

PROSECCO DOC UK Round, Donington Park 25-27 May 2018

World Superbike - Results Race 1

Donington Park 4.023 m

Laps 23 = 92,529 Km - Time of Race 33'56.530 - Avg. 163,565 km/h

1 / 2

Pos	Race	Grid	No. Rider	Nat	Team	Bike	Class	LL	Gap	Fastest Lap	Speed	Qualifying		Ranking		
												Time	Speed	R1	R2	Tot
1	6	60	M. VAN DER MARK	NED	Pata Yamaha Official WorldSBK Team	Yamaha YZF R1		23		1'28.087	270,9	1'27.472	266,8	25	138	4
2	2	1	J. REA	GBR	Kawasaki Racing Team WorldSBK	Kawasaki ZX-10RR		23	1.136	1'27.974	270,9	1'26.956	265,5	20	229	1
3	1	66	T. SYKES	GBR	Kawasaki Racing Team WorldSBK	Kawasaki ZX-10RR		23	2.193	1'28.080	269,5	1'26.663	264,2	16	153	3
4	5	22	A. LOWES	GBR	Pata Yamaha Official WorldSBK Team	Yamaha YZF R1		23	6.642	1'28.101	270,9	1'27.422	267,5	13	105	7
5	4	32	L. SAVADORI	ITA	Milwaukee Aprilia	Aprilia RSV4 RF		23	7.331	1'28.311	269,5	1'27.355	268,2	11	44	12
6	7	50	E. LAVERTY	IRL	Milwaukee Aprilia	Aprilia RSV4 RF		23	13.374	1'28.480	271,5	1'27.508	269,5	10	37	14
7	3	76	L. BAZ	FRA	GULF ALTHEA BMW Racing Team	BMW S 1000 RR		23	15.992	1'28.486	268,8	1'27.348	264,9	9	61	8
8	9	7	C. DAVIES	GBR	Aruba.it Racing - Ducati	Ducati Panigale R		23	18.532	1'28.660	270,9	1'27.749	266,2	8	170	2
9	11	91	L. HASLAM	GBR	Kawasaki Puccetti Racing	Kawasaki ZX-10RR	IND	23	20.478	1'28.438	270,2	1'27.967	266,8	7	14	19
10	13	2	L. CAMIER	GBR	Red Bull Honda World Superbike Team	Honda CBR1000RR		23	20.634	1'28.799	265,5	1'28.108	260,4	6	48	11
11	14	81	J. TORRES	ESP	MV Agusta Reparto Corse	MV Agusta 1000 F4		23	22.503	1'28.923	268,2	1'28.230	263,6	5	57	10
12	15	21	M. RINALDI	ITA	Aruba.it Racing - Junior Team	Ducati Panigale R	IND	23	33.250	1'29.143	269,5	1'28.376	263,6	4	43	13
13	18	36	L. MERCADO	ARG	Orelac Racing VerdNatura	Kawasaki ZX-10RR	IND	23	33.771	1'29.261	265,5	1'28.969	261,0	3	34	15
14	10	28	B. RAY	GBR	Buildbase Suzuki	Suzuki GSX-R1000	IND	23	36.715	1'28.963	266,8	1'27.946	260,4	2	2	22
15	19	99	P. JACOBSEN	USA	TripleM Honda World Superbike Team	Honda CBR1000RR	IND	23	38.850	1'29.591	270,2	1'29.119	266,2	1	18	17
16	21	45	J. GAGNE	USA	Red Bull Honda World Superbike Team	Honda CBR1000RR		23	42.536	1'29.727	265,5	1'29.173	261,6		17	18
17	16	41	L. MOSSEY	GBR	Team Pedercini Racing	Kawasaki ZX-10RR	IND	23	42.682	1'29.686	265,5	1'28.885	263,6			
18	17	37	O. JEZEK	CZE	Guandalini Racing	Yamaha YZF R1	IND	23	47.849	1'29.925	262,3	1'28.958	259,7		2	23
19	20	40	R. RAMOS	ESP	Team GoEleven Kawasaki	Kawasaki ZX-10RR	IND	23	50.256	1'29.472	264,9	1'29.172	259,7		32	16
20	24	94	N. CANEPA	ITA	Yamaha Motor Europe	Yamaha YZF R1	IND	23	52.188	1'29.926	264,9	1'29.530	266,2			
21	8	54	T. RAZGATLIOGLU	TUR	Kawasaki Puccetti Racing	Kawasaki ZX-10RR	IND	23	55.588	1'28.471	268,2	1'27.631	268,2		58	9
22	12	33	M. MELANDRI	ITA	Aruba.it Racing - Ducati	Ducati Panigale R		23	1'19.859	1'28.655	269,5	1'28.130	266,8		131	5
23	23	44	G. REA	GBR	OMG Racing UK	Suzuki GSX-R1000	IND	23	1'36.779	1'30.469	262,3	1'29.376	259,7			
-----Not Classified-----																
RET	22	12	X. FORES	ESP	Barni Racing Team	Ducati Panigale R	IND	10	13 Laps	1'29.785	267,5	1'29.315	264,9		124	6
RET	25	55	M. LAW	GBR	Team WD40	Kawasaki ZX-10RR	IND	0								

AIR	Humidity:	72%	Temp:	18°C
TRACK	Condition:	Dry	Temp:	30°C

Records	Pole (SP2)	2017	T.Sykes	1'26.641	167,16 Km/h
	Race (RC2)	2016	J.Rea	1'27.605	165,32 Km/h
	Circuit (SP2)	2017	T.Sykes	1'26.641	167,16 Km/h
Race Fastest Lap	Lap 18	J.Rea	1'27.974	164,63 Km/h	

LAP LEADERS					
No.	Rider	From	To	Laps	Total
1	J. REA	1	5	5	5
66	T. SYKES	6	14	9	9
60	M. VAN DER MARK	15	23	9	9

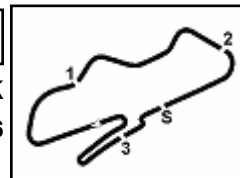
TOTAL LEADER LAPS					
No.	Rider	Laps			
1	J. REA	88	22	A. LOWES	2
66	T. SYKES	50	50	E. LAVERTY	2
7	C. DAVIES	34	25	D. FALZON	1
60	M. VAN DER MARK	18	99	P. JACOBSEN	1
12	X. FORES	15			
33	M. MELANDRI	9			
21	M. RINALDI	2			

26/05/2018 Start 13:15 End 13:52 The results are provisional until the end of the time limit for protests and appeals and the completion of the technical checks.

These data/results cannot be reproduced, stored and/or transmitted in whole or in part by any manner of electronic, mechanical, photocopying, recording, broadcasting or otherwise now known or herein after developed without the previous express consent by the copyright owner, except for reproduction in daily press and regular printed publications on sale to the public within 60 days of the event related to those data/results and always provided that copyright symbol appears together as follows below.

© DORNA WSBK ORGANIZATION Srl 2018





PROSECCO DOC UK Round, Donington Park 25-27 May 2018 World Superbike - Results Race 1

Race Highlights

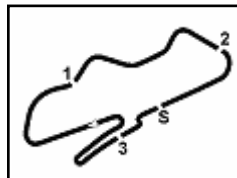
Time	No. Rider	Description
13.13.04		Warm-up Lap Start
13.15.28		Start
13.16.59	55 Law	Retired
13.17.08	94 Canepa	On the Gravel - Re-Joined - Turn 11
13.17.36		No Jump Start
13.30.32	12 Fores	Entered Pits
13.33.26	12 Fores	Retired
13.36.42	40 Ramos	On the Gravel - Re-Joined - Turn 1
13.40.48	33 Melandri	Crashed - Turn 12
13.41.25	33 Melandri	Re-joined
13.49.42	54 Razgattlioglu	Crashed - Turn 11
13.50.04	54 Razgattlioglu	Re-joined
13.52.32		End Of Session

Start End The results are provisional until the end of the time limit for protests and appeals
26/05/2018 13:15 13:52 and the completion of the technical checks.

These data/results cannot be reproduced, stored and/or transmitted in whole or in part by any manner of electronic, mechanical, photocopying, recording, broadcasting or otherwise now known or herein after developed without the previous express consent by the copyright owner, except for reproduction in daily press and regular printed publications on sale to the public within 60 days of the event related to those data/results and always provided that copyright symbol appears together as follows below.

© DORNA WSBK ORGANIZATION Srl 2018





Donington Park 4.023 m

1 / 3

PROSECCO DOC UK Round, Donington Park 25-27 May 2018 World Superbike - Lap Chart Race 1

	Lap																						
	1	2	3	4	5	6	7	8	9	10	11	12	13	14	15	16	17	18	19	20	21	22	23
1	1	1	1	1	1	66	66	66	66	66	66	66	66	66	60	60	60	60	60	60	60	60	60
2	66	66	66	66	66	1	1	1	1	1	1	1	60	60	66	66	1	1	1	1	1	1	1
3	60	60	60	60	60	60	60	60	60	60	60	60	1	1	1	1	66	66	66	66	66	66	66
4	22	22	22	22	22	22	22	22	22	22	22	22	22	22	22	22	22	22	22	22	22	22	22
5	32	32	32	32	32	32	32	32	32	32	32	32	32	32	32	32	32	32	32	32	32	32	32
6	76	76	76	76	76	50	50	50	50	50	50	50	50	50	50	50	50	50	50	50	50	50	50
7	54	54	50	50	50	76	76	76	76	76	76	76	76	76	76	76	76	76	76	76	76	76	76
8	50	50	54	54	54	54	54	54	54	54	54	54	54	54	54	54	54	54	54	54	54	91	7
9	7	7	7	7	91	91	91	91	91	91	91	91	91	91	91	91	91	91	91	91	91	54	91
10	91	91	91	91	7	7	7	7	7	7	7	7	7	7	7	7	7	7	7	7	7	7	2
11	33	28	28	28	2	2	2	2	33	33	33	33	33	33	33	33	2	2	2	2	2	2	81
12	28	2	2	2	28	33	33	33	2	2	2	2	2	2	2	81	81	81	81	81	81	81	21
13	2	33	33	33	33	28	81	81	81	81	81	81	81	81	81	21	21	21	21	21	21	21	36
14	81	81	81	81	81	28	28	28	28	28	28	21	21	21	21	28	28	36	36	36	36	36	28
15	37	21	21	21	21	21	21	21	21	21	21	28	28	28	28	36	36	28	28	28	28	28	99
16	21	41	41	99	99	99	99	99	99	99	99	99	99	99	36	99	99	99	99	99	99	99	45
17	41	37	99	41	41	36	36	36	36	36	36	36	36	36	99	45	45	45	45	45	45	41	41
18	99	99	36	36	36	41	41	41	41	41	40	40	40	40	45	45	41	41	41	41	41	45	37
19	45	36	37	45	45	45	45	40	40	40	41	41	41	45	41	41	37	37	37	37	37	37	40
20	36	45	45	37	40	40	40	45	45	45	45	45	45	41	37	37	40	40	40	40	40	40	94
21	12	12	12	40	37	37	37	37	37	37	37	37	37	37	94	94	94	94	94	94	94	94	54
22	40	40	40	12	12	12	12	12	12	94	94	94	94	94	40	40	44	44	44	44	33	33	33
23	44	44	44	44	44	94	94	94	94	12	44	44	44	44	44	44	33	33	33	33	44	44	44
24	94	94	94	94	94	94	44	44	44	44	44	44	44	44	44	33	33	33	33	44	44	44	44

Final Result		
1	60 M. VAN DER MARK	Laps 23
2	1 J. REA	1.136
3	66 T. SYKES	2.193
4	22 A. LOWES	6.642
5	32 L. SAVADORI	7.331
6	50 E. LAVERTY	13.374
7	76 L. BAZ	15.992
8	7 C. DAVIES	18.532
9	91 L. HASLAM	20.478
10	2 L. CAMIER	20.634
11	81 J. TORRES	22.503
12	21 M. RINALDI	33.250
13	36 L. MERCADO	33.771
14	28 B. RAY	36.715
15	99 P. JACOBSEN	38.850
16	45 J. GAGNE	42.536
17	41 L. MOSSEY	42.682
18	37 O. JEZEK	47.849
19	40 R. RAMOS	50.256
20	94 N. CANEPA	52.188
21	54 T. RAZGATLIOGLU	55.588
22	33 M. MELANDRI	1'19.859
23	44 G. REA	1'36.779
RET	12 X. FORES	13 Laps
RET	55 M. LAW	

26/05/2018

These data/results cannot be reproduced, stored and/or transmitted in whole or in part by any manner of electronic, mechanical, photocopying, recording, broadcasting or otherwise now known or herein after developed without the previous express consent by the copyright owner, except for reproduction in daily press and regular printed publications on sale to the public within 60 days of the event related to those data/results and always provided that copyright symbol appears together as follows below.

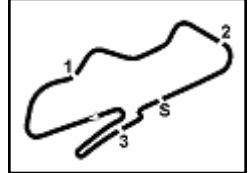
© DORNA WSBK ORGANIZATION Srl 2018

FICR PERUGIA TIMING


Official Tyre Supplier



Official Timekeeper

**PROSECCO DOC UK Round, Donington Park 25-27 May 2018****World Superbike - Lap Chart Race 1**

Donington Park 4.023 m

2 / 3

1	1	J.Rea	13:16'51.711
2	66	T.Sykes	0.230
3	60	M.van der Mark	0.523
4	22	A.Lowes	1.064
5	32	L.Savadori	1.335
6	76	L.Baz	1.488
7	54	T.Razgatlioglu	1.747
8	50	E.Laverty	1.999
9	7	C.Davies	2.290
10	91	L.Haslam	2.454
11	33	M.Melandri	2.712
12	28	B.Ray	3.076
13	2	L.Camier	3.345
14	81	J.Torres	3.568
15	37	O.Jezek	3.924
16	21	M.Rinaldi	4.227
17	41	L.Mossey	4.433
18	99	P.Jacobsen	4.692
19	45	J.Gagne	4.899
20	36	L.Mercado	4.969
21	12	X.Fores	5.957
22	40	R.Ramos	6.332
23	44	G.Rea	6.659
24	94	N.Canepa	10.563

1	1	J.Rea	13:18'19.967
2	66	T.Sykes	0.284
3	60	M.van der Mark	0.618
4	22	A.Lowes	0.909
5	32	L.Savadori	1.390
6	76	L.Baz	1.801
7	54	T.Razgatlioglu	1.962
8	50	E.Laverty	2.223
9	7	C.Davies	2.694
10	91	L.Haslam	3.425
11	28	B.Ray	4.430
12	2	L.Camier	4.915
13	33	M.Melandri	5.072
14	81	J.Torres	5.487
15	21	M.Rinaldi	6.031
16	41	L.Mossey	6.357
17	37	O.Jezek	6.560
18	99	P.Jacobsen	6.724
19	36	L.Mercado	6.896
20	45	J.Gagne	7.258
21	12	X.Fores	7.575
22	40	R.Ramos	7.834
23	44	G.Rea	8.872
24	94	N.Canepa	12.333

1	1	J.Rea	13:19'48.637
2	66	T.Sykes	0.281
3	60	M.van der Mark	0.678
4	22	A.Lowes	1.003
5	32	L.Savadori	1.298
6	76	L.Baz	1.617
7	50	E.Laverty	2.148
8	54	T.Razgatlioglu	2.298
9	7	C.Davies	2.877
10	91	L.Haslam	3.193
11	28	B.Ray	4.778
12	2	L.Camier	5.292
13	33	M.Melandri	5.634
14	81	J.Torres	6.055
15	21	M.Rinaldi	6.671
16	41	L.Mossey	7.373
17	99	P.Jacobsen	7.709
18	36	L.Mercado	7.917
19	37	O.Jezek	8.189
20	45	J.Gagne	8.648
21	12	X.Fores	8.844

22	40	R.Ramos	9.184
23	44	G.Rea	10.722
24	94	N.Canepa	13.589

1	1	J.Rea	13:21'17.470
2	66	T.Sykes	0.281
3	60	M.van der Mark	0.453
4	22	A.Lowes	0.772
5	32	L.Savadori	1.126
6	76	L.Baz	1.516
7	50	E.Laverty	1.969
8	54	T.Razgatlioglu	2.408
9	7	C.Davies	3.128
10	91	L.Haslam	3.451
11	28	B.Ray	4.908
12	2	L.Camier	5.258
13	33	M.Melandri	5.456
14	81	J.Torres	6.145
15	21	M.Rinaldi	6.981
16	99	P.Jacobsen	8.483
17	41	L.Mossey	8.742
18	36	L.Mercado	8.899
19	45	J.Gagne	9.673
20	37	O.Jezek	9.932
21	40	R.Ramos	10.301
22	12	X.Fores	10.510
23	44	G.Rea	12.841
24	94	N.Canepa	14.755

1	1	J.Rea	13:22'45.984
2	66	T.Sykes	0.292
3	60	M.van der Mark	0.568
4	22	A.Lowes	0.991
5	32	L.Savadori	1.224
6	76	L.Baz	1.824
7	50	E.Laverty	2.279
8	54	T.Razgatlioglu	3.140
9	91	L.Haslam	4.233
10	7	C.Davies	4.513
11	2	L.Camier	5.860
12	28	B.Ray	6.225
13	33	M.Melandri	6.368
14	81	J.Torres	6.702
15	21	M.Rinaldi	7.922
16	99	P.Jacobsen	9.560
17	41	L.Mossey	10.449
18	36	L.Mercado	10.648
19	45	J.Gagne	11.076
20	40	R.Ramos	11.589
21	37	O.Jezek	11.605
22	12	X.Fores	12.338
23	44	G.Rea	15.191
24	94	N.Canepa	16.272

1	66	T.Sykes	13:24'14.597
2	1	J.Rea	0.117
3	60	M.van der Mark	0.450
4	22	A.Lowes	0.969
5	32	L.Savadori	1.326
6	50	E.Laverty	2.203
7	76	L.Baz	3.185
8	54	T.Razgatlioglu	3.753
9	91	L.Haslam	4.466
10	7	C.Davies	5.353
11	2	L.Camier	6.502
12	33	M.Melandri	6.938
13	28	B.Ray	7.574
14	81	J.Torres	7.752
15	21	M.Rinaldi	8.645
16	99	P.Jacobsen	10.984
17	36	L.Mercado	11.693
18	41	L.Mossey	12.050

19	45	J.Gagne	12.631
20	40	R.Ramos	12.818
21	37	O.Jezek	13.149
22	12	X.Fores	13.542
23	44	G.Rea	17.757
24	94	N.Canepa	17.993

1	66	T.Sykes	13:25'43.319
2	1	J.Rea	0.363
3	60	M.van der Mark	0.469
4	22	A.Lowes	0.854
5	32	L.Savadori	1.250
6	50	E.Laverty	2.253
7	76	L.Baz	3.376
8	54	T.Razgatlioglu	4.114
9	91	L.Haslam	4.533
10	7	C.Davies	5.912
11	2	L.Camier	6.889
12	33	M.Melandri	7.035
13	81	J.Torres	8.348
14	28	B.Ray	8.585
15	21	M.Rinaldi	9.597
16	99	P.Jacobsen	11.978
17	36	L.Mercado	12.740
18	41	L.Mossey	13.324
19	45	J.Gagne	13.734
20	40	R.Ramos	13.907
21	37	O.Jezek	14.352
22	12	X.Fores	14.605
23	94	N.Canepa	19.696
24	44	G.Rea	20.327

1	66	T.Sykes	13:27'11.818
2	1	J.Rea	0.176
3	60	M.van der Mark	0.441
4	22	A.Lowes	0.923
5	32	L.Savadori	1.205
6	50	E.Laverty	2.515
7	76	L.Baz	3.578
8	54	T.Razgatlioglu	4.621
9	91	L.Haslam	4.942
10	7	C.Davies	6.545
11	2	L.Camier	7.386
12	33	M.Melandri	7.531
13	81	J.Torres	8.944
14	28	B.Ray	9.564
15	21	M.Rinaldi	10.393
16	99	P.Jacobsen	13.481
17	36	L.Mercado	14.038
18	41	L.Mossey	14.658
19	40	R.Ramos	15.073
20	45	J.Gagne	15.361
21	37	O.Jezek	15.786
22	12	X.Fores	16.028
23	94	N.Canepa	21.193
24	44	G.Rea	22.636

1	66	T.Sykes	13:28'40.076
2	1	J.Rea	0.221
3	60	M.van der Mark	0.612
4	22	A.Lowes	1.049
5	32	L.Savadori	1.750
6	50	E.Laverty	3.063
7	76	L.Baz	4.236
8	54	T.Razgatlioglu	5.379
9	91	L.Haslam	5.778
10	7	C.Davies	7.630
11	33	M.Melandri	8.216
12	2	L.Camier	8.691
13	81	J.Torres	9.742
14	28	B.Ray	10.898
15	21	M.Rinaldi	11.727

16	99	P.Jacobsen	15.006
17	36	L.Mercado	15.540
18	41	L.Mossey	16.197
19	40	R.Ramos	16.451
20	45	J.Gagne	17.046
21	37	O.Jezek	17.819
22	12	X.Fores	18.979
23	94	N.Canepa	23.236
24	44	G.Rea	26.145

1	66	T.Sykes	13:30'08.156
2	1	J.Rea	0.226
3	60	M.van der Mark	0.619
4	22	A.Lowes	1.189
5	32	L.Savadori	2.290
6	50	E.Laverty	3.618
7	76	L.Baz	5.013
8	54	T.Razgatlioglu	6.022
9	91	L.Haslam	6.502
10	7	C.Davies	8.888
11	33	M.Melandri	9.197
12	2	L.Camier	9.762
13	81	J.Torres	11.432
14	28	B.Ray	12.752
15	21	M.Rinaldi	13.660
16	99	P.Jacobsen	16.706
17	36	L.Mercado	17.904
18	41	L.Mossey	18.286
19	40	R.Ramos	18.645
20	45	J.Gagne	19.085
21	37	O.Jezek	19.921
22	94	N.Canepa	25.242
23	12	X.Fores	27.575
24	44	G.Rea	29.806

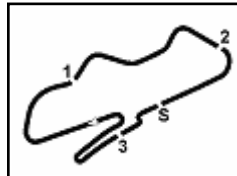
1	66	T.Sykes	13:31'36.389
2	1	J.Rea	0.308
3	60	M.van der Mark	0.641
4	22	A.Lowes	1.614
5	32	L.Savadori	2.685
6	50	E.Laverty	4.249
7	76	L.Baz	5.616
8	54	T.Razgatlioglu	6.745
9	91	L.Haslam	7.131
10	7	C.Davies	9.829
11	33	M.Melandri	10.149
12	2	L.Camier	10.565
13	81	J.Torres	12.152
14	28	B.Ray	14.481
15	21	M.Rinaldi	14.767
16	99	P.Jacobsen	18.354
17	36	L.Mercado	19.276
18	40	R.Ramos	20.060
19	41	L.Mossey	20.363
20	45	J.Gagne	20.929
21	37	O.Jezek	21.865
22	94	N.Canepa	27.361
23	44	G.Rea	33.618

1	66	T.Sykes	13:33'04.785
2	1	J.Rea	0.161
3	60	M.van der Mark	0.542
4	22	A.Lowes	1.733
5	32	L.Savadori	2.964
6	50	E.Laverty	4.685
7	76	L.Baz	6.285
8	54	T.Razgatlioglu	7.062
9	91	L.Haslam	7.691
10	7	C.Davies	10.467
11	33	M.Melandri	10.979
12	2	L.Camier	11.473
13	81	J.Torres	12.748

26/05/2018

These data/results cannot be reproduced, stored and/or transmitted in whole or in part by any manner of electronic, mechanical, photocopying, recording, broadcasting or otherwise now known or herein after developed without the previous express consent by the copyright owner, except for reproduction in daily press and regular printed publications on sale to the public within 60 days of the event related to those data/results and always provided that copyright symbol appears together as follows below.

© DORNA WSBK ORGANIZATION Srl 2018



PROSECCO DOC UK Round, Donington Park 25-27 May 2018

World Superbike - Lap Chart Race 1

Donington Park 4.023 m

3 / 3

14	21	M.Rinaldi	16.419	14	21	M.Rinaldi	20.853	14	28	B.Ray	27.005	14	36	L.Mercado	30.926
15	28	B.Ray	16.815	15	28	B.Ray	21.928	15	36	L.Mercado	27.587	15	28	B.Ray	31.922
16	99	P.Jacobsen	20.015	16	99	P.Jacobsen	24.194	16	99	P.Jacobsen	30.347	16	99	P.Jacobsen	35.210
17	36	L.Mercado	20.465	17	36	L.Mercado	24.341	17	45	J.Gagne	32.943	17	45	J.Gagne	37.646
18	40	R.Ramos	21.208	18	45	J.Gagne	27.986	18	41	L.Mossey	33.541	18	41	L.Mossey	38.084
19	41	L.Mossey	21.908	19	41	L.Mossey	28.245	19	37	O.Jezek	35.010	19	37	O.Jezek	41.478
20	45	J.Gagne	22.286	20	37	O.Jezek	29.385	20	40	R.Ramos	41.841	20	40	R.Ramos	46.374
21	37	O.Jezek	23.999	21	94	N.Canepa	35.072	21	94	N.Canepa	42.430	21	94	N.Canepa	47.812
22	94	N.Canepa	29.246	22	40	R.Ramos	36.992	22	44	G.Rea	58.011	22	33	M.Melandri	1'11.859
23	44	G.Rea	37.380	23	44	G.Rea	47.720	23	33	M.Melandri	1'08.874	23	44	G.Rea	1'15.573

Lap 13

1	66	T.Sykes	13:34'33.434
2	60	M.van der Mark	0.388
3	1	J.Rea	0.552
4	22	A.Lowes	1.546
5	32	L.Savadori	2.874
6	50	E.Laverty	4.931
7	76	L.Baz	6.708
8	54	T.Razgatioglu	7.533
9	91	L.Haslam	8.236
10	7	C.Davies	10.829
11	33	M.Melandri	11.205
12	2	L.Camier	11.792
13	81	J.Torres	13.305
14	21	M.Rinaldi	17.635
15	28	B.Ray	18.482
16	99	P.Jacobsen	21.181
17	36	L.Mercado	21.534
18	40	R.Ramos	22.031
19	41	L.Mossey	23.086
20	45	J.Gagne	23.482
21	37	O.Jezek	25.642
22	94	N.Canepa	30.972
23	44	G.Rea	40.628

Lap 16

1	60	M.van der Mark	13:38'58.361
2	66	T.Sykes	1.008
3	1	J.Rea	1.193
4	22	A.Lowes	2.530
5	32	L.Savadori	3.876
6	50	E.Laverty	6.987
7	76	L.Baz	8.965
8	54	T.Razgatioglu	9.572
9	91	L.Haslam	10.034
10	7	C.Davies	12.777
11	33	M.Melandri	13.152
12	2	L.Camier	13.745
13	81	J.Torres	15.714
14	21	M.Rinaldi	22.875
15	28	B.Ray	23.769
16	36	L.Mercado	25.682
17	99	P.Jacobsen	26.650
18	45	J.Gagne	29.882
19	41	L.Mossey	30.310
20	37	O.Jezek	31.484
21	94	N.Canepa	38.154
22	40	R.Ramos	38.600
23	44	G.Rea	51.423

Lap 19

1	60	M.van der Mark	13:43'23.532
2	1	J.Rea	0.711
3	66	T.Sykes	1.617
4	22	A.Lowes	3.490
5	32	L.Savadori	4.500
6	50	E.Laverty	8.789
7	76	L.Baz	11.529
8	54	T.Razgatioglu	12.698
9	91	L.Haslam	13.031
10	7	C.Davies	14.926
11	2	L.Camier	16.142
12	81	J.Torres	18.372
13	21	M.Rinaldi	27.039
14	36	L.Mercado	28.967
15	28	B.Ray	29.143
16	99	P.Jacobsen	31.893
17	45	J.Gagne	34.492
18	41	L.Mossey	35.023
19	37	O.Jezek	37.048
20	40	R.Ramos	43.264
21	94	N.Canepa	44.304
22	44	G.Rea	1'01.267
23	33	M.Melandri	1'10.509

Lap 22

1	60	M.van der Mark	13:47'48.746
2	1	J.Rea	0.452
3	66	T.Sykes	1.722
4	22	A.Lowes	5.651
5	32	L.Savadori	5.989
6	50	E.Laverty	11.803
7	76	L.Baz	14.442
8	91	L.Haslam	16.532
9	54	T.Razgatioglu	16.575
10	7	C.Davies	17.227
11	2	L.Camier	18.957
12	81	J.Torres	21.143
13	21	M.Rinaldi	31.136
14	36	L.Mercado	32.149
15	28	B.Ray	34.031
16	99	P.Jacobsen	37.261
17	41	L.Mossey	40.018
18	45	J.Gagne	40.244
19	37	O.Jezek	44.295
20	40	R.Ramos	48.387
21	94	N.Canepa	49.714
22	33	M.Melandri	1'12.736
23	44	G.Rea	1'25.954

Lap 14

1	66	T.Sykes	13:36'01.695
2	60	M.van der Mark	0.256
3	1	J.Rea	0.619
4	22	A.Lowes	1.816
5	32	L.Savadori	3.299
6	50	E.Laverty	5.448
7	76	L.Baz	7.563
8	54	T.Razgatioglu	8.120
9	91	L.Haslam	9.098
10	7	C.Davies	11.688
11	33	M.Melandri	11.955
12	2	L.Camier	12.562
13	81	J.Torres	14.087
14	21	M.Rinaldi	19.194
15	28	B.Ray	20.381
16	99	P.Jacobsen	22.967
17	36	L.Mercado	23.080
18	40	R.Ramos	23.394
19	45	J.Gagne	24.948
20	41	L.Mossey	25.284
21	37	O.Jezek	27.595
22	94	N.Canepa	33.084
23	44	G.Rea	44.289

Lap 17

1	60	M.van der Mark	13:40'26.948
2	1	J.Rea	1.132
3	66	T.Sykes	1.614
4	22	A.Lowes	2.578
5	32	L.Savadori	3.793
6	50	E.Laverty	7.298
7	76	L.Baz	9.706
8	54	T.Razgatioglu	10.598
9	91	L.Haslam	10.836
10	7	C.Davies	12.985
11	2	L.Camier	14.257
12	81	J.Torres	16.298
13	21	M.Rinaldi	24.345
14	28	B.Ray	25.113
15	36	L.Mercado	26.356
16	99	P.Jacobsen	28.170
17	45	J.Gagne	31.269
18	41	L.Mossey	31.736
19	37	O.Jezek	33.039
20	40	R.Ramos	40.056
21	94	N.Canepa	40.330
22	44	G.Rea	54.596
23	33	M.Melandri	1'02.835

Lap 20

1	60	M.van der Mark	13:44'51.966
2	1	J.Rea	0.692
3	66	T.Sykes	1.714
4	22	A.Lowes	4.087
5	32	L.Savadori	4.759
6	50	E.Laverty	9.634
7	76	L.Baz	12.228
8	54	T.Razgatioglu	13.712
9	91	L.Haslam	14.099
10	7	C.Davies	15.482
11	2	L.Camier	16.980
12	81	J.Torres	19.078
13	21	M.Rinaldi	28.421
14	36	L.Mercado	30.073
15	28	B.Ray	30.637
16	99	P.Jacobsen	33.691
17	45	J.Gagne	36.115
18	41	L.Mossey	36.468
19	37	O.Jezek	39.249
20	40	R.Ramos	44.921
21	94	N.Canepa	45.873
22	44	G.Rea	1'04.360
23	33	M.Melandri	1'11.161

Lap 23

1	60	M.van der Mark	13:49'16.988
2	1	J.Rea	1.136
3	66	T.Sykes	2.193
4	22	A.Lowes	6.642
5	32	L.Savadori	7.331
6	50	E.Laverty	13.374
7	76	L.Baz	15.992
8	7	C.Davies	18.532
9	91	L.Haslam	20.478
10	2	L.Camier	20.634
11	81	J.Torres	22.503
12	21	M.Rinaldi	33.250
13	36	L.Mercado	33.771
14	28	B.Ray	36.715
15	99	P.Jacobsen	38.850
16	45	J.Gagne	42.536
17	41	L.Mossey	42.682
18	37	O.Jezek	47.849
19	40	R.Ramos	50.256
20	94	N.Canepa	52.188
21	54	T.Razgatioglu	55.588
22	33	M.Melandri	1'19.859
23	44	G.Rea	1'36.779

Lap 15

1	60	M.van der Mark	13:37'30.187
2	66	T.Sykes	0.243
3	1	J.Rea	0.444
4	22	A.Lowes	1.815
5	32	L.Savadori	3.493
6	50	E.Laverty	5.897
7	76	L.Baz	8.130
8	54	T.Razgatioglu	8.596
9	91	L.Haslam	9.435
10	7	C.Davies	12.110
11	33	M.Melandri	12.443
12	2	L.Camier	12.992
13	81	J.Torres	14.581

Lap 18

1	60	M.van der Mark	13:41'55.175
2	1	J.Rea	0.879
3	66	T.Sykes	1.699
4	22	A.Lowes	2.799
5	32	L.Savadori	3.908
6	50	E.Laverty	8.138
7	76	L.Baz	10.482
8	54	T.Razgatioglu	11.850
9	91	L.Haslam	12.111
10	7	C.Davies	13.920
11	2	L.Camier	15.337
12	81	J.Torres	17.359
13	21	M.Rinaldi	26.084

Lap 21

1	60	M.van der Mark	13:46'20.537
2	1	J.Rea	0.437
3	66	T.Sykes	1.523
4	22	A.Lowes	4.719
5	32	L.Savadori	5.138
6	50	E.Laverty	10.612
7	76	L.Baz	13.015
8	54	T.Razgatioglu	14.566
9	91	L.Haslam	14.851
10	7	C.Davies	16.142
11	2	L.Camier	17.758
12	81	J.Torres	19.891
13	21	M.Rinaldi	29.668

26/05/2018

These data/results cannot be reproduced, stored and/or transmitted in whole or in part by any manner of electronic, mechanical, photocopying, recording, broadcasting or otherwise now known or herein after developed without the previous express consent by the copyright owner, except for reproduction in daily press and regular printed publications on sale to the public within 60 days of the event related to those data/results and always provided that copyright symbol appears together as follows below.

© DORNA WSBK ORGANIZATION Srl 2018

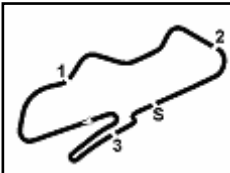
FCR PERUGIA TIMING



Official Tyre Supplier



Official Timekeeper



PROSECCO DOC UK Round, Donington Park 25-27 May 2018

World Superbike - Best Sectors & Speed Race 1

RESULTS

Pos	Rank	Name	Motorcycle	Laps	Time
1	60	M. VAN DER MARK	Yamaha YZF R1	23	
2	1	J. REA	Kawasaki ZX-10RR		1.136
3	66	T. SYKES	Kawasaki ZX-10RR		2.193
4	22	A. LOWES	Yamaha YZF R1		6.642
5	32	L. SAVADORI	Aprilia RSV4 RF		7.331
6	50	E. LAVERTY	Aprilia RSV4 RF		13.374
7	76	L. BAZ	BMW S 1000 RR		15.992
8	7	C. DAVIES	Ducati Panigale R		18.532
9	91	L. HASLAM	Kawasaki ZX-10RR		20.478
10	2	L. CAMIER	Honda CBR1000RR		20.634
11	81	J. TORRES	MV Agusta 1000 F4		22.503
12	21	M. RINALDI	Ducati Panigale R		33.250
13	36	L. MERCADO	Kawasaki ZX-10RR		33.771
14	28	B. RAY	Suzuki GSX-R1000		36.715
15	99	P. JACOBSEN	Honda CBR1000RR		38.850
16	45	J. GAGNE	Honda CBR1000RR		42.536
17	41	L. MOSSEY	Kawasaki ZX-10RR		42.682
18	37	O. JEZEK	Yamaha YZF R1		47.849
19	40	R. RAMOS	Kawasaki ZX-10RR		50.256
20	94	N. CANEPA	Yamaha YZF R1		52.188
21	54	T. RAZGATLIOGLU	Kawasaki ZX-10RR		55.588
22	33	M. MELANDRI	Ducati Panigale R	1'	19.859
23	44	G. REA	Suzuki GSX-R1000	1'	36.779
RET	12	X. FORES	Ducati Panigale R	13	Laps
RET	55	M. LAW	Kawasaki ZX-10RR		

SPEED

Pos	Rank	Name	Motorcycle	Speed
1	50	E. LAVERTY	Aprilia RSV4 RF	271,5
2	7	C. DAVIES	Ducati Panigale R	270,9
3	1	J. REA	Kawasaki ZX-10RR	270,9
4	60	M. VAN DER MARK	Yamaha YZF R1	270,9
5	22	A. LOWES	Yamaha YZF R1	270,9
6	91	L. HASLAM	Kawasaki ZX-10RR	270,2
7	99	P. JACOBSEN	Honda CBR1000RR	270,2
8	33	M. MELANDRI	Ducati Panigale R	269,5
9	66	T. SYKES	Kawasaki ZX-10RR	269,5
10	32	L. SAVADORI	Aprilia RSV4 RF	269,5
11	21	M. RINALDI	Ducati Panigale R	269,5
12	76	L. BAZ	BMW S 1000 RR	268,8
13	81	J. TORRES	MV Agusta 1000 F4	268,2
14	54	T. RAZGATLIOGLU	Kawasaki ZX-10RR	268,2
15	12	X. FORES	Ducati Panigale R	267,5
16	28	B. RAY	Suzuki GSX-R1000	266,8
17	41	L. MOSSEY	Kawasaki ZX-10RR	265,5
18	36	L. MERCADO	Kawasaki ZX-10RR	265,5
19	45	J. GAGNE	Honda CBR1000RR	265,5
20	2	L. CAMIER	Honda CBR1000RR	265,5
21	40	R. RAMOS	Kawasaki ZX-10RR	264,9
22	94	N. CANEPA	Yamaha YZF R1	264,9
23	44	G. REA	Suzuki GSX-R1000	262,3
24	37	O. JEZEK	Yamaha YZF R1	262,3

SEG. 1

1	60	M. VAN DER MARK	18.798
2	22	A. LOWES	18.831
3	1	J. REA	18.863
4	66	T. SYKES	18.890
5	76	L. BAZ	18.895
6	91	L. HASLAM	18.907
7	54	T. RAZGATLIOGLU	18.927
8	81	J. TORRES	18.958
9	32	L. SAVADORI	18.978
10	21	M. RINALDI	18.991
11	2	L. CAMIER	18.994
12	50	E. LAVERTY	19.014
13	7	C. DAVIES	19.019
14	33	M. MELANDRI	19.037
15	37	O. JEZEK	19.094
16	40	R. RAMOS	19.153
17	41	L. MOSSEY	19.158
18	45	J. GAGNE	19.179
19	28	B. RAY	19.182
20	36	L. MERCADO	19.197
21	99	P. JACOBSEN	19.198
22	12	X. FORES	19.320
23	94	N. CANEPA	19.324
24	44	G. REA	19.363

SEG. 2

1	22	A. LOWES	24.013
2	60	M. VAN DER MARK	24.013
3	91	L. HASLAM	24.031
4	1	J. REA	24.042
5	66	T. SYKES	24.049
6	32	L. SAVADORI	24.106
7	2	L. CAMIER	24.111
8	33	M. MELANDRI	24.132
9	54	T. RAZGATLIOGLU	24.144
10	50	E. LAVERTY	24.183
11	21	M. RINALDI	24.226
12	76	L. BAZ	24.229
13	81	J. TORRES	24.289
14	7	C. DAVIES	24.328
15	45	J. GAGNE	24.336
16	28	B. RAY	24.364
17	36	L. MERCADO	24.370
18	40	R. RAMOS	24.385
19	99	P. JACOBSEN	24.412
20	94	N. CANEPA	24.471
21	41	L. MOSSEY	24.512
22	12	X. FORES	24.533
23	37	O. JEZEK	24.691
24	44	G. REA	24.761

SEG. 3

1	60	M. VAN DER MARK	21.884
2	1	J. REA	21.905
3	22	A. LOWES	21.906
4	66	T. SYKES	21.940
5	76	L. BAZ	21.982
6	32	L. SAVADORI	21.990
7	50	E. LAVERTY	22.024
8	28	B. RAY	22.107
9	54	T. RAZGATLIOGLU	22.132
10	91	L. HASLAM	22.151
11	7	C. DAVIES	22.177
12	81	J. TORRES	22.181
13	33	M. MELANDRI	22.202
14	2	L. CAMIER	22.218
15	21	M. RINALDI	22.287
16	99	P. JACOBSEN	22.287
17	36	L. MERCADO	22.291
18	37	O. JEZEK	22.310
19	40	R. RAMOS	22.336
20	45	J. GAGNE	22.347
21	94	N. CANEPA	22.358
22	41	L. MOSSEY	22.397
23	12	X. FORES	22.455
24	44	G. REA	22.490

SEG. 4

1	1	J. REA	22.866
2	66	T. SYKES	22.979
3	7	C. DAVIES	22.997
4	60	M. VAN DER MARK	23.060
5	32	L. SAVADORI	23.077
6	50	E. LAVERTY	23.098
7	54	T. RAZGATLIOGLU	23.101
8	22	A. LOWES	23.107
9	33	M. MELANDRI	23.121
10	76	L. BAZ	23.164
11	36	L. MERCADO	23.172
12	28	B. RAY	23.175
13	91	L. HASLAM	23.187
14	81	J. TORRES	23.188
15	40	R. RAMOS	23.191
16	2	L. CAMIER	23.251
17	12	X. FORES	23.333
18	41	L. MOSSEY	23.350
19	21	M. RINALDI	23.378
20	37	O. JEZEK	23.409
21	99	P. JACOBSEN	23.436
22	44	G. REA	23.455
23	94	N. CANEPA	23.462
24	45	J. GAGNE	23.600

26/05/2018

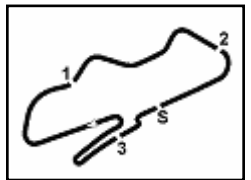
These data/results cannot be reproduced, stored and/or transmitted in whole or in part by any manner of electronic, mechanical, photocopying, recording, broadcasting or otherwise now known or herein after developed without the previous express consent by the copyright owner, except for reproduction in daily press and regular printed publications on sale to the public within 60 days of the event related to those data/results and always provided that copyright symbol appears together as follows below.

© DORNA WSBK ORGANIZATION Srl 2018



8.4

**WorldSBK
102/06**



Donington Park 4.023 m

PROSECCO DOC UK Round, Donington Park 25-27 May 2018

World Superbike - Chronological Analysis Race 1

Start at 13:15'20.458

1 / 5

1° 60 M. VAN DER MARK (1'28.087)							
Lap	Seg.1	Seg.2	Seg.3	Seg.4	Lap Time	km/h	Local Time
1		24.435	22.023	23.144	1'31.776	267,5	13:16'52.234
2	18.857	24.234	22.019	23.241	1'28.351	267,5	13:18'20.585
3	18.913	24.333	22.107	23.377	1'28.730	268,2	13:19'49.315
4	18.945	24.307	22.004	23.352	1'28.608	269,5	13:21'17.923
5	19.014	24.270	22.077	23.268	1'28.629	269,5	13:22'46.552
6	18.964	24.352	22.016	23.163	1'28.495	270,2	13:24'15.047
7	18.935	24.196	22.096	23.514	1'28.741	265,5	13:25'43.788
8	18.990	24.134	22.058	23.289	1'28.471	269,5	13:27'12.259
9	18.929	24.313	21.975	23.212	1'28.429	268,8	13:28'40.688
10	18.901	24.100	21.884	23.202	1'28.087	270,9	13:30'08.775
11	18.946	24.013	22.013	23.283	1'28.255	270,9	13:31'37.030
12	18.885	24.193	21.984	23.235	1'28.297	268,2	13:33'05.327
13	18.855	24.330	22.065	23.245	1'28.495	268,2	13:34'33.822
14	18.844	24.169	21.988	23.128	1'28.129	268,2	13:36'01.951
15	18.858	24.231	22.064	23.083	1'28.236	267,5	13:37'30.187
16	18.798	24.058	22.237	23.081	1'28.174	263,6	13:38'58.361
17	18.921	24.286	22.320	23.060	1'28.587	262,9	13:40'26.948
18	18.876	24.149	22.094	23.108	1'28.227	266,2	13:41'55.175
19	19.003	24.117	22.072	23.165	1'28.357	265,5	13:43'23.532
20	18.965	24.250	22.033	23.186	1'28.434	267,5	13:44'51.966
21	18.913	24.523	22.038	23.097	1'28.571	266,8	13:46'20.537
22	18.862	24.232	22.023	23.092	1'28.209	266,8	13:47'48.746
23	18.914	24.040	22.165	23.123	1'28.242	266,8	13:49'16.988

4° 22 A. LOWES (1'28.101)							
Lap	Seg.1	Seg.2	Seg.3	Seg.4	Lap Time	km/h	Local Time
1		24.277	22.710	23.223	1'32.317	266,2	13:16'52.775
2	18.831	24.013	22.103	23.154	1'28.101	267,5	13:18'20.876
3	18.909	24.281	22.213	23.361	1'28.764	269,5	13:19'49.640
4	18.937	24.250	22.122	23.293	1'28.602	270,2	13:21'18.242
5	18.947	24.221	22.150	23.415	1'28.733	269,5	13:22'46.975
6	19.049	24.229	22.067	23.246	1'28.591	268,2	13:24'15.566
7	18.920	24.257	22.185	23.245	1'28.607	267,5	13:25'44.173
8	19.021	24.167	22.096	23.284	1'28.568	268,2	13:27'12.741
9	18.983	24.175	21.977	23.249	1'28.384	270,2	13:28'41.125
10	18.917	24.130	21.906	23.267	1'28.220	270,9	13:30'09.345
11	19.124	24.146	22.155	23.233	1'28.658	268,2	13:31'38.003
12	19.047	24.139	22.160	23.169	1'28.515	266,2	13:33'06.518
13	18.968	24.139	22.183	23.172	1'28.462	267,5	13:34'34.980
14	19.008	24.144	22.140	23.239	1'28.531	266,2	13:36'03.511
15	19.054	24.107	22.223	23.107	1'28.491	264,2	13:37'32.002
16	19.058	24.355	22.264	23.212	1'28.889	267,5	13:39'00.891
17	19.013	24.280	22.149	23.193	1'28.635	267,5	13:40'29.526
18	19.038	24.122	22.171	23.117	1'28.448	263,6	13:41'57.974
19	19.154	24.174	22.237	23.483	1'29.048	265,5	13:43'27.022
20	19.216	24.329	22.262	23.224	1'29.031	264,2	13:44'56.053
21	19.121	24.244	22.193	23.645	1'29.203	265,5	13:46'25.256
22	19.129	24.463	22.232	23.317	1'29.141	264,2	13:47'54.397
23	19.204	24.416	22.221	23.392	1'29.233	264,9	13:49'23.630

2° 1 J. REA (1'27.974)							
Lap	Seg.1	Seg.2	Seg.3	Seg.4	Lap Time	km/h	Local Time
1		24.434	22.110	22.987	1'31.253	265,5	13:16'51.711
2	18.981	24.254	21.997	23.024	1'28.256	265,5	13:18'19.967
3	19.229	24.281	22.092	23.068	1'28.670	265,5	13:19'48.637
4	19.266	24.463	22.058	23.046	1'28.833	270,2	13:21'17.470
5	19.144	24.276	22.041	23.053	1'28.514	265,5	13:22'45.984
6	19.200	24.490	21.905	23.135	1'28.730	268,2	13:24'14.714
7	19.094	24.255	22.021	23.598	1'28.968	268,8	13:25'43.682
8	18.968	24.044	22.101	23.199	1'28.312	268,8	13:27'11.994
9	19.081	24.218	21.943	23.061	1'28.303	268,2	13:28'40.297
10	18.991	24.163	21.938	22.993	1'28.085	270,9	13:30'08.382
11	19.020	24.042	22.117	23.136	1'28.315	270,2	13:31'36.697
12	18.863	24.287	21.951	23.148	1'28.249	265,5	13:33'04.946
13	19.063	24.339	22.181	23.457	1'29.040	268,8	13:34'33.986
14	19.032	24.128	22.083	23.085	1'28.328	266,8	13:36'02.314
15	18.937	24.148	22.059	23.173	1'28.317	267,5	13:37'30.631
16	18.953	24.341	22.284	23.345	1'28.923	270,2	13:38'59.554
17	19.084	24.270	22.098	23.074	1'28.526	264,9	13:40'28.800
18	18.989	24.145	21.941	22.899	1'27.974	265,5	13:41'56.054
19	19.042	24.205	22.076	22.866	1'28.189	261,0	13:43'24.243
20	19.070	24.285	22.095	22.965	1'28.415	264,9	13:44'52.658
21	18.923	24.259	22.081	23.053	1'28.316	266,8	13:46'20.974
22	18.941	24.278	21.924	23.081	1'28.224	268,2	13:47'49.198
23	18.921	24.229	22.245	23.531	1'28.926	266,2	13:49'18.124

3° 66 T. SYKES (1'28.080)							
Lap	Seg.1	Seg.2	Seg.3	Seg.4	Lap Time	km/h	Local Time
1		24.313	22.276	23.060	1'31.483	269,5	13:16'51.941
2	18.890	24.311	21.965	23.144	1'28.310	267,5	13:18'20.251
3	19.049	24.353	22.134	23.131	1'28.667	266,8	13:19'48.918
4	19.064	24.227	22.072	23.470	1'28.833	265,5	13:21'17.751
5	18.971	24.348	21.997	23.209	1'28.525	266,2	13:22'46.276
6	18.990	24.203	21.983	23.145	1'28.321	264,9	13:24'14.597
7	19.023	24.288	22.140	23.271	1'28.722	263,6	13:25'43.319
8	18.958	24.223	22.181	23.137	1'28.499	264,2	13:27'11.818
9	19.037	24.213	22.029	22.979	1'28.258	263,6	13:28'40.076
10	19.001	24.124	21.940	23.015	1'28.080	266,8	13:30'08.156

5° 32 L. SAVADORI (1'28.311)							
Lap	Seg.1	Seg.2	Seg.3	Seg.4	Lap Time	km/h	Local Time
1		24.563	22.436	23.326	1'32.588	267,5	13:16'53.046
2	19.063	24.106	22.038	23.104	1'28.311	268,2	13:18'21.357
3	19.025	24.265	22.007	23.281	1'28.578	269,5	13:19'49.935
4	19.082	24.163	22.077	23.339	1'28.661	267,5	13:21'18.596
5	19.044	24.208	22.006	23.354	1'28.612	268,2	13:22'47.208
6	19.101	24.219	21.990	23.405	1'28.715	266,2	13:24'15.923
7	19.047	24.218	22.101	23.280	1'28.646	266,8	13:25'44.569
8	19.037	24.173	21.991	23.253	1'28.454	266,2	13:27'13.023
9	19.096	24.368	22.111	23.228	1'28.803	262,9	13:28'41.826
10	19.164	24.282	22.021	23.153	1'28.620	267,5	13:30'10.446
11	19.130	24.200	22.103	23.195	1'28.628	263,6	13:31'39.074
12	19.125	24.198	22.194	23.158	1'28.675	262,3	13:33'07.749
13	19.075	24.168	22.047	23.269	1'28.559	261,6	13:34'36.308
14	19.230	24.209	22.023	23.224	1'28.686	261,0	13:36'04.994
15	19.138	24.150	22.312	23.086	1'28.686	261,0	13:37'33.680
16	19.179	24.146	22.066	23.166	1'28.557	260,4	13:39'02.237
17	19.140	24.225	22.050	23.089	1'28.504	261,0	13:40'30.741
18	18.978	24.153	22.035	23.176	1'28.342	264,2	13:41'59.083
19	19.167	24.239	22.220	23.323	1'28.949	259,1	13:43'28.032
20	19.167	24.246	22.203	23.077	1'28.693	261,0	13:44'56.725
21	19.157	24.209	22.125	23.459	1'28.950	262,9	13:46'25.675
22	19.223	24.293	22.243	23.301	1'29.060	261,6	13:47'54.735

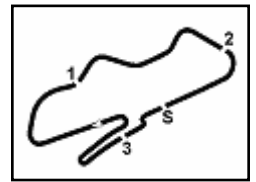
26/05/2018 P = Pits In/Out - C = Lap Time Cancelled

These data/results cannot be reproduced, stored and/or transmitted in whole or in part by any manner of electronic, mechanical, photocopying, recording, broadcasting or otherwise now known or herein after developed without the previous express consent by the copyright owner, except for reproduction in daily press and regular printed publications on sale to the public within 60 days of the event related to those data/results and always provided that copyright symbol appears together as follows below.

© DORNA WSBK ORGANIZATION Srl 2018

FIOR PERUGIA TIMING





PROSECCO DOC UK Round, Donington Park 25-27 May 2018 World Superbike - Chronological Analysis Race 1

Donington Park 4.023 m

Start at 13:15'20.458

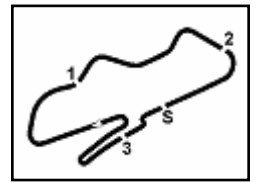
2 / 5

Lap	Seg.1	Seg.2	Seg.3	Seg.4	Lap Time	km/h	Local Time
23	19.103	24.418	22.539	23.524	1'29.584	266,8	13:49'24.319
6° 50 E. LAVERTY (1'28.480)							
1		24.785	22.296	23.575	1'33.252	271,5	13:16'53.710
2	19.014	24.269	22.024	23.173	1'28.480	270,9	13:18'22.190
3	19.036	24.206	22.126	23.227	1'28.595	268,2	13:19'50.785
4	19.071	24.258	22.136	23.189	1'28.654	268,2	13:21'19.439
5	19.226	24.257	22.153	23.188	1'28.824	268,2	13:22'48.263
6	19.128	24.202	22.085	23.122	1'28.537	268,2	13:24'16.800
7	19.204	24.183	22.219	23.166	1'28.772	264,9	13:25'45.572
8	19.135	24.271	22.236	23.119	1'28.761	265,5	13:27'14.333
9	19.137	24.288	22.202	23.179	1'28.806	264,9	13:28'43.139
10	19.187	24.249	22.075	23.124	1'28.635	267,5	13:30'11.774
11	19.172	24.280	22.273	23.139	1'28.864	264,9	13:31'40.638
12	19.122	24.284	22.306	23.120	1'28.832	263,6	13:33'09.470
13	19.186	24.299	22.283	23.127	1'28.895	264,9	13:34'38.365
14	19.118	24.221	22.332	23.107	1'28.778	264,2	13:36'07.143
15	19.166	24.290	22.294	23.191	1'28.941	262,9	13:37'36.084
16	19.150	24.266	22.367	23.481	1'29.264	266,2	13:39'05.348
17	19.280	24.204	22.298	23.116	1'28.898	263,6	13:40'34.246
18	19.196	24.243	22.381	23.247	1'29.067	263,6	13:42'03.313
19	19.217	24.331	22.362	23.098	1'29.008	262,9	13:43'32.321
20	19.227	24.441	22.285	23.326	1'29.279	265,5	13:45'01.600
21	19.295	24.552	22.410	23.292	1'29.549	264,9	13:46'31.149
22	19.272	24.473	22.428	23.227	1'29.400	263,6	13:48'00.549
23	19.296	24.626	22.432	23.459	1'29.813	264,9	13:49'30.362
9° 91 L. HASLAM (1'28.438)							
1		24.931	22.446	23.627	1'33.707	267,5	13:16'54.165
2	19.750	24.071	22.214	23.192	1'29.227	270,2	13:18'23.392
3	18.907	24.031	22.151	23.349	1'28.438	268,2	13:19'51.830
4	19.339	24.097	22.230	23.425	1'29.091	266,2	13:21'20.921
5	19.078	24.396	22.582	23.240	1'29.296	267,5	13:22'50.217
6	19.149	24.084	22.309	23.304	1'28.846	265,5	13:24'19.063
7	19.128	24.124	22.301	23.236	1'28.789	264,9	13:25'47.852
8	19.076	24.048	22.342	23.442	1'28.908	263,6	13:27'16.760
9	19.182	24.264	22.349	23.299	1'29.094	264,2	13:28'45.854
10	19.096	24.204	22.317	23.187	1'28.804	267,5	13:30'14.658
11	19.054	24.150	22.392	23.266	1'28.862	264,2	13:31'43.520
12	19.055	24.171	22.336	23.394	1'28.956	264,2	13:33'12.476
13	19.163	24.323	22.346	23.362	1'29.194	262,9	13:34'41.670
14	19.196	24.257	22.375	23.295	1'29.123	262,9	13:36'10.793
15	19.071	24.086	22.392	23.280	1'28.829	261,6	13:37'39.622
16	19.165	24.097	22.283	23.228	1'28.773	266,8	13:39'08.395
17	19.023	24.270	22.500	23.596	1'29.389	264,9	13:40'37.784
18	19.146	24.426	22.434	23.496	1'29.502	265,5	13:42'07.286
19	19.158	24.204	22.575	23.340	1'29.277	262,3	13:43'36.563
20	19.125	24.444	22.589	23.344	1'29.502	264,9	13:45'06.065
21	19.195	24.290	22.351	23.487	1'29.323	266,2	13:46'35.388
22	19.154	24.357	22.739	23.640	1'29.890	264,2	13:48'05.278
23	19.418	24.415	22.909	25.446	1'32.188	263,6	13:49'37.466
10° 2 L. CAMIER (1'28.799)							
1		24.979	22.807	23.737	1'34.598	261,0	13:16'55.056
2	19.365	24.816	22.218	23.427	1'29.826	261,6	13:18'24.882
3	19.291	24.111	22.237	23.408	1'29.047	264,2	13:19'53.929
4	19.046	24.241	22.261	23.251	1'28.799	260,4	13:21'22.728
5	19.140	24.389	22.270	23.317	1'29.116	260,4	13:22'51.844
6	19.142	24.291	22.345	23.477	1'29.255	260,4	13:24'21.099
7	19.058	24.249	22.497	23.305	1'29.109	258,5	13:25'50.208
8	19.035	24.305	22.369	23.287	1'28.996	258,5	13:27'19.204
9	19.430	24.359	22.418	23.356	1'29.563	257,9	13:28'48.767
10	19.034	24.326	22.308	23.483	1'29.151	265,5	13:30'17.918
11	18.994	24.200	22.354	23.488	1'29.036	262,3	13:31'46.954
12	19.062	24.230	22.494	23.518	1'29.304	258,5	13:33'16.258
13	19.038	24.181	22.247	23.502	1'28.968	262,9	13:34'45.226
14	19.005	24.254	22.317	23.455	1'29.031	262,3	13:36'14.257
15	19.020	24.184	22.238	23.480	1'28.922	263,6	13:37'43.179
16	19.011	24.174	22.230	23.512	1'28.927	264,2	13:39'12.106
17	19.003	24.201	22.382	23.513	1'29.099	262,9	13:40'41.205
18	19.116	24.427	22.341	23.423	1'29.307	259,1	13:42'10.512
19	19.066	24.275	22.443	23.378	1'29.162	259,7	13:43'39.674
20	19.172	24.291	22.462	23.347	1'29.272	257,9	13:45'08.946

26/05/2018 P = Pits In/Out - C = Lap Time Cancelled

These data/results cannot be reproduced, stored and/or transmitted in whole or in part by any manner of electronic, mechanical, photocopying, recording, broadcasting or otherwise now known or herein after developed without the previous express consent by the copyright owner, except for reproduction in daily press and regular printed publications on sale to the public within 60 days of the event related to those data/results and always provided that copyright symbol appears together as follows below.

© DORNA WSBK ORGANIZATION Srl 2018



PROSECCO DOC UK Round, Donington Park 25-27 May 2018 World Superbike - Chronological Analysis Race 1

Donington Park 4.023 m

Start at 13:15'20.458

3 / 5

21	19.110	24.344	22.459	23.436	1'29.349	257,3	13:46'38.295	7	19.336	24.554	22.474	23.405	1'29.769	261,0	13:25'56.059
22	19.224	24.495	22.315	23.374	1'29.408	259,7	13:48'07.703	8	19.393	24.604	22.447	23.353	1'29.797	259,1	13:27'25.856
23	19.131	24.483	22.629	23.676	1'29.919	258,5	13:49'37.622	9	19.502	24.597	22.381	23.280	1'29.760	260,4	13:28'55.616

11° 81 J. TORRES (1'28.923)

Lap	Seg.1	Seg.2	Seg.3	Seg.4	Lap Time	km/h	Local Time
1		24.981	22.689	23.840	1'34.821	259,7	13:16'55.279
2	19.269	25.001	22.348	23.557	1'30.175	267,5	13:18'25.454
3	19.095	24.371	22.278	23.494	1'29.238	266,8	13:19'54.692
4	19.099	24.289	22.181	23.354	1'28.923	266,2	13:21'23.615
5	19.051	24.305	22.208	23.507	1'29.071	268,2	13:22'52.686
6	19.115	24.597	22.486	23.465	1'29.663	266,8	13:24'22.349
7	19.255	24.393	22.311	23.359	1'29.318	263,6	13:25'51.667
8	19.106	24.334	22.300	23.355	1'29.095	262,3	13:27'20.762
9	19.123	24.313	22.226	23.394	1'29.056	262,9	13:28'49.818
10	19.113	24.819	22.497	23.341	1'29.770	265,5	13:30'19.588
11	18.958	24.403	22.300	23.292	1'28.953	263,6	13:31'48.541
12	18.988	24.337	22.260	23.407	1'28.992	263,6	13:33'17.533
13	19.053	24.518	22.320	23.315	1'29.206	260,4	13:34'46.739
14	19.129	24.448	22.278	23.188	1'29.043	263,6	13:36'15.782
15	19.045	24.341	22.301	23.299	1'28.986	262,3	13:37'44.768
16	19.107	24.453	22.360	23.387	1'29.307	264,9	13:39'14.075
17	18.976	24.384	22.407	23.404	1'29.171	262,9	13:40'43.246
18	19.108	24.482	22.388	23.310	1'29.288	263,6	13:42'12.534
19	19.068	24.470	22.448	23.384	1'29.370	261,0	13:43'41.904
20	19.169	24.399	22.329	23.243	1'29.140	262,9	13:45'11.044
21	19.086	24.557	22.324	23.417	1'29.384	261,0	13:46'40.428
22	19.115	24.615	22.368	23.363	1'29.461	262,3	13:48'09.889
23	19.101	24.505	22.523	23.473	1'29.602	262,9	13:49'39.491

14° 28 B. RAY (1'28.963)

Lap	Seg.1	Seg.2	Seg.3	Seg.4	Lap Time	km/h	Local Time
1		25.142	22.549	23.591	1'34.329	266,8	13:16'54.787
2	19.397	24.889	22.107	23.217	1'29.610	262,9	13:18'24.397
3	19.182	24.412	22.133	23.291	1'29.018	258,5	13:19'53.415
4	19.253	24.364	22.171	23.175	1'28.963	260,4	13:21'22.378
5	19.380	24.686	22.270	23.495	1'29.831	262,9	13:22'52.209
6	19.303	24.746	22.424	23.489	1'29.962	263,6	13:24'22.171
7	19.244	24.489	22.453	23.547	1'29.733	259,1	13:25'51.904
8	19.383	24.466	22.221	23.408	1'29.478	259,1	13:27'21.382
9	19.346	24.514	22.304	23.428	1'29.592	258,5	13:28'50.974
10	19.513	24.643	22.334	23.444	1'29.934	259,1	13:30'20.908
11	19.393	24.542	22.532	23.495	1'29.962	256,6	13:31'50.870
12	19.395	24.654	22.639	24.042	1'30.730	256,6	13:33'21.600
13	19.520	24.565	22.598	23.633	1'30.316	257,3	13:34'51.916
14	19.458	24.662	22.472	23.568	1'30.160	254,2	13:36'22.076
15	19.498	24.638	22.407	23.496	1'30.039	257,3	13:37'52.115
16	19.561	24.579	22.401	23.474	1'30.015	257,9	13:39'22.130
17	19.405	24.548	22.423	23.555	1'29.931	259,1	13:40'52.061
18	19.542	24.677	22.323	23.577	1'30.119	259,1	13:42'22.180
19	19.532	24.619	22.480	23.864	1'30.495	257,3	13:43'52.675
20	19.539	24.488	22.325	23.576	1'29.928	259,1	13:45'22.603
21	19.341	24.583	22.313	23.619	1'29.856	259,1	13:46'52.459
22	19.335	24.820	22.532	23.631	1'30.318	257,9	13:48'22.777
23	19.489	24.848	22.550	24.039	1'30.926	259,7	13:49'53.703

12° 21 M. RINALDI (1'29.143)

Lap	Seg.1	Seg.2	Seg.3	Seg.4	Lap Time	km/h	Local Time
1		25.148	22.653	24.085	1'35.480	257,3	13:16'55.938
2	19.158	24.694	22.567	23.641	1'30.060	264,2	13:18'25.998
3	19.134	24.391	22.395	23.390	1'29.310	265,5	13:19'55.308
4	19.162	24.269	22.287	23.425	1'29.143	265,5	13:21'24.451
5	19.096	24.368	22.444	23.547	1'29.455	264,2	13:22'53.906
6	19.099	24.286	22.520	23.431	1'29.336	261,6	13:24'23.242
7	19.014	24.303	22.395	23.962	1'29.674	263,6	13:25'52.916
8	18.991	24.226	22.400	23.678	1'29.295	263,6	13:27'22.211
9	19.229	24.384	22.421	23.558	1'29.592	260,4	13:28'51.803
10	19.136	24.338	22.963	23.576	1'30.013	269,5	13:30'21.816
11	19.029	24.281	22.590	23.440	1'29.340	259,1	13:31'51.156
12	19.309	24.564	22.738	23.437	1'30.048	254,8	13:33'21.204
13	19.160	24.272	22.684	23.749	1'29.865	257,9	13:34'51.069
14	19.250	24.340	22.655	23.575	1'29.820	258,5	13:36'20.889
15	19.200	24.364	22.858	23.729	1'30.151	256,6	13:37'51.040
16	19.181	24.660	22.673	23.682	1'30.196	259,1	13:39'21.236
17	19.318	24.491	22.627	23.621	1'30.057	261,0	13:40'51.293
18	19.233	24.379	22.622	23.732	1'29.966	258,5	13:42'21.259
19	19.143	24.385	22.406	23.378	1'29.312	260,4	13:43'50.571
20	19.343	24.413	22.495	23.565	1'29.816	261,6	13:45'20.387
21	19.135	24.409	22.580	23.694	1'29.818	261,0	13:46'50.205
22	19.236	24.484	22.492	23.465	1'29.677	260,4	13:48'19.882
23	19.144	24.430	22.816	23.966	1'30.356	260,4	13:49'50.238

13° 36 L. MERCADO (1'29.261)

Lap	Seg.1	Seg.2	Seg.3	Seg.4	Lap Time	km/h	Local Time
1		25.705	22.925	23.741	1'36.222	261,0	13:16'56.680
2	19.325	24.469	22.536	23.853	1'30.183	259,1	13:18'26.863
3	19.321	24.652	22.291	23.427	1'29.691	265,5	13:19'56.554
4	19.276	24.525	22.504	23.510	1'29.815	265,5	13:21'26.369
5	19.382	24.720	22.414	23.747	1'30.263	263,6	13:22'56.632
6	19.528	24.396	22.485	23.249	1'29.658	262,3	13:24'26.290

15° 99 P. JACOBSEN (1'29.591)

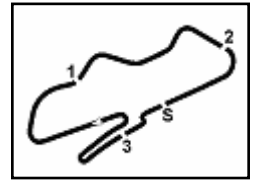
Lap	Seg.1	Seg.2	Seg.3	Seg.4	Lap Time	km/h	Local Time
1		25.465	22.413	24.308	1'35.945	267,5	13:16'56.403
2	19.227	24.588	22.652	23.821	1'30.288	264,9	13:18'26.691
3	19.336	24.501	22.303	23.515	1'29.655	270,2	13:19'56.346
4	19.202	24.412	22.351	23.642	1'29.607	264,9	13:21'25.953
5	19.270	24.497	22.289	23.535	1'29.591	268,2	13:22'55.544
6	19.431	24.635	22.334	23.637	1'30.037	265,5	13:24'25.581
7	19.234	24.514	22.390	23.578	1'29.716	262,9	13:25'55.297
8	19.222	24.630	22.431	23.719	1'30.002	264,9	13:27'25.299
9	19.383	24.602	22.362	23.436	1'29.783	264,9	13:28'55.082
10	19.329	24.583	22.287	23.581	1'29.780	268,8	13:30'24.862
11	19.269	24.564	22.412	23.636	1'29.881	265,5	13:31'54.743
12	19.362	24.601	22.454	23.640	1'30.057	263,6	13:33'24.800
13	19.236	24.571	22.393	23.615	1'29.815	264,9	13:34'54.615
14	19.201	24.617	22.619	23.610	1'30.047	264,2	13:36'24.662
15	19.198	24.633	22.343	23.545	1'29.719	264,2	13:37'54.381
16	19.261	24.748	22.455	23.666	1'30.630	265,5	13:39'25.011
17	19.791	24.629	22.351	23.836	1'30.107	266,2	13:40'55.118
18	19.284	24.788	22.704	23.628	1'30.404	262,9	13:42'25.522

26/05/2018 P = Pits In/Out - C = Lap Time Cancelled

These data/results cannot be reproduced, stored and/or transmitted in whole or in part by any manner of electronic, mechanical, photocopying, recording, broadcasting or otherwise now known or herein after developed without the previous express consent by the copyright owner, except for reproduction in daily press and regular printed publications on sale to the public within 60 days of the event related to those data/results and always provided that copyright symbol appears together as follows below.

© DORNA WSBK ORGANIZATION Srl 2018





PROSECCO DOC UK Round, Donington Park 25-27 May 2018 World Superbike - Chronological Analysis Race 1

Donington Park 4.023 m

Start at 13:15'20.458

4 / 5

19	19.332	24.656	22.322	23.593	1'29.903	262,9	13:43'55.425	5	19.173	24.691	22.310	24.013	1'30.187	261,0	13:22'57.589
20	19.498	24.728	22.327	23.679	1'30.232	264,2	13:45'25.657	6	19.445	24.703	22.317	23.692	1'30.157	258,5	13:24'27.746
21	19.314	24.663	22.484	23.629	1'30.090	264,2	13:46'55.747	7	19.243	24.758	22.385	23.539	1'29.925	257,9	13:25'57.671
22	19.295	24.770	22.423	23.772	1'30.260	263,6	13:48'26.007	8	19.167	24.752	22.559	23.455	1'29.933	256,6	13:27'27.604
23	19.224	24.599	22.418	23.590	1'29.831	266,2	13:49'55.838	9	19.256	24.799	22.485	23.751	1'30.291	259,1	13:28'57.895

16° 45 J. GAGNE (1'29.727)

Lap	Seg.1	Seg.2	Seg.3	Seg.4	Lap Time	km/h	Local Time
1		25.515	22.573	24.145	1'36.152	261,0	13:16'56.610
2	19.581	24.551	22.499	23.984	1'30.615	261,0	13:18'27.225
3	19.274	24.503	22.589	23.694	1'30.060	260,4	13:19'57.285
4	19.232	24.588	22.412	23.626	1'29.858	262,9	13:21'27.143
5	19.235	24.498	22.405	23.779	1'29.917	265,5	13:22'57.060
6	19.292	24.405	22.515	23.956	1'30.168	259,7	13:24'27.228
7	19.216	24.336	22.551	23.722	1'29.825	264,2	13:25'57.053
8	19.276	24.368	22.572	23.910	1'30.126	256,0	13:27'27.179
9	19.334	24.488	22.386	23.735	1'29.943	259,7	13:28'57.122
10	19.270	24.356	22.628	23.865	1'30.119	264,2	13:30'27.241
11	19.230	24.497	22.495	23.855	1'30.077	261,6	13:31'57.318
12	19.179	24.362	22.510	23.702	1'29.753	257,9	13:33'27.071
13	19.227	24.403	22.509	23.706	1'29.845	259,7	13:34'56.916
14	19.234	24.527	22.349	23.617	1'29.727	258,5	13:36'26.643
15	19.283	25.363	22.855	24.029	1'31.530	257,3	13:37'58.173
16	19.250	24.586	22.496	23.738	1'30.070	259,7	13:39'28.243
17	19.375	24.473	22.419	23.707	1'29.974	260,4	13:40'58.217
18	19.360	24.513	22.428	23.600	1'29.901	257,9	13:42'28.118
19	19.277	24.621	22.406	23.602	1'29.906	256,0	13:43'58.024
20	19.470	24.558	22.347	23.682	1'30.057	262,9	13:45'28.081
21	19.365	24.531	22.422	23.784	1'30.102	261,0	13:46'58.183
22	19.374	24.591	22.387	24.455	1'30.807	261,6	13:48'28.990
23	19.388	24.755	22.561	23.830	1'30.534	262,9	13:49'59.524

19° 40 R. RAMOS (1'29.472)

Lap	Seg.1	Seg.2	Seg.3	Seg.4	Lap Time	km/h	Local Time
1		25.412	23.716	24.409	1'37.585	261,6	13:16'58.043
2	19.316	24.564	22.398	23.480	1'29.758	263,6	13:18'27.801
3	19.338	24.661	22.501	23.520	1'30.020	257,3	13:19'57.821
4	19.182	24.507	22.765	23.496	1'29.950	255,4	13:21'27.771
5	19.227	24.406	22.439	23.730	1'29.802	264,9	13:22'57.573
6	19.283	24.564	22.356	23.639	1'29.842	261,0	13:24'27.415
7	19.285	24.527	22.360	23.639	1'29.811	260,4	13:25'57.226
8	19.366	24.385	22.418	23.496	1'29.665	260,4	13:27'26.891
9	19.373	24.515	22.336	23.412	1'29.636	258,5	13:28'56.527
10	19.312	24.481	22.958	23.523	1'30.274	262,9	13:30'26.801
11	19.153	24.693	22.469	23.333	1'29.648	258,5	13:31'56.449
12	19.245	24.518	22.475	23.306	1'29.544	256,0	13:33'25.993
13	19.243	24.564	22.373	23.292	1'29.472	260,4	13:34'55.465
14	19.302	24.554	22.411	23.357	1'29.624	256,0	13:36'25.089
15	31.387	25.100	22.412	23.191	1'42.090	256,0	13:38'07.179
16	19.273	24.642	22.426	23.441	1'29.782	257,9	13:39'36.961
17	19.395	24.626	22.526	23.496	1'30.043	260,4	13:41'07.004
18	19.424	24.827	22.382	23.379	1'30.012	256,0	13:42'37.016
19	19.448	24.694	22.433	23.205	1'29.780	256,0	13:44'06.796
20	19.526	24.808	22.437	23.320	1'30.091	254,8	13:45'36.887
21	19.463	24.619	22.441	23.501	1'30.024	256,6	13:47'06.911
22	19.328	24.746	22.409	23.739	1'30.222	259,1	13:48'37.133
23	19.400	24.643	22.656	23.412	1'30.111	255,4	13:50'07.244

17° 41 L. MOSSEY (1'29.686)

Lap	Seg.1	Seg.2	Seg.3	Seg.4	Lap Time	km/h	Local Time
1		25.468	22.745	23.807	1'35.686	256,6	13:16'56.144
2	19.158	24.763	22.697	23.562	1'30.180	265,5	13:18'26.324
3	19.216	24.567	22.502	23.401	1'29.686	262,9	13:19'56.010
4	19.190	24.554	22.847	23.611	1'30.202	259,7	13:21'26.212
5	19.397	24.689	22.397	23.738	1'30.221	260,4	13:22'56.433
6	19.222	24.541	22.594	23.857	1'30.214	257,3	13:24'26.647
7	19.446	24.516	22.553	23.481	1'29.996	258,5	13:25'56.643
8	19.291	24.558	22.521	23.463	1'29.833	258,5	13:27'26.476
9	19.271	24.564	22.469	23.493	1'29.797	259,1	13:28'56.273
10	19.303	24.571	22.555	23.740	1'30.169	258,5	13:30'26.442
11	19.373	24.586	22.655	23.696	1'30.310	259,1	13:31'56.752
12	19.265	24.546	22.619	23.511	1'29.941	255,4	13:33'26.693
13	19.334	24.512	22.598	23.383	1'29.827	257,3	13:34'56.520
14	19.235	24.719	22.852	23.653	1'30.459	239,0	13:36'26.979
15	19.412	25.056	22.916	24.069	1'31.453	258,5	13:37'58.432
16	19.420	24.689	22.588	23.542	1'30.239	256,0	13:39'28.671
17	19.281	24.701	22.473	23.558	1'30.013	259,7	13:40'58.684
18	19.336	24.700	22.449	23.547	1'30.032	257,9	13:42'28.716
19	19.302	24.698	22.489	23.350	1'29.839	257,3	13:43'58.555
20	19.337	24.683	22.465	23.394	1'29.879	259,7	13:45'28.434
21	19.283	24.661	22.540	23.703	1'30.187	259,1	13:46'58.621
22	19.430	24.654	22.448	23.611	1'30.143	259,7	13:48'28.764
23	19.375	24.857	22.651	24.023	1'30.906	262,3	13:49'59.670

20° 94 N. CANEPA (1'29.926)

Lap	Seg.1	Seg.2	Seg.3	Seg.4	Lap Time	km/h	Local Time
1		25.586	23.226	28.574	1'41.816	262,9	13:17'02.274
2	19.560	24.471	22.358	23.637	1'30.026	261,6	13:18'32.300
3	19.378	24.514	22.415	23.619	1'29.926	261,6	13:20'02.226
4	19.398	24.586	22.482	23.533	1'29.999	263,6	13:21'32.225
5	19.408	24.546	22.496	23.581	1'30.031	264,9	13:23'02.256
6	19.415	24.720	22.503	23.696	1'30.334	263,6	13:24'32.590
7	19.518	24.660	22.676	23.571	1'30.425	259,1	13:26'03.015
8	19.448	24.491	22.550	23.507	1'29.996	261,6	13:27'33.011
9	19.418	24.672	22.718	23.493	1'30.301	261,6	13:29'03.312
10	19.475	24.579	22.508	23.524	1'30.086	261,6	13:30'33.398
11	19.481	24.623	22.664	23.584	1'30.352	261,0	13:32'03.750
12	19.391	24.580	22.724	23.586	1'30.281	261,0	13:33'34.031
13	19.423	24.561	22.716	23.675	1'30.375	261,0	13:35'04.406
14	19.390	24.781	22.627	23.575	1'30.373	260,4	13:36'34.779
15	19.551	24.673	22.688	23.568	1'30.480	259,7	13:38'05.259
16	19.432	24.717	23.348	23.759	1'31.256	262,3	13:39'36.515

18° 37 O. JEZEK (1'29.925)

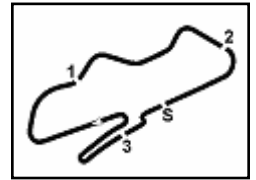
Lap	Seg.1	Seg.2	Seg.3	Seg.4	Lap Time	km/h	Local Time
1		25.084	22.596	24.004	1'35.177	262,3	13:16'55.635
2	19.094	25.096	22.654	24.048	1'30.892	261,6	13:18'26.527
3	19.274	24.848	22.680	23.497	1'30.299	257,9	13:19'56.826
4	19.351	24.999	22.588	23.638	1'30.576	256,6	13:21'27.402

26/05/2018

P = Pits In/Out - C = Lap Time Cancelled

These data/results cannot be reproduced, stored and/or transmitted in whole or in part by any manner of electronic, mechanical, photocopying, recording, broadcasting or otherwise now known or herein after developed without the previous express consent by the copyright owner, except for reproduction in daily press and regular printed publications on sale to the public within 60 days of the event related to those data/results and always provided that copyright symbol appears together as follows below.

© DORNA WSBK ORGANIZATION Srl 2018



Donington Park 4.023 m

PROSECCO DOC UK Round, Donington Park 25-27 May 2018 World Superbike - Chronological Analysis Race 1

Start at 13:15'20.458

5 / 5

17	19.499	24.650	22.688	23.926	1'30.763	259,1	13:41'07.278	3	19.387	25.133	22.545	23.455	1'30.520	260,4	13:19'59.359
18	19.380	24.767	22.575	23.605	1'30.327	261,6	13:42'37.605	4	19.418	25.015	22.679	23.840	1'30.952	259,7	13:21'30.311
19	19.446	24.596	22.727	23.462	1'30.231	259,7	13:44'07.836	5	19.439	24.870	22.875	23.680	1'30.864	259,7	13:23'01.175
20	19.382	24.507	22.580	23.534	1'30.003	261,6	13:45'37.839	6	19.378	24.761	22.879	24.161	1'31.179	255,4	13:24'32.354
21	19.324	24.588	22.963	23.635	1'30.510	262,9	13:47'08.349	7	19.639	25.352	22.707	23.594	1'31.292	257,9	13:26'03.646
22	19.362	24.525	22.657	23.567	1'30.111	262,3	13:48'38.460	8	19.436	24.847	22.789	23.736	1'30.808	256,6	13:27'34.454
23	19.454	24.629	22.765	23.868	1'30.716	262,9	13:50'09.176	9	19.806	25.105	23.117	23.739	1'31.767	255,4	13:29'06.221

21° 54 T. RAZGATLIOGLU (1'28.471)

Lap	Seg.1	Seg.2	Seg.3	Seg.4	Lap Time	km/h	Local Time
1		24.687	22.675	23.245	1'33.000	266,8	13:16'53.458
2	18.927	24.261	22.182	23.101	1'28.471	267,5	13:18'21.929
3	18.987	24.251	22.132	23.636	1'29.006	265,5	13:19'50.935
4	19.046	24.299	22.259	23.339	1'28.943	268,2	13:21'19.878
5	19.325	24.358	22.248	23.315	1'29.246	266,8	13:22'49.124
6	19.177	24.480	22.309	23.260	1'29.226	265,5	13:24'18.350
7	19.000	24.308	22.377	23.398	1'29.083	263,6	13:25'47.433
8	19.006	24.304	22.373	23.323	1'29.006	262,9	13:27'16.439
9	19.088	24.303	22.352	23.273	1'29.016	262,3	13:28'45.455
10	19.102	24.224	22.152	23.245	1'28.723	266,2	13:30'14.178
11	18.994	24.390	22.349	23.223	1'28.956	262,9	13:31'43.134
12	19.056	24.144	22.295	23.218	1'28.713	262,3	13:33'11.847
13	19.033	24.397	22.433	23.257	1'29.120	263,6	13:34'40.967
14	18.945	24.345	22.357	23.201	1'28.848	264,2	13:36'09.815
15	19.029	24.336	22.288	23.315	1'28.968	264,2	13:37'38.783
16	19.239	24.246	22.377	23.288	1'29.150	264,2	13:39'07.933
17	19.160	24.470	22.547	23.436	1'29.613	264,2	13:40'37.546
18	19.229	24.376	22.428	23.446	1'29.479	263,6	13:42'07.025
19	19.035	24.452	22.479	23.239	1'29.205	261,0	13:43'36.230
20	19.261	24.518	22.388	23.281	1'29.448	262,9	13:45'05.678
21	19.194	24.523	22.377	23.331	1'29.425	263,6	13:46'35.103
22	19.170	24.486	22.922	23.640	1'30.218	262,9	13:48'05.321
23	19.210	24.380	22.976	1'00.689	2'07.255	264,2	13:50'12.576

RET 12 X. FORES (1'29.785)

Lap	Seg.1	Seg.2	Seg.3	Seg.4	Lap Time	km/h	Local Time
1		25.530	23.103	24.328	1'37.210	266,2	13:16'57.668
2	19.383	24.615	22.480	23.396	1'29.874	266,8	13:18'27.542
3	19.418	24.695	22.455	23.371	1'29.939	267,5	13:19'57.481
4	19.371	24.533	22.773	23.822	1'30.499	255,4	13:21'27.980
5	19.473	24.814	22.647	23.408	1'30.342	266,2	13:22'58.322
6	19.375	24.610	22.499	23.333	1'29.817	265,5	13:24'28.139
7	19.381	24.555	22.485	23.364	1'29.785	262,3	13:25'57.924
8	19.320	24.579	22.536	23.487	1'29.922	261,6	13:27'27.846
9	19.474	24.692	23.494	23.549	1'31.209	263,6	13:28'59.055
10	19.468	24.702	22.579	29.927	1'36.676P	265,5	13:30'35.731

22° 33 M. MELANDRI (1'28.655)

Lap	Seg.1	Seg.2	Seg.3	Seg.4	Lap Time	km/h	Local Time
1		25.058	22.447	23.599	1'33.965	264,2	13:16'54.423
2	19.888	25.119	22.323	23.286	1'30.616	256,6	13:18'25.039
3	19.329	24.237	22.211	23.455	1'29.232	266,8	13:19'54.271
4	19.105	24.132	22.225	23.193	1'28.655	265,5	13:21'22.926
5	19.190	24.518	22.310	23.408	1'29.426	264,9	13:22'52.352
6	19.273	24.461	22.328	23.121	1'29.183	264,9	13:24'21.535
7	19.248	24.155	22.202	23.214	1'28.819	268,2	13:25'50.354
8	19.187	24.212	22.373	23.223	1'28.995	261,6	13:27'19.349
9	19.163	24.181	22.218	23.381	1'28.943	268,2	13:28'48.292
10	19.210	24.347	22.299	23.205	1'29.061	268,2	13:30'17.353
11	19.127	24.439	22.428	23.191	1'29.185	268,8	13:31'46.538
12	19.151	24.346	22.561	23.168	1'29.226	264,9	13:33'15.764
13	19.064	24.287	22.221	23.303	1'28.875	269,5	13:34'44.639
14	19.037	24.422	22.337	23.215	1'29.011	268,8	13:36'13.650
15	19.163	24.316	22.272	23.229	1'28.980	267,5	13:37'42.630
16	19.074	24.303	22.231	23.275	1'28.883	264,2	13:39'11.513
17	19.050	24.270	22.398	1'12.552	2'18.270	266,2	13:41'29.783
18	21.657	25.595	23.066	23.948	1'34.266	264,9	13:43'04.049
19	19.702	24.588	22.421	23.281	1'29.992	267,5	13:44'34.041
20	19.198	24.317	22.323	23.248	1'29.086	261,6	13:46'03.127
21	19.163	24.431	22.367	23.308	1'29.269	266,2	13:47'32.396
22	19.161	24.331	22.430	23.164	1'29.086	267,5	13:49'01.482
23	19.973	25.803	23.826	25.763	1'35.365	248,9	13:50'36.847

23° 44 G. REA (1'30.469)

Lap	Seg.1	Seg.2	Seg.3	Seg.4	Lap Time	km/h	Local Time
1		25.836	23.388	24.490	1'37.912	261,6	13:16'58.370
2	19.363	24.771	22.490	23.845	1'30.469	262,3	13:18'28.839

26/05/2018 P = Pits In/Out - C = Lap Time Cancelled

These data/results cannot be reproduced, stored and/or transmitted in whole or in part by any manner of electronic, mechanical, photocopying, recording, broadcasting or otherwise now known or herein after developed without the previous express consent by the copyright owner, except for reproduction in daily press and regular printed publications on sale to the public within 60 days of the event related to those data/results and always provided that copyright symbol appears together as follows below.

© DORNA WSBK ORGANIZATION Srl 2018

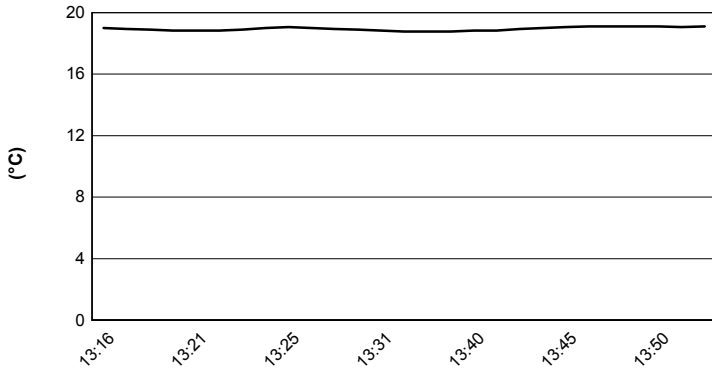
PROSECCO DOC UK Round, Donington Park 25-27 May 2018

World Superbike - Weather Report Race 1

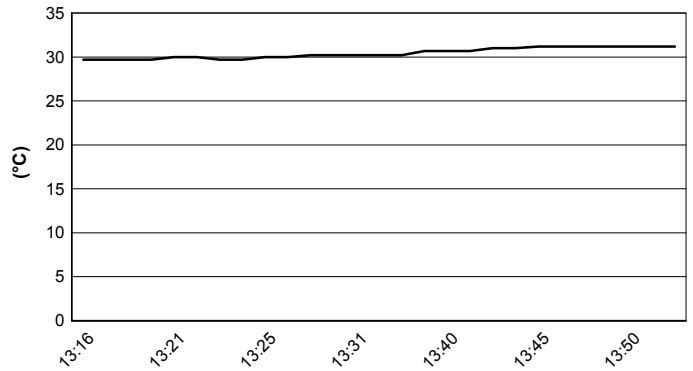
Session started 13:15 - Session ended 13:52

Donington Park 4.023 m

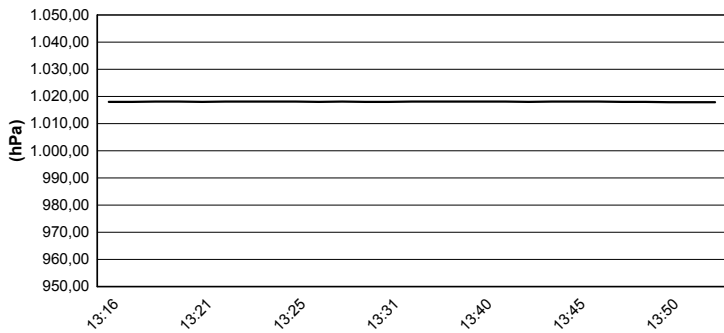
Air Temperature



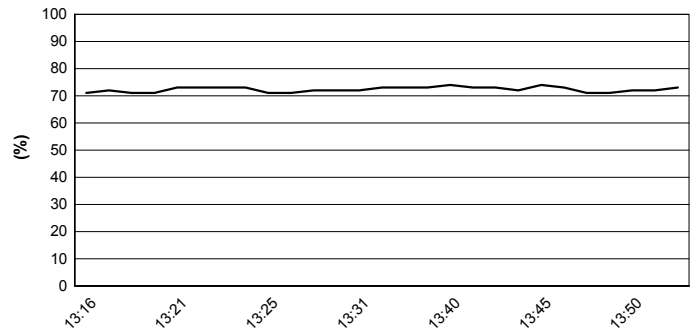
Track Temperature



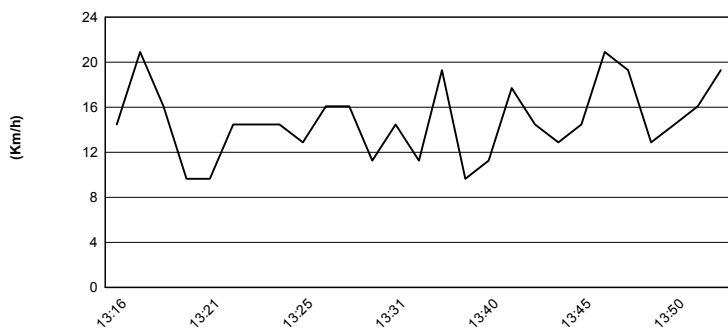
Air Pressure



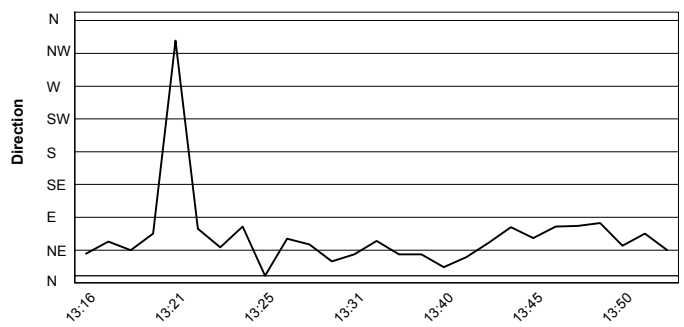
Humidity



Wind Speed



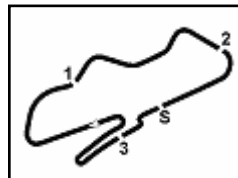
Wind Direction



26/05/2018

These data/results cannot be reproduced, stored and/or transmitted in whole or in part by any manner of electronic, mechanical, photocopying, recording, broadcasting or otherwise now known or herein after developed without the previous express consent by the copyright owner, except for reproduction in daily press and regular printed publications on sale to the public within 60 days of the event related to those data/results and always provided that copyright symbol appears together as follows below.

© DORNA WSBK ORGANIZATION Srl 2018



Donington Park 4.023 m

PROSECCO DOC UK Round, Donington Park 25-27 May 2018 World Superbike - Championship Standings

1 / 2

Points	Points From First	Points From Previous	February 25 PHILLIP ISLAND		March 25 BURIRAM		April 15 ARAGÓN		April 22 ASSEN		May 13 IMOLA		May 27 DONINGTON PARK		June 10 BRNO		June 24 LAGUNA SECA		July 8 MISANO		September 16 PORTIMÃO		September 30 MAGNY COURS		October 14 VILLICUM		October 27 LOSAIL		
			1	2	1	2	1	2	1	2	1	2	1	2	1	2	1	2	1	2	1	2	1	2	1	2	1	2	1
1 REA Jonathan (GBR)	229		11	20	25	13	25	20	25	20	25	25	20																
2 DAVIES Chaz (GBR)	170	59	16	5	16	25	20	25	16	11	13	20	8																
3 SYKES Tom (GBR)	153	76	17	20	13	10	10	10	13	25	20	16	16																
4 VAN DER MARK Michael (NED)	138	91	15	7	9	9	20	11	11	20	16	10	25																
5 MELANDRI Marco (ITA)	131	98	7	25	25	8	9	13	16	10	9	16																	
6 FORES Xavi (ESP)	124	105	7	13	16	20	11	16	11	13	11	13																	
7 LOWES Alex (GBR)	105	124	19	10	11	11	16	9	13	4	2	6	10	13															
8 BAZ Loris (FRA)	61	168	44	5	7	5	4	5	1	9	8	3	5	9															
9 RAZGATLIOGLU Toprak (TUR)	58	171	3	3	6	1	8	7	7	6	7	5	8																
10 TORRES Jordi (ESP)	57	172	1	8	6			8	7	10	2	11	5																
11 CAMIER Leon (GBR)	48	181	9	9	10	13	10						6																
12 SAVADORI Lorenzo (ITA)	44	185	4			4	7	1	6	1	6	8	11																
13 RINALDI Michael Ruben (ITA)	43	186	1					8	9	4	9	9	4																
14 LAVERTY Eugene (IRL)	37	192	6	8	1	7						4	7	10															
15 MERCADO Leandro (ARG)	34	195	3	6	4	3			3	8	1	6	3																
16 RAMOS Román (ESP)	32	197	2	2	5	2	3	6	5	5		4																	
17 JACOBSEN PJ (USA)	18	211	14	2		6				2	3	2	1																
18 GAGNE Jake (USA)	17	212	1	4	3	2	4	4					18																
19 HASLAM Leon (GBR)	14	215	3								7	7	19																
20 GIUGLIANO Davide (ITA)	11	218	3				3	3	5				20																
21 HERNANDEZ Yonny (COL)	11	218	0			5	2			1	3		20																
22 RAY Bradley (GBR)	2	227	9										2																
23 JEZEK Ondrej (CZE)	2	227	0	1								1																	

26/05/2018 First Line: Championship Standings - Second Line: Ranking Progression

These data/results cannot be reproduced, stored and/or transmitted in whole or in part by any manner of electronic, mechanical, photocopying, recording, broadcasting or otherwise now known or herein after developed without the previous express consent by the copyright owner, except for reproduction in daily press and regular printed publications on sale to the public within 60 days of the event related to those data/results and always provided that copyright symbol appears together as follows below.

© DORNA WSBK ORGANIZATION Srl 2018

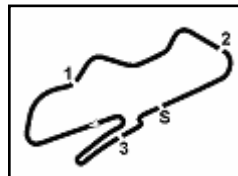
FICR PERUGIA TIMING



Official Tyre Supplier



Official Timekeeper



Donington Park 4.023 m

PROSECCO DOC UK Round, Donington Park 25-27 May 2018 World Superbike - Championship Standings

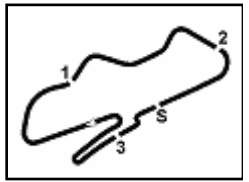
2 / 2

Points	Points From First	Points From Previous	Independent Riders																
			February 25 PHILLIP ISLAND	March 25 BURIRAM	April 15 ARAGÓN	April 22 ASSEN	May 13 IMOLA	May 27 DONINGTON PARK	June 10 BRNO	June 24 LAGUNA SECA	July 8 MISANO	September 16 PORTIMÃO	September 30 MAGNY COURS	October 14 VILLICUM	October 27 LOSAIL				
1 FORES Xavi (ESP)	124		13 16	20 11	16	11 13	11 13												
			1 1	1 1	1 1	1 1	1 1	1 1	1										
2 RAZGATLIOGLU Toprak (TUR)	58 66		3 6	1 8	7 7	6 7	5 8												
			3 3	3 2	2 2	2 2	2 2	2 2	2										
3 RINALDI Michael Ruben (ITA)	43 81 15				8 9	4 9	9 4												
					5 4	5 5	3 3	3 3	3										
4 MERCADO Leandro (ARG)	34 90 9		6 4	3	3 8	1 6	3												
			2 2	2 3	4 5	4 4	5 5	4											
5 RAMOS Román (ESP)	32 92 2		2 5	2 3	6 5	5	4												
			4 4	4 4	3 3	3 3	4 4	5											
6 JACOBSEN PJ (USA)	18 106 14		2	6	2 2	3 3	2 1												
			5	5 5	5 6	6 6	6 6	6											
7 HASLAM Leon (GBR)	14 110 4					7 7	7												
						8 8	8 7												
8 HERNANDEZ Yonny (COL)	11 113 3			5 2	7 7	1 3	8												
				6 7	7 7	7 7	7 7	8											
9 RAY Bradley (GBR)	2 122 9						2 9												
							9												
10 JEZEK Ondrej (CZE)	2 122 0		1				1												
			5 6	6 7	8 8	8 8	9 9	9											

26/05/2018 First Line: Championship Standings - Second Line: Ranking Progression

These data/results cannot be reproduced, stored and/or transmitted in whole or in part by any manner of electronic, mechanical, photocopying, recording, broadcasting or otherwise now known or herein after developed without the previous express consent by the copyright owner, except for reproduction in daily press and regular printed publications on sale to the public within 60 days of the event related to those data/results and always provided that copyright symbol appears together as follows below.

© DORNA WSBK ORGANIZATION Srl 2018



Donington Park 4.023 m

PROSECCO DOC UK Round, Donington Park 25-27 May 2018

World Superbike - Manufacturers Standings

	Points	Points From First	Points From Previous	February 25 PHILLIP ISLAND		March 25 BURIRAM		April 15 ARAGÓN		April 22 ASSEN		May 13 IMOLA		May 27 DONINGTON PARK		June 10 BRNO		June 24 LAGUNA SECA		July 8 MISANO		September 16 PORTIMÃO		September 30 MAGNY COURS		October 14 VILLICUM		October 27 LOSAIL	
				1	2	1	2	1	2	1	2	1	2	1	2	1	2	1	2	1	2	1	2	1	2	1	2	1	2
1 KAWASAKI	243			20	20	25	13	25	20	25	25	25	25	20															
2 DUCATI	213	30		25	25	20	25	20	25	16	13	16	20	8															
3 YAMAHA	157	86	56	10	11	11	20	11	13	20	16	10	10	25															
4 APRILIA	67	176	90	8	1	7	7	3	6	3	6	8	7	11															
5 HONDA	63	180	4	9	10	13	10	4	4	2	3		2	6															
6 BMW	61	182	2	5	7	5	4	5	1	9	8	3	5	9															
7 MV AGUSTA	57	186	4	8		6		8		7	10	2	11	5															
8 SUZUKI	2	241	55											2															

26/05/2018

First Line: Championship Standings - Second Line: Ranking Progression

These data/results cannot be reproduced, stored and/or transmitted in whole or in part by any manner of electronic, mechanical, photocopying, recording, broadcasting or otherwise now known or herein after developed without the previous express consent by the copyright owner, except for reproduction in daily press and regular printed publications on sale to the public within 60 days of the event related to those data/results and always provided that copyright symbol appears together as follows below.

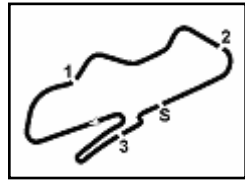
© DORNA WSBK ORGANIZATION Srl 2018

PIRELLI PERUGIA TIMING


Official Tyre Supplier



Official Timekeeper



Donington Park 4.023 m

PROSECCO DOC UK Round, Donington Park 25-27 May 2018
World Superbike - Pirelli Best Lap Award

Points	Points From First	Points From Previous	February 25	March 25	April 15	April 22	May 13	May 27	June 10	June 24	July 8	September 16	September 30	October 14	October 27	
			PHILLIP ISLAND	BURIRAM	ARAGÓN	ASSEN	IMOLA	DONINGTON PARK	BRNO	LAGUNA SECA	MISANO	PORTIMÃO	MAGNY COURS	VILLICUM	LOSAIL	
Fastest Laps																
1 REA Jonathan (GBR)	4			1				1 1 1								
2 MELANDRI Marco (ITA)	3 1		1		1 1											
3 SYKES Tom (GBR)	2 2 1	1				1										
4 DAVIES Chaz (GBR)	1 3 1			1												
5 VAN DER MARK Michael (NED)	1 3 0					1										

26/05/2018

These data/results cannot be reproduced, stored and/or transmitted in whole or in part by any manner of electronic, mechanical, photocopying, recording, broadcasting or otherwise now known or herein after developed without the previous express consent by the copyright owner, except for reproduction in daily press and regular printed publications on sale to the public within 60 days of the event related to those data/results and always provided that copyright symbol appears together as follows below.

© DORNA WSBK ORGANIZATION Srl 2018

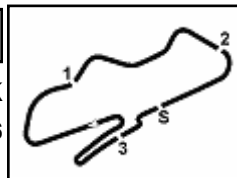
FIKR PERUGIA TIMING



Official Tyre Supplier



Official Timekeeper



Donington Park 4.023 m

PROSECCO DOC UK Round, Donington Park 25-27 May 2018

World Superbike - Best Laps & Speeds

No.	Rider Bike	Nat	Best Lap		FP1		FP2		FP3		FP4		SP1		SP2		RC1					
			LL	SPD	LL	SPD	LL	SPD	LL	SPD	LL	SPD	LL	SPD	LL	SPD	LL	SPD				
1	66 T. SYKES Kawasaki ZX-10RR	GBR	1'26.663		1'44.793	134	251,2	1'38.593	133	257,2	1'28.207	171	265,5	1'27.786	101	266,1		1'26.663	1'28.080			
2	1 J. REA Kawasaki ZX-10RR	GBR	1'26.956		1'44.229	66	248,3	1'39.106	88	254,8	1'28.003	202	268,1	1'27.664	131	266,8		1'26.956	1'27.974			
3	76 L. BAZ BMW S 1000 RR	FRA	1'27.348		1'45.236	161	240,5	1'39.891	171	255,4	1'29.242	191	264,8	1'28.759	131	267,4		1'27.348	1'28.486			
4	32 L. SAVADORI Aprilia RSV4 RF	ITA	1'27.355		1'48.414	141	238,4	1'39.933	141	248,9	1'28.540	161	264,8	1'28.781	101	262,2		1'27.355	1'28.311			
5	22 A. LOWES Yamaha YZF R1	GBR	1'27.422		1'47.272	44	248,3	1'39.296	151	256,0	1'28.567	181	266,8	1'28.097	121	266,8		1'27.422	1'28.101			
6	60 M. VAN DER MARK Yamaha YZF R1	NED	1'27.472					1'40.879	191	256,0	1'28.768	171	268,1	1'28.180	131	268,8		1'27.472	1'28.087			
7	50 E. LAVERTY Aprilia RSV4 RF	IRL	1'27.508		1'50.415	111	237,3	1'40.830	141	251,8	1'28.650	151	267,4	1'28.254	131	266,8		1'27.508	1'28.480			
8	54 T. RAZGATLIOGLU Kawasaki ZX-10RR	TUR	1'27.631		1'51.999	101	240,0	1'44.560	141	247,7	1'29.347	171	267,4	1'28.562	131	266,1	8	268,1	6	264,8	23	268,1
9	7 C. DAVIES Ducati Panigale R	GBR	1'27.749		1'47.658	111	241,6	1'40.565	181	254,8	1'29.719	77	266,8	1'28.267	121	266,8	6	266,1	6	266,1	23	270,8
10	28 B. RAY Suzuki GSX-R1000	GBR	1'27.946					1'44.549	151	246,6	1'29.257	171	262,2	1'29.542	121	262,2		1'27.946	1'28.963			
11	91 L. HASLAM Kawasaki ZX-10RR	GBR	1'27.967		1'47.575	77	243,2	1'40.872	161	255,4	1'28.841	171	263,5	1'28.476	101	266,1		1'27.967	1'28.438			
12	2 L. CAMIER Honda CBR1000RR	GBR	1'28.108		1'46.288	44	240,5	1'39.886	131	251,2	1'29.417	161	261,0	1'28.744	9	259,1	7	260,3		23	265,5	
13	33 M. MELANDRI Ducati Panigale R	ITA	1'28.130		1'46.768	111	238,4	1'40.367	151	254,2	1'29.275	181	267,4	1'29.137	101	266,1		1'28.130	1'28.655			
14	81 J. TORRES MV Agusta 1000 F4	ESP	1'28.230		1'47.971	141	234,7	1'42.352	181	250,0			1'28.486	1'28.230	8	263,5			23	268,1		
15	21 M. RINALDI Ducati Panigale R	ITA	1'28.376		1'47.501	171	241,6	1'40.768	161	253,6	1'31.558	151	262,9	1'29.554	101	262,2	7	263,5		23	269,5	
16	40 R. RAMOS Kawasaki ZX-10RR	ESP	1'28.850		1'52.052	66	236,3	1'43.218	161	246,0	1'30.460	151	259,7	1'28.850	111	260,3	8	259,7		23	264,8	
17	41 L. MOSSEY Kawasaki ZX-10RR	GBR	1'28.885		1'48.461	151	231,2	1'40.770	151	249,4	1'29.279	161	259,7	1'30.275	101	257,8	8	263,5		23	265,5	
18	37 O. JEZEK Yamaha YZF R1	CZE	1'28.958					1'43.264	77	245,5	1'30.889	121	256,0	1'29.459	9	256,6	7	259,7		23	262,2	
19	36 L. MERCADO Kawasaki ZX-10RR	ARG	1'28.969		1'46.612	161	242,7	1'41.197	161	251,8	1'29.708	181	263,5	1'29.380	9	259,1	4	261,0		23	265,5	
20	99 P. JACOBSEN Honda CBR1000RR	USA	1'29.119		1'47.401	141	244,3	1'41.692	141	254,2	1'30.087	151	265,5	1'29.547	121	265,5	8	266,1		23	270,1	
21	45 J. GAGNE Honda CBR1000RR	USA	1'29.173		1'47.621	101	239,4	1'41.889	161	249,4	1'30.377	191	260,3	1'29.411	101	261,6	7	261,6		23	265,5	
22	12 X. FORES Ducati Panigale R	ESP	1'29.315		1'48.800	121	238,9	1'40.116	131	250,6	1'30.925	55	261,6	1'29.872	8	262,9	7	264,8		10	267,4	
23	44 G. REA Suzuki GSX-R1000	GBR	1'29.376		1'47.762	131	236,8	1'40.669	151	251,8	1'30.647	101	259,7	1'31.219	8	257,8	7	259,7		23	262,2	
24	94 N. CANEPA Yamaha YZF R1	ITA	1'29.530		1'46.700	131	243,8	1'41.936	141	248,3	1'29.616	181	264,2	1'30.116	121	265,5	7	266,1		23	264,8	
25	55 M. LAW Kawasaki ZX-10RR	GBR	1'30.277		1'59.949	33	232,7	1'41.775	181	247,2	1'30.277	211	262,2	1'30.596	111	262,2						

26/05/2018

These data/results cannot be reproduced, stored and/or transmitted in whole or in part by any manner of electronic, mechanical, photocopying, recording, broadcasting or otherwise now known or herein after developed without the previous express consent by the copyright owner, except for reproduction in daily press and regular printed publications on sale to the public within 60 days of the event related to those data/results and always provided that copyright symbol appears together as follows below.

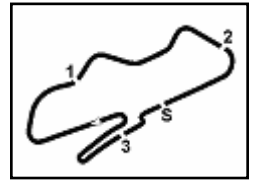
© DORNA WSBK ORGANIZATION Srl 2018

FICR PERUGIA TIMING


Official Tyre Supplier



Official Timekeeper



Donington Park 4.023 m

PROSECCO DOC UK Round, Donington Park 25-27 May 2018 World Superbike - Provisional Starting Grid - Race 2

23 Laps x 4,023 km = 92,529 km

Pos	Number	Name	Team
1	22	LOWES A.	Yamaha
2	32	SAVADORI L.	Aprilia
3	50	LAVERTY E.	Aprilia
4	76	BAZ L.	BMW
5	7	DAVIES C.	Ducati
6	91	HASLAM L.	Kawasaki
7	66	SYKES T.	Kawasaki
8	1	REA J.	Kawasaki
9	60	VAN DER MARK M.	Yamaha
10	54	RAZGATLIOGLU T.	Kawasaki
11	28	RAY B.	Suzuki
12	33	MELANDRI M.	Ducati
13	2	CAMIER L.	Honda
14	81	TORRES J.	MV Agusta
15	21	RINALDI M.	Ducati
16	41	MOSSEY L.	Kawasaki
17	37	JEZEK O.	Yamaha
18	36	MERCADO L.	Kawasaki
19	99	JACOBSEN P.	Honda
20	40	RAMOS R.	Kawasaki
21	45	GAGNE J.	Honda
22	12	FORES X.	Ducati
23	44	REA G.	Suzuki
24	94	CANEPA N.	Yamaha
25	55	LAW M.	Kawasaki

26/05/2018 Jury President

..... Race Director

These data/results cannot be reproduced, stored and/or transmitted in whole or in part by any manner of electronic, mechanical, photocopying, recording, broadcasting or otherwise now known or herein after developed without the previous express consent by the copyright owner, except for reproduction in daily press and regular printed publications on sale to the public within 60 days of the event related to those data/results and always provided that copyright symbol appears together as follows below.

© DORNA WSBK ORGANIZATION Srl 2018

