

Donington Park 4.023 m

1 / 2

PROSECCO DOC UK Round, Donington Park 25-27 May 2018

World Superbike - Results Race 2

Laps 23 = 92,529 Km - Time of Race 34'02.406 - Avg. 163,094 km/h

Pos	Race	Grid	No. Rider	Nat	Team	Bike	Class	LL	Gap	Fastest Lap	Speed	Qualifying		Ranking			
												Time	Speed	R1	R2	Tot	Pos
1	6	60	M. VAN DER MARK	NED	Pata Yamaha Official WorldSBK Team	Yamaha YZF R1		23		1'28.195	270,9	1'27.472	266,8	25	25	163	3
2	8	54	T. RAZGATLIOGLU	TUR	Kawasaki Puccetti Racing	Kawasaki ZX-10RR	IND	23	2.328	1'28.088	269,5	1'27.631	268,2	20		78	8
3	2	1	J. REA	GBR	Kawasaki Racing Team WorldSBK	Kawasaki ZX-10RR		23	2.614	1'27.983	275,0	1'26.956	265,5	20	16	245	1
4	5	22	A. LOWES	GBR	Pata Yamaha Official WorldSBK Team	Yamaha YZF R1		23	2.894	1'28.284	271,5	1'27.422	267,5	13	13	118	7
5	9	7	C. DAVIES	GBR	Aruba.it Racing - Ducati	Ducati Panigale R		23	4.797	1'28.217	272,2	1'27.749	266,2	8	11	181	2
6	1	66	T. SYKES	GBR	Kawasaki Racing Team WorldSBK	Kawasaki ZX-10RR		23	8.224	1'28.314	270,2	1'26.663	264,2	16	10	163	4
7	4	32	L. SAVADORI	ITA	Milwaukee Aprilia	Aprilia RSV4 RF		23	9.169	1'28.258	268,2	1'27.355	268,2	11	9	53	12
8	13	2	L. CAMIER	GBR	Red Bull Honda World Superbike Team	Honda CBR1000RR		23	18.488	1'29.068	267,5	1'28.108	260,4	6	8	56	11
9	14	81	J. TORRES	ESP	MV Agusta Reparto Corse	MV Agusta 1000 F4		23	19.964	1'29.029	268,8	1'28.230	263,6	5	7	64	10
10	3	76	L. BAZ	FRA	GULF ALTHEA BMW Racing Team	BMW S 1000 RR		23	20.207	1'29.124	269,5	1'27.348	264,9	9	6	67	9
11	12	33	M. MELANDRI	ITA	Aruba.it Racing - Ducati	Ducati Panigale R		23	23.803	1'28.749	270,2	1'28.130	266,8		5	136	5
12	18	36	L. MERCADO	ARG	Orelac Racing VerdNatura	Kawasaki ZX-10RR	IND	23	28.845	1'29.183	266,2	1'28.969	261,0	3	4	38	14
13	21	45	J. GAGNE	USA	Red Bull Honda World Superbike Team	Honda CBR1000RR		23	29.741	1'29.381	268,2	1'29.173	261,6		3	20	17
14	16	41	L. MOSSEY	GBR	Team Pedercini Racing	Kawasaki ZX-10RR	IND	23	31.156	1'29.127	266,8	1'28.885	263,6		2	2	23
15	10	28	B. RAY	GBR	Buildbase Suzuki	Suzuki GSX-R1000	IND	23	33.321	1'29.248	266,2	1'27.946	260,4	2	1	3	22
16	19	99	P. JACOBSEN	USA	TripleM Honda World Superbike Team	Honda CBR1000RR	IND	23	34.175	1'29.436	272,9	1'29.119	266,2		1	18	18
17	17	37	O. JEZEK	CZE	Guandalini Racing	Yamaha YZF R1	IND	23	47.350	1'29.809	262,3	1'28.958	259,7			2	24
18	24	94	N. CANEPA	ITA	Yamaha Motor Europe	Yamaha YZF R1	IND	23	47.701	1'30.126	265,5	1'29.530	266,2				
19	23	44	G. REA	GBR	OMG Racing UK	Suzuki GSX-R1000	IND	23	57.365	1'30.167	263,6	1'29.376	259,7				
-----Not Classified-----																	
RET	25	55	M. LAW	GBR	Team WD40	Kawasaki ZX-10RR	IND	16	7 Laps	1'30.258	263,6						
RET	7	50	E. LAVERTY	IRL	Milwaukee Aprilia	Aprilia RSV4 RF		15	8 Laps	1'29.228	270,2	1'27.508	269,5	10		37	15
RET	20	40	R. RAMOS	ESP	Team GoEleven Kawasaki	Kawasaki ZX-10RR	IND	14	9 Laps	1'29.601	266,8	1'29.172	259,7			32	16
RET	22	12	X. FORES	ESP	Barni Racing Team	Ducati Panigale R	IND	13	10 Laps	1'29.612	267,5	1'29.315	264,9			124	6
RET	11	91	L. HASLAM	GBR	Kawasaki Puccetti Racing	Kawasaki ZX-10RR	IND	8	15 Laps	1'29.257	268,2	1'27.967	266,8	7		14	19
RET	15	21	M. RINALDI	ITA	Aruba.it Racing - Junior Team	Ducati Panigale R	IND	0				1'28.376	263,6	4		43	13

AIR	Humidity:	62%	Temp:	23°C
TRACK	Condition:	Dry	Temp:	33°C

Records	Pole (SP2)	2017	T.Sykes	1'26.641	167,16 Km/h
	Race (RC2)	2016	J.Rea	1'27.605	165,32 Km/h
	Circuit (SP2)	2017	T.Sykes	1'26.641	167,16 Km/h
Race Fastest Lap	Lap 9		J.Rea	1'27.983	164,61 Km/h

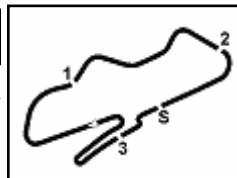
LAP LEADERS					
No.	Rider	From	To	Laps	Total
32	L. SAVADORI	1	1	1	1
22	A. LOWES	2	16	15	15
1	J. REA	17	17	1	1
60	M. VAN DER MARK	18	23	6	6

TOTAL LEADER LAPS					
No.	Rider	Laps			
1	J. REA	89	21	M. RINALDI	2
66	T. SYKES	50	50	E. LAVERTY	2
7	C. DAVIES	34	25	D. FALZON	1
60	M. VAN DER MARK	24	32	L. SAVADORI	1
22	A. LOWES	17	99	P. JACOBSEN	1
12	X. FORES	15			
33	M. MELANDRI	9			

Start 13:00 End 13:35 The results are provisional until the end of the time limit for protests and appeals and the completion of the technical checks.

27/05/2018
These data/results cannot be reproduced, stored and/or transmitted in whole or in part by any manner of electronic, mechanical, photocopying, recording, broadcasting or otherwise now known or herein after developed without the previous express consent by the copyright owner, except for reproduction in daily press and regular printed publications on sale to the public within 60 days of the event related to those data/results and always provided that copyright symbol appears together as follows below.

© DORNA WSBK ORGANIZATION Srl 2018



PROSECCO DOC UK Round, Donington Park 25-27 May 2018 World Superbike - Results Race 2

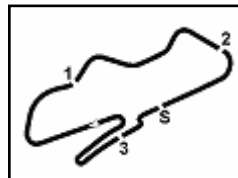
Race Highlights

Time	No. Rider	Description
12.45.00		Pit Lane Closed
12.45.24	44 Rea	Will start the race from the back of the grid
12.58.03		Warm-up Lap Start
13.00.38		Start
13.01.23	21 Rinaldi	Technical Problem - Start Line
13.02.14		No Jump Start
13.02.42	21 Rinaldi	Retired
13.03.27	91 Haslam	Crashed - Turn 11
13.03.45	91 Haslam	Re-joined
13.05.24	91 Haslam	On the Gravel - Re-Joined - Turn 11
13.13.26	91 Haslam	Entered Pits
13.13.55	91 Haslam	Retired
13.15.32	40 Ramos	Entered Pits
13.16.27		DROPS of RAIN in Sector 2
13.18.13		DROPS of RAIN in All Sectors
13.20.17	12 Fores	Entered Pits
13.22.22	12 Fores	Retired
13.23.05	50 Lavery	Technical Problem
13.23.13	50 Lavery	Entered Pits
13.23.43	40 Ramos	Entered Pits
13.24.16	40 Ramos	Retired
13.24.20	50 Lavery	Retired
13.24.42	55 Law	Entered Pits
13.24.57	55 Law	Retired
13.35.22		End Of Session

Start End The results are provisional until the end of the time limit for protests and appeals
27/05/2018 13:00 13:35 and the completion of the technical checks.

These data/results cannot be reproduced, stored and/or transmitted in whole or in part by any manner of electronic, mechanical, photocopying, recording, broadcasting or otherwise now known or herein after developed without the previous express consent by the copyright owner, except for reproduction in daily press and regular printed publications on sale to the public within 60 days of the event related to those data/results and always provided that copyright symbol appears together as follows below.

© DORNA WSBK ORGANIZATION Srl 2018



Donington Park 4.023 m

PROSECCO DOC UK Round, Donington Park 25-27 May 2018 World Superbike - Lap Chart Race 2

1 / 3

	Lap																						
	1	2	3	4	5	6	7	8	9	10	11	12	13	14	15	16	17	18	19	20	21	22	23
1	32	22	22	22	22	22	22	22	22	22	22	22	22	22	22	22	1	60	60	60	60	60	60
2	22	32	32	60	60	60	60	60	60	60	60	1	1	1	1	1	22	1	1	1	1	1	54
3	91	60	60	32	32	32	32	1	1	1	1	60	60	60	60	60	22	22	54	54	54	1	
4	76	76	1	1	1	1	1	32	32	32	32	32	32	32	32	54	54	54	54	22	22	22	
5	60	66	66	66	54	54	54	54	54	54	54	54	54	54	54	32	7	7	7	7	7	7	
6	1	1	76	54	66	66	66	66	66	66	66	66	66	66	7	7	32	32	32	32	32	66	
7	33	54	54	76	76	7	7	7	7	7	7	7	7	7	66	66	66	66	66	66	66	32	
8	66	33	33	7	7	76	76	76	76	33	33	33	33	33	2	2	2	2	2	2	2	2	
9	2	2	7	33	33	33	33	33	33	76	76	2	2	2	76	76	76	76	76	76	76	81	
10	54	28	2	2	2	2	2	2	2	2	2	76	76	76	33	33	33	81	81	81	81	76	
11	28	7	81	81	81	81	81	81	81	81	81	81	81	81	81	81	33	33	33	33	33	33	
12	7	81	28	50	50	50	50	50	50	50	50	50	36	36	36	36	36	36	36	36	36	36	
13	81	50	50	28	28	28	28	28	28	36	36	36	28	28	28	28	45	45	45	45	45	45	
14	50	99	99	99	99	36	36	36	36	28	28	28	50	99	99	99	45	28	28	41	41	41	
15	99	36	36	36	36	99	99	99	99	99	99	99	99	45	45	45	99	99	41	28	28	28	
16	12	12	12	12	12	45	45	45	45	45	45	45	41	41	41	41	41	99	99	99	99		
17	36	45	45	45	40	45	41	41	41	41	41	41	41	50	94	94	94	37	94	94	94		
18	45	40	40	40	45	40	40	40	37	37	37	37	94	94	37	37	37	94	37	37	37		
19	40	41	41	41	41	12	37	40	94	94	94	37	37	44	44	44	44	44	44	44	44		
20	41	37	37	37	37	37	12	94	12	44	44	44	44	44	55	55							
21	37	94	94	94	94	94	94	44	44	55	55	55	55	50									
22	94	44	44	44	44	44	44	12	55	12	12	12	40										
23	44	55	55	55	55	55	55	55	40	40	40	40											
24	55	91	91	91	91	91	91	91															

Final Result		
1	60 M. VAN DER MARK	Laps 23
2	54 T. RAZGATLIOGLU	2.328
3	1 J. REA	2.614
4	22 A. LOWES	2.894
5	7 C. DAVIES	4.797
6	66 T. SYKES	8.224
7	32 L. SAVADORI	9.169
8	2 L. CAMIER	18.488
9	81 J. TORRES	19.964
10	76 L. BAZ	20.207
11	33 M. MELANDRI	23.803
12	36 L. MERCADO	28.845
13	45 J. GAGNE	29.741
14	41 L. MOSSEY	31.156
15	28 B. RAY	33.321
16	99 P. JACOBSEN	34.175
17	37 O. JEZEK	47.350
18	94 N. CANEPA	47.701
19	44 G. REA	57.365
RET	55 M. LAW	7 Laps
RET	50 E. LAVERTY	8 Laps
RET	40 R. RAMOS	9 Laps
RET	12 X. FORES	10 Laps
RET	91 L. HASLAM	15 Laps
RET	21 M. RINALDI	

27/05/2018

These data/results cannot be reproduced, stored and/or transmitted in whole or in part by any manner of electronic, mechanical, photocopying, recording, broadcasting or otherwise now known or herein after developed without the previous express consent by the copyright owner, except for reproduction in daily press and regular printed publications on sale to the public within 60 days of the event related to those data/results and always provided that copyright symbol appears together as follows below.

© DORNA WSBK ORGANIZATION Srl 2018

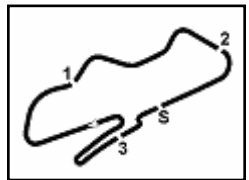
FCR PERIGIA TIMING



Official Tyre Supplier



Official Timekeeper



PROSECCO DOC UK Round, Donington Park 25-27 May 2018

World Superbike - Lap Chart Race 2

Lap 1

1	32 L.Savadori	13:01'50.233
2	22 A.Lowes	0.187
3	91 L.Haslam	0.447
4	76 L.Baz	0.973
5	60 M.van der Mark	1.147
6	1 J.Rea	1.187
7	33 M.Melandri	1.515
8	66 T.Sykes	1.733
9	2 L.Camier	2.129
10	54 T.Razgatioglu	2.236
11	28 B.Ray	2.641
12	7 C.Davies	2.774
13	81 J.Torres	3.189
14	50 E.Laverty	3.417
15	99 P.Jacobsen	3.611
16	12 X.Fores	3.803
17	36 L.Mercado	4.062
18	45 J.Gagne	4.522
19	40 R.Ramos	4.776
20	41 L.Mossey	4.904
21	37 O.Jezek	5.133
22	94 N.Canepa	5.403
23	44 G.Rea	5.868
24	55 M.Law	6.744

22	44 G.Rea	9.759
23	55 M.Law	11.658
24	91 L.Haslam	58.437

Lap 4

1	22 A.Lowes	13:06'15.556
2	60 M.van der Mark	1.456
3	32 L.Savadori	1.800
4	1 J.Rea	2.572
5	66 T.Sykes	3.238
6	54 T.Razgatioglu	3.432
7	76 L.Baz	4.199
8	7 C.Davies	5.065
9	33 M.Melandri	5.120
10	2 L.Camier	5.602
11	81 J.Torres	5.899
12	50 E.Laverty	6.384
13	28 B.Ray	6.660
14	99 P.Jacobsen	7.010
15	36 L.Mercado	7.254
16	12 X.Fores	7.850
17	45 J.Gagne	8.347
18	40 R.Ramos	8.590
19	41 L.Mossey	9.098
20	37 O.Jezek	9.952
21	94 N.Canepa	11.081
22	44 G.Rea	11.448
23	55 M.Law	14.018
24	91 L.Haslam	59.859

19	41 L.Mossey	11.894
20	37 O.Jezek	12.954
21	94 N.Canepa	14.652
22	44 G.Rea	15.045
23	55 M.Law	17.794
24	91 L.Haslam	1'05.828

Lap 7

1	22 A.Lowes	13:10'41.104
2	60 M.van der Mark	0.860
3	32 L.Savadori	1.416
4	1 J.Rea	1.717
5	54 T.Razgatioglu	2.899
6	66 T.Sykes	3.661
7	7 C.Davies	6.053
8	76 L.Baz	6.989
9	33 M.Melandri	7.234
10	2 L.Camier	8.353
11	81 J.Torres	8.741
12	50 E.Laverty	8.958
13	28 B.Ray	9.695
14	36 L.Mercado	9.999
15	99 P.Jacobsen	11.033
16	45 J.Gagne	12.791
17	41 L.Mossey	13.072
18	40 R.Ramos	13.201
19	12 X.Fores	13.351
20	37 O.Jezek	14.600
21	94 N.Canepa	16.286
22	44 G.Rea	16.712
23	55 M.Law	19.796
24	91 L.Haslam	1'06.483

Lap 10

1	22 A.Lowes	13:15'07.072
2	60 M.van der Mark	0.333
3	1 J.Rea	0.650
4	32 L.Savadori	2.349
5	54 T.Razgatioglu	2.382
6	66 T.Sykes	3.042
7	7 C.Davies	5.376
8	33 M.Melandri	8.885
9	76 L.Baz	9.522
10	2 L.Camier	9.961
11	81 J.Torres	10.425
12	50 E.Laverty	11.510
13	36 L.Mercado	12.753
14	28 B.Ray	13.135
15	99 P.Jacobsen	14.022
16	45 J.Gagne	15.296
17	41 L.Mossey	15.547
18	37 O.Jezek	19.509
19	94 N.Canepa	22.669
20	12 X.Fores	23.106
21	44 G.Rea	23.514
22	55 M.Law	25.548
23	40 R.Ramos	28.118

Lap 2

1	22 A.Lowes	13:03'18.758
2	32 L.Savadori	0.995
3	60 M.van der Mark	1.259
4	76 L.Baz	2.002
5	66 T.Sykes	2.152
6	1 J.Rea	2.339
7	54 T.Razgatioglu	2.519
8	33 M.Melandri	2.796
9	2 L.Camier	3.087
10	28 B.Ray	3.364
11	7 C.Davies	3.552
12	81 J.Torres	3.928
13	50 E.Laverty	4.120
14	99 P.Jacobsen	4.800
15	36 L.Mercado	4.943
16	12 X.Fores	5.132
17	45 J.Gagne	5.839
18	40 R.Ramos	6.121
19	41 L.Mossey	6.387
20	37 O.Jezek	6.790
21	94 N.Canepa	7.328
22	44 G.Rea	7.750
23	55 M.Law	9.333
24	91 L.Haslam	39.821

Lap 5

1	22 A.Lowes	13:07'44.177
2	60 M.van der Mark	1.198
3	32 L.Savadori	1.437
4	1 J.Rea	1.977
5	54 T.Razgatioglu	3.395
6	66 T.Sykes	3.682
7	76 L.Baz	4.935
8	7 C.Davies	5.109
9	33 M.Melandri	5.597
10	2 L.Camier	6.598
11	81 J.Torres	6.874
12	50 E.Laverty	7.012
13	28 B.Ray	7.321
14	99 P.Jacobsen	8.495
15	36 L.Mercado	8.521
16	12 X.Fores	9.072
17	40 R.Ramos	9.664
18	45 J.Gagne	9.754
19	41 L.Mossey	9.958
20	37 O.Jezek	11.207
21	94 N.Canepa	12.851
22	44 G.Rea	13.166
23	55 M.Law	15.655
24	91 L.Haslam	1'04.705

Lap 8

1	22 A.Lowes	13:12'09.798
2	60 M.van der Mark	0.605
3	1 J.Rea	1.307
4	32 L.Savadori	1.712
5	54 T.Razgatioglu	2.483
6	66 T.Sykes	3.508
7	7 C.Davies	5.670
8	76 L.Baz	7.659
9	33 M.Melandri	7.801
10	2 L.Camier	8.727
11	81 J.Torres	9.324
12	50 E.Laverty	9.864
13	28 B.Ray	10.550
14	36 L.Mercado	10.909
15	99 P.Jacobsen	12.062
16	45 J.Gagne	13.693
17	41 L.Mossey	13.911
18	40 R.Ramos	14.307
19	37 O.Jezek	16.500
20	12 X.Fores	16.741
21	94 N.Canepa	17.829
22	44 G.Rea	18.185
23	55 M.Law	21.605
24	91 L.Haslam	1'20.663

Lap 11

1	22 A.Lowes	13:16'35.705
2	60 M.van der Mark	0.330
3	1 J.Rea	0.599
4	32 L.Savadori	2.635
5	54 T.Razgatioglu	2.953
6	66 T.Sykes	3.453
7	7 C.Davies	5.160
8	33 M.Melandri	9.001
9	76 L.Baz	10.013
10	2 L.Camier	10.481
11	81 J.Torres	11.010
12	50 E.Laverty	12.542
13	36 L.Mercado	13.972
14	28 B.Ray	14.262
15	99 P.Jacobsen	15.151
16	45 J.Gagne	16.260
17	41 L.Mossey	16.525
18	37 O.Jezek	20.877
19	94 N.Canepa	24.557
20	44 G.Rea	25.264
21	55 M.Law	27.938
22	12 X.Fores	31.252
23	40 R.Ramos	

Lap 3

1	22 A.Lowes	13:04'47.042
2	32 L.Savadori	1.280
3	60 M.van der Mark	1.505
4	1 J.Rea	3.059
5	66 T.Sykes	3.237
6	76 L.Baz	3.542
7	54 T.Razgatioglu	3.596
8	33 M.Melandri	4.298
9	7 C.Davies	4.790
10	2 L.Camier	4.804
11	81 J.Torres	5.043
12	28 B.Ray	5.249
13	50 E.Laverty	5.426
14	99 P.Jacobsen	5.952
15	36 L.Mercado	6.170
16	12 X.Fores	6.482
17	45 J.Gagne	7.076
18	40 R.Ramos	7.438
19	41 L.Mossey	8.099
20	37 O.Jezek	8.392
21	94 N.Canepa	9.351

Lap 6

1	22 A.Lowes	13:09'12.502
2	60 M.van der Mark	1.198
3	32 L.Savadori	1.535
4	1 J.Rea	1.777
5	54 T.Razgatioglu	3.158
6	66 T.Sykes	3.738
7	7 C.Davies	5.602
8	76 L.Baz	6.203
9	33 M.Melandri	6.548
10	2 L.Camier	7.691
11	81 J.Torres	7.859
12	50 E.Laverty	8.145
13	28 B.Ray	8.645
14	36 L.Mercado	9.418
15	99 P.Jacobsen	10.036
16	12 X.Fores	10.359
17	45 J.Gagne	11.098
18	40 R.Ramos	11.408

Lap 9

1	22 A.Lowes	13:13'38.448
2	60 M.van der Mark	0.408
3	1 J.Rea	0.640
4	32 L.Savadori	1.783
5	54 T.Razgatioglu	2.091
6	66 T.Sykes	3.172
7	7 C.Davies	5.338
8	76 L.Baz	8.576
9	33 M.Melandri	8.665
10	2 L.Camier	9.210
11	81 J.Torres	9.872
12	50 E.Laverty	10.639
13	28 B.Ray	11.621
14	36 L.Mercado	11.936
15	99 P.Jacobsen	13.068

Lap 12

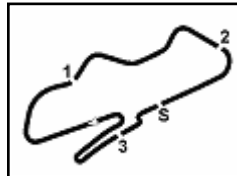
1	22 A.Lowes	13:18'04.588
2	1 J.Rea	0.502
3	60 M.van der Mark	0.694
4	32 L.Savadori	2.661
5	54 T.Razgatioglu	3.251
6	66 T.Sykes	3.519
7	7 C.Davies	4.776
8	33 M.Melandri	9.905
9	2 L.Camier	10.894
10	76 L.Baz	11.094
11	81 J.Torres	11.483
12	50 E.Laverty	13.468
13	36 L.Mercado	14.938
14	28 B.Ray	15.424
15	99 P.Jacobsen	16.484

27/05/2018

These data/results cannot be reproduced, stored and/or transmitted in whole or in part by any manner of electronic, mechanical, photocopying, recording, broadcasting or otherwise now known or herein after developed without the previous express consent by the copyright owner, except for reproduction in daily press and regular printed publications on sale to the public within 60 days of the event related to those data/results and always provided that copyright symbol appears together as follows below.

© DORNA WSBK ORGANIZATION Srl 2018





Donington Park 4.023 m

PROSECCO DOC UK Round, Donington Park 25-27 May 2018

World Superbike - Lap Chart Race 2

3 / 3

16	45	J.Gagne	16.797	17	94	N.Canepa	32.246
17	41	L.Mossey	17.459	18	37	O.Jezek	32.579
18	37	O.Jezek	25.144	19	44	G.Rea	33.017
19	94	N.Canepa	26.402	20	55	M.Law	37.264
20	44	G.Rea	26.958	21	50	E.Laverty	45.882
21	55	M.Law	29.930				
22	12	X.Fores	33.621				
23	40	R.Ramos					

Lap 13

1	22	A.Lowes	13:19'33.300
2	1	J.Rea	0.394
3	60	M.van der Mark	0.766
4	32	L.Savadori	2.764
5	54	T.Razgatioglu	3.829
6	66	T.Sykes	4.077
7	7	C.Davies	4.281
8	33	M.Melandri	10.786
9	2	L.Camier	11.375
10	76	L.Baz	11.673
11	81	J.Torres	12.132
12	36	L.Mercado	16.187
13	28	B.Ray	16.679
14	50	E.Laverty	17.663
15	99	P.Jacobsen	17.824
16	45	J.Gagne	18.137
17	41	L.Mossey	18.369
18	94	N.Canepa	28.364
19	37	O.Jezek	28.612
20	44	G.Rea	29.035
21	55	M.Law	32.062
22	12	X.Fores	47.095
23	40	R.Ramos	

Lap 14

1	22	A.Lowes	13:21'01.662
2	1	J.Rea	0.207
3	60	M.van der Mark	0.621
4	32	L.Savadori	2.966
5	54	T.Razgatioglu	3.836
6	7	C.Davies	4.557
7	66	T.Sykes	4.776
8	33	M.Melandri	11.745
9	2	L.Camier	12.203
10	76	L.Baz	12.467
11	81	J.Torres	12.930
12	36	L.Mercado	17.644
13	28	B.Ray	18.009
14	99	P.Jacobsen	18.985
15	45	J.Gagne	19.350
16	41	L.Mossey	19.555
17	50	E.Laverty	21.943
18	94	N.Canepa	30.308
19	37	O.Jezek	30.736
20	44	G.Rea	31.227
21	55	M.Law	34.827
22	40	R.Ramos	

Lap 15

1	22	A.Lowes	13:22'30.539
2	1	J.Rea	0.262
3	60	M.van der Mark	0.650
4	32	L.Savadori	2.965
5	54	T.Razgatioglu	3.319
6	7	C.Davies	4.096
7	66	T.Sykes	4.624
8	2	L.Camier	13.233
9	76	L.Baz	13.387
10	33	M.Melandri	13.744
11	81	J.Torres	13.835
12	36	L.Mercado	18.449
13	28	B.Ray	18.979
14	99	P.Jacobsen	19.923
15	45	J.Gagne	20.244
16	41	L.Mossey	20.476

Lap 16

1	22	A.Lowes	13:23'59.359
2	1	J.Rea	0.250
3	60	M.van der Mark	0.598
4	54	T.Razgatioglu	2.868
5	32	L.Savadori	3.611
6	7	C.Davies	3.806
7	66	T.Sykes	4.327
8	2	L.Camier	13.954
9	76	L.Baz	14.107
10	33	M.Melandri	14.437
11	81	J.Torres	14.812
12	36	L.Mercado	19.276
13	28	B.Ray	20.439
14	99	P.Jacobsen	20.943
15	45	J.Gagne	21.185
16	41	L.Mossey	21.456
17	94	N.Canepa	33.991
18	37	O.Jezek	34.315
19	44	G.Rea	35.138
20	55	M.Law	47.133

Lap 17

1	1	J.Rea	13:25'28.722
2	22	A.Lowes	0.134
3	60	M.van der Mark	0.184
4	54	T.Razgatioglu	2.056
5	7	C.Davies	3.271
6	32	L.Savadori	3.904
7	66	T.Sykes	4.102
8	2	L.Camier	14.055
9	76	L.Baz	14.273
10	33	M.Melandri	14.394
11	81	J.Torres	14.733
12	36	L.Mercado	19.582
13	28	B.Ray	21.201
14	45	J.Gagne	21.551
15	99	P.Jacobsen	21.877
16	41	L.Mossey	22.046
17	94	N.Canepa	35.286
18	37	O.Jezek	35.573
19	44	G.Rea	37.417

Lap 18

1	60	M.van der Mark	13:26'58.043
2	1	J.Rea	0.180
3	22	A.Lowes	0.640
4	54	T.Razgatioglu	1.140
5	7	C.Davies	2.741
6	32	L.Savadori	3.994
7	66	T.Sykes	4.165
8	2	L.Camier	14.252
9	76	L.Baz	14.523
10	81	J.Torres	15.078
11	33	M.Melandri	15.203
12	36	L.Mercado	20.290
13	45	J.Gagne	22.634
14	28	B.Ray	22.845
15	99	P.Jacobsen	23.126
16	41	L.Mossey	23.297
17	37	O.Jezek	37.089
18	94	N.Canepa	37.499
19	44	G.Rea	39.775

Lap 19

1	60	M.van der Mark	13:28'26.412
2	1	J.Rea	0.355
3	22	A.Lowes	1.083

4	54	T.Razgatioglu	1.302
5	7	C.Davies	2.764
6	32	L.Savadori	4.753
7	66	T.Sykes	4.932
8	2	L.Camier	14.961
9	76	L.Baz	15.466
10	81	J.Torres	15.989
11	33	M.Melandri	16.582
12	36	L.Mercado	21.911
13	45	J.Gagne	23.941
14	28	B.Ray	24.791
15	41	L.Mossey	25.043
16	99	P.Jacobsen	25.398
17	94	N.Canepa	39.512
18	37	O.Jezek	41.061
19	44	G.Rea	43.111

Lap 20

1	60	M.van der Mark	13:29'54.777
2	1	J.Rea	0.690
3	54	T.Razgatioglu	1.498
4	22	A.Lowes	2.120
5	7	C.Davies	3.214
6	32	L.Savadori	5.747
7	66	T.Sykes	5.987
8	2	L.Camier	15.976
9	76	L.Baz	16.319
10	81	J.Torres	16.653
11	33	M.Melandri	17.968
12	36	L.Mercado	23.662
13	45	J.Gagne	25.320
14	41	L.Mossey	26.618
15	28	B.Ray	26.940
16	99	P.Jacobsen	27.574
17	94	N.Canepa	41.608
18	37	O.Jezek	43.389
19	44	G.Rea	46.761

Lap 21

1	60	M.van der Mark	13:31'22.972
2	1	J.Rea	1.113
3	54	T.Razgatioglu	1.724
4	22	A.Lowes	2.629
5	7	C.Davies	3.773
6	32	L.Savadori	6.895
7	66	T.Sykes	7.207
8	2	L.Camier	17.172
9	76	L.Baz	17.721
10	81	J.Torres	18.086
11	33	M.Melandri	19.593
12	36	L.Mercado	25.682
13	45	J.Gagne	26.945
14	41	L.Mossey	28.251
15	28	B.Ray	29.399
16	99	P.Jacobsen	29.704
17	94	N.Canepa	43.950
18	37	O.Jezek	45.191
19	44	G.Rea	50.881

Lap 22

1	60	M.van der Mark	13:32'51.486
2	1	J.Rea	2.049
3	54	T.Razgatioglu	2.427
4	22	A.Lowes	2.852
5	7	C.Davies	4.181
6	32	L.Savadori	7.867
7	66	T.Sykes	8.004
8	2	L.Camier	17.889
9	76	L.Baz	19.027
10	81	J.Torres	19.256
11	33	M.Melandri	21.527
12	36	L.Mercado	27.608
13	45	J.Gagne	28.482
14	41	L.Mossey	29.565
15	28	B.Ray	31.542

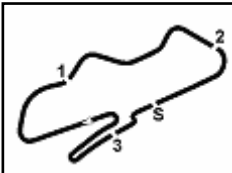
Lap 23

1	60	M.van der Mark	13:34'20.445
2	54	T.Razgatioglu	2.328
3	1	J.Rea	2.614
4	22	A.Lowes	2.894
5	7	C.Davies	4.797
6	66	T.Sykes	8.224
7	32	L.Savadori	9.169
8	2	L.Camier	18.488
9	81	J.Torres	19.964
10	76	L.Baz	20.207
11	33	M.Melandri	23.803
12	36	L.Mercado	28.845
13	45	J.Gagne	29.741
14	41	L.Mossey	31.156
15	28	B.Ray	33.321
16	99	P.Jacobsen	34.175
17	37	O.Jezek	47.350
18	94	N.Canepa	47.701
19	44	G.Rea	57.365

27/05/2018

These data/results cannot be reproduced, stored and/or transmitted in whole or in part by any manner of electronic, mechanical, photocopying, recording, broadcasting or otherwise now known or herein after developed without the previous express consent by the copyright owner, except for reproduction in daily press and regular printed publications on sale to the public within 60 days of the event related to those data/results and always provided that copyright symbol appears together as follows below.

© DORNA WSBK ORGANIZATION Srl 2018



PROSECCO DOC UK Round, Donington Park 25-27 May 2018

World Superbike - Best Sectors & Speed Race 2

RESULTS

Pos	Rider	Team	Laps
1	60 M. VAN DER MARK	Yamaha YZF R1	23
2	54 T. RAZGATLIOGLU	Kawasaki ZX-10RR	2,328
3	1 J. REA	Kawasaki ZX-10RR	2,614
4	22 A. LOWES	Yamaha YZF R1	2,894
5	7 C. DAVIES	Ducati Panigale R	4,797
6	66 T. SYKES	Kawasaki ZX-10RR	8,224
7	32 L. SAVADORI	Aprilia RSV4 RF	9,169
8	2 L. CAMIER	Honda CBR1000RR	18,488
9	81 J. TORRES	MV Agusta 1000 F4	19,964
10	76 L. BAZ	BMW S 1000 RR	20,207
11	33 M. MELANDRI	Ducati Panigale R	23,803
12	36 L. MERCADO	Kawasaki ZX-10RR	28,845
13	45 J. GAGNE	Honda CBR1000RR	29,741
14	41 L. MOSSEY	Kawasaki ZX-10RR	31,156
15	28 B. RAY	Suzuki GSX-R1000	33,321
16	99 P. JACOBSEN	Honda CBR1000RR	34,175
17	37 O. JEZEK	Yamaha YZF R1	47,350
18	94 N. CANEPA	Yamaha YZF R1	47,701
19	44 G. REA	Suzuki GSX-R1000	57,365
RET	55 M. LAW	Kawasaki ZX-10RR	7 Laps
RET	50 E. LAVERTY	Aprilia RSV4 RF	8 Laps
RET	40 R. RAMOS	Kawasaki ZX-10RR	9 Laps
RET	12 X. FORES	Ducati Panigale R	10 Laps
RET	91 L. HASLAM	Kawasaki ZX-10RR	15 Laps
RET	21 M. RINALDI	Ducati Panigale R	

SPEED

Pos	Rider	Team	Speed
1	1 J. REA	Kawasaki ZX-10RR	275,0
2	99 P. JACOBSEN	Honda CBR1000RR	272,9
3	7 C. DAVIES	Ducati Panigale R	272,2
4	22 A. LOWES	Yamaha YZF R1	271,5
5	60 M. VAN DER MARK	Yamaha YZF R1	270,9
6	66 T. SYKES	Kawasaki ZX-10RR	270,2
7	50 E. LAVERTY	Aprilia RSV4 RF	270,2
8	33 M. MELANDRI	Ducati Panigale R	270,2
9	76 L. BAZ	BMW S 1000 RR	269,5
10	54 T. RAZGATLIOGLU	Kawasaki ZX-10RR	269,5
11	81 J. TORRES	MV Agusta 1000 F4	268,8
12	45 J. GAGNE	Honda CBR1000RR	268,2
13	32 L. SAVADORI	Aprilia RSV4 RF	268,2
14	91 L. HASLAM	Kawasaki ZX-10RR	268,2
15	2 L. CAMIER	Honda CBR1000RR	267,5
16	12 X. FORES	Ducati Panigale R	267,5
17	40 R. RAMOS	Kawasaki ZX-10RR	266,8
18	41 L. MOSSEY	Kawasaki ZX-10RR	266,8
19	28 B. RAY	Suzuki GSX-R1000	266,2
20	36 L. MERCADO	Kawasaki ZX-10RR	266,2
21	94 N. CANEPA	Yamaha YZF R1	265,5
22	44 G. REA	Suzuki GSX-R1000	263,6
23	55 M. LAW	Kawasaki ZX-10RR	263,6
24	37 O. JEZEK	Yamaha YZF R1	262,3

SEG. 1

1	54 T. RAZGATLIOGLU	18,748
2	1 J. REA	18,885
3	60 M. VAN DER MARK	18,904
4	66 T. SYKES	18,934
5	7 C. DAVIES	18,943
6	81 J. TORRES	18,944
7	2 L. CAMIER	18,979
8	32 L. SAVADORI	18,982
9	91 L. HASLAM	18,988
10	36 L. MERCADO	18,999
11	76 L. BAZ	19,000
12	22 A. LOWES	19,007
13	33 M. MELANDRI	19,100
14	45 J. GAGNE	19,107
15	41 L. MOSSEY	19,126
16	28 B. RAY	19,133
17	99 P. JACOBSEN	19,153
18	37 O. JEZEK	19,186
19	50 E. LAVERTY	19,193
20	44 G. REA	19,225
21	40 R. RAMOS	19,239
22	12 X. FORES	19,240
23	55 M. LAW	19,268
24	94 N. CANEPA	19,364

SEG. 2

1	1 J. REA	23,989
2	60 M. VAN DER MARK	24,060
3	32 L. SAVADORI	24,067
4	22 A. LOWES	24,091
5	7 C. DAVIES	24,119
6	54 T. RAZGATLIOGLU	24,123
7	66 T. SYKES	24,148
8	41 L. MOSSEY	24,190
9	45 J. GAGNE	24,239
10	91 L. HASLAM	24,247
11	2 L. CAMIER	24,254
12	33 M. MELANDRI	24,263
13	81 J. TORRES	24,276
14	28 B. RAY	24,290
15	36 L. MERCADO	24,300
16	99 P. JACOBSEN	24,322
17	12 X. FORES	24,354
18	76 L. BAZ	24,360
19	50 E. LAVERTY	24,376
20	40 R. RAMOS	24,407
21	55 M. LAW	24,543
22	94 N. CANEPA	24,549
23	44 G. REA	24,605
24	37 O. JEZEK	24,618

SEG. 3

1	1 J. REA	21,862
2	22 A. LOWES	21,876
3	60 M. VAN DER MARK	21,891
4	32 L. SAVADORI	21,893
5	54 T. RAZGATLIOGLU	21,903
6	7 C. DAVIES	22,022
7	50 E. LAVERTY	22,064
8	91 L. HASLAM	22,078
9	66 T. SYKES	22,081
10	33 M. MELANDRI	22,085
11	99 P. JACOBSEN	22,108
12	28 B. RAY	22,123
13	76 L. BAZ	22,146
14	45 J. GAGNE	22,161
15	81 J. TORRES	22,175
16	2 L. CAMIER	22,227
17	41 L. MOSSEY	22,241
18	40 R. RAMOS	22,250
19	37 O. JEZEK	22,260
20	36 L. MERCADO	22,263
21	12 X. FORES	22,290
22	44 G. REA	22,428
23	94 N. CANEPA	22,476
24	55 M. LAW	22,528

SEG. 4

1	7 C. DAVIES	22,867
2	1 J. REA	23,051
3	60 M. VAN DER MARK	23,052
4	22 A. LOWES	23,057
5	66 T. SYKES	23,062
6	54 T. RAZGATLIOGLU	23,109
7	33 M. MELANDRI	23,139
8	32 L. SAVADORI	23,140
9	91 L. HASLAM	23,295
10	36 L. MERCADO	23,298
11	76 L. BAZ	23,325
12	50 E. LAVERTY	23,328
13	40 R. RAMOS	23,329
14	2 L. CAMIER	23,346
15	37 O. JEZEK	23,411
16	12 X. FORES	23,416
17	81 J. TORRES	23,420
18	28 B. RAY	23,444
19	41 L. MOSSEY	23,472
20	99 P. JACOBSEN	23,521
21	44 G. REA	23,560
22	45 J. GAGNE	23,567
23	94 N. CANEPA	23,568
24	55 M. LAW	23,774

27/05/2018

These data/results cannot be reproduced, stored and/or transmitted in whole or in part by any manner of electronic, mechanical, photocopying, recording, broadcasting or otherwise now known or herein after developed without the previous express consent by the copyright owner, except for reproduction in daily press and regular printed publications on sale to the public within 60 days of the event related to those data/results and always provided that copyright symbol appears together as follows below.

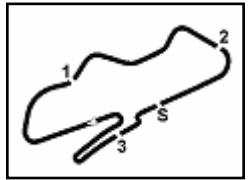
© DORNA WSBK ORGANIZATION Srl 2018

FICR PERUGIA TIMING


Official Tyre Supplier



Official Timekeeper



PROSECCO DOC UK Round, Donington Park 25-27 May 2018 World Superbike - Chronological Analysis Race 2

Donington Park 4.023 m

Start at 13:00'18.039

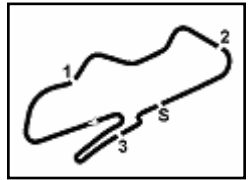
1 / 5

1° 60 M. VAN DER MARK (1'28.195)								4° 22 A. LOWES (1'28.284)							
Lap	Seg.1	Seg.2	Seg.3	Seg.4	Lap Time	km/h	Local Time	Lap	Seg.1	Seg.2	Seg.3	Seg.4	Lap Time	km/h	Local Time
1		24.734	22.165	23.560	1'33.341	266,8	13:01'51.380	1		24.346	22.061	23.218	1'32.381	271,5	13:01'50.420
2	18.996	24.345	22.013	23.283	1'28.637	269,5	13:03'20.017	2	19.007	24.341	21.933	23.057	1'28.338	268,2	13:03'18.758
3	19.037	24.200	22.045	23.248	1'28.530	267,5	13:04'48.547	3	19.058	24.091	21.969	23.166	1'28.284	266,8	13:04'47.042
4	18.987	24.238	21.982	23.258	1'28.465	266,2	13:06'17.012	4	19.157	24.362	21.884	23.111	1'28.514	266,8	13:06'15.556
5	18.949	24.130	22.062	23.222	1'28.363	267,5	13:07'45.375	5	19.265	24.351	21.876	23.129	1'28.621	267,5	13:07'44.177
6	18.951	24.060	22.063	23.251	1'28.325	267,5	13:09'13.700	6	19.143	24.187	21.924	23.071	1'28.325	267,5	13:09'12.502
7	18.942	24.069	22.019	23.234	1'28.264	266,8	13:10'41.964	7	19.145	24.176	22.010	23.271	1'28.602	266,2	13:10'41.104
8	18.922	24.266	22.014	23.237	1'28.439	268,8	13:12'10.403	8	19.134	24.212	22.066	23.282	1'28.694	266,2	13:12'09.798
9	18.967	24.311	21.925	23.250	1'28.453	270,2	13:13'38.856	9	19.158	24.380	22.012	23.100	1'28.650	266,2	13:13'38.448
10	18.954	24.283	22.017	23.295	1'28.549	270,9	13:15'07.405	10	19.145	24.215	22.050	23.214	1'28.624	266,8	13:15'07.072
11	19.036	24.395	21.895	23.304	1'28.630	268,8	13:16'36.035	11	19.185	24.252	22.017	23.179	1'28.633	265,5	13:16'35.705
12	19.005	24.295	22.184	23.763	1'29.247	269,5	13:18'05.282	12	19.158	24.315	22.117	23.293	1'28.883	265,5	13:18'04.588
13	19.095	24.338	22.074	23.277	1'28.784	266,8	13:19'34.066	13	19.172	24.300	22.000	23.240	1'28.712	266,8	13:19'33.300
14	18.904	24.184	21.891	23.238	1'28.217	270,9	13:21'02.283	14	19.017	24.113	22.031	23.201	1'28.362	267,5	13:21'01.662
15	19.008	24.489	22.049	23.360	1'28.906	269,5	13:22'31.189	15	19.408	24.226	22.065	23.178	1'28.877	266,2	13:22'30.539
16	18.932	24.353	22.026	23.457	1'28.768	270,2	13:23'59.957	16	19.143	24.351	22.095	23.231	1'28.820	266,2	13:23'59.359
17	19.055	24.337	22.099	23.458	1'28.949	267,5	13:25'28.906	17	19.268	24.370	22.148	23.711	1'29.497	266,8	13:25'28.856
18	19.055	24.544	22.160	23.378	1'29.137	268,2	13:26'58.043	18	19.328	24.460	22.343	23.696	1'29.827	270,9	13:26'58.683
19	19.030	24.184	22.020	23.135	1'28.369	267,5	13:28'26.412	19	19.219	24.132	22.097	23.364	1'28.812	270,2	13:28'27.495
20	18.921	24.306	21.994	23.144	1'28.365	267,5	13:29'54.777	20	19.216	24.772	22.041	23.373	1'29.402	268,2	13:29'56.897
21	18.998	24.165	21.980	23.052	1'28.195	268,2	13:31'22.972	21	19.085	24.281	22.007	23.331	1'28.704	267,5	13:31'25.601
22	18.971	24.361	22.018	23.164	1'28.514	268,2	13:32'51.486	22	19.111	24.253	22.131	23.242	1'28.737	268,2	13:32'54.338
23	19.137	24.459	22.049	23.314	1'28.959	266,2	13:34'20.445	23	19.106	24.375	22.154	23.366	1'29.001	269,5	13:34'23.339
2° 54 T. RAZGATLIOGLU (1'28.088)								5° 7 C. DAVIES (1'28.217)							
Lap	Seg.1	Seg.2	Seg.3	Seg.4	Lap Time	km/h	Local Time	Lap	Seg.1	Seg.2	Seg.3	Seg.4	Lap Time	km/h	Local Time
1		25.472	22.233	23.246	1'34.430	264,2	13:01'52.469	1		25.537	22.665	23.372	1'34.968	272,2	13:01'53.007
2	18.748	24.399	22.100	23.561	1'28.808	269,5	13:03'21.277	2	19.127	24.585	22.067	23.524	1'29.303	269,5	13:03'22.310
3	18.993	24.673	22.160	23.535	1'29.361	266,8	13:04'50.638	3	19.140	24.262	22.545	23.575	1'29.522	270,2	13:04'51.832
4	18.924	24.137	22.012	23.277	1'28.350	264,2	13:06'18.988	4	19.189	24.192	22.066	23.342	1'28.789	266,8	13:06'20.621
5	19.074	24.354	21.980	23.176	1'28.584	264,9	13:07'47.572	5	19.075	24.198	22.041	23.351	1'28.665	268,2	13:07'49.286
6	18.844	24.177	21.958	23.109	1'28.088	265,5	13:09'15.660	6	19.145	24.379	22.198	23.096	1'28.818	268,2	13:09'18.104
7	18.910	24.123	22.097	23.213	1'28.343	263,6	13:10'44.003	7	19.114	24.249	22.211	23.479	1'29.053	264,9	13:10'47.157
8	18.848	24.184	21.961	23.285	1'28.278	264,9	13:12'12.281	8	19.069	24.328	22.047	22.867	1'28.311	266,8	13:12'15.468
9	18.888	24.204	21.903	23.263	1'28.258	266,2	13:13'40.539	9	19.049	24.325	22.026	22.918	1'28.318	267,5	13:13'43.786
10	19.058	24.259	21.997	23.601	1'28.915	264,2	13:15'09.454	10	19.115	24.348	22.227	22.972	1'28.662	265,5	13:15'12.448
11	19.334	24.461	22.176	23.233	1'29.204	262,9	13:16'38.658	11	19.052	24.226	22.180	22.959	1'28.417	266,2	13:16'40.865
12	19.021	24.582	22.172	23.406	1'29.181	265,5	13:18'07.839	12	19.062	24.267	22.094	23.076	1'28.499	268,8	13:18'09.364
13	19.234	24.593	22.178	23.285	1'29.290	265,5	13:19'37.129	13	18.999	24.119	22.022	23.077	1'28.217	268,8	13:19'37.581
14	18.893	24.207	22.035	23.234	1'28.369	266,2	13:21'05.498	14	18.943	24.230	22.137	23.328	1'28.638	271,5	13:21'06.219
15	18.953	24.172	22.001	23.234	1'28.360	265,5	13:22'33.858	15	19.003	24.236	22.161	23.016	1'28.416	267,5	13:22'34.635
16	18.838	24.218	22.117	23.196	1'28.369	263,6	13:24'02.227	16	19.088	24.298	22.070	23.074	1'28.530	267,5	13:24'03.165
17	18.936	24.214	22.072	23.329	1'28.551	263,6	13:25'30.778	17	19.151	24.350	22.353	22.974	1'28.828	268,2	13:25'31.993
18	18.917	24.242	21.970	23.276	1'28.405	266,2	13:26'59.183	18	19.205	24.316	22.255	23.015	1'28.791	264,9	13:27'00.784
19	18.920	24.195	22.114	23.302	1'28.531	264,9	13:28'27.714	19	19.063	24.244	22.060	23.025	1'28.392	266,8	13:28'29.176
20	19.063	24.261	21.957	23.280	1'28.561	264,9	13:29'56.275	20	19.027	24.427	22.182	23.179	1'28.815	268,8	13:29'57.991
21	18.871	24.244	21.981	23.325	1'28.421	266,8	13:31'24.696	21	19.117	24.260	22.296	23.081	1'28.754	267,5	13:31'26.745
22	19.005	24.511	22.244	23.457	1'29.217	266,8	13:32'53.913	22	19.140	24.381	22.319	23.082	1'28.922	269,5	13:32'55.667
23	18.983	24.379	22.066	23.432	1'28.860	264,9	13:34'22.773								
3° 1 J. REA (1'27.983)															
Lap	Seg.1	Seg.2	Seg.3	Seg.4	Lap Time	km/h	Local Time								
1		24.925	22.194	23.416	1'33.381	268,2	13:01'51.420								
2	19.138	24.446	22.556	23.537	1'29.677	275,0	13:03'21.097								
3	18.935	24.782	22.115	23.172	1'29.004	271,5	13:04'50.101								
4	18.885	24.074	22.017	23.051	1'28.027	265,5	13:06'18.128								
5	18.922	24.025	21.983	23.096	1'28.026	269,5	13:07'46.154								
6	18.890	24.024	21.995	23.216	1'28.125	269,5	13:09'14.279								
7	19.099	24.114	22.089	23.240	1'28.542	266,8	13:10'42.821								
8	18.930	24.159	22.054	23.141	1'28.284	269,5	13:12'11.105								
9	19.044	23.989	21.882	23.068	1'27.983	269,5	13:13'39.088								
10	19.026	24.435	22.066	23.107	1'28.634	268,2	13:15'07.722								

27/05/2018 P = Pits In/Out - C = Lap Time Cancelled

These data/results cannot be reproduced, stored and/or transmitted in whole or in part by any manner of electronic, mechanical, photocopying, recording, broadcasting or otherwise now known or herein after developed without the previous express consent by the copyright owner, except for reproduction in daily press and regular printed publications on sale to the public within 60 days of the event related to those data/results and always provided that copyright symbol appears together as follows below.

© DORNA WSBK ORGANIZATION Srl 2018



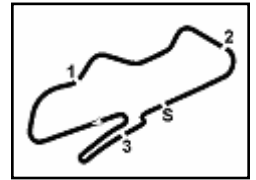
PROSECCO DOC UK Round, Donington Park 25-27 May 2018 World Superbike - Chronological Analysis Race 2

Donington Park 4.023 m

Start at 13:00'18.039

2 / 5

Lap	Seg.1	Seg.2	Seg.3	Seg.4	Lap Time	km/h	Local Time										
23	19.396	24.565	22.243	23.371	1'29.575	267,5	13:34'25.242	9	18.979	24.369	22.353	23.432	1'29.133	264,2	13:13'47.658		
6° 66 T. SYKES (1'28.314)																	
1		25.311	22.185	23.357	1'33.927	270,2	13:01'51.966	10	19.128	24.472	22.311	23.464	1'29.375	260,4	13:15'17.033		
2	19.020	24.463	22.152	23.309	1'28.944	269,5	13:03'20.910	11	19.073	24.254	22.318	23.508	1'29.153	262,9	13:16'46.186		
3	19.096	24.693	22.159	23.421	1'29.369	268,8	13:04'50.279	12	19.066	24.423	22.351	23.456	1'29.296	263,6	13:18'15.482		
4	19.000	24.215	22.087	23.213	1'28.515	265,5	13:06'18.794	13	19.118	24.401	22.328	23.346	1'29.193	261,6	13:19'44.675		
5	19.127	24.279	22.145	23.514	1'29.065	265,5	13:07'47.859	14	19.028	24.390	22.321	23.451	1'29.190	261,6	13:21'13.865		
6	18.934	24.215	22.106	23.126	1'28.381	266,2	13:09'16.240	15	19.016	24.631	22.471	23.789	1'29.907	260,4	13:22'43.772		
7	18.983	24.212	22.082	23.248	1'28.525	264,9	13:10'44.765	16	19.138	24.378	22.465	23.560	1'29.541	258,5	13:24'13.313		
8	19.023	24.270	22.148	23.100	1'28.541	264,2	13:12'13.306	17	19.148	24.517	22.398	23.401	1'29.464	260,4	13:25'42.777		
9	19.023	24.148	22.081	23.062	1'28.314	267,5	13:13'41.620	18	19.049	24.547	22.489	23.433	1'29.518	258,5	13:27'12.295		
10	19.051	24.166	22.132	23.145	1'28.494	265,5	13:15'10.114	19	19.001	24.300	22.353	23.424	1'29.078	259,7	13:28'41.373		
11	19.380	24.317	22.113	23.234	1'29.044	267,5	13:16'39.158	20	19.136	24.366	22.460	23.418	1'29.380	262,3	13:30'10.753		
12	19.136	24.236	22.240	23.337	1'28.949	268,2	13:18'08.107	21	19.074	24.437	22.337	23.543	1'29.391	259,1	13:31'40.144		
13	19.220	24.532	22.312	23.206	1'29.270	267,5	13:19'37.377	22	18.993	24.449	22.247	23.542	1'29.231	259,7	13:33'09.375		
14	19.384	24.327	22.205	23.145	1'29.061	269,5	13:21'06.438	23	19.166	24.473	22.374	23.545	1'29.558	263,6	13:34'38.933		
15	19.121	24.283	22.177	23.144	1'28.725	268,2	13:22'35.163	9° 81 J. TORRES (1'29.029)									
16	18.988	24.311	22.132	23.092	1'28.523	267,5	13:24'03.686	Lap	Seg.1	Seg.2	Seg.3	Seg.4	Lap Time	km/h	Local Time		
17	19.220	24.329	22.307	23.282	1'29.138	266,2	13:25'32.824	1		25.518	22.623	23.699	1'35.383	265,5	13:01'53.422		
18	19.265	24.468	22.327	23.324	1'29.384	267,5	13:27'02.208	2	19.043	24.382	22.175	23.664	1'29.264	265,5	13:03'22.686		
19	19.179	24.389	22.160	23.408	1'29.136	266,2	13:28'31.344	3	19.010	24.433	22.410	23.546	1'29.399	266,8	13:04'52.085		
20	19.239	24.560	22.279	23.342	1'29.420	270,2	13:30'00.764	4	19.231	24.302	22.206	23.631	1'29.370	268,2	13:06'21.455		
21	19.128	24.596	22.346	23.345	1'29.415	262,9	13:31'30.179	5	19.152	24.434	22.315	23.695	1'29.596	266,2	13:07'51.051		
22	19.229	24.411	22.190	23.481	1'29.311	264,2	13:32'59.490	6	19.103	24.296	22.274	23.637	1'29.310	266,2	13:09'20.361		
23	19.340	24.442	22.161	23.236	1'29.179	265,5	13:34'28.669	7	19.214	24.363	22.330	23.577	1'29.484	265,5	13:10'49.845		
7° 32 L. SAVADORI (1'28.258)																	
Lap	Seg.1	Seg.2	Seg.3	Seg.4	Lap Time	km/h	Local Time	8	19.138	24.483	22.224	23.432	1'29.277	264,9	13:12'19.122		
1		24.359	22.120	23.403	1'32.194	265,5	13:01'50.233	9	19.117	24.409	22.229	23.443	1'29.198	266,2	13:13'48.320		
2	19.100	24.778	22.094	23.548	1'29.520	264,9	13:03'19.753	10	19.086	24.421	22.200	23.470	1'29.177	264,9	13:15'17.497		
3	19.113	24.160	21.986	23.310	1'28.569	264,9	13:04'48.322	11	19.112	24.335	22.250	23.521	1'29.218	264,9	13:16'46.715		
4	19.300	24.443	22.057	23.234	1'29.034	262,9	13:06'17.356	12	19.107	24.348	22.270	23.631	1'29.356	266,8	13:18'16.071		
5	19.088	24.067	21.893	23.210	1'28.258	268,2	13:07'45.614	13	19.166	24.314	22.189	23.692	1'29.361	268,8	13:19'45.432		
6	19.000	24.154	22.030	23.239	1'28.423	263,6	13:09'14.037	14	19.100	24.276	22.302	23.482	1'29.160	266,2	13:21'14.592		
7	19.107	24.178	22.023	23.175	1'28.483	264,9	13:10'42.520	15	19.029	24.320	22.480	23.953	1'29.782	266,2	13:22'44.374		
8	19.048	24.209	22.396	23.337	1'28.990	262,9	13:12'11.510	16	19.414	24.522	22.322	23.539	1'29.797	268,2	13:24'14.171		
9	19.122	24.259	21.992	23.348	1'28.721	266,2	13:13'40.231	17	19.127	24.355	22.239	23.563	1'29.284	268,8	13:25'43.455		
10	19.100	24.328	22.119	23.643	1'29.190	262,3	13:15'09.421	18	19.209	24.609	22.373	23.475	1'29.666	266,8	13:27'13.121		
11	19.206	24.487	22.086	23.140	1'28.919	262,3	13:16'38.340	19	19.046	24.492	22.202	23.540	1'29.280	266,8	13:28'42.401		
12	19.189	24.238	22.223	23.259	1'28.909	263,6	13:18'07.249	20	18.944	24.335	22.199	23.551	1'29.029	268,2	13:30'11.430		
13	19.205	24.212	22.148	23.250	1'28.815	264,9	13:19'36.064	21	19.065	24.575	22.362	23.626	1'29.628	264,9	13:31'41.058		
14	18.982	24.312	22.022	23.248	1'28.564	264,9	13:21'04.628	22	19.061	24.613	22.279	23.731	1'29.684	266,2	13:33'10.742		
15	19.120	24.390	22.134	23.232	1'28.876	260,4	13:22'33.504	23	19.266	24.648	22.333	23.420	1'29.667	267,5	13:34'40.409		
16	19.045	24.366	22.402	23.653	1'29.466	259,1	13:24'02.970	10° 76 L. BAZ (1'29.124)									
17	19.483	24.486	22.228	23.459	1'29.656	263,6	13:25'32.626	Lap	Seg.1	Seg.2	Seg.3	Seg.4	Lap Time	km/h	Local Time		
18	19.229	24.420	22.348	23.414	1'29.411	264,9	13:27'02.037	1		24.748	22.189	23.584	1'33.167	266,2	13:01'51.206		
19	19.146	24.352	22.220	23.410	1'29.128	264,2	13:28'31.165	2	19.000	24.668	22.547	23.339	1'29.554	269,5	13:03'20.760		
20	19.275	24.532	22.162	23.390	1'29.359	262,9	13:30'00.524	3	19.168	24.597	22.228	23.831	1'29.824	264,9	13:04'50.584		
21	19.209	24.640	22.154	23.340	1'29.343	263,6	13:31'29.867	4	19.121	24.360	22.236	23.454	1'29.171	263,6	13:06'19.755		
22	19.266	24.542	22.220	23.458	1'29.486	264,2	13:32'59.353	5	19.184	24.428	22.234	23.511	1'29.357	262,9	13:07'49.112		
23	19.372	24.994	22.278	23.617	1'30.261	264,9	13:34'29.614	6	19.157	24.399	22.551	23.486	1'29.593	263,6	13:09'18.705		
8° 2 L. CAMIER (1'29.068)																	
Lap	Seg.1	Seg.2	Seg.3	Seg.4	Lap Time	km/h	Local Time	7	19.211	24.577	22.254	23.346	1'29.388	263,6	13:10'48.093		
1		25.450	22.227	23.506	1'34.323	265,5	13:01'52.362	8	19.184	24.555	22.222	23.403	1'29.364	266,2	13:12'17.457		
2	19.132	24.411	22.293	23.647	1'29.483	267,5	13:03'21.845	9	19.242	24.654	22.264	23.407	1'29.567	264,2	13:13'47.024		
3	19.029	24.546	22.343	24.083	1'30.001	264,9	13:04'51.846	10	19.491	24.497	22.146	23.436	1'29.570	265,5	13:15'16.594		
4	19.281	24.326	22.266	23.439	1'29.312	262,9	13:06'21.158	11	19.211	24.366	22.222	23.325	1'29.124	265,5	13:16'45.718		
5	18.985	24.786	22.377	23.469	1'29.617	262,9	13:07'50.775	12	19.221	24.882	22.484	23.377	1'29.964	261,0	13:18'15.682		
6	19.133	24.372	22.388	23.525	1'29.418	261,0	13:09'20.193	13	19.133	24.495	22.216	23.447	1'29.291	267,5	13:19'44.973		
7	19.126	24.362	22.341	23.435	1'29.264	259,7	13:10'										



PROSECCO DOC UK Round, Donington Park 25-27 May 2018

World Superbike - Chronological Analysis Race 2

Donington Park 4.023 m

Start at 13:00'18.039

3 / 5

21	19.232	24.572	22.255	23.538	1'29.597	264,2	13:31'40.693	7	19.160	24.409	22.349	24.377	1'30.295	260,4	13:10'53.895
22	19.249	24.595	22.292	23.684	1'29.820	265,5	13:33'10.513	8	19.308	24.396	22.290	23.602	1'29.596	261,0	13:12'23.491
23	19.322	24.683	22.393	23.741	1'30.139	264,9	13:34'40.652	9	19.260	24.295	22.270	23.671	1'29.496	262,3	13:13'52.987

11° 33 M. MELANDRI (1'28.749)

Lap	Seg.1	Seg.2	Seg.3	Seg.4	Lap Time	km/h	Local Time
1		25.178	22.182	23.342	1'33.709	269,5	13:01'51.748
2	19.100	24.777	22.395	23.534	1'29.806	263,6	13:03'21.554
3	19.170	24.513	22.190	23.913	1'29.786	268,8	13:04'51.340
4	19.236	24.341	22.238	23.521	1'29.336	266,8	13:06'20.676
5	19.337	24.414	22.152	23.195	1'29.098	267,5	13:07'49.774
6	19.498	24.263	22.278	23.237	1'29.276	267,5	13:09'19.050
7	19.194	24.438	22.277	23.379	1'29.288	264,9	13:10'48.338
8	19.174	24.526	22.183	23.378	1'29.261	267,5	13:12'17.599
9	19.313	24.727	22.197	23.277	1'29.514	268,8	13:13'47.113
10	19.180	24.328	22.197	23.139	1'28.844	266,8	13:15'15.957
11	19.234	24.266	22.085	23.164	1'28.749	266,8	13:16'44.706
12	19.317	24.840	22.432	23.198	1'29.787	266,2	13:18'14.493
13	19.376	24.613	22.325	23.279	1'29.593	267,5	13:19'44.086
14	19.185	24.380	22.315	23.441	1'29.321	268,2	13:21'13.407
15	19.297	24.656	22.832	24.091	1'30.876	260,4	13:22'44.283
16	19.347	24.532	22.365	23.269	1'29.513	267,5	13:24'13.796
17	19.296	24.358	22.277	23.389	1'29.320	267,5	13:25'43.116
18	19.421	24.440	22.453	23.816	1'30.130	268,2	13:27'13.246
19	19.488	24.360	22.314	23.586	1'29.748	270,2	13:28'42.994
20	19.577	24.585	22.369	23.220	1'29.751	268,2	13:30'12.745
21	19.402	24.501	22.556	23.361	1'29.820	266,2	13:31'42.565
22	19.371	24.689	22.520	23.868	1'30.448	266,8	13:33'13.013
23	19.655	24.968	22.680	23.932	1'31.235	266,2	13:34'44.248

12° 36 L. MERCADO (1'29.183)

Lap	Seg.1	Seg.2	Seg.3	Seg.4	Lap Time	km/h	Local Time
1		25.670	22.757	23.745	1'36.256	259,1	13:01'54.295
2	18.999	24.448	22.487	23.472	1'29.406	260,4	13:03'23.701
3	19.156	24.445	22.279	23.631	1'29.511	264,2	13:04'53.212
4	19.181	24.420	22.263	23.734	1'29.598	266,2	13:06'22.810
5	19.175	24.599	22.502	23.612	1'29.888	264,9	13:07'52.698
6	19.170	24.300	22.369	23.383	1'29.222	265,5	13:09'21.920
7	19.074	24.402	22.369	23.338	1'29.183	264,2	13:10'51.103
8	19.128	24.571	22.607	23.298	1'29.604	265,5	13:12'20.707
9	19.218	24.493	22.449	23.517	1'29.677	257,9	13:13'50.384
10	19.189	24.496	22.332	23.424	1'29.441	261,6	13:15'19.825
11	19.261	24.605	22.468	23.518	1'29.852	261,6	13:16'49.677
12	19.367	24.623	22.533	23.326	1'29.849	263,6	13:18'19.526
13	19.348	24.603	22.467	23.543	1'29.961	261,0	13:19'49.487
14	19.205	24.553	22.494	23.567	1'29.819	262,3	13:21'19.306
15	19.215	24.506	22.477	23.484	1'29.682	261,0	13:22'48.988
16	19.246	24.485	22.399	23.517	1'29.647	261,6	13:24'18.635
17	19.325	24.585	22.311	23.448	1'29.669	261,0	13:25'48.304
18	19.452	24.612	22.492	23.473	1'30.029	261,6	13:27'18.333
19	19.253	24.660	22.501	23.576	1'29.990	257,9	13:28'48.323
20	19.330	24.702	22.490	23.594	1'30.116	261,0	13:30'18.439
21	19.258	24.818	22.772	23.367	1'30.215	259,7	13:31'48.654
22	19.446	24.734	22.585	23.675	1'30.440	262,3	13:33'19.094
23	19.454	24.725	22.465	23.552	1'30.196	262,3	13:34'49.290

13° 45 J. GAGNE (1'29.381)

Lap	Seg.1	Seg.2	Seg.3	Seg.4	Lap Time	km/h	Local Time
1		25.555	23.118	24.010	1'36.716	257,9	13:01'54.755
2	19.314	24.471	22.256	23.801	1'29.842	268,2	13:03'24.597
3	19.107	24.320	22.268	23.826	1'29.521	264,9	13:04'54.118
4	19.258	24.329	22.366	23.832	1'29.785	264,2	13:06'23.903
5	19.177	24.427	22.416	24.008	1'30.028	257,9	13:07'53.931
6	19.356	24.245	22.297	23.771	1'29.669	264,2	13:09'23.600

14° 41 L. MOSSEY (1'29.127)

Lap	Seg.1	Seg.2	Seg.3	Seg.4	Lap Time	km/h	Local Time
1		25.970	23.119	24.024	1'37.098	256,0	13:01'55.137
2	19.423	24.549	22.352	23.684	1'30.008	265,5	13:03'25.145
3	19.191	24.439	22.713	23.653	1'29.996	266,8	13:04'55.141
4	19.171	24.439	22.270	23.633	1'29.513	263,6	13:06'24.654
5	19.126	24.436	22.265	23.654	1'29.481	263,6	13:07'54.135
6	19.398	25.016	22.374	23.473	1'30.261	262,9	13:09'24.396
7	19.139	24.386	22.364	23.891	1'29.780	254,2	13:10'54.176
8	19.217	24.474	22.294	23.548	1'29.533	262,3	13:12'23.709
9	19.227	24.411	22.263	23.882	1'29.783	265,5	13:13'53.492
10	19.214	24.190	22.241	23.482	1'29.127	263,6	13:15'22.619
11	19.209	24.461	22.372	23.569	1'29.611	257,9	13:16'52.230
12	19.388	24.652	22.258	23.519	1'29.817	262,3	13:18'22.047
13	19.129	24.408	22.373	23.712	1'29.622	260,4	13:19'51.669
14	19.369	24.441	22.246	23.492	1'29.548	265,5	13:21'21.217
15	19.166	24.536	22.422	23.674	1'29.798	263,6	13:22'51.015
16	19.270	24.607	22.369	23.554	1'29.800	262,3	13:24'20.815
17	19.300	24.551	22.433	23.669	1'29.953	260,4	13:25'50.768
18	19.338	24.803	22.377	24.054	1'30.572	261,0	13:27'21.340
19	19.349	24.664	22.383	23.719	1'30.115	262,3	13:28'51.455
20	19.307	24.503	22.356	23.774	1'29.940	263,6	13:30'21.395
21	19.201	24.655	22.374	23.598	1'29.828	261,0	13:31'51.223
22	19.318	24.665	22.373	23.472	1'29.828	262,9	13:33'21.051
23	19.366	24.702	22.406	24.076	1'30.550	262,3	13:34'51.601

15° 28 B. RAY (1'29.248)

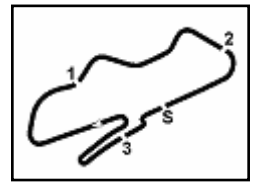
Lap	Seg.1	Seg.2	Seg.3	Seg.4	Lap Time	km/h	Local Time
1		25.436	22.313	23.755	1'34.835	266,2	13:01'52.874
2	19.133	24.290	22.123	23.702	1'29.248	266,2	13:03'22.122
3	19.218	24.703	22.453	23.795	1'30.169	261,6	13:04'52.291
4	19.278	24.332	22.253	24.062	1'29.925	260,4	13:06'22.216
5	19.271	24.375	22.192	23.444	1'29.282	262,3	13:07'51.498
6	19.573	24.373	22.253	23.450	1'29.649	262,9	13:09'21.147
7	19.493	24.416	22.284	23.459	1'29.652	259,1	13:10'50.799
8	19.273	24.552	22.267	23.457	1'29.549	260,4	13:12'20.348
9	19.386	24.553	22.324	23.458	1'29.721	261,0	13:13'50.069
10	19.381	24.913	22.327	23.517	1'30.138	259,7	13:15'20.207
11	19.493	24.523	22.209	23.535	1'29.760	259,1	13:16'49.967
12	19.479	24.534	22.410	23.622	1'30.045	260,4	13:18'20.012
13	19.358	24.666	22.387	23.556	1'29.967	260,4	13:19'49.979
14	19.282	24.546	22.212	23.652	1'29.692	261,0	13:21'19.671
15	19.305	24.655	22.252	23.635	1'29.847	259,7	13:22'49.518
16	19.444	24.600	22.469	23.767	1'30.280	258,5	13:24'19.798
17	19.393	24.618	22.302	23.812	1'30.125	259,7	13:25'49.923
18	19.507	24.758	22.774	23.926	1'30.965	257,9	13:27'20.888

27/05/2018 P = Pits In/Out - C = Lap Time Cancelled

These data/results cannot be reproduced, stored and/or transmitted in whole or in part by any manner of electronic, mechanical, photocopying, recording, broadcasting or otherwise now known or herein after developed without the previous express consent by the copyright owner, except for reproduction in daily press and regular printed publications on sale to the public within 60 days of the event related to those data/results and always provided that copyright symbol appears together as follows below.

© DORNA WSBK ORGANIZATION Srl 2018





PROSECCO DOC UK Round, Donington Park 25-27 May 2018 World Superbike - Chronological Analysis Race 2

Donington Park 4.023 m

Start at 13:00'18.039

4 / 5

19	19.496	24.617	22.494	23.708	1'30.315	259,7	13:28'51.203	5	19.422	24.554	22.671	23.744	1'30.391	264,9	13:07'57.028
20	19.452	24.990	22.317	23.755	1'30.514	262,3	13:30'21.717	6	19.412	24.557	22.589	23.568	1'30.126	264,2	13:09'27.154
21	19.487	24.837	22.563	23.767	1'30.654	257,3	13:31'52.371	7	19.376	24.581	22.553	23.726	1'30.236	262,9	13:10'57.390
22	19.526	24.738	22.551	23.842	1'30.657	259,7	13:33'23.028	8	19.424	24.637	22.499	23.677	1'30.237	262,9	13:12'27.627
23	19.460	24.798	22.550	23.930	1'30.738	259,7	13:34'53.766	9	19.425	24.663	22.698	24.054	1'30.840	265,5	13:13'58.467

16° 99 P. JACOBSEN (1'29.436)

Lap	Seg.1	Seg.2	Seg.3	Seg.4	Lap Time	km/h	Local Time
1		25.307	22.741	23.873	1'35.805	268,8	13:01'53.844
2	19.233	24.553	22.108	23.820	1'29.714	266,8	13:03'23.558
3	19.178	24.322	22.207	23.729	1'29.436	270,2	13:04'52.994
4	19.241	24.368	22.177	23.786	1'29.572	265,5	13:06'22.566
5	19.244	24.506	22.148	24.208	1'30.106	272,2	13:07'52.672
6	19.421	24.461	22.234	23.750	1'29.866	270,9	13:09'22.538
7	19.284	24.361	22.316	23.638	1'29.599	268,8	13:10'52.137
8	19.153	24.638	22.203	23.729	1'29.723	270,2	13:12'21.860
9	19.303	24.529	22.258	23.566	1'29.656	270,2	13:13'51.516
10	19.216	24.401	22.338	23.623	1'29.578	268,8	13:15'21.094
11	19.281	24.610	22.245	23.626	1'29.762	268,8	13:16'50.856
12	19.501	24.672	22.298	23.745	1'30.216	269,5	13:18'21.072
13	19.334	24.587	22.321	23.810	1'30.052	269,5	13:19'51.124
14	19.347	24.496	22.159	23.521	1'29.523	270,9	13:21'20.647
15	19.341	24.574	22.235	23.665	1'29.815	270,9	13:22'50.462
16	19.374	24.669	22.181	23.616	1'29.840	266,2	13:24'20.302
17	19.415	24.746	22.312	23.824	1'30.297	270,9	13:25'50.599
18	19.395	24.699	22.377	24.099	1'30.570	270,9	13:27'21.169
19	19.427	25.159	22.297	23.758	1'30.641	271,5	13:28'51.810
20	19.438	24.761	22.600	23.742	1'30.541	272,9	13:30'22.351
21	19.452	24.637	22.339	23.897	1'30.325	266,2	13:31'52.676
22	19.458	24.711	22.491	23.866	1'30.526	268,8	13:33'23.202
23	19.490	24.724	22.499	24.705	1'31.418	270,2	13:34'54.620

19° 44 G. REA (1'30.167)

Lap	Seg.1	Seg.2	Seg.3	Seg.4	Lap Time	km/h	Local Time
1		25.866	23.708	24.089	1'38.062	256,0	13:01'56.101
2	19.408	24.820	22.464	23.715	1'30.407	263,6	13:03'26.508
3	19.236	24.710	22.591	23.756	1'30.293	262,3	13:04'56.801
4	19.225	24.750	22.510	23.718	1'30.203	261,6	13:06'27.004
5	19.355	24.798	22.504	23.682	1'30.339	261,0	13:07'57.343
6	19.329	24.682	22.633	23.560	1'30.204	260,4	13:09'27.547
7	19.262	24.624	22.525	23.858	1'30.269	260,4	13:10'57.816
8	19.434	24.605	22.456	23.672	1'30.167	261,6	13:12'27.983
9	19.336	24.698	22.623	23.987	1'30.644	262,9	13:13'58.627
10	20.277	24.994	22.904	23.784	1'31.959	250,7	13:15'30.586
11	19.425	24.613	22.557	23.788	1'30.383	260,4	13:17'00.969
12	19.517	24.873	22.609	23.578	1'30.577	262,3	13:18'31.546
13	19.445	24.790	22.573	23.981	1'30.789	255,4	13:20'02.335
14	19.361	24.838	22.428	23.927	1'30.554	262,9	13:21'32.889
15	19.374	24.881	22.512	23.900	1'30.667	259,7	13:23'03.556
16	19.454	24.913	22.619	23.955	1'30.941	261,6	13:24'34.497
17	19.670	25.129	22.959	23.884	1'31.642	256,6	13:26'06.139
18	19.707	25.295	22.813	23.864	1'31.679	257,9	13:27'37.818
19	19.653	25.153	22.801	24.098	1'31.705	259,1	13:29'09.523
20	19.730	25.253	22.894	24.138	1'32.015	261,0	13:30'41.538
21	19.789	25.480	22.861	24.185	1'32.315	259,7	13:32'13.853
22	19.689	25.238	22.868	24.105	1'31.900	257,3	13:33'45.753
23	19.740	25.309	22.832	24.176	1'32.057	258,5	13:35'17.810

17° 37 O. JEZEK (1'29.809)

Lap	Seg.1	Seg.2	Seg.3	Seg.4	Lap Time	km/h	Local Time
1		25.917	23.112	24.122	1'37.327	254,8	13:01'55.366
2	19.340	24.824	22.260	23.758	1'30.182	262,3	13:03'25.548
3	19.276	24.737	22.310	23.563	1'29.886	258,5	13:04'55.434
4	19.264	24.698	22.375	23.737	1'30.074	259,1	13:06'25.508
5	19.233	24.730	22.337	23.576	1'29.876	259,1	13:07'55.384
6	19.186	24.854	22.473	23.559	1'30.072	257,9	13:09'25.456
7	19.283	24.618	22.363	23.984	1'30.248	254,2	13:10'55.704
8	19.395	24.878	22.600	23.721	1'30.594	256,6	13:12'26.298
9	19.345	24.778	22.267	23.692	1'30.082	258,5	13:13'56.380
10	19.360	24.761	22.392	23.688	1'30.201	254,2	13:15'26.581
11	19.407	24.796	22.379	23.419	1'30.001	254,2	13:16'56.582
12	20.206	26.586	22.947	23.411	1'33.150	254,2	13:18'29.732
13	19.308	24.752	24.133	23.987	1'32.180	253,6	13:20'01.912
14	19.302	24.870	22.370	23.944	1'30.486	257,3	13:21'32.398
15	19.289	24.858	22.533	24.400	1'30.720	256,6	13:23'03.118
16	19.347	24.778	22.526	23.905	1'30.556	260,4	13:24'33.674
17	19.458	24.784	22.700	23.679	1'30.621	256,0	13:26'04.295
18	19.447	24.886	23.000	23.504	1'30.837	261,0	13:27'35.132
19	19.426	24.738	24.484	23.693	1'32.341	251,8	13:29'07.473
20	19.381	24.852	22.404	24.056	1'30.693	256,6	13:30'38.166
21	19.331	24.734	22.338	23.594	1'29.997	255,4	13:32'08.163
22	19.257	24.632	22.301	23.633	1'29.823	256,6	13:33'37.986
23	19.212	24.834	22.305	23.458	1'29.809	259,1	13:35'07.795

RET 55 M. LAW (1'30.258)

Lap	Seg.1	Seg.2	Seg.3	Seg.4	Lap Time	km/h	Local Time
1		25.826	24.013	24.245	1'38.938	261,6	13:01'56.977
2	19.728	24.820	22.644	23.922	1'31.114	263,6	13:03'28.091
3	19.403	24.611	22.725	23.870	1'30.609	261,6	13:04'58.700
4	19.520	24.849	22.731	23.774	1'30.874	257,3	13:06'29.574
5	19.268	24.543	22.651	23.796	1'30.258	261,0	13:07'59.832
6	19.433	24.582	22.602	23.847	1'30.464	262,3	13:09'30.296
7	19.348	24.742	22.528	23.986	1'30.604	259,1	13:11'00.900
8	19.392	24.559	22.745	23.807	1'30.503	254,8	13:12'31.403
9	19.347	24.846	22.650	23.834	1'30.677	256,6	13:14'02.080
10	19.358	24.627	22.662	23.893	1'30.540	259,1	13:15'32.620
11	19.679	24.719	22.722	23.903	1'31.023	259,1	13:17'03.643
12	19.477	24.624	22.860	23.914	1'30.875	259,7	13:18'34.518
13	19.446	24.675	22.720	24.003	1'30.844	259,1	13:20'05.362
14	19.426	24.885	22.814	24.002	1'31.127	259,7	13:21'36.489
15	19.456	24.711	22.953	24.194	1'31.314	259,7	13:23'07.803
16	19.818	25.268	23.155	30.448	1'38.689P	256,0	13:24'46.492

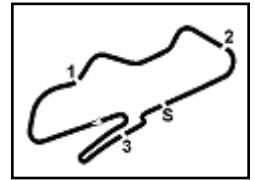
18° 94 N. CANEPA (1'30.126)

Lap	Seg.1	Seg.2	Seg.3	Seg.4	Lap Time	km/h	Local Time
1		25.719	23.157	24.160	1'37.597	253,6	13:01'55.636
2	19.423	24.777	22.493	23.757	1'30.450	264,9	13:03'26.086
3	19.379	24.698	22.585	23.645	1'30.307	264,2	13:04'56.393
4	19.364	24.667	22.476	23.737	1'30.244	264,2	13:06'26.637

27/05/2018 P = Pits In/Out - C = Lap Time Cancelled

These data/results cannot be reproduced, stored and/or transmitted in whole or in part by any manner of electronic, mechanical, photocopying, recording, broadcasting or otherwise now known or herein after developed without the previous express consent by the copyright owner, except for reproduction in daily press and regular printed publications on sale to the public within 60 days of the event related to those data/results and always provided that copyright symbol appears together as follows below.

© DORNA WSBK ORGANIZATION Srl 2018



PROSECCO DOC UK Round, Donington Park 25-27 May 2018 World Superbike - Chronological Analysis Race 2

Start at 13:00'18.039

RET 50 E. LAVERTY (1'29.228)							
Lap	Seg.1	Seg.2	Seg.3	Seg.4	Lap Time	km/h	Local Time
1		26.555	23.031	23.498	1'35.611	262,9	13:01'53.650
2	19.193	24.594	22.064	23.377	1'29.228	270,2	13:03'22.878
3	19.252	24.523	22.214	23.601	1'29.590	269,5	13:04'52.468
4	19.382	24.453	22.239	23.398	1'29.472	266,2	13:06'21.940
5	19.224	24.449	22.108	23.468	1'29.249	267,5	13:07'51.189
6	19.325	24.421	22.203	23.509	1'29.458	269,5	13:09'20.647
7	19.309	24.376	22.285	23.445	1'29.415	266,2	13:10'50.062
8	19.338	24.526	22.258	23.478	1'29.600	268,2	13:12'19.662
9	19.297	24.555	22.245	23.328	1'29.425	268,2	13:13'49.087
10	19.226	24.545	22.271	23.453	1'29.495	268,2	13:15'18.582
11	19.279	24.606	22.338	23.442	1'29.665	266,2	13:16'48.247
12	19.385	24.773	22.268	23.383	1'29.809	266,8	13:18'18.056
13	19.363	25.595	23.890	24.059	1'32.907	235,3	13:19'50.963
14	20.865	25.646	22.532	23.599	1'32.642	265,5	13:21'23.605
15	19.617	27.347	30.633	35.219	1'52.816P	185,4	13:23'16.421

RET 40 R. RAMOS (1'29.601)							
Lap	Seg.1	Seg.2	Seg.3	Seg.4	Lap Time	km/h	Local Time
1		25.623	23.133	23.965	1'36.970	254,2	13:01'55.009
2	19.390	24.535	22.399	23.546	1'29.870	266,8	13:03'24.879
3	19.266	24.531	22.378	23.426	1'29.601	263,6	13:04'54.480
4	19.255	24.407	22.298	23.706	1'29.666	261,6	13:06'24.146
5	19.249	24.441	22.250	23.755	1'29.695	261,6	13:07'53.841
6	19.822	24.623	22.295	23.329	1'30.069	260,4	13:09'23.910
7	19.239	24.579	22.409	24.168	1'30.395	260,4	13:10'54.305
8	19.320	24.660	22.255	23.565	1'29.800	260,4	13:12'24.105
9	19.332	24.523	23.168	27.265	1'34.288	257,3	13:13'58.393
10	19.901	25.008	22.563	29.325	1'36.797P	257,3	13:15'35.190
11	2'22.471	25.183	22.410	25.297	3'35.361P	258,5	13:19'10.551
12	19.551	24.669	22.341	23.551	1'30.112	259,1	13:20'40.663
13	19.368	24.755	22.325	23.445	1'29.893	259,7	13:22'10.556
14	19.660	25.418	22.827	28.161	1'36.066P	252,4	13:23'46.622

RET 12 X. FORES (1'29.612)							
Lap	Seg.1	Seg.2	Seg.3	Seg.4	Lap Time	km/h	Local Time
1		25.707	22.864	23.699	1'35.997	255,4	13:01'54.036
2	19.534	24.490	22.290	23.540	1'29.854	266,2	13:03'23.890
3	19.305	24.405	22.411	23.513	1'29.634	266,8	13:04'53.524
4	19.312	24.487	22.402	23.681	1'29.882	265,5	13:06'23.406
5	19.350	24.542	22.442	23.509	1'29.843	264,2	13:07'53.249
6	19.240	24.354	22.602	23.416	1'29.612	264,2	13:09'22.861
7	19.308	24.446	22.539	25.301	1'31.594	264,9	13:10'54.455
8	19.604	24.896	22.993	24.591	1'32.084	267,5	13:12'26.539
9	19.492	24.769	23.725	24.285	1'32.271	266,8	13:13'58.810
10	19.799	25.005	22.855	23.709	1'31.368	262,3	13:15'30.178
11	24.276	25.736	22.822	23.945	1'36.779	264,9	13:17'06.957
12	19.651	24.980	22.833	23.788	1'31.252	265,5	13:18'38.209
13	19.679	24.849	25.136	32.522	1'42.186P	264,9	13:20'20.395

RET 91 L. HASLAM (1'29.257)							
Lap	Seg.1	Seg.2	Seg.3	Seg.4	Lap Time	km/h	Local Time
1		24.438	22.455	23.326	1'32.641	265,5	13:01'50.680
2	18.988	24.283	22.078	1'02.550	2'07.899	268,2	13:03'58.579
3	19.505	24.459	22.371	40.565	1'46.900	261,0	13:05'45.479
4	19.694	24.506	22.306	23.430	1'29.936	263,6	13:07'15.415
5	21.496	25.875	22.617	23.479	1'33.467	260,4	13:08'48.882
6	19.200	24.523	22.430	23.295	1'29.448	261,6	13:10'18.330
7	19.156	24.247	22.255	23.599	1'29.257	262,9	13:11'47.587
8	21.163	25.656	22.804	33.251	1'42.874P	260,4	13:13'30.461

27/05/2018 P = Pits In/Out - C = Lap Time Cancelled

These data/results cannot be reproduced, stored and/or transmitted in whole or in part by any manner of electronic, mechanical, photocopying, recording, broadcasting or otherwise now known or herein after developed without the previous express consent by the copyright owner, except for reproduction in daily press and regular printed publications on sale to the public within 60 days of the event related to those data/results and always provided that copyright symbol appears together as follows below.

© DORNA WSBK ORGANIZATION Srl 2018



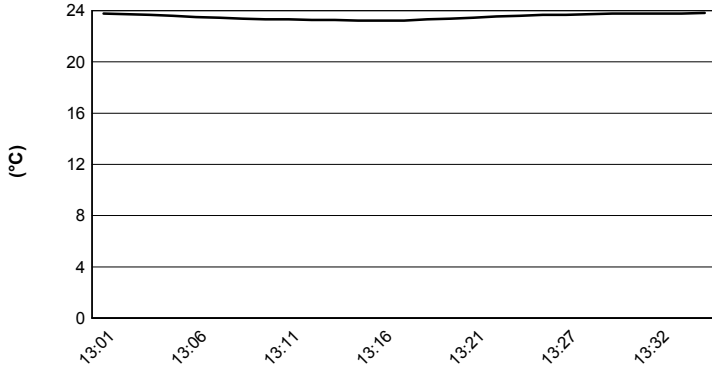
PROSECCO DOC UK Round, Donington Park 25-27 May 2018

World Superbike - Weather Report Race 2

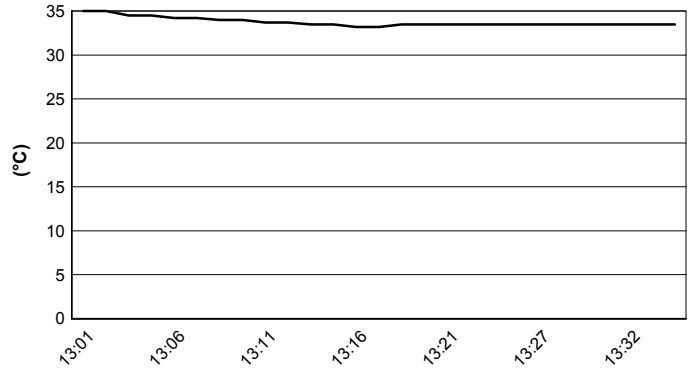
Session started 13:01 - Session ended 13:35

Donington Park 4.023 m

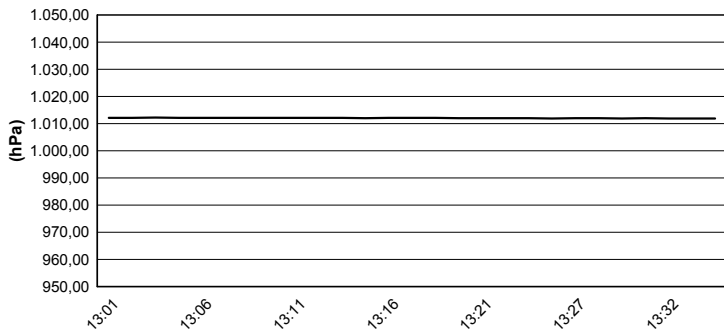
Air Temperature



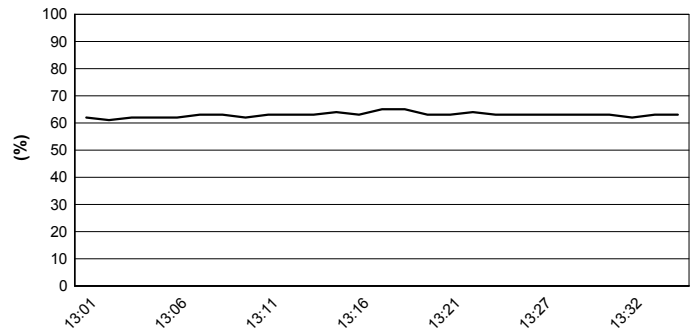
Track Temperature



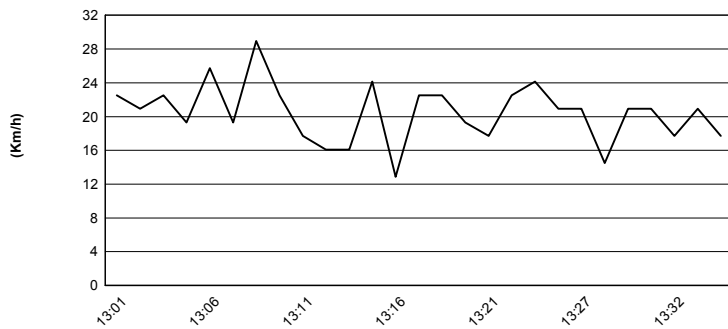
Air Pressure



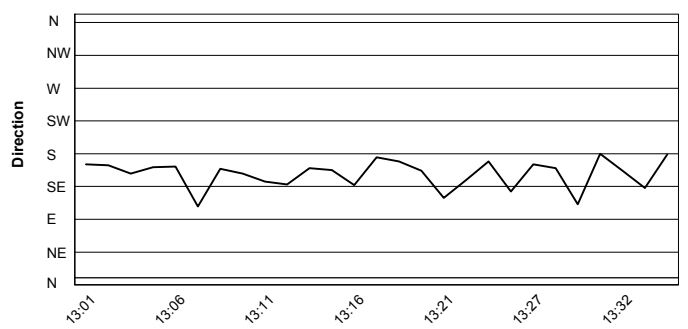
Humidity



Wind Speed



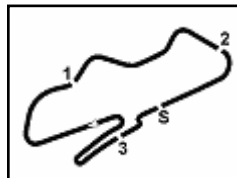
Wind Direction



27/05/2018

These data/results cannot be reproduced, stored and/or transmitted in whole or in part by any manner of electronic, mechanical, photocopying, recording, broadcasting or otherwise now known or herein after developed without the previous express consent by the copyright owner, except for reproduction in daily press and regular printed publications on sale to the public within 60 days of the event related to those data/results and always provided that copyright symbol appears together as follows below.

© DORNA WSBK ORGANIZATION Srl 2018



PROSECCO DOC UK Round, Donington Park 25-27 May 2018 World Superbike - Championship Standings

Donington Park 4.023 m

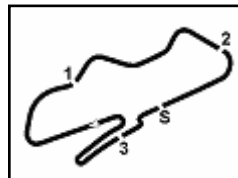
1 / 2

Points	Points From First	Points From Previous	February 25 PHILLIP ISLAND		March 25 BURIRAM		April 15 ARAGÓN		April 22 ASSEN		May 13 IMOLA		May 27 DONINGTON PARK		June 10 BRNO		June 24 LAGUNA SECA		July 8 MISANO		September 16 PORTIMÃO		September 30 MAGNY COURS		October 14 VILLICUM		October 27 LOSAIL				
			1	2	1	2	1	2	1	2	1	2	1	2	1	2	1	2	1	2	1	2	1	2	1	2	1	2	1	2	
1 REA Jonathan (GBR)	245		11	20	25	13	25	20	25	20	25	25	20	16																	
2 DAVIES Chaz (GBR)	181 64		16	25	16	25	20	25	16	11	13	20	8	11																	
3 VAN DER MARK Michael (NED)	163 82 18		7	9	9	20	11	11	20	16	10		25	25																	
4 SYKES Tom (GBR)	163 82 0		20	13	10		10	10	13	25	20	16	16	10																	
5 MELANDRI Marco (ITA)	136 109 27		25	25	8	9	13	16	10	9	16		5																		
6 FORES Xavi (ESP)	124 121 12		13	16	20	11	16		11	13	11	13																			
7 LOWES Alex (GBR)	118 127 6		10	11	11	16	9	13	4	2	6	10	13	13																	
8 RAZGATLIOGLU Toprak (TUR)	78 167 40		3	6	1	8	7	7	6	7	5	8	20																		
9 BAZ Loris (FRA)	67 178 11		5	7	5	4	5	1	9	8	3	5	9	6																	
10 TORRES Jordi (ESP)	64 181 3		8	6			8	7	10	2	11	5	7																		
11 CAMIER Leon (GBR)	56 189 8		9	10	13	10						6	8																		
12 SAVADORI Lorenzo (ITA)	53 192 3				4	7	1	6	1	6	8	11	9																		
13 RINALDI Michael Ruben (ITA)	43 202 10						8	9	4	9	9	4																			
14 MERCADO Leandro (ARG)	38 207 5		6	4	3		3	8	1	6	3	4																			
15 LAVERTY Eugene (IRL)	37 208 1		8	1	7						4	7	10																		
16 RAMOS Román (ESP)	32 213 5		2	5	2	3	6	5	5		4																				
17 GAGNE Jake (USA)	20 225 12		4	3	2	4	4	4					3																		
18 JACOBSEN PJ (USA)	18 227 2		2		6		2	2	3	2	1																				
19 HASLAM Leon (GBR)	14 231 4										7	7																			
20 GIUGLIANO Davide (ITA)	11 234 3						3	3	5																						
21 HERNANDEZ Yonny (COL)	11 234 0				5	2		1		3																					
22 RAY Bradley (GBR)	3 242 8											2	1																		
23 MOSSEY Luke (GBR)	2 243 1												2																		
24 JEZEK Ondrej (CZE)	2 243 0		1								1																				

27/05/2018 First Line: Championship Standings - Second Line: Ranking Progression

These data/results cannot be reproduced, stored and/or transmitted in whole or in part by any manner of electronic, mechanical, photocopying, recording, broadcasting or otherwise now known or herein after developed without the previous express consent by the copyright owner, except for reproduction in daily press and regular printed publications on sale to the public within 60 days of the event related to those data/results and always provided that copyright symbol appears together as follows below.

© DORNA WSBK ORGANIZATION Srl 2018



Donington Park 4.023 m

PROSECCO DOC UK Round, Donington Park 25-27 May 2018 World Superbike - Championship Standings

2 / 2

Points	Points From First	Points From Previous	Independent Riders														
			February 25 PHILLIP ISLAND	March 25 BURIRAM	April 15 ARAGÓN	April 22 ASSEN	May 13 IMOLA	May 27 DONINGTON PARK	June 10 BRNO	June 24 LAGUNA SECA	July 8 MISANO	September 16 PORTIMÃO	September 30 MAGNY COURS	October 14 VILLICUM	October 27 LOSAIL		
1 FORES Xavi (ESP)	124		13 16 1 1	20 11 1 1	16 1 1	11 13 1 1	11 13 1 1	1 1									
2 RAZGATLIOGLU Toprak (TUR)	78 46		3 6 3 3	1 8 3 2	7 7 2 2	6 7 2 2	5 8 2 2	20 2 2									
3 RINALDI Michael Ruben (ITA)	43 81 35				8 9 5 4	4 5 5	9 9 3 3	4 3 3									
4 MERCADO Leandro (ARG)	38 86 5		6 4 2 2	3 2 3	3 8 4 5	1 6 4 4	3 4 5 5	4 4									
5 RAMOS Román (ESP)	32 92 6		2 5 4 4	2 3 4 4	6 5 3 3	5 3 3	4 4 4	4 5 5									
6 JACOBSEN PJ (USA)	18 106 14		2 5	6 5 5	2 5 6	2 3 6 6	2 1 6 6	6 6									
7 HASLAM Leon (GBR)	14 110 4					7 8 8	7 7 7	7 7									
8 HERNANDEZ Yonny (COL)	11 113 3			5 2 6 7	7 7	1 7 7	3 7 7	8 8									
9 RAY Bradley (GBR)	3 121 8						2 1 9 9	9 9									
10 MOSSEY Luke (GBR)	2 122 1						2 10	10									
11 JEZEK Ondrej (CZE)	2 122 0		1 5 6	6 7	8 8	8 8	1 9 9	9 10									

27/05/2018 First Line: Championship Standings - Second Line: Ranking Progression

These data/results cannot be reproduced, stored and/or transmitted in whole or in part by any manner of electronic, mechanical, photocopying, recording, broadcasting or otherwise now known or herein after developed without the previous express consent by the copyright owner, except for reproduction in daily press and regular printed publications on sale to the public within 60 days of the event related to those data/results and always provided that copyright symbol appears together as follows below.

© DORNA WSBK ORGANIZATION Srl 2018

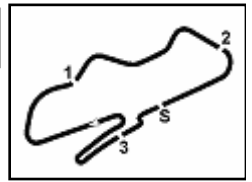
FICR PERUGIA TIMING



Official Tyre Supplier



Official Timekeeper



PROSECCO DOC UK Round, Donington Park 25-27 May 2018

World Superbike - Manufacturers Standings

Donington Park 4.023 m

Points	Points From First	Points From Previous	February 25 PHILLIP ISLAND		March 25 BURIRAM		April 15 ARAGÓN		April 22 ASSEN		May 13 IMOLA		May 27 DONINGTON PARK		June 10 BRNO	June 24 LAGUNA SECA	July 8 MISANO	September 16 PORTIMÃO	September 30 MAGNY COURS	October 14 VILLICUM	October 27 LOSAIL	
			1	2	1	2	1	2	1	2	1	2	1	2								
1	KAWASAKI	263	20	20	25	13	25	20	25	25	25	25	20	20								
			2	2	2	2	2	2	2	1	1	1	1	1								
2	DUCATI	224	39	25	25	20	25	20	25	16	13	16	20	8	11							
			1	1	1	1	1	1	1	1	2	2	2	2								
3	YAMAHA	182	81	42	10	11	11	20	11	13	20	16	10	10	25	25						
			3	3	3	3	3	3	3	3	3	3	3	3	3	3						
4	APRILIA	76	187	106	8	1	7	7	3	6	3	6	8	7	11	9						
			5	6	6	5	5	5	5	6	6	5	5	4	4	4						
5	HONDA	71	192	5	9	10	13	10	4	4	2	3	2	2	6	8						
			4	4	3	4	4	4	4	4	4	4	4	4	5	5						
6	BMW	67	196	4	5	7	5	4	5	1	9	8	3	5	9	6						
			6	5	5	6	5	6	5	6	5	5	6	6	6	6						
7	MV AGUSTA	64	199	3	8	6	6	7	8	7	10	2	11	5	7							
			7	7	7	7	7	7	7	7	7	7	6	7	7							
8	SUZUKI	3	260	61										2	1							
														8	8							

27/05/2018

First Line: Championship Standings - Second Line: Ranking Progression

These data/results cannot be reproduced, stored and/or transmitted in whole or in part by any manner of electronic, mechanical, photocopying, recording, broadcasting or otherwise now known or herein after developed without the previous express consent by the copyright owner, except for reproduction in daily press and regular printed publications on sale to the public within 60 days of the event related to those data/results and always provided that copyright symbol appears together as follows below.

© DORNA WSBK ORGANIZATION Srl 2018

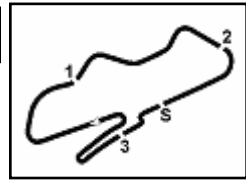
PIRELLI PERUGIA TIMING



Official Tyre Supplier



Official Timekeeper



Donington Park 4.023 m

PROSECCO DOC UK Round, Donington Park 25-27 May 2018
World Superbike - Pirelli Best Lap Award

Points	Points From First	Points From Previous	February 25	March 25	April 15	April 22	May 13	May 27	June 10	June 24	July 8	September 16	September 30	October 14	October 27	
			PHILLIP ISLAND	BURIRAM	ARAGÓN	ASSEN	IMOLA	DONINGTON PARK	BRNO	LAGUNA SECA	MISANO	PORTIMÃO	MAGNY COURS	VILLICUM	LOSAIL	
Fastest Laps																
1 REA Jonathan (GBR)	5			1				1 1 1 1								
2 MELANDRI Marco (ITA)	3 2		1		1 1											
3 SYKES Tom (GBR)	2 3 1	1				1										
4 DAVIES Chaz (GBR)	1 4 1			1												
5 VAN DER MARK Michael (NED)	1 4 0					1										

27/05/2018

These data/results cannot be reproduced, stored and/or transmitted in whole or in part by any manner of electronic, mechanical, photocopying, recording, broadcasting or otherwise now known or herein after developed without the previous express consent by the copyright owner, except for reproduction in daily press and regular printed publications on sale to the public within 60 days of the event related to those data/results and always provided that copyright symbol appears together as follows below.

© DORNA WSBK ORGANIZATION Srl 2018

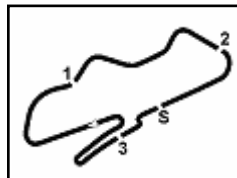
FIKR PERUGIA TIMING



Official Tyre Supplier



Official Timekeeper



PROSECCO DOC UK Round, Donington Park 25-27 May 2018

World Superbike - Rider's Performance

Donington Park 4.023 m

	Points	Points From First	Points From Previous	February 25	March 25	April 15	April 22	May 13	May 27	June 10	June 24	July 8	September 16	September 30	October 14	October 27		
				PHILLIP ISLAND	BURIRAM	ARAGÓN	ASSEN	IMOLA	DONINGTON PARK	BRNO	LAGUNA SECA	MISANO	PORTIMÃO	MAGNY COURS	VILLICUM	LOSAIL	G 1 2	G 1 2
1 REA	245			6 5 2	1 1 4	2 1 2	2 1 2	1 1 1	2 2 3									
2 DAVIES	181	64		5 3 Rt	9 3 1	11 2 1	8 3 5	3 4 2	9 8 5									
3 VAN DER MARK	163	82	18	8 9 7	10 7 2	6 5 5	7 2 3	12 6 Rt	6 1 1									
4 SYKES	163	82	0	1 2 4	2 6 Rt	3 6 6	6 4 1	2 2 3	1 3 6									
5 MELANDRI	136	109	27	3 1 1	7 8 7	1 4 3	5 6 7	4 3 Rt	12 22 11									
6 FORES	124	121	12	7 4 3	5 2 5	4 3 Rt	3 5 4	5 5 4	22 Rt Rt									
7 LOWES	118	127	6	4 6 5	6 5 3	5 7 4	1 12 14	10 10 6	5 4 4									
8 RAZGATLIOGLU	78	167	40	9 13 10	12 15 8	16 9 9	11 10 9	14 11 8	8 21 2									
9 BAZ	67	178	11	14 11 9	15 11 12	19 11 15	10 7 8	13 13 11	3 7 10									
10 TORRES	64	181	3	12 Rt 8	4 10 Rt	7 Rt 8	9 9 6	7 14 5	14 11 9									
11 CAMIER	56	189	8	11 7 6	3 4 6	9 Rt			13 10 8									
12 SAVADORI	53	192	3	10	11 12 9	10 15 10	4 15 10	9 8 Rt	4 5 7									
13 RINALDI	43	202	10			8 8 7	12 Rt 12	8 7 7	15 12 Rt									
14 MERCADO	38	207	5	17 10 12	13 13 Rt	15 Rt 13	13 8 Rt	16 15 10	18 13 12									
15 LAVERTY	37	208	1	2 8 15	8 9 Rt			6 12 9	7 6 Rt									
16 RAMOS	32	213	5	15 14 11	16 14 13	18 10 11	14 11 Rt	15 Rt 12	20 19 Rt									
17 GAGNE	20	225	12	13 12 13	14 18 14	13 12 12	19	19 16 Rt	21 16 13									
18 JACOBSEN	18	227	2	22 16 14	17 17 10	17 16 14	15 14 13	17 Rt 14	19 15 16									
19 HASLAM	14	231	4					11 9 16	11 9 Rt									
20 GIUGLIANO	11	234	3			14 13 18	16 13 11											
21 HERNANDEZ	11	234	0	18 Rt	18 16 11	20 14 16	17 16 15	21 17 13										
22 RAY	3	242	8						10 14 15									
23 JEZEK	2	243	1	20 15 Rt	19 Rt Ex	21 Ex Ex	18 Ex Ex	20 18 15	17 18 17									
24 MOSSEY	2	243	0						16 17 14									

G = Grid - 1 = Race 1 - 2 = Race 2

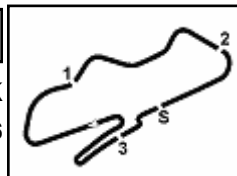
Ns = Did Not Start - Rt = Retired - Ex = Excluded

27/05/2018

These data/results cannot be reproduced, stored and/or transmitted in whole or in part by any manner of electronic, mechanical, photocopying, recording, broadcasting or otherwise now known or herein after developed without the previous express consent by the copyright owner, except for reproduction in daily press and regular printed publications on sale to the public within 60 days of the event related to those data/results and always provided that copyright symbol appears together as follows below.

© DORNA WSBK ORGANIZATION Srl 2018





PROSECCO DOC UK Round, Donington Park 25-27 May 2018 World Superbike - Best Laps & Speeds

Donington Park 4.023 m

No.	Rider Bike	Nat	Best Lap		FP1		FP2		FP3		FP4		SP1		SP2		RC1		WUP		RC2	
			LL	SPD	LL	SPD	LL	SPD	LL	SPD	LL	SPD	LL	SPD	LL	SPD	LL	SPD	LL	SPD	LL	SPD
1	66 T. SYKES Kawasaki ZX-10RR	GBR	1'26.663		1'44.793	1'38.593	1'28.207	1'27.786							1'26.663	1'28.080	1'27.807	1'28.314				
			113	270,1	13	251,2	13	257,2	17	265,5	10	266,1			5	264,2	23	269,5	9	265,5	23	270,1
2	1 J. REA Kawasaki ZX-10RR	GBR	1'26.956		1'44.229	1'39.106	1'28.003	1'27.664							1'26.956	1'27.974	1'27.720	1'27.983				
			109	275,0	6	248,3	8	254,8	20	268,1	13	266,8			6	265,5	23	270,8	10	267,4	23	275,0
3	76 L. BAZ BMW S 1000 RR	FRA	1'27.348		1'45.236	1'39.891	1'29.242	1'28.759							1'27.348	1'28.486	1'28.781	1'29.124				
			125	269,5	16	240,5	17	255,4	19	264,8	13	267,4			6	264,8	23	268,8	8	266,8	23	269,5
4	32 L. SAVADORI Aprilia RSV4 RF	ITA	1'27.355		1'48.414	1'39.933	1'28.540	1'28.781							1'27.355	1'28.311	1'28.553	1'28.258				
			113	269,5	14	238,4	14	248,9	16	264,8	10	262,2			6	268,1	23	269,5	7	268,1	23	268,1
5	22 A. LOWES Yamaha YZF R1	GBR	1'27.422		1'47.272	1'39.296	1'28.567	1'28.097							1'27.422	1'28.101	1'28.120	1'28.284				
			110	272,2	4	248,3	15	256,0	18	266,8	12	266,8			6	267,4	23	270,8	9	272,2	23	271,5
6	60 M. VAN DER MARK Yamaha YZF R1	NED	1'27.472			1'40.879	1'28.768	1'28.180							1'27.472	1'28.087	1'28.240	1'28.195				
			111	270,8		19	256,0	17	268,1	13	268,8			7	266,8	23	270,8	9	269,5	23	270,8	
7	50 E. LAVERTY Aprilia RSV4 RF	IRL	1'27.508		1'50.415	1'40.830	1'28.650	1'28.254							1'27.508	1'28.480	1'28.013	1'29.228				
			104	271,5	11	237,3	14	251,8	15	267,4	13	266,8			6	269,5	23	271,5	7	270,8	15	270,1
8	54 T. RAZGATLIOGLU Kawasaki ZX-10RR	TUR	1'27.611		1'51.999	1'44.560	1'29.347	1'28.562	1'27.799						1'27.631	1'28.471	1'27.611	1'28.088				
			123	269,5	10	240,0	14	247,7	17	267,4	13	266,1	8	268,1	6	264,8	23	268,1	9	266,1	23	269,5
9	7 C. DAVIES Ducati Panigale R	GBR	1'27.749		1'47.658	1'40.565	1'29.719	1'28.267	1'28.060						1'27.749	1'28.660	1'28.228	1'28.217				
			115	272,2	11	241,6	18	254,8	7	266,8	12	266,8	6	266,1	6	266,1	23	270,8	9	266,8	23	272,2
10	28 B. RAY Suzuki GSX-R1000	GBR	1'27.946			1'44.549	1'29.257	1'29.542							1'27.946	1'28.963	1'29.276	1'29.248				
			104	266,8		15	246,6	17	262,2	12	262,2			6	260,3	23	266,8	8	261,6	23	266,1	
11	91 L. HASLAM Kawasaki ZX-10RR	GBR	1'27.967		1'47.575	1'40.872	1'28.841	1'28.476							1'27.967	1'28.438	1'28.434	1'29.257				
			97	270,1	7	243,2	16	255,4	17	263,5	10	266,1			6	266,8	23	270,1	10	266,1	8	268,1
12	2 L. CAMIER Honda CBR1000RR	GBR	1'28.108		1'46.288	1'39.886	1'29.417	1'28.744	1'28.108							1'28.799	1'28.564	1'29.068				
			102	267,4	4	240,5	13	251,2	16	261,0	9	259,1	7	260,3		23	265,5	7	261,0	23	267,4	
13	33 M. MELANDRI Ducati Panigale R	ITA	1'28.130		1'46.768	1'40.367	1'29.275	1'29.137							1'28.130	1'28.655	1'28.592	1'28.749				
			115	270,1	11	238,4	15	254,2	18	267,4	10	266,1			6	266,8	23	269,5	9	269,5	23	270,1
14	81 J. TORRES MV Agusta 1000 F4	ESP	1'28.230		1'47.971	1'42.352		1'28.486	1'28.230							1'28.923	1'28.872	1'29.029				
			108	268,8	14	234,7	18	250,0			13	264,2	8	263,5		23	268,1	9	264,2	23	268,8	
15	21 M. RINALDI Ducati Panigale R	ITA	1'28.376		1'47.501	1'40.768	1'31.558	1'29.554	1'28.376							1'29.143	1'28.996					
			97	269,5	17	241,6	16	253,6	15	262,9	10	262,2	7	263,5		23	269,5	9	263,5			
16	40 R. RAMOS Kawasaki ZX-10RR	ESP	1'28.850		1'52.052	1'43.218	1'30.460	1'29.172								1'29.472	1'29.732	1'29.601				
			97	266,8	6	236,3	16	246,0	15	259,7	11	260,3	8	259,7		23	264,8	4	264,2	14	266,8	
17	41 L. MOSSEY Kawasaki ZX-10RR	GBR	1'28.885		1'48.461	1'40.770	1'29.279	1'30.275	1'28.885							1'29.686	1'29.749	1'29.127				
			119	266,8	15	231,2	15	249,4	16	259,7	10	257,8	8	263,5		23	265,5	9	262,2	23	266,8	
18	45 J. GAGNE Honda CBR1000RR	USA	1'28.943		1'47.621	1'41.889	1'30.377	1'29.411	1'29.173							1'29.727	1'28.943	1'29.381				
			117	268,1	10	239,4	16	249,4	19	260,3	10	261,6	7	261,6		23	265,5	9	263,5	23	268,1	
19	37 O. JEZEK Yamaha YZF R1	CZE	1'28.958			1'43.264	1'30.889	1'29.459	1'28.958							1'29.925	1'29.511	1'29.809				
			90	262,2		7	245,5	12	256,0	9	256,6	7	259,7		23	262,2	9	257,8	23	262,2		
20	36 L. MERCADO Kawasaki ZX-10RR	ARG	1'28.969		1'46.612	1'41.197	1'29.708	1'29.380	1'28.969							1'29.261	1'29.198	1'29.183				
			118	266,1	16	242,7	16	251,8	18	263,5	9	259,1	4	261,0		23	265,5	9	264,2	23	266,1	
21	12 X. FORES Ducati Panigale R	ESP	1'29.056		1'48.800	1'40.116	1'30.925	1'29.872	1'29.315							1'29.785	1'29.056	1'29.612				
			77	267,4	12	238,9	13	250,6	5	261,6	8	262,9	7	264,8		10	267,4	9	263,5	13	267,4	
22	99 P. JACOBSEN Honda CBR1000RR	USA	1'29.119		1'47.401	1'41.692	1'30.087	1'29.547	1'29.119							1'29.591	1'29.392	1'29.436				
			118	272,9	14	244,3	14	254,2	15	265,5	12	265,5	8	266,1		23	270,1	9	268,1	23	272,9	
23	44 G. REA Suzuki GSX-R1000	GBR	1'29.376		1'47.762	1'40.669	1'30.647	1'31.219	1'29.376							1'30.469	1'29.817	1'30.167				
			108	263,5	13	236,8	15	251,8	10	259,7	8	257,8	7	259,7		23	262,2	9	262,9	23	263,5	
24	94 N. CANEPA Yamaha YZF R1	ITA	1'29.530		1'46.700	1'41.936	1'29.616	1'30.116	1'29.530							1'29.926	1'29.648	1'30.126				
			119	266,1	13	243,8	14	248,3	18	264,2	12	265,5	7	266,1		23	264,8	9	266,1	23	265,5	
25	55 M. LAW Kawasaki ZX-10RR	GBR	1'30.258		1'59.949	1'41.775	1'30.277	1'30.596									1'30.906	1'30.258				
			77	263,5	3	232,7	18	247,2	21	262,2	11	262,2					8	261,6	16	263,5		

27/05/2018

These data/results cannot be reproduced, stored and/or transmitted in whole or in part by any manner of electronic, mechanical, photocopying, recording, broadcasting or otherwise now known or herein after developed without the previous express consent by the copyright owner, except for reproduction in daily press and regular printed publications on sale to the public within 60 days of the event related to those data/results and always provided that copyright symbol appears together as follows below.

© DORNA WSBK ORGANIZATION Srl 2018

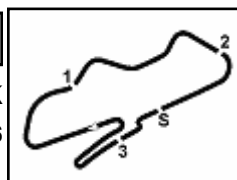
FIGR PERUGIA TIMING



Official Tyre Supplier



Official Timekeeper



PROSECCO DOC UK Round, Donington Park 25-27 May 2018

World Superbike - Race Winners

	2015	2016	2017	2018
01 Phillip Island	R1: Rea (Gbr) Kaw R2: Haslam (Gbr) Apr	R1: Rea (Gbr) Kaw R2: Rea (Gbr) Kaw	R1: Rea (Gbr) Kaw R2: Rea (Gbr) Kaw	R1: Melandri (Ita) Duc R2: Melandri (Ita) Duc
02 Chang	R1: Rea (Gbr) Kaw R2: Rea (Gbr) Kaw	R1: Rea (Gbr) Kaw R2: Sykes (Gbr) Kaw	R1: Rea (Gbr) Kaw R2: Rea (Gbr) Kaw	R1: Rea (Gbr) Kaw R2: Davies (Gbr) Duc
03 Motorland Aragon	R1: Rea (Gbr) Kaw R2: Davies (Gbr) Duc	R1: Davies (Gbr) Duc R2: Davies (Gbr) Duc	R1: Rea (Gbr) Kaw R2: Davies (Gbr) Duc	R1: Rea (Gbr) Kaw R2: Davies (Gbr) Duc
04 TT Circuit Assen	R1: Rea (Gbr) Kaw R2: Rea (Gbr) Kaw	R1: Rea (Gbr) Kaw R2: Rea (Gbr) Kaw	R1: Rea (Gbr) Kaw R2: Rea (Gbr) Kaw	R1: Rea (Gbr) Kaw R2: Sykes (Gbr) Kaw
05 Autodromo Imola	R1: Rea (Gbr) Kaw R2: Rea (Gbr) Kaw	R1: Davies (Gbr) Duc R2: Davies (Gbr) Duc	R1: Davies (Gbr) Duc R2: Davies (Gbr) Duc	R1: Rea (Gbr) Kaw R2: Rea (Gbr) Kaw
06 Donington Park	R1: Sykes (Gbr) Kaw R2: Sykes (Gbr) Kaw	R1: Sykes (Gbr) Kaw R2: Sykes (Gbr) Kaw	R1: Sykes (Gbr) Kaw R2: Rea (Gbr) Kaw	R1: van der Mark (Ned) Yam R2: van der Mark (Ned) Yam
08 Laguna Seca	R1: Davies (Gbr) Duc R2: Davies (Gbr) Duc	R1: Rea (Gbr) Kaw R2: Sykes (Gbr) Kaw	R1: Davies (Gbr) Duc R2: Rea (Gbr) Kaw	
09 Misano World Circuit	R1: Sykes (Gbr) Kaw R2: Rea (Gbr) Kaw	R1: Rea (Gbr) Kaw R2: Rea (Gbr) Kaw	R1: Sykes (Gbr) Kaw R2: Melandri (Ita) Duc	
10 Portimão	R1: Rea (Gbr) Kaw R2: Rea (Gbr) Kaw		R1: Rea (Gbr) Kaw R2: Rea (Gbr) Kaw	
11 Magny-Cours	R1: Rea (Gbr) Kaw R2: Rea (Gbr) Kaw	R1: Davies (Gbr) Duc R2: Davies (Gbr) Duc	R1: Rea (Gbr) Kaw R2: Davies (Gbr) Duc	
13 Losail	R1: Torres (Esp) Apr R2: Haslam (Gbr) Apr	R1: Davies (Gbr) Duc R2: Davies (Gbr) Duc	R1: Rea (Gbr) Kaw R2: Rea (Gbr) Kaw	

2018

- 5 J. Rea
- 2 C. Davies
- 2 M. Melandri
- 2 **M. van der Mark**
- 1 T. Sykes

ALL TIMES

- | | | | | |
|----------------|-----------------|----------------|--------------------------|-----------------|
| 59 C. Fogarty | 16 N. Hodgson | 7 B. Bostrom | 2 P. Goddard | 1 A. Vieira |
| 59 J. Rea | 16 J. Toseland | 5 D. Tardozzi | 2 M. Lucchinelli | 1 A. Morillas |
| 52 T. Bayliss | 14 J. Kocinski | 5 L. Haslam | 2 M. Dowson | 1 G. Goodfellow |
| 43 N. Haga | 14 S. Russell | 4 R. Phillis | 2 K. Magee | 1 P. Picotte |
| 34 T. Sykes | 14 B. Spies | 4 Y. Kagayama | 2 H. Izutsu | 1 T. Kipp |
| 33 T. Corser | 13 A. Slight | 4 M. Fabrizio | 2 S. Byrne | 1 A. Meklau |
| 31 C. Edwards | 13 E. Laverty | 3 M. Doohan | 2 M. Neukirchner | 1 J. Reynolds |
| 29 C. Davies | 11 S. Mertens | 3 A. Yanagawa | 2 L. Baz | 1 C. Walker |
| 27 D. Polen | 11 R. Xaus | 3 M. Tamada | 2 M. van der Mark | 1 N. Hayden |
| 24 C. Checa | 11 R. Laconi | 3 L. Lanzi | 1 A. Ryo | 1 A. Pitt |
| 23 R. Roche | 10 F. Pirovano | 3 R. Kiyonari | 1 K. Kitagawa | 1 G. McCoy |
| 22 M. Melandri | 10 C. Vermeulen | 3 C. Crutchlow | 1 Y. Takeda | 1 F. Nieto |
| 21 M. Biaggi | 9 S. Guintoli | 2 M. Lucchiari | 1 T. Aoki | 1 A. Barros |
| 17 P. Chili | 8 F. Merkel | 2 T. Rymer | 1 J. Whitham | 1 J. Torres |
| 16 G. Falappa | 8 A. Gobert | 2 D. Chandler | | |

27/05/2018

These data/results cannot be reproduced, stored and/or transmitted in whole or in part by any manner of electronic, mechanical, photocopying, recording, broadcasting or otherwise now known or herein after developed without the previous express consent by the copyright owner, except for reproduction in daily press and regular printed publications on sale to the public within 60 days of the event related to those data/results and always provided that copyright symbol appears together as follows below.

© DORNA WSBK ORGANIZATION Srl 2018

FKR PERUGIA TIMING



Official Tyre Supplier



Official Timekeeper

