

PROSECCO DOC UK Round, Donington Park 25-27 May 2018

World Superbike - Biographical Entry List

Donington Park 4.023 m

No.	Rider (Abbreviation)	Nat	Bike	Wins	Podiums	Pole	Races	Tyres	Class
Age	Date of Birth	Place of Birth	Team	2018	2018	2018	2018		
1	1 REA Jonathan (Rea) 31 02/02/1987	GBR	Kawasaki ZX-10RR Kawasaki Racing Team WorldSBK	59 5	120 8	16 2	228 10	Pirelli	
2	2 CAMIER Leon (Cam) 31 04/08/1986	GBR	Honda CBR1000RR Red Bull Honda World Superbike Team		9		190 5	Pirelli	
3	7 DAVIES Chaz (Dav) 31 10/02/1987	GBR	Ducati Panigale R Aruba.it Racing - Ducati	29 2	74 7	5	162 10	Pirelli	
4	12 FORES Xavi (For) 32 16/09/1985	ESP	Ducati Panigale R Barni Racing Team		4 3		76 10	Pirelli	IND
5**	21 RINALDI Michael Ruben (Rin) 22 21/12/1995	ITA	Ducati Panigale R Aruba.it Racing - Junior Team				6 6	Pirelli	IND
6	22 LOWES Alex (Low) 27 14/09/1990	GBR	Yamaha YZF R1 Pata Yamaha Official WorldSBK Team		8 1	1 1	114 10	Pirelli	
7*	28 RAY Bradley (Ray) 21 16/05/1997	GBR	Suzuki GSX-R1000 Buildbase Suzuki					Pirelli	IND
8	32 SAVADORI Lorenzo (Sav) 25 04/04/1993	ITA	Aprilia RSV4 RF Milwaukee Aprilia				59 8	Pirelli	
9	33 MELANDRI Marco (Mel) 35 07/08/1982	ITA	Ducati Panigale R Aruba.it Racing - Ducati	22 2	66 4	3 1	138 10	Pirelli	
10	36 MERCADO Leandro (Mer) 26 15/02/1992	ARG	Kawasaki ZX-10RR Orelac Racing VerdNatura				70 10	Pirelli	IND
11	37 JEZEK Ondrej (Jez) 29 15/03/1989	CZE	Yamaha YZF R1 Guandalini Racing				34 10	Pirelli	IND
12	40 RAMOS Román (Ram) 27 06/01/1991	ESP	Kawasaki ZX-10RR Team GoEleven Kawasaki				84 10	Pirelli	IND
13	41 MOSSEY Luke (Mos) 25 22/09/1992	GBR	Kawasaki ZX-10RR Team Pedercini Racing					Pirelli	IND
14*	44 REA Gino (ReG) 28 18/09/1989	GBR	Suzuki GSX-R1000 OMG Racing UK					Pirelli	IND
15	45 GAGNE Jake (Gag) 24 27/08/1993	USA	Honda CBR1000RR Red Bull Honda World Superbike Team				14 8	Pirelli	
16	50 LAVERTY Eugene (Lav) 31 03/06/1986	IRL	Aprilia RSV4 RF Milwaukee Aprilia	13	33	2	136 6	Pirelli	
17	54 RAZGATLIOGLU Toprak (Raz) 21 16/10/1996	TUR	Kawasaki ZX-10RR Kawasaki Puccetti Racing				10 10	Pirelli	IND
18**	55 LAW Mason (Law) 22 25/11/1995	GBR	Kawasaki ZX-10RR Team WD40					Pirelli	IND
19	60 VAN DER MARK Michael (vdM) 25 26/10/1992	NED	Yamaha YZF R1 Pata Yamaha Official WorldSBK Team		14 3	1	88 10	Pirelli	
20	66 SYKES Tom (Syk) 32 19/08/1985	GBR	Kawasaki ZX-10RR Kawasaki Racing Team WorldSBK	34 1	104 4	43 1	244 10	Pirelli	
21	76 BAZ Loris (Baz) 25 01/02/1993	FRA	BMW S 1000 RR GULF ALTHEA BMW Racing Team	2	14	2	71 10	Pirelli	
22	81 TORRES Jordi (Tor) 30 27/08/1987	ESP	MV Agusta 1000 F4 MV Agusta Reparto Corse	1	4		87 10	Pirelli	
23**	91 HASLAM Leon (Has) 34 31/05/1983	GBR	Kawasaki ZX-10RR Kawasaki Puccetti Racing	5	39	3	215 2	Pirelli	IND
24**	94 CANEPA Niccolò (Can) 30 14/05/1988	ITA	Yamaha YZF R1 Yamaha Motor Europe				75	Pirelli	IND
25	99 JACOBSEN PJ (Jac) 24 07/08/1993	USA	Honda CBR1000RR TripleM Honda World Superbike Team				10 10	Pirelli	IND

25/05/2018

* = Wild Card

** = One Event

These data/results cannot be reproduced, stored and/or transmitted in whole or in part by any manner of electronic, mechanical, photocopying, recording, broadcasting or otherwise now known or herein after developed without the previous express consent by the copyright owner, except for reproduction in daily press and regular printed publications on sale to the public within 60 days of the event related to those data/results and always provided that copyright symbol appears together as follows below.

© DORNA WSBK ORGANIZATION Srl 2018

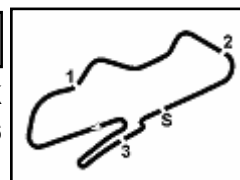
FIKX PERUGIA TIMING



Official Tyre Supplier



Official Timekeeper



PROSECCO DOC UK Round, Donington Park 25-27 May 2018

World Superbike - Results Free Practice 1st Session

Donington Park 4.023 m

1 / 2

No.	Rider	Nat	Team	Bike	Class	Time	Gap	Rel.	Laps	Speed	
										Avg	Max
1	1 J. REA	GBR	Kawasaki Racing Team WorldSBK	Kawasaki ZX-10RR		1'44.229			6	138,952	248,3
2	66 T. SYKES	GBR	Kawasaki Racing Team WorldSBK	Kawasaki ZX-10RR		1'44.793	0.564	0.564	13	138,204	251,2
3	76 L. BAZ	FRA	GULF ALTHEA BMW Racing Team	BMW S 1000 RR		1'45.236	1.007	0.443	16	137,622	240,6
4	2 L. CAMIER	GBR	Red Bull Honda World Superbike Team	Honda CBR1000RR		1'46.288	2.059	1.052	4	136,260	240,6
5	36 L. MERCADO	ARG	Orelac Racing VerdNatura	Kawasaki ZX-10RR	IND	1'46.612	2.383	0.324	16	135,846	242,7
6	94 N. CANEPA	ITA	Yamaha Motor Europe	Yamaha YZF R1	IND	1'46.700	2.471	0.088	13	135,734	243,8
7	33 M. MELANDRI	ITA	Aruba.it Racing - Ducati	Ducati Panigale R		1'46.768	2.539	0.068	11	135,647	238,4
8	22 A. LOWES	GBR	Pata Yamaha Official WorldSBK Team	Yamaha YZF R1		1'47.272	3.043	0.504	4	135,010	248,3
9	99 P. JACOBSEN	USA	TripleM Honda World Superbike Team	Honda CBR1000RR	IND	1'47.401	3.172	0.129	14	134,848	244,4
10	21 M. RINALDI	ITA	Aruba.it Racing - Junior Team	Ducati Panigale R	IND	1'47.501	3.272	0.100	17	134,722	241,6
11	91 L. HASLAM	GBR	Kawasaki Puccetti Racing	Kawasaki ZX-10RR	IND	1'47.575	3.346	0.074	7	134,630	243,3
12	45 J. GAGNE	USA	Red Bull Honda World Superbike Team	Honda CBR1000RR		1'47.621	3.392	0.046	10	134,572	239,5
13	7 C. DAVIES	GBR	Aruba.it Racing - Ducati	Ducati Panigale R		1'47.658	3.429	0.037	11	134,526	241,6
14	44 G. REA	GBR	OMG Racing UK	Suzuki GSX-R1000	IND	1'47.762	3.533	0.104	13	134,396	236,9
15	81 J. TORRES	ESP	MV Agusta Reparto Corse	MV Agusta 1000 F4		1'47.971	3.742	0.209	14	134,136	234,8
16	32 L. SAVADORI	ITA	Milwaukee Aprilia	Aprilia RSV4 RF		1'48.414	4.185	0.443	14	133,588	238,4
17	41 L. MOSSEY	GBR	Team Pedercini Racing	Kawasaki ZX-10RR	IND	1'48.461	4.232	0.047	15	133,530	231,3
18	12 X. FORES	ESP	Barni Racing Team	Ducati Panigale R	IND	1'48.800	4.571	0.339	12	133,114	239,0
19	50 E. LAVERTY	IRL	Milwaukee Aprilia	Aprilia RSV4 RF		1'50.415	6.186	1.615	11	131,167	237,4
----- Out 107% in this Session -----											
20	54 T. RAZGATLIOGLU	TUR	Kawasaki Puccetti Racing	Kawasaki ZX-10RR	IND	1'51.999	7.770	1.584	10	129,312	240,0
21	40 R. RAMOS	ESP	Team GoEleven Kawasaki	Kawasaki ZX-10RR	IND	1'52.052	7.823	0.053	6	129,251	236,3
22	55 M. LAW	GBR	Team WD40	Kawasaki ZX-10RR	IND	1'59.949	15.720	7.897	3	120,741	232,8
23	37 O. JEZEK	CZE	Guandalini Racing	Yamaha YZF R1	IND				0		
24	60 M. VAN DER MARK	NED	Pata Yamaha Official WorldSBK Team	Yamaha YZF R1					0		
25	28 B. RAY	GBR	Buildbase Suzuki	Suzuki GSX-R1000	IND				0		

Qualifying Lap Time (107% of 1'44.229): 1'51.526

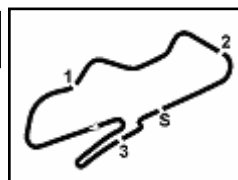
AIR	Humidity:	93%	Temp:	11°C
TRACK	Condition:	Wet	Temp:	15°C

Records	Pole (SP2)	2017 T.Sykes	1'26.641	167,160	Km/h
	Race (RC2)	2016 J.Rea	1'27.605	165,320	Km/h
	Circuit (SP2)	2017 T.Sykes	1'26.641	167,160	Km/h

Start 25/05/2018 09:45 End 10:27 The results are provisional until the end of the time limit for protests and appeals and the completion of the technical checks.

These data/results cannot be reproduced, stored and/or transmitted in whole or in part by any manner of electronic, mechanical, photocopying, recording, broadcasting or otherwise now known or herein after developed without the previous express consent by the copyright owner, except for reproduction in daily press and regular printed publications on sale to the public within 60 days of the event related to those data/results and always provided that copyright symbol appears together as follows below.

© DORNA WSBK ORGANIZATION Srl 2018



PROSECCO DOC UK Round, Donington Park 25-27 May 2018

World Superbike - Results Free Practice 1st Session

Session Highlights

Local Time	No. Rider	Description
09.45.00		Start
09.45.05		WorldSBK Pit Intervention Time: 48secs
10.12.41	45 J. GAGNE	Technical Problem - Turn 7
10.27.31		End Of Session

Fastest Laps Sequence

No.	Rider	Nat	Team	Bike	Local Time	Time	Gap	Avg
76	L. BAZ	FRA	GULF ALTHEA BMW Racing Team	BMW S 1000 RR	09:49'06.591	1'54.920		126,025
94	N. CANEPA	ITA	Yamaha Motor Europe	Yamaha YZF R1	09:49'38.798	1'52.741	-2.179	128,461
36	L. MERCADO	ARG	Orelac Racing VerdNatura	Kawasaki ZX-10RR	09:49'39.368	1'51.329	-1.412	130,090
76	L. BAZ	FRA	GULF ALTHEA BMW Racing Team	BMW S 1000 RR	09:50'57.675	1'51.084	-0.245	130,377
94	N. CANEPA	ITA	Yamaha Motor Europe	Yamaha YZF R1	09:51'29.283	1'50.485	-0.599	131,084
76	L. BAZ	FRA	GULF ALTHEA BMW Racing Team	BMW S 1000 RR	09:52'46.169	1'48.494	-1.991	133,489
76	L. BAZ	FRA	GULF ALTHEA BMW Racing Team	BMW S 1000 RR	09:54'34.473	1'48.304	-0.190	133,724
36	L. MERCADO	ARG	Orelac Racing VerdNatura	Kawasaki ZX-10RR	09:55'07.287	1'48.245	-0.059	133,796
44	G. REA	GBR	OMG Racing UK	Suzuki GSX-R1000	09:55'07.801	1'47.762	-0.483	134,396
76	L. BAZ	FRA	GULF ALTHEA BMW Racing Team	BMW S 1000 RR	09:58'18.188	1'47.600	-0.162	134,599
94	N. CANEPA	ITA	Yamaha Motor Europe	Yamaha YZF R1	09:58'42.430	1'47.423	-0.177	134,820
22	A. LOWES	GBR	Pata Yamaha Official WorldSBK Team	Yamaha YZF R1	10:00'17.311	1'47.272	-0.151	135,010
36	L. MERCADO	ARG	Orelac Racing VerdNatura	Kawasaki ZX-10RR	10:00'30.563	1'47.265	-0.007	135,019
66	T. SYKES	GBR	Kawasaki Racing Team WorldSBK	Kawasaki ZX-10RR	10:04'03.099	1'46.681	-0.584	135,758
66	T. SYKES	GBR	Kawasaki Racing Team WorldSBK	Kawasaki ZX-10RR	10:05'49.709	1'46.610	-0.071	135,848
66	T. SYKES	GBR	Kawasaki Racing Team WorldSBK	Kawasaki ZX-10RR	10:07'35.320	1'45.611	-0.999	137,133
66	T. SYKES	GBR	Kawasaki Racing Team WorldSBK	Kawasaki ZX-10RR	10:09'20.113	1'44.793	-0.818	138,204
1	J. REA	GBR	Kawasaki Racing Team WorldSBK	Kawasaki ZX-10RR	10:24'29.903	1'44.486	-0.307	138,610
1	J. REA	GBR	Kawasaki Racing Team WorldSBK	Kawasaki ZX-10RR	10:26'14.132	1'44.229	-0.257	138,952

Start 25/05/2018 09:45 End 10:27 The results are provisional until the end of the time limit for protests and appeals and the completion of the technical checks.

These data/results cannot be reproduced, stored and/or transmitted in whole or in part by any manner of electronic, mechanical, photocopying, recording, broadcasting or otherwise now known or herein after developed without the previous express consent by the copyright owner, except for reproduction in daily press and regular printed publications on sale to the public within 60 days of the event related to those data/results and always provided that copyright symbol appears together as follows below.

© DORNA WSBK ORGANIZATION Srl 2018



PROSECCO DOC UK Round, Donington Park 25-27 May 2018

World Superbike - Best Sectors & Speed Free Practice 1st Session

BEST LAP			
1	1 J. REA	Kawasaki ZX-10RR	1'44.229
2	66 T. SYKES	Kawasaki ZX-10RR	1'44.793
3	76 L. BAZ	BMW S 1000 RR	1'45.236
4	2 L. CAMIER	Honda CBR1000RR	1'46.288
5	36 L. MERCADO	Kawasaki ZX-10RR	1'46.612
6	94 N. CANEPA	Yamaha YZF R1	1'46.700
7	33 M. MELANDRI	Ducati Panigale R	1'46.768
8	22 A. LOWES	Yamaha YZF R1	1'47.272
9	99 P. JACOBSEN	Honda CBR1000RR	1'47.401
10	21 M. RINALDI	Ducati Panigale R	1'47.501
11	91 L. HASLAM	Kawasaki ZX-10RR	1'47.575
12	45 J. GAGNE	Honda CBR1000RR	1'47.621
13	7 C. DAVIES	Ducati Panigale R	1'47.658
14	44 G. REA	Suzuki GSX-R1000	1'47.762
15	81 J. TORRES	MV Agusta 1000 F4	1'47.971
16	32 L. SAVADORI	Aprilia RSV4 RF	1'48.414
17	41 L. MOSSEY	Kawasaki ZX-10RR	1'48.461
18	12 X. FORES	Ducati Panigale R	1'48.800
19	50 E. LAVERTY	Aprilia RSV4 RF	1'50.415
20	54 T. RAZGATLIOGLU	Kawasaki ZX-10RR	1'51.999
21	40 R. RAMOS	Kawasaki ZX-10RR	1'52.052
22	55 M. LAW	Kawasaki ZX-10RR	1'59.949
23	60 M. VAN DER MARK	Yamaha YZF R1	
24	28 B. RAY	Suzuki GSX-R1000	
25	37 O. JEZEK	Yamaha YZF R1	

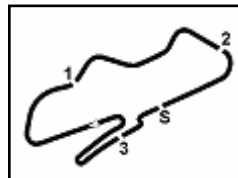
SPEED			
1	66 T. SYKES	Kawasaki ZX-10RR	251,2
2	22 A. LOWES	Yamaha YZF R1	248,3
3	1 J. REA	Kawasaki ZX-10RR	248,3
4	99 P. JACOBSEN	Honda CBR1000RR	244,4
5	94 N. CANEPA	Yamaha YZF R1	243,8
6	91 L. HASLAM	Kawasaki ZX-10RR	243,3
7	36 L. MERCADO	Kawasaki ZX-10RR	242,7
8	7 C. DAVIES	Ducati Panigale R	241,6
9	21 M. RINALDI	Ducati Panigale R	241,6
10	76 L. BAZ	BMW S 1000 RR	240,6
11	2 L. CAMIER	Honda CBR1000RR	240,6
12	54 T. RAZGATLIOGLU	Kawasaki ZX-10RR	240,0
13	45 J. GAGNE	Honda CBR1000RR	239,5
14	12 X. FORES	Ducati Panigale R	239,0
15	33 M. MELANDRI	Ducati Panigale R	238,4
16	32 L. SAVADORI	Aprilia RSV4 RF	238,4
17	50 E. LAVERTY	Aprilia RSV4 RF	237,4
18	44 G. REA	Suzuki GSX-R1000	236,9
19	40 R. RAMOS	Kawasaki ZX-10RR	236,3
20	81 J. TORRES	MV Agusta 1000 F4	234,8
21	55 M. LAW	Kawasaki ZX-10RR	232,8
22	41 L. MOSSEY	Kawasaki ZX-10RR	231,3

SEG. 1			SEG. 2			SEG. 3			SEG. 4		
1	1 J. REA	22.210	1	66 T. SYKES	29.733	1	1 J. REA	26.064	1	1 J. REA	26.048
2	66 T. SYKES	22.355	2	33 M. MELANDRI	29.765	2	76 L. BAZ	26.180	2	76 L. BAZ	26.296
3	2 L. CAMIER	22.408	3	1 J. REA	29.907	3	66 T. SYKES	26.195	3	66 T. SYKES	26.510
4	76 L. BAZ	22.522	4	94 N. CANEPA	29.999	4	94 N. CANEPA	26.513	4	2 L. CAMIER	26.668
5	22 A. LOWES	22.677	5	2 L. CAMIER	30.061	5	36 L. MERCADO	26.639	5	36 L. MERCADO	26.759
6	91 L. HASLAM	22.750	6	45 J. GAGNE	30.068	6	44 G. REA	26.687	6	99 P. JACOBSEN	26.790
7	36 L. MERCADO	22.810	7	76 L. BAZ	30.215	7	22 A. LOWES	26.717	7	7 C. DAVIES	27.011
8	94 N. CANEPA	22.883	8	21 M. RINALDI	30.261	8	99 P. JACOBSEN	26.718	8	91 L. HASLAM	27.036
9	21 M. RINALDI	22.905	9	36 L. MERCADO	30.283	9	91 L. HASLAM	26.850	9	12 X. FORES	27.054
10	45 J. GAGNE	22.910	10	81 J. TORRES	30.311	10	33 M. MELANDRI	26.854	10	33 M. MELANDRI	27.067
11	81 J. TORRES	22.928	11	91 L. HASLAM	30.369	11	2 L. CAMIER	26.911	11	22 A. LOWES	27.114
12	44 G. REA	22.936	12	44 G. REA	30.417	12	45 J. GAGNE	26.931	12	44 G. REA	27.214
13	7 C. DAVIES	22.946	13	99 P. JACOBSEN	30.426	13	32 L. SAVADORI	26.986	13	94 N. CANEPA	27.216
14	33 M. MELANDRI	22.948	14	32 L. SAVADORI	30.499	14	21 M. RINALDI	27.058	14	21 M. RINALDI	27.277
15	32 L. SAVADORI	23.192	15	7 C. DAVIES	30.592	15	7 C. DAVIES	27.101	15	41 L. MOSSEY	27.318
16	41 L. MOSSEY	23.222	16	41 L. MOSSEY	30.632	16	81 J. TORRES	27.148	16	32 L. SAVADORI	27.411
17	99 P. JACOBSEN	23.443	17	12 X. FORES	30.693	17	41 L. MOSSEY	27.289	17	81 J. TORRES	27.456
18	12 X. FORES	23.488	18	22 A. LOWES	30.764	18	12 X. FORES	27.495	18	45 J. GAGNE	27.608
19	50 E. LAVERTY	23.617	19	50 E. LAVERTY	31.145	19	50 E. LAVERTY	27.724	19	40 R. RAMOS	27.646
20	40 R. RAMOS	23.626	20	54 T. RAZGATLIOGLU	31.712	20	54 T. RAZGATLIOGLU	28.068	20	54 T. RAZGATLIOGLU	27.728
21	54 T. RAZGATLIOGLU	24.263	21	40 R. RAMOS	31.926	21	40 R. RAMOS	28.193	21	50 E. LAVERTY	27.784
22	55 M. LAW	25.310	22	55 M. LAW	33.267	22	55 M. LAW	29.572	22	55 M. LAW	30.596

25/05/2018

These data/results cannot be reproduced, stored and/or transmitted in whole or in part by any manner of electronic, mechanical, photocopying, recording, broadcasting or otherwise now known or herein after developed without the previous express consent by the copyright owner, except for reproduction in daily press and regular printed publications on sale to the public within 60 days of the event related to those data/results and always provided that copyright symbol appears together as follows below.

© DORNA WSBK ORGANIZATION Srl 2018



Donington Park 4.023 m

PROSECCO DOC UK Round, Donington Park 25-27 May 2018

World Superbike - Ideal Times Free Practice 1st Session

No.	Rider	Nat	Bike	Seg. 1	Seg. 2	Seg. 3	Seg. 4	Ideal Time			
				Diff. 1	Diff. 2	Diff. 3	Diff. 4	Best Lap	Pos.	Diff.	
1	1 J. REA	GBR	Kawasaki ZX-10RR	22.210	29.907	26.064	26.048	1'44.229	1'44.229	4	
2	66 T. SYKES	GBR	Kawasaki ZX-10RR	22.355	29.733	26.195	26.510	1'44.793	1'44.793	5	
3	76 L. BAZ	FRA	BMW S 1000 RR	22.522	30.215	26.180	26.296 0.023	1'45.213	1'45.236	6	0.023
4	2 L. CAMIER	GBR	Honda CBR1000RR	22.408 0.240	30.061	26.911	26.668	1'46.048	1'46.288	7	0.240
5	36 L. MERCADO	ARG	Kawasaki ZX-10RR	22.810	30.283 0.043	26.639 0.078	26.759	1'46.491	1'46.612	8	0.121
6	94 N. CANEPA	ITA	Yamaha YZF R1	22.883	29.999	26.513	27.216 0.089	1'46.611	1'46.700	9	0.089
7	33 M. MELANDRI	ITA	Ducati Panigale R	22.948	29.765	26.854	27.067 0.134	1'46.634	1'46.768	10	0.134
8	91 L. HASLAM	GBR	Kawasaki ZX-10RR	22.750	30.369	26.850 0.322	27.036 0.248	1'47.005	1'47.575	14	0.570
9	44 G. REA	GBR	Suzuki GSX-R1000	22.936 0.219	30.417	26.687	27.214 0.289	1'47.254	1'47.762	17	0.508
10	22 A. LOWES	GBR	Yamaha YZF R1	22.677	30.764	26.717	27.114	1'47.272	1'47.272	11	
11	99 P. JACOBSEN	USA	Honda CBR1000RR	23.443 0.022	30.426	26.718 0.002	26.790	1'47.377	1'47.401	12	0.024
12	21 M. RINALDI	ITA	Ducati Panigale R	22.905	30.261	27.058	27.277	1'47.501	1'47.501	13	
13	45 J. GAGNE	USA	Honda CBR1000RR	22.910 0.104	30.068	26.931	27.608	1'47.517	1'47.621	15	0.104
14	7 C. DAVIES	GBR	Ducati Panigale R	22.946	30.592	27.101 0.008	27.011	1'47.650	1'47.658	16	0.008
15	81 J. TORRES	ESP	MV Agusta 1000 F4	22.928	30.311 0.128	27.148	27.456	1'47.843	1'47.971	18	0.128
16	32 L. SAVADORI	ITA	Aprilia RSV4 RF	23.192 0.323	30.499	26.986 0.003	27.411	1'48.088	1'48.414	19	0.326
17	41 L. MOSSEY	GBR	Kawasaki ZX-10RR	23.222	30.632	27.289	27.318	1'48.461	1'48.461	20	
18	12 X. FORES	ESP	Ducati Panigale R	23.488	30.693	27.495	27.054 0.070	1'48.730	1'48.800	21	0.070
19	50 E. LAVERTY	IRL	Aprilia RSV4 RF	23.617 0.145	31.145	27.724	27.784	1'50.270	1'50.415	22	0.145
20	40 R. RAMOS	ESP	Kawasaki ZX-10RR	23.626 0.025	31.926 0.554	28.193 0.082	27.646	1'51.391	1'52.052	24	0.661
21	54 T. RAZGATLIOGLU	TUR	Kawasaki ZX-10RR	24.263	31.712	28.068	27.728 0.228	1'51.771	1'51.999	23	0.228
22	55 M. LAW	GBR	Kawasaki ZX-10RR	25.310	33.267 0.215	29.572	30.596 0.989	1'58.745	1'59.949	25	1.204
Overall Ideal Time				22.210	29.733	26.064	26.048	1'44.055			

25/05/2018

These data/results cannot be reproduced, stored and/or transmitted in whole or in part by any manner of electronic, mechanical, photocopying, recording, broadcasting or otherwise now known or herein after developed without the previous express consent by the copyright owner, except for reproduction in daily press and regular printed publications on sale to the public within 60 days of the event related to those data/results and always provided that copyright symbol appears together as follows below.

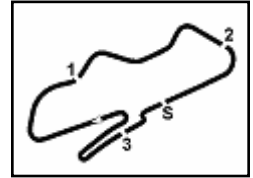
© DORNA WSBK ORGANIZATION Srl 2018

PIRELLI PERUGIA TIMING


Official Tyre Supplier



Official Timekeeper



PROSECCO DOC UK Round, Donington Park 25-27 May 2018

World Superbike - Chronological Analysis Free Practice 1st Session

Donington Park 4.023 m

1 / 3

1° 1 J. REA (1'44.229)							
Lap	Seg.1	Seg.2	Seg.3	Seg.4	Lap Time	km/h	Local Time
1		32.922	28.996	28.273	216,8	10:15'37.305	
2	23.029	30.840	26.963	26.953	1'47.785	242,7	10:17'25.090
3	22.801	30.721	27.014	27.029	1'47.565	244,4	10:19'12.655
4	23.108	30.651	26.651	26.523	1'46.933	246,1	10:20'59.588
5	22.922	30.207	26.403	26.297	1'45.829	247,8	10:22'45.417
6	22.310	29.975	26.086	26.115	1'44.486	248,3	10:24'29.903
7	22.210	29.907	26.064	26.048	1'44.229	246,6	10:26'14.132

8	22.986	30.283	26.676	27.320	1'47.265	236,9	10:00'30.563
9	23.507	30.791	27.220	34.269	1'55.787P	234,8	10:02'26.350
10	9'50.233	33.518	27.807	28.079	11'19.637P	229,8	10:13'45.987
11	23.431	31.325	27.687	27.530	1'49.973	235,8	10:15'35.960
12	23.220	30.949	26.910	27.392	1'48.471	240,6	10:17'24.431
13	23.201	31.234	27.107	27.492	1'49.034	235,8	10:19'13.465
14	23.238	30.521	27.013	27.033	1'47.805	233,8	10:21'01.270
15	23.216	30.659	27.100	27.076	1'48.051	236,9	10:22'49.321
16	23.045	30.483	26.639	26.881	1'47.048	242,7	10:24'36.369
17	22.810	30.326	26.717	26.759	1'46.612	241,6	10:26'22.981

2° 66 T. SYKES (1'44.793)							
Lap	Seg.1	Seg.2	Seg.3	Seg.4	Lap Time	km/h	Local Time
1		31.964	28.070	28.711	232,3	9:53'04.332	
2	23.774	30.680	27.430	27.126	1'49.010	236,3	9:54'53.342
3	23.098	30.974	27.050	26.736	1'47.858	247,8	9:56'41.200
4	23.511	30.536	27.157	26.867	1'48.071	236,9	9:58'29.271
5	23.086	30.777	27.746	35.615	1'57.224	248,3	10:00'26.495
6	23.562	31.748	27.349	27.264	1'49.923	233,8	10:02'16.418
7	22.629	30.181	26.809	27.062	1'46.681	240,6	10:04'03.099
8	22.874	30.393	26.501	26.842	1'46.610	247,8	10:05'49.709
9	22.504	29.890	26.563	26.654	1'45.611	247,8	10:07'35.320
10	22.355	29.733	26.195	26.510	1'44.793	251,2	10:09'20.113
11	23.544	31.627	27.706	32.653	1'55.530P	242,2	10:11'15.643
12	10'19.106	31.424	28.032	27.378	11'45.940P	242,2	10:23'01.583
13	22.729	30.330	26.798	26.671	1'46.528	247,2	10:24'48.111
14	22.505	30.421	26.713	26.576	1'46.215	244,9	10:26'34.326

6° 94 N. CANEPA (1'46.700)							
Lap	Seg.1	Seg.2	Seg.3	Seg.4	Lap Time	km/h	Local Time
1		34.850	29.383	29.711	225,0	9:47'46.057	
2	24.363	31.768	28.045	28.565	1'52.741	231,3	9:49'38.798
3	23.602	31.576	27.549	27.758	1'50.485	232,8	9:51'29.283
4	23.378	30.798	26.973	27.534	1'48.683	239,0	9:53'17.966
5	23.178	30.627	27.269	27.719	1'48.793	227,8	9:55'06.759
6	23.507	30.249	27.203	27.289	1'48.248	233,3	9:56'55.007
7	23.209	30.233	26.721	27.260	1'47.423	236,9	9:58'42.430
8	23.043	30.264	27.072	27.216	1'47.595	224,0	10:00'30.025
9	24.832	32.013	27.989	33.481	1'58.315P	222,6	10:02'28.340
10	14'03.863	32.278	27.677	29.278	15'33.096P	240,0	10:18'01.436
11	23.375	30.598	27.154	27.390	1'48.517	237,4	10:19'49.953
12	23.061	30.588	26.954	27.446	1'48.049	241,6	10:21'38.002
13	23.284	30.419	26.822	27.306	1'47.831	241,6	10:23'25.833
14	22.883	29.999	26.513	27.305	1'46.700	243,8	10:25'12.533

3° 76 L. BAZ (1'45.236)							
Lap	Seg.1	Seg.2	Seg.3	Seg.4	Lap Time	km/h	Local Time
1		35.631	30.481	29.226	195,9	9:47'11.671	
2	24.784	33.522	28.701	27.913	1'54.920	214,2	9:49'06.591
3	23.820	32.041	27.953	27.270	1'51.084	217,7	9:50'57.675
4	22.987	31.276	27.311	26.920	1'48.494	235,3	9:52'46.169
5	23.328	30.684	27.166	27.126	1'48.304	212,5	9:54'34.473
6	23.919	32.767	28.617	30.812	1'56.115	219,0	9:56'30.588
7	23.329	30.678	26.753	26.840	1'47.600	233,3	9:58'18.188
8	23.306	31.523	27.783	32.053	1'54.665P	225,9	10:00'12.853
9	10'43.103	32.657	27.769	27.253	12'10.782P	231,3	10:12'23.635
10	23.263	31.107	27.219	27.007	1'48.596	236,3	10:14'12.231
11	23.061	30.991	27.286	26.791	1'48.129	229,3	10:16'00.360
12	22.889	30.697	26.903	26.702	1'47.191	233,8	10:17'47.551
13	22.945	30.871	26.706	26.448	1'46.970	235,3	10:19'34.521
14	23.000	30.662	26.424	26.296	1'46.382	240,6	10:21'20.903
15	22.789	30.589	26.379	26.299	1'46.056	237,4	10:23'06.959
16	22.522	30.215	26.180	26.319	1'45.236	240,0	10:24'52.195
17	23.165	32.232	27.758	32.702	1'55.857P	220,8	10:26'48.052

7° 33 M. MELANDRI (1'46.768)							
Lap	Seg.1	Seg.2	Seg.3	Seg.4	Lap Time	km/h	Local Time
1		34.540	31.205	30.165	189,0	9:54'49.041	
2	25.621	32.851	29.495	28.997	1'56.964	210,4	9:56'46.005
3	24.548	31.981	28.587	28.340	1'53.456	223,1	9:58'39.461
4	23.818	30.896	27.954	27.784	1'50.452	233,8	10:00'29.913
5	23.532	30.821	27.571	27.468	1'49.392	233,3	10:02'19.305
6	23.227	30.221	27.119	27.067	1'47.634	238,4	10:04'06.939
7	24.513	32.307	27.895	34.084	1'58.799P	236,3	10:06'05.738
8	9'23.925	32.676	28.437	29.268	10'54.306P	232,3	10:17'00.044
9	24.008	31.158	27.618	27.789	1'50.573	236,3	10:18'50.617
10	23.231	30.859	28.047	32.907	1'55.044P	233,8	10:20'45.661
11	1'17.617	31.171	27.425	27.628	2'43.841P	234,8	10:23'29.502
12	22.948	29.765	26.854	27.201	1'46.768	237,4	10:25'16.270

8° 22 A. LOWES (1'47.272)							
Lap	Seg.1	Seg.2	Seg.3	Seg.4	Lap Time	km/h	Local Time
1		35.477	28.468	32.054	224,0	9:54'49.626	
2	23.810	31.468	27.456	27.993	1'50.727	242,7	9:56'40.353
3	23.321	31.365	27.602	27.398	1'49.686	223,1	9:58'30.039
4	22.677	30.764	26.717	27.114	1'47.272	248,3	10:00'17.311
5	24.260	33.941	27.167	32.532	1'57.900P	246,1	10:02'15.211

4° 2 L. CAMIER (1'46.288)							
Lap	Seg.1	Seg.2	Seg.3	Seg.4	Lap Time	km/h	Local Time
1		34.334	29.145	28.422	227,8	10:07'48.042	
2	23.366	31.743	27.872	27.391	1'50.372	237,9	10:09'38.414
3	22.905	30.854	27.017	26.992	1'47.768	240,6	10:11'26.182
4	22.648	30.061	26.911	26.668	1'46.288	239,5	10:13'12.470
5	22.408	30.324	27.178	34.099	1'54.009P	230,8	10:15'06.479

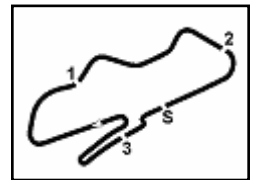
9° 99 P. JACOBSEN (1'47.401)							
Lap	Seg.1	Seg.2	Seg.3	Seg.4	Lap Time	km/h	Local Time
1		38.031	30.490	30.517	200,6	9:49'11.770	
2	25.116	33.034	28.690	28.509	1'55.349	225,4	9:51'07.119
3	24.884	32.718	28.186	27.927	1'53.715	229,3	9:53'00.834
4	24.071	31.476	27.724	28.070	1'51.341	234,8	9:54'52.175
5	24.338	31.733	28.202	27.494	1'51.767	222,6	9:56'43.942
6	23.817	30.945	27.098	26.913	1'48.773	239,5	9:58'32.715
7	24.854	31.611	27.667	28.414	1'52.546	228,8	10:00'25.261
8	24.573	31.409	27.569	28.549	1'52.100	227,8	10:02'17.361
9	23.465	30.426	26.720	26.790	1'47.401	238,4	10:04'04.762
10	24.207	31.611	28.550	33.048	1'57.416P	218,6	10:06'02.178
11	11'29.253	33.771	29.202	29.662	13'01.888P	225,9	10:19'04.066

25/05/2018 P = Pits In/Out - C = Lap Time Cancelled

These data/results cannot be reproduced, stored and/or transmitted in whole or in part by any manner of electronic, mechanical, photocopying, recording, broadcasting or otherwise now known or herein after developed without the previous express consent by the copyright owner, except for reproduction in daily press and regular printed publications on sale to the public within 60 days of the event related to those data/results and always provided that copyright symbol appears together as follows below.

© DORNA WSBK ORGANIZATION Srl 2018





PROSECCO DOC UK Round, Donington Park 25-27 May 2018

World Superbike - Chronological Analysis Free Practice 1st Session

Donington Park 4.023 m

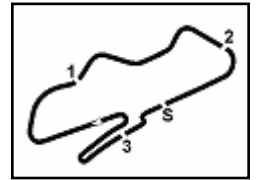
2 / 3

Lap	Seg.1	Seg.2	Seg.3	Seg.4	Lap Time	km/h	Local Time	Lap	Seg.1	Seg.2	Seg.3	Seg.4	Lap Time	km/h	Local Time
12	24.677	32.430	28.211	28.157	1'53.475	234,8	10:20'57.541	12	22.946	30.592	27.109	27.011	1'47.658	241,6	10:25'23.851
13	25.441	31.884	28.282	28.362	1'53.969	225,0	10:22'51.510	14° 44 G. REA (1'47.762)							
14	23.740	31.439	27.055	27.078	1'49.312	234,8	10:24'40.822	Lap	Seg.1	Seg.2	Seg.3	Seg.4	Lap Time	km/h	Local Time
15	23.443	30.868	26.718	26.835	1'47.864	244,4	10:26'28.686	1		35.058	30.310	30.938	222,2	9:47'41.712	
10° 21 M. RINALDI (1'47.501)								2	24.969	32.410	28.569	30.221	1'56.169	228,3	9:49'37.881
Lap	Seg.1	Seg.2	Seg.3	Seg.4	Lap Time	km/h	Local Time	3	24.043	31.552	27.883	28.193	1'51.671	228,3	9:51'29.552
1		36.600	30.996	31.793		182,9	9:49'21.253	4	23.557	31.466	27.379	28.085	1'50.487	236,9	9:53'20.039
2	26.005	33.214	29.806	30.680	1'59.705	207,2	9:51'20.958	5	23.155	30.417	26.687	27.503	1'47.762	236,9	9:55'07.801
3	24.938	32.889	30.377	30.751	1'58.955	204,0	9:53'19.913	6	23.233	30.584	27.083	27.578	1'48.478	233,8	9:56'56.279
4	25.586	32.810	29.785	30.000	1'58.181	208,0	9:55'18.094	7	22.936	30.757	27.036	27.978	1'47.762	235,8	9:58'53.310
5	25.116	32.437	29.107	29.827	1'56.487	225,4	9:57'14.581	8	10'53.889	32.063	27.978	27.793	12'21.723P	235,8	10:11'15.033
6	24.462	31.879	29.112	29.096	1'54.549	221,3	9:59'09.130	9	23.629	31.207	27.281	27.417	1'49.534	235,8	10:13'04.567
7	23.824	31.443	28.836	28.993	1'53.096	227,3	10:01'02.226	10	23.167	30.631	27.198	27.214	1'48.210	233,3	10:14'52.777
8	23.773	33.192	32.472	36.831	2'06.268P	178,3	10:03'08.494	11	23.596	31.778	27.798	29.993	1'53.165	231,8	10:16'45.942
9	4'10.641	35.335	30.451	35.446	5'51.873P	213,8	10:09'00.367	12	23.106	30.956	27.089	27.318	1'48.469	236,9	10:18'34.411
10	24.753	32.722	29.175	29.452	1'56.102	224,5	10:10'56.469	13	23.086	31.388	28.258	35.174	1'57.906P	229,3	10:20'32.317
11	24.047	31.660	28.537	29.049	1'53.293	234,8	10:12'49.762	14	2'55.745	33.292	27.560	31.847	4'28.444P	227,3	10:25'00.761
12	23.666	31.635	28.750	28.880	1'52.931	229,3	10:14'42.693	15° 81 J. TORRES (1'47.971)							
13	23.866	31.679	28.344	28.404	1'52.293	234,8	10:16'34.986	Lap	Seg.1	Seg.2	Seg.3	Seg.4	Lap Time	km/h	Local Time
14	23.714	31.156	27.952	28.268	1'51.090	234,8	10:18'26.076	1		37.038	30.157	31.265	210,0	9:49'22.596	
15	23.296	31.152	27.917	28.594	1'50.959	236,9	10:20'17.035	2	25.175	33.624	30.049	30.499	1'59.347	191,0	9:51'21.943
16	23.154	30.938	27.599	27.757	1'49.448	236,9	10:22'06.483	3	24.712	32.313	29.755	31.672	1'58.452	209,2	9:53'20.395
17	23.141	30.656	27.395	27.636	1'48.828	239,0	10:23'55.311	4	24.753	32.248	29.592	29.687	1'56.280	200,6	9:55'16.675
18	22.905	30.261	27.058	27.277	1'47.501	241,6	10:25'42.812	5	24.361	32.100	29.429	28.969	1'54.859	195,2	9:57'11.534
11° 91 L. HASLAM (1'47.575)								6	23.787	31.516	28.697	28.980	1'52.980	210,0	9:59'04.514
Lap	Seg.1	Seg.2	Seg.3	Seg.4	Lap Time	km/h	Local Time	7	23.999	31.542	28.694	28.948	1'53.183	206,8	10:00'57.697
1		34.453	29.194	28.396		222,6	9:58'31.000	8	23.451	31.046	27.675	28.284	1'50.456	225,0	10:02'48.153
2	23.698	31.231	27.616	27.645	1'50.190	228,3	10:00'21.190	9	26.411	32.334	29.664	40.126	2'08.535P	192,7	10:04'56.688
3	23.157	30.979	26.850	27.036	1'48.022	243,3	10:02'09.212	10	11'10.567	32.959	29.062	28.869	12'41.457P	204,0	10:17'38.145
4	22.931	30.746	27.560	27.596	1'58.833P	241,6	10:04'08.045	11	23.650	31.211	28.045	28.101	1'51.007	223,1	10:19'29.152
5	10'36.467	32.325	27.736	27.873	12'04.401P	236,9	10:16'12.446	12	23.437	30.758	27.774	28.258	1'50.227	227,8	10:21'19.379
6	23.377	30.616	27.004	27.442	1'48.439	240,6	10:18'00.885	13	25.052	31.087	27.700	27.687	1'51.526	216,4	10:23'10.905
7	22.750	30.369	27.172	27.284	1'47.575	242,7	10:19'48.460	14	23.156	30.311	27.210	27.576	1'48.253	229,8	10:24'59.158
8	25.815	31.972	27.665	34.513	1'59.965P	233,3	10:21'48.425	15	22.928	30.439	27.148	27.456	1'47.971	234,8	10:26'47.129
12° 45 J. GAGNE (1'47.621)								16° 32 L. SAVADORI (1'48.414)							
Lap	Seg.1	Seg.2	Seg.3	Seg.4	Lap Time	km/h	Local Time	Lap	Seg.1	Seg.2	Seg.3	Seg.4	Lap Time	km/h	Local Time
1		35.577	31.039	31.262		212,9	9:47'19.973	1		36.499	30.639	33.148	192,7	9:49'40.389	
2	25.017	32.810	28.811	29.314	1'55.952	229,3	9:49'15.925	2	24.514	32.410	27.920	28.866	1'53.710	231,3	9:51'34.099
3	23.753	31.250	28.175	29.012	1'52.190	231,3	9:51'08.115	3	24.362	31.618	27.712	28.326	1'52.018	235,8	9:53'26.117
4	24.004	31.103	27.519	28.316	1'50.942	235,8	9:52'59.057	4	24.012	31.213	27.616	28.513	1'51.354	230,8	9:55'17.471
5	23.233	30.255	27.473	29.019	1'49.980	239,5	9:54'49.037	5	24.126	31.850	28.486	28.045	1'52.507	208,8	9:57'09.978
6	24.117	31.062	27.632	28.437	1'51.248	234,8	9:56'40.285	6	23.917	31.530	27.785	28.008	1'51.240	228,8	9:59'01.218
7	25.447	33.562	29.076	33.778	2'01.863P	214,2	9:58'42.148	7	28.592	32.679	27.956	33.492	2'02.719P	226,4	10:01'03.937
8	5'40.747	40.355	30.294	29.088	7'20.484P	223,6	10:06'02.632	8	8'29.720	36.152	32.007	35.926	10'13.805P	212,1	10:11'17.742
9	23.503	30.989	27.289	28.340	1'50.121	235,3	10:07'52.753	9	23.523	31.064	27.189	27.801	1'49.577	238,4	10:13'07.319
10	23.085	30.565	27.137	28.007	1'48.794	237,9	10:09'41.547	10	23.515	30.499	26.989	27.411	1'48.414	234,8	10:14'55.733
11	23.014	30.068	26.931	27.608	1'47.621	239,0	10:11'29.168	11	23.192	30.611	27.166	27.893	1'48.862	230,8	10:16'44.595
13° 7 C. DAVIES (1'47.658)								12	23.283	30.807	27.138	27.533	1'48.761	234,8	10:18'33.356
Lap	Seg.1	Seg.2	Seg.3	Seg.4	Lap Time	km/h	Local Time	13	23.441	30.769	26.986	27.837	1'49.033	232,3	10:20'22.389
1		35.206	29.831	30.010		208,4	9:51'46.477	14	25.689	32.778	29.149	33.588	2'01.204P	219,9	10:22'23.593
2	24.578	32.640	28.269	28.222	1'53.709	219,0	9:53'40.186	15	2'48.832	36.440	27.717	28.252	4'21.241P	224,5	10:26'44.834
3	23.918	31.650	28.431	28.262	1'52.261	224,5	9:55'32.447	17° 41 L. MOSSEY (1'48.461)							
4	24.391	32.065	28.052	28.032	1'52.540	229,8	9:57'24.987	Lap	Seg.1	Seg.2	Seg.3	Seg.4	Lap Time	km/h	Local Time
5	23.989	31.855	27.541	27.761	1'51.146	237,4	9:59'16.133	1		37.636	30.814	30.187	189,0	9:47'14.107	
6	24.429	32.324	29.206	32.560	1'58.519P	216,4	10:01'14.652	2	24.758	32.545	29.059	28.842	1'55.204	205,6	9:49'09.311
7	13'32.245	32.848	28.550	28.327	15'01.970P	228,3	10:16'16.622	3	23.929	31.464	28.143	28.245	1'51.781	221,7	9:51'01.092
8	23.996	31.665	28.036	27.985	1'51.682	229,3	10:18'08.304	4	23.656	31.132	28.115	28.345	1'51.248	223,6	9:52'52.340
9	23.701	31.300	27.556	27.741	1'50.298	234,8	10:19'58.602	5	23.776	31.797	28.332	28.069	1'51.974	218,6	9:54'44.314
10	23.469	31.034	27.257	27.411	1'49.171	240,0	10:21'47.773	6	23.908	31.045	27.785	27.816	1'50.554	225,0	9:56'34.868
11	23.312	30.766	27.101	27.241	1'48.420	240,0	10:23'36.193	7	24.581	31.556	28.183	35.040	1'59.360P	223,1	9:58'34.228

25/05/2018 P = Pits In/Out - C = Lap Time Cancelled

These data/results cannot be reproduced, stored and/or transmitted in whole or in part by any manner of electronic, mechanical, photocopying, recording, broadcasting or otherwise now known or herein after developed without the previous express consent by the copyright owner, except for reproduction in daily press and regular printed publications on sale to the public within 60 days of the event related to those data/results and always provided that copyright symbol appears together as follows below.

© DORNA WSBK ORGANIZATION Srl 2018



PROSECCO DOC UK Round, Donington Park 25-27 May 2018 World Superbike - Chronological Analysis Free Practice 1st Session

8	7'42.690	35.281	29.623	32.077	9'19.671P	189,3	10:07'53.899
9	23.595	31.287	27.940	28.241	1'51.063	222,2	10:09'44.962
10	23.444	31.086	28.297	27.936	1'50.763	226,9	10:11'35.725
11	23.306	31.049	27.791	27.716	1'49.862	227,8	10:13'25.587
12	23.730	32.113	29.930	35.510	2'01.283P	210,0	10:15'26.870
13	3'54.512	34.890	32.449	34.925	5'36.776P	204,4	10:21'03.646
14	23.728	31.991	28.142	28.005	1'51.866	217,7	10:22'55.512
15	23.222	30.632	27.289	27.318	1'48.461	231,3	10:24'43.973
16	23.438	31.412	27.814	29.330	1'51.994	228,3	10:26'35.967

22°								55 M. LAW (1'59.949)		
Lap	Seg.1	Seg.2	Seg.3	Seg.4	Lap Time	km/h	Local Time			
1		37.473	32.101	37.602		212,1	9:48'54.069			
2	3'02.207	37.291	29.724	30.596	4'39.818P	228,8	9:53'33.887			
3	25.310	33.482	29.572	31.585	1'59.949	226,9	9:55'33.836			
4	25.440	33.267	39.365	44.896	2'22.968P	232,8	9:57'56.804			

18°								12 X. FORES (1'48.800)		
Lap	Seg.1	Seg.2	Seg.3	Seg.4	Lap Time	km/h	Local Time			
1		34.075	29.597	28.316		213,4	9:50'52.251			
2	24.144	31.468	28.281	27.759	1'51.652	220,8	9:52'43.903			
3	23.573	31.066	27.895	27.363	1'49.897	230,8	9:54'33.800			
4	25.808	32.138	28.502	27.456	1'53.904	215,5	9:56'27.704			
5	23.492	31.146	27.638	27.054	1'49.330	233,8	9:58'17.034			
6	30.891	36.203	28.278	27.333	2'02.705	226,4	10:00'19.739			
7	24.091	33.668	31.111	35.767	2'04.637P	204,4	10:02'24.376			
8	8'13.484	31.866	28.599	27.849	9'41.798P	229,8	10:12'06.174			
9	23.948	31.490	28.228	31.800	1'55.466P	233,8	10:14'01.640			
10	3'36.554	31.693	28.215	27.595	5'04.057P	239,0	10:19'05.697			
11	23.946	32.001	31.637	28.859	1'56.443	211,3	10:21'02.140			
12	23.488	30.693	27.495	27.124	1'48.800	236,3	10:22'50.940			
13	23.607	35.329	30.275	32.875	2'02.086P	204,8	10:24'53.026			

19°								50 E. LAVERTY (1'50.415)		
Lap	Seg.1	Seg.2	Seg.3	Seg.4	Lap Time	km/h	Local Time			
1		36.542	31.363	30.669		198,4	9:48'14.866			
2	25.184	32.684	28.851	28.543	1'55.262	218,1	9:50'10.128			
3	24.140	31.797	28.308	28.054	1'52.299	226,9	9:52'02.427			
4	23.704	31.267	28.008	27.915	1'50.894	231,8	9:53'53.321			
5	23.762	31.145	27.724	27.784	1'50.415	233,3	9:55'43.736			
6	23.827	34.980	30.014	35.663	2'04.484P	206,4	9:57'48.220			
7	9'57.336	34.321	29.849	32.061	11'33.567P	212,9	10:09'21.787			
8	24.470	32.698	28.701	28.384	1'54.253	229,8	10:11'16.040			
9	23.971	32.361	28.311	28.262	1'52.905	231,3	10:13'08.945			
10	23.768	31.521	28.224	32.682	1'56.195P	222,2	10:15'05.140			
11	6'46.974	33.246	28.524	28.185	8'16.929P	229,3	10:23'22.069			
12	23.617	31.560	27.736	27.791	1'50.704	237,4	10:25'12.773			

20°								54 T. RAZGATLIOGLU (1'51.999)		
Lap	Seg.1	Seg.2	Seg.3	Seg.4	Lap Time	km/h	Local Time			
1		42.092	34.349	31.551		160,3	9:59'13.644			
2	27.774	36.010	30.279	29.826	2'03.889	212,9	10:01'17.533			
3	25.727	34.399	29.189	29.203	1'58.518	230,3	10:03'16.051			
4	24.989	33.297	28.485	27.957	1'54.728	235,8	10:05'10.779			
5	24.347	32.047	28.180	27.728	1'52.302	230,8	10:07'03.081			
6	24.263	31.712	28.068	27.956	1'51.999	238,4	10:08'55.080			
7	26.124	33.595	29.411	33.754	2'02.884P	227,8	10:10'57.964			
8	7'55.719	37.934	30.807	29.920	9'34.380P	218,1	10:20'32.344			
9	25.561	33.579	28.871	28.757	1'56.768	232,8	10:22'29.112			
10	24.889	33.493	28.345	28.264	1'54.991	240,0	10:24'24.103			
11	24.521	32.537	28.335	33.105	1'58.498P	230,3	10:26'22.601			

21°								40 R. RAMOS (1'52.052)		
Lap	Seg.1	Seg.2	Seg.3	Seg.4	Lap Time	km/h	Local Time			
1		33.689	29.421	29.852		227,8	10:08'27.693			
2	24.229	32.302	28.563	28.571	1'53.665	230,8	10:10'21.358			
3	23.882	31.970	28.193	28.038	1'52.083	233,3	10:12'13.441			
4	23.651	32.480	28.275	27.646	1'52.052	233,8	10:14'05.493			
5	23.626	31.926	28.530	28.018	1'52.100	228,3	10:15'57.593			
6	29.961	32.772	31.977	35.052	2'09.762P	211,7	10:18'07.355			
7	6'13.164	32.624	28.739	27.858	7'42.385P	236,3	10:25'49.740			

25/05/2018 P = Pits In/Out - C = Lap Time Cancelled

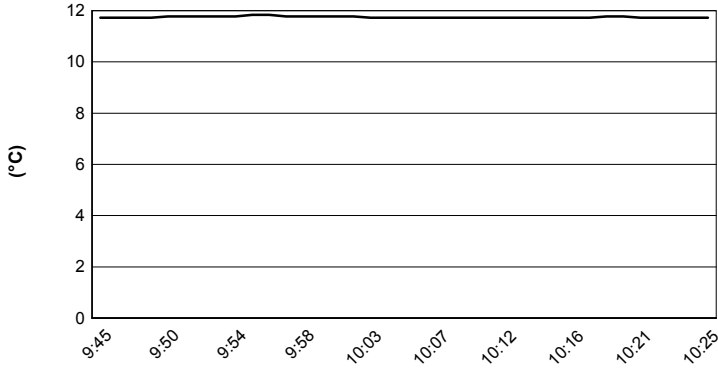
These data/results cannot be reproduced, stored and/or transmitted in whole or in part by any manner of electronic, mechanical, photocopying, recording, broadcasting or otherwise now known or herein after developed without the previous express consent by the copyright owner, except for reproduction in daily press and regular printed publications on sale to the public within 60 days of the event related to those data/results and always provided that copyright symbol appears together as follows below.

© DORNA WSBK ORGANIZATION Srl 2018

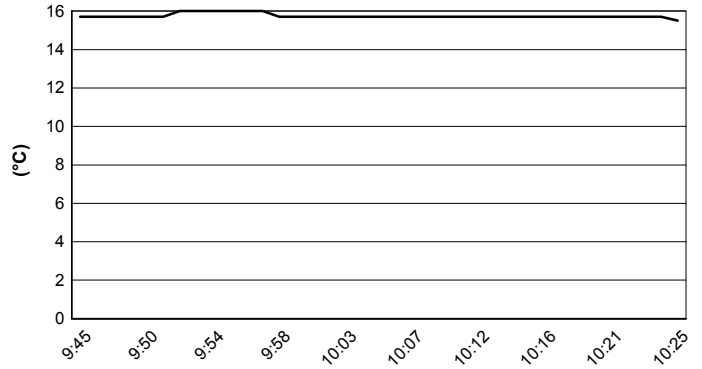
PROSECCO DOC UK Round, Donington Park 25-27 May 2018
World Superbike - Weather Report Free Practice 1st Session
Session started 09:45 - Session ended 10:27

Donington Park 4.023 m

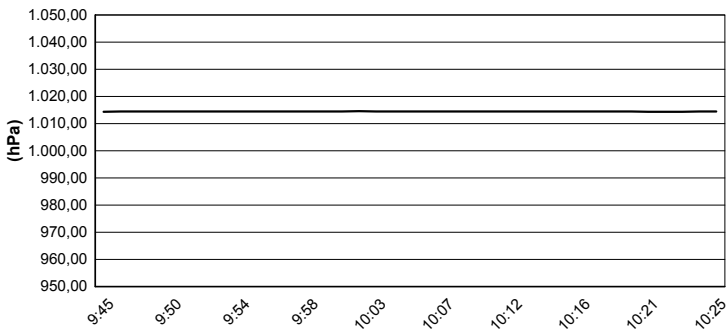
Air Temperature



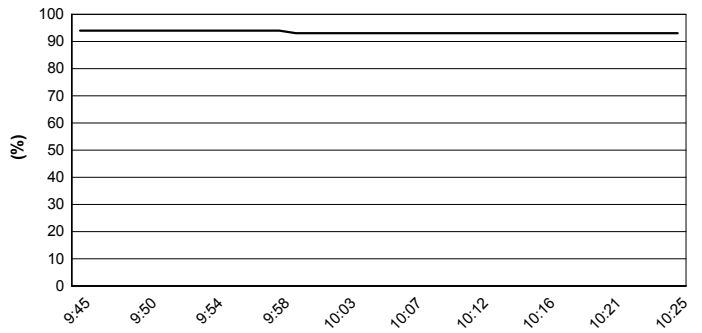
Track Temperature



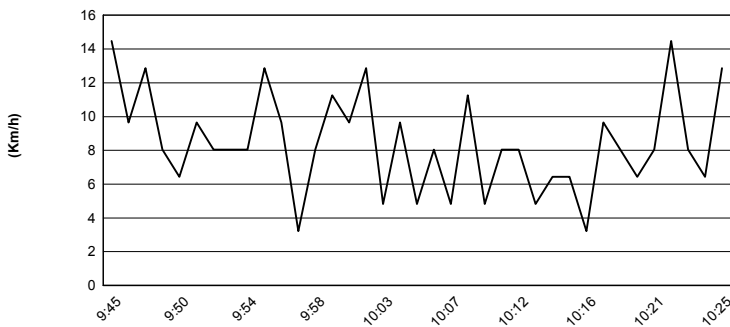
Air Pressure



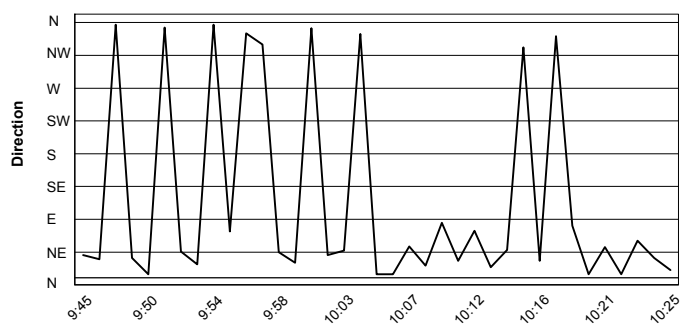
Humidity



Wind Speed



Wind Direction



25/05/2018

These data/results cannot be reproduced, stored and/or transmitted in whole or in part by any manner of electronic, mechanical, photocopying, recording, broadcasting or otherwise now known or herein after developed without the previous express consent by the copyright owner, except for reproduction in daily press and regular printed publications on sale to the public within 60 days of the event related to those data/results and always provided that copyright symbol appears together as follows below.

© DORNA WSBK ORGANIZATION Srl 2018