

PROSECCO DOC UK Round, Donington Park 25-27 May 2018

World Superbike - Free Practices Combined Results

Donington Park 4.023 m

No.	Rider	Nat	Team	Bike	Class	FP1	FP2	FP3	Time	Gap	Rel.	Avg Laps
1	66 T. SYKES	GBR	Kawasaki Racing Team WorldSBK	Kawasaki ZX-10RR		1'44.793	1'38.593		1'38.593			146,895 26
2	1 J. REA	GBR	Kawasaki Racing Team WorldSBK	Kawasaki ZX-10RR		1'44.229	1'39.106		1'39.106	0.513	0.513	146,134 14
3	22 A. LOWES	GBR	Pata Yamaha Official WorldSBK Team	Yamaha YZF R1		1'47.272	1'39.296		1'39.296	0.703	0.190	145,855 19
4	2 L. CAMIER	GBR	Red Bull Honda World Superbike Team	Honda CBR1000RR		1'46.288	1'39.886		1'39.886	1.293	0.590	144,993 17
5	76 L. BAZ	FRA	GULF ALTHEA BMW Racing Team	BMW S 1000 RR		1'45.236	1'39.891		1'39.891	1.298	0.005	144,986 33
6	32 L. SAVADORI	ITA	Milwaukee Aprilia	Aprilia RSV4 RF		1'48.414	1'39.933		1'39.933	1.340	0.042	144,925 28
7	12 X. FORES	ESP	Barni Racing Team	Ducati Panigale R	IND	1'48.800	1'40.116		1'40.116	1.523	0.183	144,660 25
8	33 M. MELANDRI	ITA	Aruba.it Racing - Ducati	Ducati Panigale R		1'46.768	1'40.367		1'40.367	1.774	0.251	144,298 26
9	7 C. DAVIES	GBR	Aruba.it Racing - Ducati	Ducati Panigale R		1'47.658	1'40.565		1'40.565	1.972	0.198	144,014 29
10	44 G. REA	GBR	OMG Racing UK	Suzuki GSX-R1000	IND	1'47.762	1'40.669		1'40.669	2.076	0.104	143,866 28
11	21 M. RINALDI	ITA	Aruba.it Racing - Junior Team	Ducati Panigale R	IND	1'47.501	1'40.768		1'40.768	2.175	0.099	143,724 33
12	41 L. MOSSEY	GBR	Team Pedercini Racing	Kawasaki ZX-10RR	IND	1'48.461	1'40.770		1'40.770	2.177	0.002	143,721 30
13	50 E. LAVERTY	IRL	Milwaukee Aprilia	Aprilia RSV4 RF		1'50.415	1'40.830		1'40.830	2.237	0.060	143,636 25
14	91 L. HASLAM	GBR	Kawasaki Puccetti Racing	Kawasaki ZX-10RR	IND	1'47.575	1'40.872		1'40.872	2.279	0.042	143,576 23
15	60 M. VAN DER MARK	NED	Pata Yamaha Official WorldSBK Team	Yamaha YZF R1			1'40.879		1'40.879	2.286	0.007	143,566 19
16	36 L. MERCADO	ARG	Orelac Racing VerdNatura	Kawasaki ZX-10RR	IND	1'46.612	1'41.197		1'41.197	2.604	0.318	143,115 32
17	99 P. JACOBSEN	USA	TripleM Honda World Superbike Team	Honda CBR1000RR	IND	1'47.401	1'41.692		1'41.692	3.099	0.495	142,418 28
18	55 M. LAW	GBR	Team WD40	Kawasaki ZX-10RR	IND	1'59.949	1'41.775		1'41.775	3.182	0.083	142,302 21
19	45 J. GAGNE	USA	Red Bull Honda World Superbike Team	Honda CBR1000RR		1'47.621	1'41.889		1'41.889	3.296	0.114	142,143 26
20	94 N. CANEPA	ITA	Yamaha Motor Europe	Yamaha YZF R1	IND	1'46.700	1'41.936		1'41.936	3.343	0.047	142,077 27
21	81 J. TORRES	ESP	MV Agusta Reparto Corse	MV Agusta 1000 F4		1'47.971	1'42.352		1'42.352	3.759	0.416	141,500 32
22	40 R. RAMOS	ESP	Team GoEleven Kawasaki	Kawasaki ZX-10RR	IND	1'52.052	1'43.218		1'43.218	4.625	0.866	140,313 22
23	37 O. JEZEK	CZE	Guandalini Racing	Yamaha YZF R1	IND		1'43.264		1'43.264	4.671	0.046	140,250 7
24	28 B. RAY	GBR	Buildbase Suzuki	Suzuki GSX-R1000	IND		1'44.549		1'44.549	5.956	1.285	138,526 15
25	54 T. RAZGATLIOGLU	TUR	Kawasaki Puccetti Racing	Kawasaki ZX-10RR	IND	1'51.999	1'44.560		1'44.560	5.967	0.011	138,512 24

25/05/2018

These data/results cannot be reproduced, stored and/or transmitted in whole or in part by any manner of electronic, mechanical, photocopying, recording, broadcasting or otherwise now known or herein after developed without the previous express consent by the copyright owner, except for reproduction in daily press and regular printed publications on sale to the public within 60 days of the event related to those data/results and always provided that copyright symbol appears together as follows below.

© DORNA WSBK ORGANIZATION Srl 2018

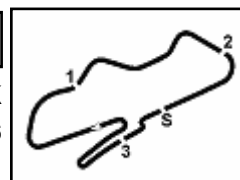
PIRELLI PERUGIA TIMING



Official Tyre Supplier



Official Timekeeper



PROSECCO DOC UK Round, Donington Park 25-27 May 2018

World Superbike - Results Free Practice 2nd Session

Donington Park 4.023 m

1 / 2

No.	Rider	Nat	Team	Bike	Class	Time	Gap	Rel.	Laps	Speed	
										Avg	Max
1	66 T. SYKES	GBR	Kawasaki Racing Team WorldSBK	Kawasaki ZX-10RR		1'38.593			13	146,895	257,3
2	1 J. REA	GBR	Kawasaki Racing Team WorldSBK	Kawasaki ZX-10RR		1'39.106	0.513	0.513	8	146,134	254,8
3	22 A. LOWES	GBR	Pata Yamaha Official WorldSBK Team	Yamaha YZF R1		1'39.296	0.703	0.190	15	145,855	256,0
4	2 L. CAMIER	GBR	Red Bull Honda World Superbike Team	Honda CBR1000RR		1'39.886	1.293	0.590	13	144,993	251,2
5	76 L. BAZ	FRA	GULF ALTHEA BMW Racing Team	BMW S 1000 RR		1'39.891	1.298	0.005	17	144,986	255,4
6	32 L. SAVADORI	ITA	Milwaukee Aprilia	Aprilia RSV4 RF		1'39.933	1.340	0.042	14	144,925	248,9
7	12 X. FORES	ESP	Barni Racing Team	Ducati Panigale R	IND	1'40.116	1.523	0.183	13	144,660	250,7
8	33 M. MELANDRI	ITA	Aruba.it Racing - Ducati	Ducati Panigale R		1'40.367	1.774	0.251	15	144,298	254,2
9	7 C. DAVIES	GBR	Aruba.it Racing - Ducati	Ducati Panigale R		1'40.565	1.972	0.198	18	144,014	254,8
10	44 G. REA	GBR	OMG Racing UK	Suzuki GSX-R1000	IND	1'40.669	2.076	0.104	15	143,866	251,8
11	21 M. RINALDI	ITA	Aruba.it Racing - Junior Team	Ducati Panigale R	IND	1'40.768	2.175	0.099	16	143,724	253,6
12	41 L. MOSSEY	GBR	Team Pedercini Racing	Kawasaki ZX-10RR	IND	1'40.770	2.177	0.002	15	143,721	249,5
13	50 E. LAVERTY	IRL	Milwaukee Aprilia	Aprilia RSV4 RF		1'40.830	2.237	0.060	14	143,636	251,8
14	91 L. HASLAM	GBR	Kawasaki Puccetti Racing	Kawasaki ZX-10RR	IND	1'40.872	2.279	0.042	16	143,576	255,4
15	60 M. VAN DER MARK	NED	Pata Yamaha Official WorldSBK Team	Yamaha YZF R1		1'40.879	2.286	0.007	19	143,566	256,0
16	36 L. MERCADO	ARG	Orelac Racing VerdNatura	Kawasaki ZX-10RR	IND	1'41.197	2.604	0.318	16	143,115	251,8
17	99 P. JACOBSEN	USA	TripleM Honda World Superbike Team	Honda CBR1000RR	IND	1'41.692	3.099	0.495	14	142,418	254,2
18	55 M. LAW	GBR	Team WD40	Kawasaki ZX-10RR	IND	1'41.775	3.182	0.083	18	142,302	247,2
19	45 J. GAGNE	USA	Red Bull Honda World Superbike Team	Honda CBR1000RR		1'41.889	3.296	0.114	16	142,143	249,5
20	94 N. CANEPA	ITA	Yamaha Motor Europe	Yamaha YZF R1	IND	1'41.936	3.343	0.047	14	142,077	248,3
21	81 J. TORRES	ESP	MV Agusta Reparto Corse	MV Agusta 1000 F4		1'42.352	3.759	0.416	18	141,500	250,1
22	40 R. RAMOS	ESP	Team GoEleven Kawasaki	Kawasaki ZX-10RR	IND	1'43.218	4.625	0.866	16	140,313	246,1
23	37 O. JEZEK	CZE	Guandalini Racing	Yamaha YZF R1	IND	1'43.264	4.671	0.046	7	140,250	245,5
24	28 B. RAY	GBR	Buildbase Suzuki	Suzuki GSX-R1000	IND	1'44.549	5.956	1.285	15	138,526	246,6
25	54 T. RAZGATLIOGLU	TUR	Kawasaki Puccetti Racing	Kawasaki ZX-10RR	IND	1'44.560	5.967	0.011	14	138,512	247,8

Qualifying Lap Time (107% of 1'38.593): 1'45.496

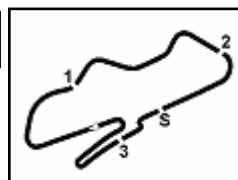
AIR	Humidity:	92%	Temp:	12°C
TRACK	Condition:	Wet	Temp:	16°C

Records	Pole (SP2)	2017 T.Sykes	1'26.641	167,160	Km/h
	Race (RC2)	2016 J.Rea	1'27.605	165,320	Km/h
	Circuit (SP2)	2017 T.Sykes	1'26.641	167,160	Km/h

25/05/2018 Start 12:30 End 13:12 The results are provisional until the end of the time limit for protests and appeals and the completion of the technical checks.

These data/results cannot be reproduced, stored and/or transmitted in whole or in part by any manner of electronic, mechanical, photocopying, recording, broadcasting or otherwise now known or herein after developed without the previous express consent by the copyright owner, except for reproduction in daily press and regular printed publications on sale to the public within 60 days of the event related to those data/results and always provided that copyright symbol appears together as follows below.

© DORNA WSBK ORGANIZATION Srl 2018



PROSECCO DOC UK Round, Donington Park 25-27 May 2018

World Superbike - Results Free Practice 2nd Session

Session Highlights

Local Time	No. Rider	Description
12.30.00		Start
12.30.10		WorldSBK Pit Intervention Time: 48secs
12.44.14	94 N. CANEPA	On the Gravel - Re-Joined - Turn 11
12.50.27	37 O. JEZEK	Crashed - Turn 11
13.02.28	76 L. BAZ	On the Gravel - Re-Joined - Turn 11
13.07.28	44 G. REA	Lap Cancelled (1'43.353) - Exceeded Track Limits - Turn 10
13.08.30	44 G. REA	On the Gravel - Re-Joined - Turn 12
13.12.07	45 J. GAGNE	Technical Problem - Turn 1
13.12.11		End Of Session

Fastest Laps Sequence

No.	Rider	Nat	Team	Bike	Local Time	Time	Gap	Avg
50	E. LAVERTY	IRL	Milwaukee Aprilia	Aprilia RSV4 RF	12:33'39.436	1'44.294		138,865
50	E. LAVERTY	IRL	Milwaukee Aprilia	Aprilia RSV4 RF	12:35'21.724	1'42.288	-2.006	141,588
50	E. LAVERTY	IRL	Milwaukee Aprilia	Aprilia RSV4 RF	12:38'45.039	1'41.004	-1.284	143,388
1	J. REA	GBR	Kawasaki Racing Team WorldSBK	Kawasaki ZX-10RR	12:40'37.296	1'40.621	-0.383	143,934
1	J. REA	GBR	Kawasaki Racing Team WorldSBK	Kawasaki ZX-10RR	12:42'17.338	1'40.042	-0.579	144,767
1	J. REA	GBR	Kawasaki Racing Team WorldSBK	Kawasaki ZX-10RR	12:43'56.577	1'39.239	-0.803	145,939
66	T. SYKES	GBR	Kawasaki Racing Team WorldSBK	Kawasaki ZX-10RR	13:05'05.607	1'38.593	-0.646	146,895

Start 12:30 End 13:12 The results are provisional until the end of the time limit for protests and appeals and the completion of the technical checks.

These data/results cannot be reproduced, stored and/or transmitted in whole or in part by any manner of electronic, mechanical, photocopying, recording, broadcasting or otherwise now known or herein after developed without the previous express consent by the copyright owner, except for reproduction in daily press and regular printed publications on sale to the public within 60 days of the event related to those data/results and always provided that copyright symbol appears together as follows below.

© DORNA WSBK ORGANIZATION Srl 2018



PROSECCO DOC UK Round, Donington Park 25-27 May 2018 World Superbike - Best Sectors & Speed Free Practice 2nd Session

BEST LAP			
1	66 T. SYKES	Kawasaki ZX-10RR	1'38.593
2	1 J. REA	Kawasaki ZX-10RR	1'39.106
3	22 A. LOWES	Yamaha YZF R1	1'39.296
4	2 L. CAMIER	Honda CBR1000RR	1'39.886
5	76 L. BAZ	BMW S 1000 RR	1'39.891
6	32 L. SAVADORI	Aprilia RSV4 RF	1'39.933
7	12 X. FORES	Ducati Panigale R	1'40.116
8	33 M. MELANDRI	Ducati Panigale R	1'40.367
9	7 C. DAVIES	Ducati Panigale R	1'40.565
10	44 G. REA	Suzuki GSX-R1000	1'40.669
11	21 M. RINALDI	Ducati Panigale R	1'40.768
12	41 L. MOSSEY	Kawasaki ZX-10RR	1'40.770
13	50 E. LAVERTY	Aprilia RSV4 RF	1'40.830
14	91 L. HASLAM	Kawasaki ZX-10RR	1'40.872
15	60 M. VAN DER MARK	Yamaha YZF R1	1'40.879
16	36 L. MERCADO	Kawasaki ZX-10RR	1'41.197
17	99 P. JACOBSEN	Honda CBR1000RR	1'41.692
18	55 M. LAW	Kawasaki ZX-10RR	1'41.775
19	45 J. GAGNE	Honda CBR1000RR	1'41.889
20	94 N. CANEPA	Yamaha YZF R1	1'41.936
21	81 J. TORRES	MV Augusta 1000 F4	1'42.352
22	40 R. RAMOS	Kawasaki ZX-10RR	1'43.218
23	37 O. JEZEK	Yamaha YZF R1	1'43.264
24	28 B. RAY	Suzuki GSX-R1000	1'44.549
25	54 T. RAZGATLIOGLU	Kawasaki ZX-10RR	1'44.560

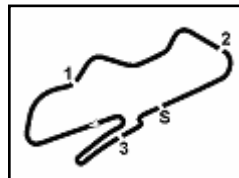
SPEED			
1	66 T. SYKES	Kawasaki ZX-10RR	257,3
2	22 A. LOWES	Yamaha YZF R1	256,0
3	60 M. VAN DER MARK	Yamaha YZF R1	256,0
4	76 L. BAZ	BMW S 1000 RR	255,4
5	91 L. HASLAM	Kawasaki ZX-10RR	255,4
6	1 J. REA	Kawasaki ZX-10RR	254,8
7	7 C. DAVIES	Ducati Panigale R	254,8
8	33 M. MELANDRI	Ducati Panigale R	254,2
9	99 P. JACOBSEN	Honda CBR1000RR	254,2
10	21 M. RINALDI	Ducati Panigale R	253,6
11	50 E. LAVERTY	Aprilia RSV4 RF	251,8
12	44 G. REA	Suzuki GSX-R1000	251,8
13	36 L. MERCADO	Kawasaki ZX-10RR	251,8
14	2 L. CAMIER	Honda CBR1000RR	251,2
15	12 X. FORES	Ducati Panigale R	250,7
16	81 J. TORRES	MV Augusta 1000 F4	250,1
17	45 J. GAGNE	Honda CBR1000RR	249,5
18	41 L. MOSSEY	Kawasaki ZX-10RR	249,5
19	32 L. SAVADORI	Aprilia RSV4 RF	248,9
20	94 N. CANEPA	Yamaha YZF R1	248,3
21	54 T. RAZGATLIOGLU	Kawasaki ZX-10RR	247,8
22	55 M. LAW	Kawasaki ZX-10RR	247,2
23	28 B. RAY	Suzuki GSX-R1000	246,6
24	40 R. RAMOS	Kawasaki ZX-10RR	246,1
25	37 O. JEZEK	Yamaha YZF R1	245,5

SEG. 1			SEG. 2			SEG. 3			SEG. 4		
1	1 J. REA	21.116	1	66 T. SYKES	27.017	1	32 L. SAVADORI	24.472	1	1 J. REA	25.292
2	66 T. SYKES	21.125	2	33 M. MELANDRI	27.189	2	66 T. SYKES	24.508	2	66 T. SYKES	25.393
3	2 L. CAMIER	21.339	3	1 J. REA	27.342	3	22 A. LOWES	24.643	3	76 L. BAZ	25.462
4	22 A. LOWES	21.339	4	22 A. LOWES	27.504	4	2 L. CAMIER	24.655	4	22 A. LOWES	25.487
5	33 M. MELANDRI	21.352	5	91 L. HASLAM	27.585	5	1 J. REA	24.715	5	50 E. LAVERTY	25.606
6	76 L. BAZ	21.355	6	32 L. SAVADORI	27.601	6	76 L. BAZ	24.740	6	12 X. FORES	25.638
7	21 M. RINALDI	21.383	7	60 M. VAN DER MARK	27.639	7	36 L. MERCADO	24.842	7	36 L. MERCADO	25.708
8	44 G. REA	21.529	8	12 X. FORES	27.750	8	41 L. MOSSEY	24.883	8	37 O. JEZEK	25.777
9	7 C. DAVIES	21.592	9	21 M. RINALDI	27.769	9	99 P. JACOBSEN	24.907	9	7 C. DAVIES	25.825
10	91 L. HASLAM	21.608	10	44 G. REA	27.769	10	7 C. DAVIES	24.927	10	2 L. CAMIER	25.839
11	12 X. FORES	21.655	11	2 L. CAMIER	27.807	11	12 X. FORES	24.956	11	41 L. MOSSEY	25.853
12	50 E. LAVERTY	21.658	12	76 L. BAZ	27.850	12	44 G. REA	25.036	12	44 G. REA	25.854
13	60 M. VAN DER MARK	21.715	13	7 C. DAVIES	27.864	13	50 E. LAVERTY	25.071	13	99 P. JACOBSEN	25.905
14	36 L. MERCADO	21.718	14	55 M. LAW	27.886	14	33 M. MELANDRI	25.072	14	33 M. MELANDRI	25.906
15	45 J. GAGNE	21.725	15	41 L. MOSSEY	27.995	15	60 M. VAN DER MARK	25.150	15	91 L. HASLAM	25.942
16	32 L. SAVADORI	21.849	16	50 E. LAVERTY	28.000	16	91 L. HASLAM	25.151	16	32 L. SAVADORI	26.011
17	81 J. TORRES	21.871	17	45 J. GAGNE	28.037	17	55 M. LAW	25.185	17	60 M. VAN DER MARK	26.111
18	37 O. JEZEK	21.957	18	36 L. MERCADO	28.151	18	45 J. GAGNE	25.229	18	94 N. CANEPA	26.113
19	94 N. CANEPA	21.959	19	99 P. JACOBSEN	28.244	19	94 N. CANEPA	25.336	19	21 M. RINALDI	26.148
20	41 L. MOSSEY	22.039	20	94 N. CANEPA	28.427	20	28 B. RAY	25.423	20	81 J. TORRES	26.158
21	99 P. JACOBSEN	22.092	21	81 J. TORRES	28.435	21	21 M. RINALDI	25.430	21	40 R. RAMOS	26.262
22	40 R. RAMOS	22.117	22	40 R. RAMOS	28.785	22	81 J. TORRES	25.556	22	45 J. GAGNE	26.502
23	55 M. LAW	22.124	23	28 B. RAY	29.027	23	40 R. RAMOS	25.641	23	54 T. RAZGATLIOGLU	26.510
24	28 B. RAY	22.688	24	54 T. RAZGATLIOGLU	29.140	24	37 O. JEZEK	25.767	24	55 M. LAW	26.580
25	54 T. RAZGATLIOGLU	22.727	25	37 O. JEZEK	29.377	25	54 T. RAZGATLIOGLU	26.110	25	28 B. RAY	27.104

25/05/2018

These data/results cannot be reproduced, stored and/or transmitted in whole or in part by any manner of electronic, mechanical, photocopying, recording, broadcasting or otherwise now known or herein after developed without the previous express consent by the copyright owner, except for reproduction in daily press and regular printed publications on sale to the public within 60 days of the event related to those data/results and always provided that copyright symbol appears together as follows below.

© DORNA WSBK ORGANIZATION Srl 2018



Donington Park 4.023 m

PROSECCO DOC UK Round, Donington Park 25-27 May 2018

World Superbike - Ideal Times Free Practice 2nd Session

No.	Rider	Nat	Bike	Seg. 1	Seg. 2	Seg. 3	Seg. 4	Ideal Time		
				Diff. 1	Diff. 2	Diff. 3	Diff. 4	Best Lap	Pos.	Diff.
1	66 T. SYKES	GBR	Kawasaki ZX-10RR	21.125	27.017 0.361	24.508	25.393 0.189	1'38.043 1'38.593	1	0.550
2	1 J. REA	GBR	Kawasaki ZX-10RR	21.116 0.209	27.342	24.715	25.292 0.432	1'38.465 1'39.106	2	0.641
3	22 A. LOWES	GBR	Yamaha YZF R1	21.339 0.181	27.504	24.643 0.026	25.487 0.116	1'38.973 1'39.296	3	0.323
4	76 L. BAZ	FRA	BMW S 1000 RR	21.355 0.182	27.850	24.740 0.188	25.462 0.114	1'39.407 1'39.891	5	0.484
5	33 M. MELANDRI	ITA	Ducati Panigale R	21.352 0.475	27.189	25.072 0.114	25.906 0.259	1'39.519 1'40.367	8	0.848
6	2 L. CAMIER	GBR	Honda CBR1000RR	21.339 0.166	27.807	24.655	25.839 0.080	1'39.640 1'39.886	4	0.246
7	32 L. SAVADORI	ITA	Aprilia RSV4 RF	21.849	27.601	24.472	26.011	1'39.933 1'39.933	6	
8	12 X. FORES	ESP	Ducati Panigale R	21.655	27.750	24.956 0.117	25.638	1'39.999 1'40.116	7	0.117
9	44 G. REA	GBR	Suzuki GSX-R1000	21.529 0.149	27.769	25.036 0.040	25.854 0.292	1'40.188 1'40.669	10	0.481
10	7 C. DAVIES	GBR	Ducati Panigale R	21.592 0.143	27.864	24.927	25.825 0.214	1'40.208 1'40.565	9	0.357
11	91 L. HASLAM	GBR	Kawasaki ZX-10RR	21.608 0.019	27.585 0.496	25.151 0.026	25.942 0.045	1'40.286 1'40.872	14	0.586
12	50 E. LAVERTY	IRL	Aprilia RSV4 RF	21.658 0.119	28.000	25.071 0.059	25.606 0.317	1'40.335 1'40.830	13	0.495
13	36 L. MERCADO	ARG	Kawasaki ZX-10RR	21.718 0.225	28.151 0.118	24.842 0.279	25.708 0.156	1'40.419 1'41.197	16	0.778
14	60 M. VAN DER MARK	NED	Yamaha YZF R1	21.715 0.013	27.639	25.150 0.079	26.111 0.172	1'40.615 1'40.879	15	0.264
15	21 M. RINALDI	ITA	Ducati Panigale R	21.383	27.769	25.430	26.148 0.038	1'40.730 1'40.768	11	0.038
16	41 L. MOSSEY	GBR	Kawasaki ZX-10RR	22.039	27.995	24.883	25.853	1'40.770 1'40.770	12	
17	99 P. JACOBSEN	USA	Honda CBR1000RR	22.092	28.244 0.334	24.907	25.905 0.210	1'41.148 1'41.692	17	0.544
18	45 J. GAGNE	USA	Honda CBR1000RR	21.725 0.089	28.037	25.229	26.502 0.307	1'41.493 1'41.889	19	0.396
19	55 M. LAW	GBR	Kawasaki ZX-10RR	22.124	27.886	25.185	26.580	1'41.775 1'41.775	18	
20	94 N. CANEPA	ITA	Yamaha YZF R1	21.959	28.427	25.336 0.012	26.113 0.089	1'41.835 1'41.936	20	0.101
21	81 J. TORRES	ESP	MV Agusta 1000 F4	21.871	28.435 0.164	25.556 0.168	26.158	1'42.020 1'42.352	21	0.332
22	40 R. RAMOS	ESP	Kawasaki ZX-10RR	22.117	28.785	25.641 0.112	26.262 0.301	1'42.805 1'43.218	22	0.413
23	37 O. JEZEK	CZE	Yamaha YZF R1	21.957	29.377 0.007	25.767 0.289	25.777 0.090	1'42.878 1'43.264	23	0.386
24	28 B. RAY	GBR	Suzuki GSX-R1000	22.688	29.027	25.423	27.104 0.307	1'44.242 1'44.549	24	0.307
25	54 T. RAZGATLIOGLU	TUR	Kawasaki ZX-10RR	22.727	29.140 0.002	26.110 0.036	26.510 0.035	1'44.487 1'44.560	25	0.073
Overall Ideal Time				21.116	27.017	24.472	25.292	1'37.897		

25/05/2018

These data/results cannot be reproduced, stored and/or transmitted in whole or in part by any manner of electronic, mechanical, photocopying, recording, broadcasting or otherwise now known or herein after developed without the previous express consent by the copyright owner, except for reproduction in daily press and regular printed publications on sale to the public within 60 days of the event related to those data/results and always provided that copyright symbol appears together as follows below.

© DORNA WSBK ORGANIZATION Srl 2018

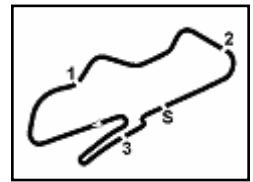
PIRELLI PERUGIA TIMING



Official Tyre Supplier



Official Timekeeper



PROSECCO DOC UK Round, Donington Park 25-27 May 2018

World Superbike - Chronological Analysis Free Practice 2nd Session

Donington Park 4.023 m

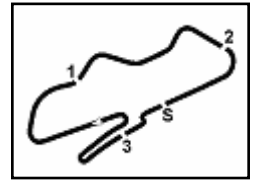
3 / 4

15°								18°							
60 M. VAN DER MARK (1'40.879)								55 M. LAW (1'41.775)							
Lap	Seg.1	Seg.2	Seg.3	Seg.4	Lap Time	km/h	Local Time	Lap	Seg.1	Seg.2	Seg.3	Seg.4	Lap Time	km/h	Local Time
1		32.387	27.553	27.777		234,3	12:32'00.704	1			32.441	27.456	28.645	240,0	12:34'56.798
2	23.053	30.098	26.523	26.936	1'46.610	240,6	12:33'47.314	2	23.695	30.730	27.083	28.140	1'49.648	239,0	12:36'46.446
3	22.410	29.551	26.361	26.590	1'44.912	237,9	12:35'32.226	3	23.205	30.085	26.397	27.912	1'47.599	244,4	12:38'34.045
4	22.114	29.122	26.121	26.416	1'43.773	241,6	12:37'15.999	4	22.798	29.974	26.282	27.299	1'46.353	242,7	12:40'20.398
5	22.045	29.237	25.877	26.269	1'43.428	244,9	12:38'59.427	5	22.616	29.773	26.331	27.548	1'46.268	244,9	12:42'06.666
6	21.982	29.197	25.883	26.266	1'43.328	246,1	12:40'42.755	6	22.604	29.787	26.141	27.246	1'45.778	243,8	12:43'52.444
7	22.161	28.920	25.963	26.240	1'43.284	242,2	12:42'26.039	7	22.407	29.544	25.951	26.901	1'44.803	241,6	12:45'37.247
8	21.826	28.674	25.708	26.312	1'42.520	248,3	12:44'08.559	8	22.508	29.338	25.982	26.913	1'44.741	241,6	12:47'21.988
9	21.958	28.855	25.695	26.284	1'42.792	250,1	12:45'51.351	9	24.398	31.772	31.772	36.053	2'03.995P	142,1	12:49'25.983
10	21.955	28.711	25.829	26.392	1'42.887	245,5	12:47'34.238	10	3'39.845	30.616	26.266	27.498	5'04.225P	241,6	12:54'30.208
11	22.025	28.786	25.674	26.258	1'42.743	248,3	12:49'16.981	11	22.412	29.380	25.927	27.023	1'44.742	240,6	12:56'14.950
12	22.961	30.330	26.173	32.167	1'51.631P	249,5	12:51'08.612	12	22.369	28.873	25.513	26.924	1'43.679	243,8	12:57'58.629
13	7'05.174	33.279	26.154	26.236	8'30.843P	242,7	12:59'39.455	13	22.475	28.988	25.796	27.106	1'44.365	245,5	12:59'42.994
14	21.818	28.419	25.455	26.111	1'41.803	251,8	13:01'21.258	14	22.374	28.715	25.736	27.044	1'43.869	244,4	13:01'56.863
15	21.715	28.287	25.381	26.284	1'41.667	251,8	13:03'02.925	15	22.215	28.376	25.524	27.095	1'43.210	246,6	13:03'10.073
16	21.730	28.243	25.591	26.297	1'41.861	253,6	13:04'44.786	16	22.234	28.421	25.358	26.794	1'42.807	247,2	13:04'52.880
17	24.188	35.621	25.704	26.634	1'52.147	248,3	13:06'36.933	17	22.395	28.615	25.754	33.286	1'50.050P	242,7	13:06'42.930
18	21.739	27.761	25.150	26.299	1'40.949	252,4	13:08'17.882	18	51.584	28.743	26.005	26.883	2'13.215P	242,7	13:08'56.145
19	21.728	27.639	25.229	26.283	1'40.879	249,5	13:09'58.761	19	22.124	27.886	25.185	26.580	1'41.775	247,2	13:10'37.920
20	21.737	28.125	25.254	26.400	1'41.516	256,0	13:11'40.277	19°							
								45 J. GAGNE (1'41.889)							
								Lap	Seg.1	Seg.2	Seg.3	Seg.4	Lap Time	km/h	Local Time
								1			31.810	27.758	27.650	231,3	12:32'01.649
								2	23.340	30.104	26.123	27.177	1'46.744	239,0	12:33'48.393
								3	22.447	29.259	26.400	26.984	1'45.090	229,8	12:35'33.483
								4	21.948	29.200	26.085	26.775	1'44.008	234,3	12:37'17.491
								5	22.065	29.164	26.188	26.646	1'44.063	233,3	12:39'01.554
								6	21.725	29.059	25.879	26.569	1'43.232	235,3	12:40'44.786
								7	21.980	28.550	25.775	31.876	1'48.181P	237,9	12:42'32.967
								8	7'12.122	30.619	30.300	26.925	8'39.966P	178,6	12:51'12.933
								9	22.279	28.785	25.925	26.576	1'43.565	241,1	12:52'56.498
								10	21.891	28.508	25.628	26.502	1'42.529	246,6	12:54'39.027
								11	21.771	28.208	25.777	26.606	1'42.362	243,8	12:56'21.389
								12	23.212	28.897	26.217	31.747	1'50.073P	238,4	12:58'11.462
								13	4'45.810	29.086	25.685	26.658	6'07.239P	247,2	13:04'18.701
								14	22.219	28.208	25.498	26.535	1'42.460	246,6	13:06'01.161
								15	21.814	28.037	25.229	26.809	1'41.889	249,5	13:07'43.050
								16	22.563	28.316	25.960	26.820	1'43.659	243,8	13:09'26.709
								17	21.937	28.217	25.428	26.629	1'42.211	248,3	13:11'08.920
								20°							
								94 N. CANEPA (1'41.936)							
								Lap	Seg.1	Seg.2	Seg.3	Seg.4	Lap Time	km/h	Local Time
								1			31.695	27.223	27.310	234,3	12:32'01.760
								2	23.028	29.902	26.235	27.024	1'46.189	244,4	12:33'47.949
								3	22.565	29.358	26.164	26.644	1'44.731	236,9	12:35'32.680
								4	22.402	29.359	25.960	26.756	1'44.477	237,4	12:37'17.157
								5	22.120	29.258	25.962	26.471	1'43.811	235,8	12:39'00.968
								6	21.979	29.140	25.749	26.226	1'43.094	242,2	12:40'44.062
								7	22.024	28.758	25.696	26.143	1'42.621	240,6	12:42'26.683
								8	21.973	29.122	25.826	42.415	1'59.336P	242,2	12:44'26.019
								9	10'23.703	32.867	27.035	28.183	11'51.788P	227,8	12:56'17.807
								10	22.523	29.566	25.619	27.267	1'44.975	234,8	12:58'02.782
								11	22.234	29.142	25.615	26.113	1'43.104	243,8	12:59'45.886
								12	22.108	28.882	25.784	26.798	1'43.572	239,5	13:01'29.458
								13	25.077	28.661	25.336	26.473	1'45.547	244,4	13:03'15.005
								14	21.959	28.427	25.348	26.202	1'41.936	248,3	13:04'56.941
								15	23.443	29.297	26.272	31.382	1'50.394P	241,1	13:06'47.335
								21°							
								81 J. TORRES (1'42.352)							
								Lap	Seg.1	Seg.2	Seg.3	Seg.4	Lap Time	km/h	Local Time
								1			32.344	28.036	28.305	224,0	12:31'56.410
								2	23.566	31.310	26.993	27.337	1'49.206	231,3	12:33'45.616

25/05/2018 P = Pits In/Out - C = Lap Time Cancelled

These data/results cannot be reproduced, stored and/or transmitted in whole or in part by any manner of electronic, mechanical, photocopying, recording, broadcasting or otherwise now known or herein after developed without the previous express consent by the copyright owner, except for reproduction in daily press and regular printed publications on sale to the public within 60 days of the event related to those data/results and always provided that copyright symbol appears together as follows below.

© DORNA WSBK ORGANIZATION Srl 2018



PROSECCO DOC UK Round, Donington Park 25-27 May 2018 World Superbike - Chronological Analysis Free Practice 2nd Session

Donington Park 4.023 m

4 / 4

3	22.688	29.897	26.499	26.699	1'45.783	237,4	12:35'31.399	14	3'09.700	31.479	26.992	28.421	4'36.592P	236,3	13:07'01.144
4	24.790	29.866	26.343	26.800	1'47.799	236,9	12:37'19.198	15	22.859	29.526	26.083	27.484	1'45.952	246,1	13:08'47.096
5	22.336	29.257	26.051	26.446	1'44.090	243,3	12:39'03.288	16	22.688	29.027	25.423	27.411	1'44.549	246,6	13:10'31.645
6	22.159	28.880	25.958	26.345	1'43.342	245,5	12:40'46.630								
7	22.237	29.066	25.939	26.321	1'43.553	243,3	12:42'30.183								
8	23.209	32.364	27.293	27.920	1'50.786	230,3	12:44'20.969								
9	22.252	29.342	26.008	31.233	1'48.835P	243,3	12:46'09.804								
10	5'26.874	30.215	26.445	26.597	6'50.131P	240,6	12:52'59.935								
11	22.161	28.898	25.740	26.499	1'43.298	248,3	12:54'43.233								
12	22.071	28.610	25.793	26.185	1'42.659	244,9	12:56'25.892								
13	22.031	28.541	25.556	26.261	1'42.389	250,1	12:58'08.281								
14	21.871	28.599	25.724	26.158	1'42.352	248,9	12:59'50.633								
15	22.755	28.702	26.041	31.119	1'48.617P	246,1	13:01'39.250								
16	1'44.938	31.317	27.553	27.118	3'10.926P	237,4	13:04'50.176								
17	22.320	29.188	27.985	28.013	1'47.506	237,4	13:06'37.682								
18	21.996	28.435	25.617	26.665	1'42.713	247,2	13:08'20.395								
19	21.930	28.533	25.558	26.617	1'42.638	248,9	13:10'03.033								

25°		54 T. RAZGATLIOGLU (1'44.560)					
Lap	Seg.1	Seg.2	Seg.3	Seg.4	Lap Time	km/h	Local Time
1		34.688	29.841	30.708			
2	24.444	33.170	29.383	28.372	1'55.369	234,3	12:34'27.224
3	23.998	32.031	27.818	27.289	1'51.136	240,0	12:36'18.360
4	23.756	31.849	32.496	37.656	2'05.757P	167,5	12:38'24.117
5	5'30.910	33.775	28.421	28.706	7'01.812P	240,0	12:45'25.929
6	25.158	38.760	28.352	27.751	2'00.021	236,3	12:47'25.950
7	24.248	32.922	28.823	27.104	1'53.097	241,1	12:49'19.047
8	23.654	31.489	30.838	33.024	1'59.005P	247,8	12:51'18.052
9	5'34.148	35.643	28.616	28.413	7'06.820P	236,3	12:58'24.872
10	24.879	33.490	32.082	30.823	2'01.274	240,0	13:00'26.146
11	25.631	31.993	27.274	27.883	1'52.781	240,6	13:02'18.927
12	23.408	30.451	27.064	31.705	1'52.628P	238,4	13:04'11.555
13	2'25.376	31.929	27.618	26.510	3'51.433P	239,5	13:08'02.988
14	22.727	29.142	26.146	26.545	1'44.560	246,1	13:09'47.548
15	22.863	29.140	26.110	26.588	1'44.701	247,2	13:11'32.249

22°		40 R. RAMOS (1'43.218)					
Lap	Seg.1	Seg.2	Seg.3	Seg.4	Lap Time	km/h	Local Time
1		33.639	28.494	28.510		232,8	12:32'02.742
2	23.654	31.663	27.222	27.279	1'49.818	236,9	12:33'52.560
3	23.219	31.109	26.894	26.912	1'48.134	238,4	12:35'40.694
4	23.131	30.813	27.070	26.842	1'47.856	243,3	12:37'28.550
5	23.281	30.558	27.282	26.796	1'47.917	242,2	12:39'16.467
6	22.943	30.418	26.516	26.772	1'46.649	243,3	12:41'03.116
7	22.806	30.082	26.192	26.713	1'45.793	245,5	12:42'48.909
8	23.552	31.258	27.299	32.265	1'54.374P	231,8	12:44'43.283
9	5'43.421	31.885	26.972	27.350	7'09.628P	240,0	12:51'52.911
10	23.299	30.199	26.092	26.833	1'46.423	241,1	12:53'39.334
11	22.502	29.625	25.938	26.814	1'44.879	246,1	12:55'24.213
12	22.385	29.572	25.946	30.162	1'48.065P	245,5	12:57'12.278
13	5'12.072	30.012	26.204	26.755	6'35.043P	242,7	13:03'47.321
14	22.636	29.413	25.861	26.262	1'44.172	244,4	13:05'31.493
15	22.453	29.180	25.641	26.379	1'43.653	244,4	13:07'15.146
16	22.422	29.375	26.240	26.893	1'44.930	243,3	13:09'00.076
17	22.117	28.785	25.753	26.563	1'43.218	246,1	13:10'43.294

23°		37 O. JEZEK (1'43.264)					
Lap	Seg.1	Seg.2	Seg.3	Seg.4	Lap Time	km/h	Local Time
1		35.558	31.074	36.188		210,8	12:32'28.955
2	4'09.303	35.020	29.197	29.834	5'43.354P	226,9	12:38'12.309
3	23.740	31.955	27.592	27.174	1'50.461	235,8	12:40'02.770
4	22.839	30.915	27.138	26.590	1'47.482	233,8	12:41'50.252
5	22.168	29.909	26.388	25.853	1'44.318	241,1	12:43'34.570
6	22.001	29.662	26.285	26.047	1'43.995	242,7	12:45'18.565
7	22.351	29.947	26.241	25.777	1'44.316	241,1	12:47'02.881
8	21.957	29.384	26.056	25.867	1'43.264	240,6	12:48'46.145

24°		28 B. RAY (1'44.549)					
Lap	Seg.1	Seg.2	Seg.3	Seg.4	Lap Time	km/h	Local Time
1		35.012	29.993	30.709		209,2	12:32'49.783
2	24.874	32.481	28.215	28.862	1'54.432	218,1	12:34'44.215
3	24.052	31.803	27.427	28.803	1'52.085	237,9	12:36'36.300
4	23.623	31.126	27.062	28.305	1'50.116	238,4	12:38'26.416
5	23.552	30.883	26.810	28.002	1'49.247	242,2	12:40'15.663
6	23.398	30.531	26.541	27.734	1'48.204	243,8	12:42'03.867
7	23.481	34.125	27.352	28.541	9'32.603	233,3	12:51'36.470
8	23.632	30.511	26.214	27.532	1'47.889	244,4	12:53'24.359
9	23.288	29.848	26.042	27.469	1'46.647	246,1	12:55'11.006
10	23.006	29.706	26.285	27.190	1'46.187	243,8	12:56'57.193
11	22.912	29.428	25.913	27.104	1'45.357	243,3	12:58'42.550
12	22.768	29.410	25.905	27.181	1'45.264	244,4	13:00'27.814
13	22.859	29.688	26.704	37.487	1'56.738P	237,9	13:02'24.552

25/05/2018 P = Pits In/Out - C = Lap Time Cancelled

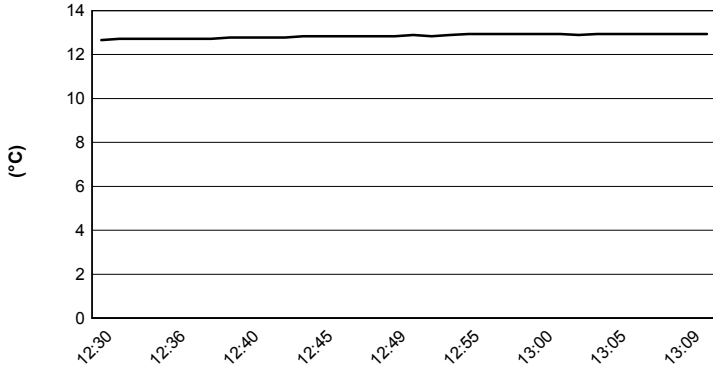
These data/results cannot be reproduced, stored and/or transmitted in whole or in part by any manner of electronic, mechanical, photocopying, recording, broadcasting or otherwise now known or herein after developed without the previous express consent by the copyright owner, except for reproduction in daily press and regular printed publications on sale to the public within 60 days of the event related to those data/results and always provided that copyright symbol appears together as follows below.

© DORNA WSBK ORGANIZATION Srl 2018

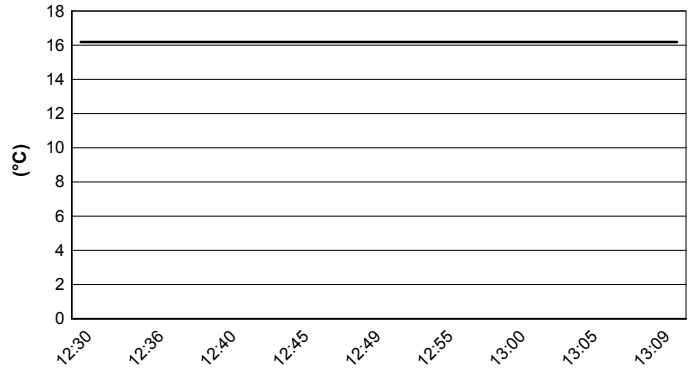
PROSECCO DOC UK Round, Donington Park 25-27 May 2018
World Superbike - Weather Report Free Practice 2nd Session
 Session started 12:30 - Session ended 13:12

Donington Park 4.023 m

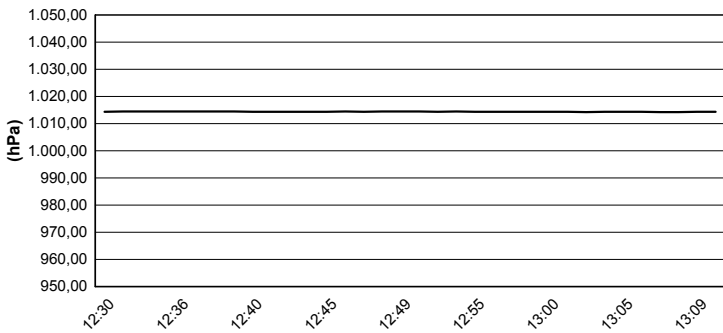
Air Temperature



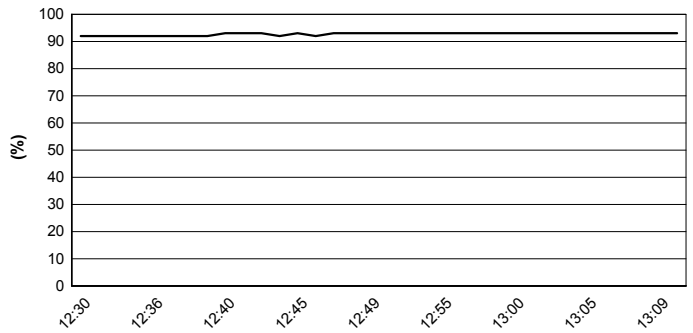
Track Temperature



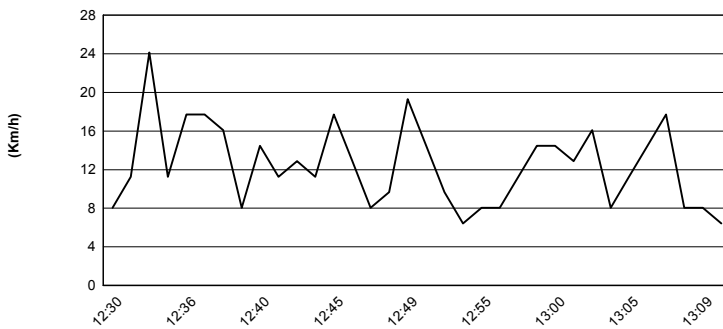
Air Pressure



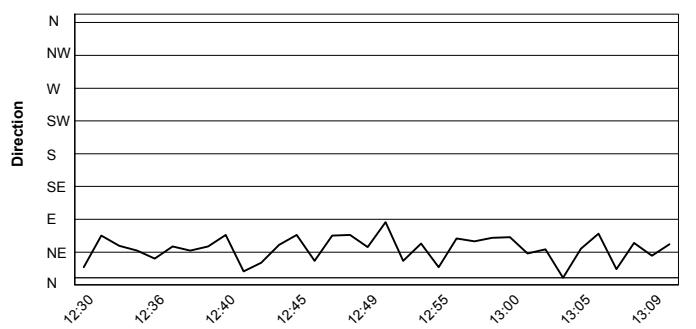
Humidity



Wind Speed



Wind Direction



25/05/2018

These data/results cannot be reproduced, stored and/or transmitted in whole or in part by any manner of electronic, mechanical, photocopying, recording, broadcasting or otherwise now known or herein after developed without the previous express consent by the copyright owner, except for reproduction in daily press and regular printed publications on sale to the public within 60 days of the event related to those data/results and always provided that copyright symbol appears together as follows below.

© DORNA WSBK ORGANIZATION Srl 2018