

## PROSECCO DOC UK Round, Donington Park 25-27 May 2018

### World Superbike - Free Practices Combined Results

Donington Park 4.023 m

No.	Rider	Nat	Team	Bike	Class	FP1	FP2	FP3	Time	Gap	Rel.	Avg Laps
1	<b>1 J. REA</b>	GBR	Kawasaki Racing Team WorldSBK	Kawasaki ZX-10RR		1'44.229	1'39.106	<b>1'28.003</b>	<b>1'28.003</b>			164,572 34
2	<b>66 T. SYKES</b>	GBR	Kawasaki Racing Team WorldSBK	Kawasaki ZX-10RR		1'44.793	1'38.593	<b>1'28.207</b>	<b>1'28.207</b>	0.204	0.204	164,191 43
3	<b>32 L. SAVADORI</b>	ITA	Milwaukee Aprilia	Aprilia RSV4 RF		1'48.414	1'39.933	<b>1'28.540</b>	<b>1'28.540</b>	0.537	0.333	163,574 44
4	<b>22 A. LOWES</b>	GBR	Pata Yamaha Official WorldSBK Team	Yamaha YZF R1		1'47.272	1'39.296	<b>1'28.567</b>	<b>1'28.567</b>	0.564	0.027	163,524 37
5	<b>50 E. LAVERTY</b>	IRL	Milwaukee Aprilia	Aprilia RSV4 RF		1'50.415	1'40.830	<b>1'28.650</b>	<b>1'28.650</b>	0.647	0.083	163,371 40
6	<b>60 M. VAN DER MARK</b>	NED	Pata Yamaha Official WorldSBK Team	Yamaha YZF R1			1'40.879	<b>1'28.768</b>	<b>1'28.768</b>	0.765	0.118	163,153 36
7	<b>91 L. HASLAM</b>	GBR	Kawasaki Puccetti Racing	Kawasaki ZX-10RR	IND	1'47.575	1'40.872	<b>1'28.841</b>	<b>1'28.841</b>	0.838	0.073	163,019 40
8	<b>76 L. BAZ</b>	FRA	GULF ALTHEA BMW Racing Team	BMW S 1000 RR		1'45.236	1'39.891	<b>1'29.242</b>	<b>1'29.242</b>	1.239	0.401	162,287 52
9	<b>28 B. RAY</b>	GBR	Buildbase Suzuki	Suzuki GSX-R1000	IND		1'44.549	<b>1'29.257</b>	<b>1'29.257</b>	1.254	0.015	162,260 32
10	<b>33 M. MELANDRI</b>	ITA	Aruba.it Racing - Ducati	Ducati Panigale R		1'46.768	1'40.367	<b>1'29.275</b>	<b>1'29.275</b>	1.272	0.018	162,227 44
11	<b>41 L. MOSSEY</b>	GBR	Team Pedercini Racing	Kawasaki ZX-10RR	IND	1'48.461	1'40.770	<b>1'29.279</b>	<b>1'29.279</b>	1.276	0.004	162,220 46
12	<b>54 T. RAZGATLIOGLU</b>	TUR	Kawasaki Puccetti Racing	Kawasaki ZX-10RR	IND	1'51.999	1'44.560	<b>1'29.347</b>	<b>1'29.347</b>	1.344	0.068	162,096 41
13	<b>2 L. CAMIER</b>	GBR	Red Bull Honda World Superbike Team	Honda CBR1000RR		1'46.288	1'39.886	<b>1'29.417</b>	<b>1'29.417</b>	1.414	0.070	161,969 33
14	<b>94 N. CANEPA</b>	ITA	Yamaha Motor Europe	Yamaha YZF R1	IND	1'46.700	1'41.936	<b>1'29.616</b>	<b>1'29.616</b>	1.613	0.199	161,610 45
15	<b>36 L. MERCADO</b>	ARG	Orelac Racing VerdNatura	Kawasaki ZX-10RR	IND	1'46.612	1'41.197	<b>1'29.708</b>	<b>1'29.708</b>	1.705	0.092	161,444 50
16	<b>7 C. DAVIES</b>	GBR	Aruba.it Racing - Ducati	Ducati Panigale R		1'47.658	1'40.565	<b>1'29.719</b>	<b>1'29.719</b>	1.716	0.011	161,424 36
17	<b>99 P. JACOBSEN</b>	USA	TripleM Honda World Superbike Team	Honda CBR1000RR	IND	1'47.401	1'41.692	<b>1'30.087</b>	<b>1'30.087</b>	2.084	0.368	160,765 43
18	<b>55 M. LAW</b>	GBR	Team WD40	Kawasaki ZX-10RR	IND	1'59.949	1'41.775	<b>1'30.277</b>	<b>1'30.277</b>	2.274	0.190	160,426 42
19	<b>45 J. GAGNE</b>	USA	Red Bull Honda World Superbike Team	Honda CBR1000RR		1'47.621	1'41.889	<b>1'30.377</b>	<b>1'30.377</b>	2.374	0.100	160,249 45
20	<b>40 R. RAMOS</b>	ESP	Team GoEleven Kawasaki	Kawasaki ZX-10RR	IND	1'52.052	1'43.218	<b>1'30.460</b>	<b>1'30.460</b>	2.457	0.083	160,102 37
21	<b>44 G. REA</b>	GBR	OMG Racing UK	Suzuki GSX-R1000	IND	1'47.762	1'40.669	<b>1'30.647</b>	<b>1'30.647</b>	2.644	0.187	159,771 38
22	<b>37 O. JEZEK</b>	CZE	Guandalini Racing	Yamaha YZF R1	IND		1'43.264	<b>1'30.889</b>	<b>1'30.889</b>	2.886	0.242	159,346 19
23	<b>12 X. FORES</b>	ESP	Barni Racing Team	Ducati Panigale R	IND	1'48.800	1'40.116	<b>1'30.925</b>	<b>1'30.925</b>	2.922	0.036	159,283 30
24	<b>21 M. RINALDI</b>	ITA	Aruba.it Racing - Junior Team	Ducati Panigale R	IND	1'47.501	1'40.768	<b>1'31.558</b>	<b>1'31.558</b>	3.555	0.633	158,182 48
25	<b>81 J. TORRES</b>	ESP	MV Agusta Reparto Corse	MV Agusta 1000 F4		1'47.971	<b>1'42.352</b>		<b>1'42.352</b>	14.349	10.794	141,500 32

25/05/2018

These data/results cannot be reproduced, stored and/or transmitted in whole or in part by any manner of electronic, mechanical, photocopying, recording, broadcasting or otherwise now known or herein after developed without the previous express consent by the copyright owner, except for reproduction in daily press and regular printed publications on sale to the public within 60 days of the event related to those data/results and always provided that copyright symbol appears together as follows below.

© DORNA WSBK ORGANIZATION Srl 2018

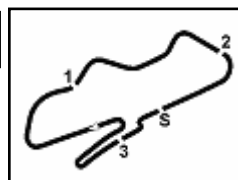
PIRELLI PERUGIA TIMING



Official Tyre Supplier



Official Timekeeper



## PROSECCO DOC UK Round, Donington Park 25-27 May 2018

### World Superbike - Results Free Practice 3rd Session

No.	Rider	Nat	Team	Bike	Class	Time	Gap	Rel.	Laps	Speed	
										Avg	Max
1	1 J. REA	GBR	Kawasaki Racing Team WorldSBK	Kawasaki ZX-10RR		<b>1'28.003</b>			20	164,572	<b>268,2</b>
2	66 T. SYKES	GBR	Kawasaki Racing Team WorldSBK	Kawasaki ZX-10RR		<b>1'28.207</b>	0.204	0.204	17	164,191	<b>265,5</b>
3	32 L. SAVADORI	ITA	Milwaukee Aprilia	Aprilia RSV4 RF		<b>1'28.540</b>	0.537	0.333	16	163,574	<b>264,9</b>
4	22 A. LOWES	GBR	Pata Yamaha Official WorldSBK Team	Yamaha YZF R1		<b>1'28.567</b>	0.564	0.027	18	163,524	<b>266,8</b>
5	50 E. LAVERTY	IRL	Milwaukee Aprilia	Aprilia RSV4 RF		<b>1'28.650</b>	0.647	0.083	15	163,371	<b>267,5</b>
6	60 M. VAN DER MARK	NED	Pata Yamaha Official WorldSBK Team	Yamaha YZF R1		<b>1'28.768</b>	0.765	0.118	17	163,153	<b>268,2</b>
7	91 L. HASLAM	GBR	Kawasaki Puccetti Racing	Kawasaki ZX-10RR	IND	<b>1'28.841</b>	0.838	0.073	17	163,019	<b>263,6</b>
8	76 L. BAZ	FRA	GULF ALTHEA BMW Racing Team	BMW S 1000 RR		<b>1'29.242</b>	1.239	0.401	19	162,287	<b>264,9</b>
9	28 B. RAY	GBR	Buildbase Suzuki	Suzuki GSX-R1000	IND	<b>1'29.257</b>	1.254	0.015	17	162,260	<b>262,3</b>
10	33 M. MELANDRI	ITA	Aruba.it Racing - Ducati	Ducati Panigale R		<b>1'29.275</b>	1.272	0.018	18	162,227	<b>267,5</b>
11	41 L. MOSSEY	GBR	Team Pedercini Racing	Kawasaki ZX-10RR	IND	<b>1'29.279</b>	1.276	0.004	16	162,220	<b>259,7</b>
12	54 T. RAZGATLIOGLU	TUR	Kawasaki Puccetti Racing	Kawasaki ZX-10RR	IND	<b>1'29.347</b>	1.344	0.068	17	162,096	<b>267,5</b>
13	2 L. CAMIER	GBR	Red Bull Honda World Superbike Team	Honda CBR1000RR		<b>1'29.417</b>	1.414	0.070	16	161,969	<b>261,0</b>
14	94 N. CANEPA	ITA	Yamaha Motor Europe	Yamaha YZF R1	IND	<b>1'29.616</b>	1.613	0.199	18	161,610	<b>264,2</b>
15	36 L. MERCADO	ARG	Orelac Racing VerdNatura	Kawasaki ZX-10RR	IND	<b>1'29.708</b>	1.705	0.092	18	161,444	<b>263,6</b>
16	7 C. DAVIES	GBR	Aruba.it Racing - Ducati	Ducati Panigale R		<b>1'29.719</b>	1.716	0.011	7	161,424	<b>266,8</b>
17	99 P. JACOBSEN	USA	TripleM Honda World Superbike Team	Honda CBR1000RR	IND	<b>1'30.087</b>	2.084	0.368	15	160,765	<b>265,5</b>
18	55 M. LAW	GBR	Team WD40	Kawasaki ZX-10RR	IND	<b>1'30.277</b>	2.274	0.190	21	160,426	<b>262,3</b>
19	45 J. GAGNE	USA	Red Bull Honda World Superbike Team	Honda CBR1000RR		<b>1'30.377</b>	2.374	0.100	19	160,249	<b>260,4</b>
20	40 R. RAMOS	ESP	Team GoEleven Kawasaki	Kawasaki ZX-10RR	IND	<b>1'30.460</b>	2.457	0.083	15	160,102	<b>259,7</b>
21	44 G. REA	GBR	OMG Racing UK	Suzuki GSX-R1000	IND	<b>1'30.647</b>	2.644	0.187	10	159,771	<b>259,7</b>
22	37 O. JEZEK	CZE	Guandalini Racing	Yamaha YZF R1	IND	<b>1'30.889</b>	2.886	0.242	12	159,346	<b>256,0</b>
23	12 X. FORES	ESP	Barni Racing Team	Ducati Panigale R	IND	<b>1'30.925</b>	2.922	0.036	5	159,283	<b>261,6</b>
24	21 M. RINALDI	ITA	Aruba.it Racing - Junior Team	Ducati Panigale R	IND	<b>1'31.558</b>	3.555	0.633	15	158,182	<b>262,9</b>
----- Out 107% in this Session -----											
25	81 J. TORRES	ESP	MV Agusta Reparto Corse	MV Agusta 1000 F4					0		<b>257,9</b>

Qualifying Lap Time (107% of 1'28.003): 1'34.164

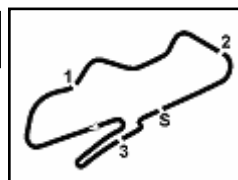
AIR	Humidity:	94%	Temp:	13°C
TRACK	Condition:	Dry	Temp:	16°C

Records	Pole (SP2)	2017 T.Sykes	1'26.641	167,160	Km/h
	Race (RC2)	2016 J.Rea	1'27.605	165,320	Km/h
	Circuit (SP2)	2017 T.Sykes	1'26.641	167,160	Km/h

Start 25/05/2018 16:05 End 16:47 The results are provisional until the end of the time limit for protests and appeals and the completion of the technical checks.

These data/results cannot be reproduced, stored and/or transmitted in whole or in part by any manner of electronic, mechanical, photocopying, recording, broadcasting or otherwise now known or herein after developed without the previous express consent by the copyright owner, except for reproduction in daily press and regular printed publications on sale to the public within 60 days of the event related to those data/results and always provided that copyright symbol appears together as follows below.

© DORNA WSBK ORGANIZATION Srl 2018



## PROSECCO DOC UK Round, Donington Park 25-27 May 2018

### World Superbike - Results Free Practice 3rd Session

#### Session Highlights

Local Time	No. Rider	Description
16.05.00		Start
16.07.38		WorldSBK Pit Intervention Time: 48secs
16.08.05	81 J. TORRES	Stop - Technical Problem
16.08.52	81 J. TORRES	Technical Problem - Turn 11
16.15.11	44 G. REA	Crashed - Turn 1
16.16.31	91 L. HASLAM	Lap Cancelled (1'30.634) - Exceeded Track Limits - Turn 10
16.17.23	91 L. HASLAM	On the Gravel - Re-Joined - Turn 11
16.18.08	7 C. DAVIES	Crashed - Turn 2
16.18.23	54 T. RAZGATLIOGLU	On the Gravel - Re-Joined - Turn 1
16.18.42	36 L. MERCADO	On the Gravel - Re-Joined - Turn 1
16.19.20	7 C. DAVIES	Medical Centre
16.25.59	32 L. SAVADORI	Current Lap Cancelled - Exceeded Track Limits - Turn 10
16.26.14	91 L. HASLAM	Lap Cancelled (8'25.252) - Exceeded Track Limits - Turn 10
16.27.36	60 M. VAN DER MARK	Crashed - Turn 3
16.28.03	60 M. VAN DER MARK	Re-joined
16.28.28	21 M. RINALDI	Current Lap Cancelled - Exceeded Track Limits - Turn 10
16.28.34	12 X. FORES	Crashed - Turn 1
16.30.38	91 L. HASLAM	On the Gravel - Re-Joined - Turn 11
16.32.35	40 R. RAMOS	On the Gravel - Re-Joined - Turn 1
16.34.07	40 R. RAMOS	On the Gravel - Re-Joined - Turn 11
16.43.12	1 J. REA	On the Gravel - Re-Joined - Turn 1
16.44.34	55 M. LAW	Current Lap Cancelled - Exceeded Track Limits - Turn 10
16.45.11	91 L. HASLAM	On the Gravel - Re-Joined - Turn 11
16.47.00		End Of Session

#### Fastest Laps Sequence

No.	Rider	Nat	Team	Bike	Local Time	Time	Gap	Avg
1	J. REA	GBR	Kawasaki Racing Team WorldSBK	Kawasaki ZX-10RR	16:08'09.851	<b>1'30.438</b>		160,141
50	E. LAVERTY	IRL	Milwaukee Aprilia	Aprilia RSV4 RF	16:08'10.460	<b>1'30.320</b>	-0.118	160,350
1	J. REA	GBR	Kawasaki Racing Team WorldSBK	Kawasaki ZX-10RR	16:09'39.390	<b>1'29.539</b>	-0.781	161,749
50	E. LAVERTY	IRL	Milwaukee Aprilia	Aprilia RSV4 RF	16:09'39.645	<b>1'29.185</b>	-0.354	162,391
66	T. SYKES	GBR	Kawasaki Racing Team WorldSBK	Kawasaki ZX-10RR	16:13'50.165	<b>1'28.879</b>	-0.306	162,950
1	J. REA	GBR	Kawasaki Racing Team WorldSBK	Kawasaki ZX-10RR	16:14'10.243	<b>1'28.816</b>	-0.063	163,065
66	T. SYKES	GBR	Kawasaki Racing Team WorldSBK	Kawasaki ZX-10RR	16:19'50.378	<b>1'28.751</b>	-0.065	163,185
1	J. REA	GBR	Kawasaki Racing Team WorldSBK	Kawasaki ZX-10RR	16:27'52.746	<b>1'28.234</b>	-0.517	164,141
66	T. SYKES	GBR	Kawasaki Racing Team WorldSBK	Kawasaki ZX-10RR	16:37'08.224	<b>1'28.207</b>	-0.027	164,191
1	J. REA	GBR	Kawasaki Racing Team WorldSBK	Kawasaki ZX-10RR	16:45'56.395	<b>1'28.003</b>	-0.204	164,572

Start 16:05 End 16:47 The results are provisional until the end of the time limit for protests and appeals and the completion of the technical checks.

These data/results cannot be reproduced, stored and/or transmitted in whole or in part by any manner of electronic, mechanical, photocopying, recording, broadcasting or otherwise now known or herein after developed without the previous express consent by the copyright owner, except for reproduction in daily press and regular printed publications on sale to the public within 60 days of the event related to those data/results and always provided that copyright symbol appears together as follows below.

© DORNA WSBK ORGANIZATION Srl 2018



## PROSECCO DOC UK Round, Donington Park 25-27 May 2018

### World Superbike - Best Sectors & Speed Free Practice 3rd Session

BEST LAP			
1	1 J. REA	Kawasaki ZX-10RR	1'28.003
2	66 T. SYKES	Kawasaki ZX-10RR	1'28.207
3	32 L. SAVADORI	Aprilia RSV4 RF	1'28.540
4	22 A. LOWES	Yamaha YZF R1	1'28.567
5	50 E. LAVERTY	Aprilia RSV4 RF	1'28.650
6	60 M. VAN DER MARK	Yamaha YZF R1	1'28.768
7	91 L. HASLAM	Kawasaki ZX-10RR	1'28.841
8	76 L. BAZ	BMW S 1000 RR	1'29.242
9	28 B. RAY	Suzuki GSX-R1000	1'29.257
10	33 M. MELANDRI	Ducati Panigale R	1'29.275
11	41 L. MOSSEY	Kawasaki ZX-10RR	1'29.279
12	54 T. RAZGATLIOGLU	Kawasaki ZX-10RR	1'29.347
13	2 L. CAMIER	Honda CBR1000RR	1'29.417
14	94 N. CANEPA	Yamaha YZF R1	1'29.616
15	36 L. MERCADO	Kawasaki ZX-10RR	1'29.708
16	7 C. DAVIES	Ducati Panigale R	1'29.719
17	99 P. JACOBSEN	Honda CBR1000RR	1'30.087
18	55 M. LAW	Kawasaki ZX-10RR	1'30.277
19	45 J. GAGNE	Honda CBR1000RR	1'30.377
20	40 R. RAMOS	Kawasaki ZX-10RR	1'30.460
21	44 G. REA	Suzuki GSX-R1000	1'30.647
22	37 O. JEZEK	Yamaha YZF R1	1'30.889
23	12 X. FORES	Ducati Panigale R	1'30.925
24	21 M. RINALDI	Ducati Panigale R	1'31.558
25	81 J. TORRES	MV Agusta 1000 F4	

SPEED			
1	1 J. REA	Kawasaki ZX-10RR	268,2
2	60 M. VAN DER MARK	Yamaha YZF R1	268,2
3	50 E. LAVERTY	Aprilia RSV4 RF	267,5
4	33 M. MELANDRI	Ducati Panigale R	267,5
5	54 T. RAZGATLIOGLU	Kawasaki ZX-10RR	267,5
6	22 A. LOWES	Yamaha YZF R1	266,8
7	7 C. DAVIES	Ducati Panigale R	266,8
8	66 T. SYKES	Kawasaki ZX-10RR	265,5
9	99 P. JACOBSEN	Honda CBR1000RR	265,5
10	76 L. BAZ	BMW S 1000 RR	264,9
11	32 L. SAVADORI	Aprilia RSV4 RF	264,9
12	94 N. CANEPA	Yamaha YZF R1	264,2
13	91 L. HASLAM	Kawasaki ZX-10RR	263,6
14	36 L. MERCADO	Kawasaki ZX-10RR	263,6
15	21 M. RINALDI	Ducati Panigale R	262,9
16	28 B. RAY	Suzuki GSX-R1000	262,3
17	55 M. LAW	Kawasaki ZX-10RR	262,3
18	12 X. FORES	Ducati Panigale R	261,6
19	2 L. CAMIER	Honda CBR1000RR	261,0
20	45 J. GAGNE	Honda CBR1000RR	260,4
21	40 R. RAMOS	Kawasaki ZX-10RR	259,7
22	41 L. MOSSEY	Kawasaki ZX-10RR	259,7
23	44 G. REA	Suzuki GSX-R1000	259,7
24	81 J. TORRES	MV Agusta 1000 F4	257,9
25	37 O. JEZEK	Yamaha YZF R1	256,0

SEG. 1		
1	1 J. REA	18.889
2	66 T. SYKES	18.957
3	50 E. LAVERTY	19.093
4	91 L. HASLAM	19.140
5	76 L. BAZ	19.179
6	60 M. VAN DER MARK	19.181
7	22 A. LOWES	19.192
8	54 T. RAZGATLIOGLU	19.203
9	41 L. MOSSEY	19.216
10	32 L. SAVADORI	19.231
11	7 C. DAVIES	19.268
12	2 L. CAMIER	19.270
13	28 B. RAY	19.347
14	55 M. LAW	19.385
15	94 N. CANEPA	19.392
16	36 L. MERCADO	19.393
17	45 J. GAGNE	19.430
18	33 M. MELANDRI	19.449
19	99 P. JACOBSEN	19.518
20	12 X. FORES	19.539
21	37 O. JEZEK	19.551
22	40 R. RAMOS	19.561
23	44 G. REA	19.610
24	21 M. RINALDI	19.797
25	81 J. TORRES	20.229

SEG. 2		
1	91 L. HASLAM	24.044
2	60 M. VAN DER MARK	24.064
3	1 J. REA	24.090
4	66 T. SYKES	24.102
5	50 E. LAVERTY	24.125
6	32 L. SAVADORI	24.132
7	22 A. LOWES	24.223
8	33 M. MELANDRI	24.281
9	76 L. BAZ	24.385
10	41 L. MOSSEY	24.438
11	54 T. RAZGATLIOGLU	24.467
12	28 B. RAY	24.477
13	2 L. CAMIER	24.509
14	94 N. CANEPA	24.511
15	45 J. GAGNE	24.512
16	7 C. DAVIES	24.538
17	55 M. LAW	24.558
18	36 L. MERCADO	24.622
19	40 R. RAMOS	24.736
20	21 M. RINALDI	24.743
21	99 P. JACOBSEN	24.749
22	44 G. REA	24.767
23	12 X. FORES	24.772
24	37 O. JEZEK	25.075
25	81 J. TORRES	25.752

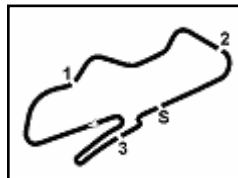
SEG. 3		
1	66 T. SYKES	22.028
2	32 L. SAVADORI	22.048
3	22 A. LOWES	22.062
4	1 J. REA	22.126
5	28 B. RAY	22.181
6	60 M. VAN DER MARK	22.196
7	91 L. HASLAM	22.202
8	50 E. LAVERTY	22.251
9	54 T. RAZGATLIOGLU	22.303
10	99 P. JACOBSEN	22.338
11	76 L. BAZ	22.347
12	33 M. MELANDRI	22.402
13	41 L. MOSSEY	22.402
14	36 L. MERCADO	22.433
15	40 R. RAMOS	22.451
16	2 L. CAMIER	22.456
17	94 N. CANEPA	22.463
18	7 C. DAVIES	22.478
19	55 M. LAW	22.553
20	45 J. GAGNE	22.626
21	44 G. REA	22.627
22	37 O. JEZEK	22.809
23	12 X. FORES	22.890
24	21 M. RINALDI	22.999
25	81 J. TORRES	23.299

SEG. 4		
1	1 J. REA	22.837
2	66 T. SYKES	22.928
3	32 L. SAVADORI	22.965
4	22 A. LOWES	22.997
5	50 E. LAVERTY	23.040
6	76 L. BAZ	23.078
7	28 B. RAY	23.084
8	33 M. MELANDRI	23.090
9	36 L. MERCADO	23.103
10	60 M. VAN DER MARK	23.149
11	2 L. CAMIER	23.182
12	91 L. HASLAM	23.189
13	41 L. MOSSEY	23.207
14	7 C. DAVIES	23.238
15	54 T. RAZGATLIOGLU	23.245
16	94 N. CANEPA	23.250
17	99 P. JACOBSEN	23.426
18	37 O. JEZEK	23.454
19	40 R. RAMOS	23.465
20	45 J. GAGNE	23.485
21	44 G. REA	23.523
22	12 X. FORES	23.603
23	55 M. LAW	23.725
24	21 M. RINALDI	23.932
25	81 J. TORRES	24.840

25/05/2018

These data/results cannot be reproduced, stored and/or transmitted in whole or in part by any manner of electronic, mechanical, photocopying, recording, broadcasting or otherwise now known or herein after developed without the previous express consent by the copyright owner, except for reproduction in daily press and regular printed publications on sale to the public within 60 days of the event related to those data/results and always provided that copyright symbol appears together as follows below.

© DORNA WSBK ORGANIZATION Srl 2018



Donington Park 4.023 m

## PROSECCO DOC UK Round, Donington Park 25-27 May 2018

### World Superbike - Ideal Times Free Practice 3rd Session

No.	Rider	Nat	Bike	Seg. 1	Seg. 2	Seg. 3	Seg. 4	Ideal Time		
				Diff. 1	Diff. 2	Diff. 3	Diff. 4	Best Lap	Pos.	Diff.
1	<b>1 J. REA</b>	GBR	Kawasaki ZX-10RR	<b>18.889</b>	24.090 0.010	22.126 0.047	<b>22.837</b> 0.004	<b>1'27.942</b> 1'28.003	2	0.061
2	<b>66 T. SYKES</b>	GBR	Kawasaki ZX-10RR	18.957 0.145	24.102 0.041	<b>22.028</b>	22.928 0.006	<b>1'28.015</b> 1'28.207	3	0.192
3	<b>32 L. SAVADORI</b>	ITA	Aprilia RSV4 RF	19.231 0.164	24.132	22.048	22.965	<b>1'28.376</b> 1'28.540	4	0.164
4	<b>22 A. LOWES</b>	GBR	Yamaha YZF R1	19.192	24.223 0.093	22.062	22.997	<b>1'28.474</b> 1'28.567	5	0.093
5	<b>50 E. LAVERTY</b>	IRL	Aprilia RSV4 RF	19.093	24.125	22.251 0.053	23.040 0.088	<b>1'28.509</b> 1'28.650	6	0.141
6	<b>91 L. HASLAM</b>	GBR	Kawasaki ZX-10RR	19.140 0.118	<b>24.044</b> 0.020	22.202 0.128	23.189	<b>1'28.575</b> 1'28.841	8	0.266
7	<b>60 M. VAN DER MARK</b>	NED	Yamaha YZF R1	19.181 0.108	24.064	22.196 0.006	23.149 0.064	<b>1'28.590</b> 1'28.768	7	0.178
8	<b>76 L. BAZ</b>	FRA	BMW S 1000 RR	19.179 0.028	24.385	22.347 0.162	23.078 0.063	<b>1'28.989</b> 1'29.242	9	0.253
9	<b>28 B. RAY</b>	GBR	Suzuki GSX-R1000	19.347 0.052	24.477	22.181 0.116	23.084	<b>1'29.089</b> 1'29.257	10	0.168
10	<b>54 T. RAZGATLIOGLU</b>	TUR	Kawasaki ZX-10RR	19.203 0.080	24.467 0.030	22.303 0.019	23.245	<b>1'29.218</b> 1'29.347	13	0.129
11	<b>33 M. MELANDRI</b>	ITA	Ducati Panigale R	19.449	24.281 0.053	22.402	23.090	<b>1'29.222</b> 1'29.275	11	0.053
12	<b>41 L. MOSSEY</b>	GBR	Kawasaki ZX-10RR	19.216	24.438 0.004	22.402 0.012	23.207	<b>1'29.263</b> 1'29.279	12	0.016
13	<b>2 L. CAMIER</b>	GBR	Honda CBR1000RR	19.270	24.509	22.456	23.182	<b>1'29.417</b> 1'29.417	14	
14	<b>7 C. DAVIES</b>	GBR	Ducati Panigale R	19.268 0.197	24.538	22.478	23.238	<b>1'29.522</b> 1'29.719	17	0.197
15	<b>36 L. MERCADO</b>	ARG	Kawasaki ZX-10RR	19.393 0.001	24.622 0.107	22.433 0.049	23.103	<b>1'29.551</b> 1'29.708	16	0.157
16	<b>94 N. CANEPA</b>	ITA	Yamaha YZF R1	19.392	24.511	22.463	23.250	<b>1'29.616</b> 1'29.616	15	
17	<b>99 P. JACOBSEN</b>	USA	Honda CBR1000RR	19.518	24.749	22.338	23.426 0.056	<b>1'30.031</b> 1'30.087	18	0.056
18	<b>45 J. GAGNE</b>	USA	Honda CBR1000RR	19.430 0.030	24.512 0.136	22.626	23.485 0.158	<b>1'30.053</b> 1'30.377	20	0.324
19	<b>40 R. RAMOS</b>	ESP	Kawasaki ZX-10RR	19.561 0.165	24.736 0.082	22.451	23.465	<b>1'30.213</b> 1'30.460	21	0.247
20	<b>55 M. LAW</b>	GBR	Kawasaki ZX-10RR	19.385	24.558	22.553	23.725 0.056	<b>1'30.221</b> 1'30.277	19	0.056
21	<b>44 G. REA</b>	GBR	Suzuki GSX-R1000	19.610 0.028	24.767	22.627 0.045	23.523 0.047	<b>1'30.527</b> 1'30.647	22	0.120
22	<b>12 X. FORES</b>	ESP	Ducati Panigale R	19.539	24.772 0.121	22.890	23.603	<b>1'30.804</b> 1'30.925	24	0.121
23	<b>37 O. JEZEK</b>	CZE	Yamaha YZF R1	19.551	25.075	22.809	23.454	<b>1'30.889</b> 1'30.889	23	
24	<b>21 M. RINALDI</b>	ITA	Ducati Panigale R	19.797 0.014	24.743	22.999 0.019	23.932 0.054	<b>1'31.471</b> 1'31.558	25	0.087
<b>Overall Ideal Time</b>				18.889	24.044	22.028	22.837	<b>1'27.798</b>		

25/05/2018

These data/results cannot be reproduced, stored and/or transmitted in whole or in part by any manner of electronic, mechanical, photocopying, recording, broadcasting or otherwise now known or herein after developed without the previous express consent by the copyright owner, except for reproduction in daily press and regular printed publications on sale to the public within 60 days of the event related to those data/results and always provided that copyright symbol appears together as follows below.

© DORNA WSBK ORGANIZATION Srl 2018

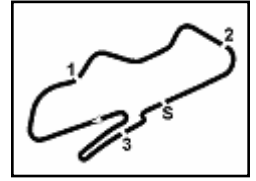
**PIRELLI PERUGIA TIMING**


Official Tyre Supplier



Official Timekeeper





## PROSECCO DOC UK Round, Donington Park 25-27 May 2018 World Superbike - Chronological Analysis Free Practice 3rd Session

Donington Park 4.023 m

1°								22 A. LOWES (1'28.567)							
Lap	Seg.1	Seg.2	Seg.3	Seg.4	Lap Time	km/h	Local Time	Lap	Seg.1	Seg.2	Seg.3	Seg.4	Lap Time	km/h	Local Time
1		26.721	23.342	23.728		259.7	16:06'39.413	1		27.559	24.035	24.321		258.5	16:07'06.852
2	19.629	24.885	22.624	23.300	1'30.438	264.2	16:08'09.851	2	20.333	25.453	22.983	23.829	1'32.598	262.9	16:08'39.450
3	19.385	24.500	22.488	23.166	1'29.539	264.2	16:09'39.390	3	19.557	25.263	22.527	23.475	1'30.822	<b>266,8</b>	16:10'10.272
4	21.629	24.882	22.657	23.654	1'32.822	264.2	16:11'12.212	4	19.315	24.541	22.654	23.764	1'30.274	257.9	16:11'40.546
5	19.190	24.344	22.504	23.177	1'29.215	264.2	16:12'41.427	5	24.337	26.775	23.030	24.180	1'38.322	261.0	16:13'18.868
6	19.082	24.307	22.339	23.088	1'28.816	263.6	16:14'10.243	6	19.371	24.615	22.540	23.326	1'29.852	261.6	16:14'48.720
7	20.246	26.046	23.638	27.673	1'37.603P	261.6	16:15'47.846	7	19.345	24.565	22.536	23.444	1'29.890	263.6	16:16'18.610
8	9'23.724	25.966	23.429	23.547	10'36.666P	263.6	16:26'24.512	8	19.301	24.371	22.383	23.319	1'29.374	265.5	16:17'47.984
9	19.094	<b>24.090</b>	22.138	22.912	1'28.234	265.5	16:27'52.746	9	19.304	24.306	22.385	23.551	1'29.546	264.2	16:19'17.530
10	19.035	24.276	22.209	22.888	1'28.408	265.5	16:29'21.154	10	20.777	26.427	23.922	29.649	1'40.775P	243,3	16:20'58.305
11	19.026	24.421	22.183	23.011	1'28.641	266.8	16:30'49.795	11	7'58.959	26.230	23.006	23.705	9'11.900P	262,9	16:30'10.205
12	19.105	24.253	22.207	22.922	1'28.487	264.9	16:32'18.282	12	19.699	24.784	22.433	23.366	1'30.282	264.2	16:31'40.487
13	18.970	24.184	22.202	23.059	1'28.415	265.5	16:33'46.697	13	19.468	24.676	22.445	23.449	1'30.038	263.6	16:33'10.525
14	19.002	24.341	22.189	22.987	1'28.519	264.9	16:35'15.216	14	19.713	26.019	24.534	29.954	1'40.220P	254,8	16:34'50.745
15	19.075	24.202	22.209	22.923	1'28.409	266.2	16:36'43.625	15	4'20.865	26.022	22.721	23.602	5'33.210P	265,5	16:40'23.955
16	19.064	24.250	22.184	22.980	1'28.478	264.9	16:38'12.103	16	19.345	24.347	22.224	23.084	1'29.000	265.5	16:41'52.955
17	18.965	24.226	22.247	23.085	1'28.523	<b>268,2</b>	16:39'40.626	17	<b>19.192</b>	24.316	<b>22.062</b>	<b>22.997</b>	<b>1'28.567</b>	264,9	16:43'21.522
18	23.460	25.836	24.114	24.031	1'37.441	242.7	16:41'18.067	18	19.193	<b>24.223</b>	22.291	23.355	1'29.062	<b>266,8</b>	16:44'50.584
19	19.140	24.222	<b>22.126</b>	<b>22.837</b>	1'28.325	266.2	16:42'46.392	19	19.239	24.276	22.234	23.285	1'29.034	<b>266,8</b>	16:46'19.618
20	31.033	25.370	22.376	23.221	1'42.000	265.5	16:44'28.392								
21	<b>18.889</b>	24.100	22.173	22.841	<b>1'28.003</b>	266.2	16:45'56.395								

2°								50 E. LAVERTY (1'28.650)							
Lap	Seg.1	Seg.2	Seg.3	Seg.4	Lap Time	km/h	Local Time	Lap	Seg.1	Seg.2	Seg.3	Seg.4	Lap Time	km/h	Local Time
1		26.664	23.711	29.708		257.9	16:07'47.821	1		26.762	23.589	23.798		257.9	16:06'40.140
2	19.575	24.871	24.553	25.355	1'34.354	263.6	16:09'22.175	2	19.700	24.623	22.614	23.383	1'30.320	266.2	16:08'10.460
3	19.298	24.618	22.618	23.306	1'29.840	262.9	16:10'52.015	3	19.449	24.312	22.384	<b>23.040</b>	1'29.185	<b>267,5</b>	16:09'39.645
4	19.300	24.358	22.396	23.217	1'29.271	264.9	16:12'21.286	4	19.362	24.447	22.594	23.150	1'29.553	262,3	16:11'09.198
5	19.043	24.286	22.451	23.099	1'28.879	264.9	16:13'50.165	5	19.753	24.932	22.941	30.406	1'38.032P	261,6	16:12'47.230
6	19.098	24.276	22.169	24.447	1'29.990	263.6	16:15'20.155	6	7'26.384	27.145	23.436	23.407	8'40.372P	254,8	16:21'27.602
7	19.142	24.173	22.331	23.195	1'28.841	264.2	16:16'48.996	7	19.456	24.650	22.502	23.097	1'29.705	262.9	16:22'57.307
8	20.307	25.826	23.014	23.484	1'32.631	261.6	16:18'21.627	8	19.344	24.371	22.513	23.171	1'29.399	263.6	16:24'26.706
9	19.159	24.259	22.285	23.048	1'28.751	264.2	16:19'50.378	9	19.320	24.475	22.445	24.048	1'30.288	264.2	16:25'56.994
10	19.292	25.379	22.928	27.816	1'35.415P	262.9	16:21'25.793	10	19.316	24.579	22.689	28.353	1'34.937P	263,6	16:27'31.931
11	13'01.846	25.661	22.957	23.760	14'14.224P	258.5	16:35'40.017	11	9'42.545	27.110	23.581	23.773	10'57.009P	249,5	16:38'28.940
12	19.102	24.143	<b>22.028</b>	22.934	<b>1'28.207</b>	262.9	16:37'08.224	12	19.171	24.429	<b>22.251</b>	23.218	1'29.069	263.6	16:39'58.009
13	19.089	24.209	22.248	22.971	1'28.517	<b>265,5</b>	16:38'36.741	13	<b>19.093</b>	<b>24.125</b>	22.304	23.128	<b>1'28.650</b>	264,2	16:41'26.659
14	21.973	24.731	22.613	23.584	1'32.901	262.3	16:40'09.642	14	21.357	26.266	22.964	23.858	1'34.445	258,5	16:43'01.104
15	<b>18.957</b>	24.169	22.221	23.021	1'28.368	263.6	16:41'38.010	15	19.138	24.128	22.286	23.224	1'28.776	266.2	16:44'29.880
16	19.026	<b>24.102</b>	22.243	23.070	1'28.441	<b>265,5</b>	16:43'06.451	16	19.106	24.247	22.252	23.140	1'28.745	264.2	16:45'58.625
17	21.628	25.217	22.847	24.445	1'34.137	262.9	16:44'40.588								
18	18.988	24.104	22.280	<b>22.928</b>	1'28.300	264.2	16:46'08.888								

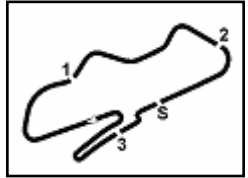
  

3°								60 M. VAN DER MARK (1'28.768)							
Lap	Seg.1	Seg.2	Seg.3	Seg.4	Lap Time	km/h	Local Time	Lap	Seg.1	Seg.2	Seg.3	Seg.4	Lap Time	km/h	Local Time
1		27.501	24.037	27.902		254.2	16:06'47.543	1		27.189	24.031	24.868		250.7	16:07'00.861
2	20.580	25.534	25.850	31.671	1'43.635	254.8	16:08'31.178	2	20.381	25.784	23.559	24.360	1'34.084	261.6	16:08'34.945
3	21.556	34.544	25.105	24.292	1'45.497	256.0	16:10'16.675	3	20.167	25.290	22.843	23.500	1'31.800	264.2	16:10'06.745
4	20.367	25.258	22.924	23.493	1'32.042	257.9	16:11'48.717	4	19.513	24.947	22.789	23.532	1'30.781	262.9	16:11'37.526
5	19.825	24.818	22.520	23.535	1'30.698	260.4	16:13'19.415	5	19.510	24.656	22.627	23.493	1'30.286	<b>268,2</b>	16:13'07.812
6	19.624	24.624	22.438	23.468	1'30.154	262.9	16:14'49.569	6	19.459	24.572	23.053	23.817	1'30.901	266.2	16:14'38.713
7	22.546	25.946	23.752	27.882	1'40.126P	253.0	16:16'29.695	7	<b>19.181</b>	24.477	22.435	23.293	1'29.386	264.9	16:16'08.099
8	8'10.019	29.103	24.143	26.566	9'29.831CP	251.8	16:25'59.526	8	19.247	24.878	22.504	23.452	1'30.081	264.9	16:17'38.180
9	19.857	24.550	22.427	23.198	1'30.032	263.6	16:27'29.558	9	19.232	24.577	22.330	23.281	1'29.420	264.9	16:19'07.600
10	19.560	24.850	22.463	23.643	1'30.516	254.8	16:29'00.074	10	22.659	24.982	23.415	28.404	1'39.460P	253,0	16:20'47.060
11	19.607	24.511	22.338	23.169	1'29.625	258.5	16:30'29.699	11			26.373	28.623	9'09.979P	247,2	16:29'57.039
12	21.081	25.757	23.098	27.586	1'37.522P	259.7	16:32'07.221	12	5'54.901	26.984	23.106	23.715	7'08.706P	261,0	16:37'05.745
13	5'50.610	29.880	26.979	25.237	7'12.706P	181,3	16:39'19.927	13	19.557	24.158	22.245	23.241	1'29.201	265.5	16:38'34.946
14	19.395	<b>24.132</b>	<b>22.048</b>	<b>22.965</b>	<b>1'28.540</b>	260.4	16:40'48.467	14	19.280	24.263	22.212	23.382	1'29.137	266.2	16:40'04.083
15	<b>19.231</b>	24.359	22.190	23.044	1'28.824	261.6	16:42'17.291	15	19.313	24.368	<b>22.196</b>	23.541	1'29.418	265.5	16:41'33.501
16	24.369	26.437	23.298	30.461	1'44.565	257.3	16:44'01.856	16	19.312	24.405	22.395	23.392	1'29.504	267.5	16:43'03.005
17	19.430	24.284	22.209	23.140	1'29.063	<b>264,9</b>	16:45'30.919	17	19.336	24.135	22.250	<b>23.149</b>	1'28.870	266.2	16:44'31.875
								18	19.289	<b>24.064</b>	22.202	23.213	<b>1'28.768</b>	264.9	16:46'00.643

25/05/2018 P = Pits In/Out - C = Lap Time Cancelled

These data/results cannot be reproduced, stored and/or transmitted in whole or in part by any manner of electronic, mechanical, photocopying, recording, broadcasting or otherwise now known or herein after developed without the previous express consent by the copyright owner, except for reproduction in daily press and regular printed publications on sale to the public within 60 days of the event related to those data/results and always provided that copyright symbol appears together as follows below.

© DORNA WSBK ORGANIZATION Srl 2018



Donington Park 4.023 m

### PROSECCO DOC UK Round, Donington Park 25-27 May 2018 World Superbike - Chronological Analysis Free Practice 3rd Session

7° 91 L. HASLAM (1'28.841)								10° 33 M. MELANDRI (1'29.275)							
Lap	Seg.1	Seg.2	Seg.3	Seg.4	Lap Time	km/h	Local Time	Lap	Seg.1	Seg.2	Seg.3	Seg.4	Lap Time	km/h	Local Time
1		27.435	24.024	24.606	247,8	16:06'44.000		1		28.533	25.388	25.262	238,4	16:06'52.691	
2	20.217	26.338	23.334	23.907	1'33.796	258,5	16:08'17.796	2	20.890	25.958	24.595	26.343	1'37.786	254,2	16:08'30.477
3	20.395	25.776	23.117	25.622	1'34.910	259,1	16:09'52.706	3	20.165	25.074	23.278	23.738	1'32.255	256,6	16:10'02.732
4	19.619	24.429	22.569	23.492	1'30.109	261,6	16:11'22.815	4	20.030	25.184	23.160	23.541	1'31.915	264,9	16:11'34.647
5	20.116	26.883	23.438	24.619	1'35.056	258,5	16:12'57.871	5	19.658	24.705	22.720	23.763	1'30.846	267,5	16:13'05.493
6	19.545	24.455	24.659	27.040	1'35.699	262,9	16:14'33.570	6	21.506	25.545	23.717	29.026	1'39.794P	263,6	16:14'45.287
7	19.346	24.294	23.175	23.819	1'30.634C	262,3	16:16'04.204	7	5'43.214	27.087	24.104	24.228	6'58.633P	256,6	16:21'43.920
8	19.489	24.275	22.545	33.435	1'39.744P	262,3	16:17'43.948	8	20.026	24.998	23.169	23.788	1'31.981	263,6	16:23'15.901
9	7'08.194	26.112	24.618	26.328	8'25.252CP	259,7	16:26'09.200	9	19.843	24.770	22.941	25.007	1'32.561	264,9	16:24'48.462
10	19.434	24.327	22.452	23.424	1'29.637	262,3	16:27'38.837	10	19.769	24.667	22.875	28.412	1'35.723P	264,9	16:26'24.185
11	19.799	26.176	23.289	23.625	1'32.889	259,7	16:29'11.726	11	5'33.661	28.475	23.598	23.785	6'49.519P	261,0	16:33'13.704
12	19.446	24.264	22.440	32.588	1'38.738	261,0	16:30'50.464	12	19.668	24.625	22.680	23.335	1'30.308	262,9	16:34'44.012
13	19.711	25.032	22.605	28.844	1'36.192P	263,6	16:32'26.656	13	22.231	26.084	23.677	23.911	1'35.903	248,9	16:36'19.915
14	5'38.637	25.645	23.219	23.621	6'51.122P	260,4	16:39'17.778	14	19.559	24.549	22.402	23.261	1'29.771	266,8	16:37'49.686
15	19.140	24.044	22.202	23.785	1'29.171	262,9	16:40'46.949	15	19.531	24.481	22.450	23.215	1'29.677	265,5	16:39'19.363
16	19.258	24.064	22.330	23.189	1'28.841	262,3	16:42'15.790	16	22.849	26.871	23.480	23.559	1'36.759	255,4	16:40'56.122
17	19.265	24.254	22.354	23.276	1'29.149	262,9	16:43'44.939	17	19.452	24.281	23.444	23.200	1'29.377	265,5	16:42'25.499
18	19.197	24.158	22.418	44.017	1'49.790	262,3	16:45'34.729	18	20.678	26.281	23.294	24.457	1'34.710	257,9	16:44'00.209
								19	19.449	24.334	22.402	23.090	1'29.275	264,9	16:45'29.484

8° 76 L. BAZ (1'29.242)								11° 41 L. MOSSEY (1'29.279)							
Lap	Seg.1	Seg.2	Seg.3	Seg.4	Lap Time	km/h	Local Time	Lap	Seg.1	Seg.2	Seg.3	Seg.4	Lap Time	km/h	Local Time
1		27.589	24.114	24.232	251,8	16:06'43.565		1		28.622	25.674	26.151	234,3	16:06'54.306	
2	20.505	26.334	23.436	23.812	1'34.087	261,6	16:08'17.652	2	21.251	25.794	25.703	27.382	1'40.130	253,0	16:08'34.436
3	20.367	25.695	23.298	23.759	1'33.119	259,7	16:09'50.771	3	20.328	25.254	22.989	23.643	1'32.214	257,9	16:10'06.650
4	19.999	25.351	22.969	23.614	1'31.933	261,0	16:11'22.704	4	20.028	24.914	22.858	23.522	1'31.322	257,9	16:11'37.972
5	20.058	25.319	22.814	24.730	1'32.921	259,1	16:12'55.625	5	19.645	24.694	22.629	23.515	1'30.483	259,7	16:13'08.455
6	19.871	25.028	22.781	23.448	1'31.128	261,6	16:14'26.753	6	20.120	25.086	29.213	34.429	1'48.848P	254,8	16:14'57.303
7	19.678	25.088	22.727	23.416	1'30.909	261,6	16:15'57.662	7	5'45.732	29.160	25.319	30.921	7'11.132P	233,8	16:22'08.435
8	19.682	24.850	22.680	23.252	1'30.464	264,9	16:17'28.126	8	5'07.562	27.250	27.640	24.875	6'27.327P	172,3	16:28'35.762
9	20.188	27.698	24.178	29.738	1'41.802P	252,4	16:19'09.928	9	22.222	27.077	25.204	24.736	1'39.239	207,6	16:30'15.001
10	4'05.456	26.925	22.744	23.311	5'18.436P	259,7	16:24'28.364	10	19.513	26.048	23.959	24.624	1'34.144	244,4	16:31'49.145
11	19.359	24.573	22.448	23.245	1'29.625	263,6	16:25'57.989	11	19.346	24.438	22.506	23.425	1'29.715	256,0	16:33'18.860
12	19.358	24.690	22.475	29.255	1'35.778P	260,4	16:27'33.767	12	19.811	25.417	23.012	29.657	1'37.897P	251,2	16:34'56.757
13	6'46.846	26.256	23.482	23.519	8'00.103P	261,6	16:35'33.870	13	2'33.449	26.798	23.026	28.659	3'51.932P	249,5	16:38'48.689
14	19.413	24.685	22.742	23.078	1'29.918	260,4	16:37'03.788	14	19.513	24.444	22.402	23.338	1'29.697	257,3	16:40'18.386
15	19.223	24.616	23.466	24.497	1'31.802	262,3	16:38'35.590	15	20.280	25.305	22.710	23.525	1'31.820	256,0	16:41'50.206
16	19.207	24.385	22.509	23.141	1'29.242	263,6	16:40'04.832	16	19.216	24.442	22.414	23.207	1'29.279	257,3	16:43'19.485
17	19.258	24.519	22.494	23.285	1'29.556	263,6	16:41'34.388	17	20.024	25.854	22.952	30.692	1'39.522P	254,8	16:44'59.007
18	19.234	24.648	22.347	23.343	1'29.572	264,2	16:43'03.960								
19	19.637	25.002	22.673	23.324	1'30.636	257,9	16:44'34.596								
20	19.179	24.552	22.531	23.282	1'29.544	263,6	16:46'04.140								

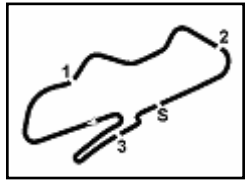
9° 28 B. RAY (1'29.257)								12° 54 T. RAZGATLIOGLU (1'29.347)							
Lap	Seg.1	Seg.2	Seg.3	Seg.4	Lap Time	km/h	Local Time	Lap	Seg.1	Seg.2	Seg.3	Seg.4	Lap Time	km/h	Local Time
1		29.329	24.871	25.159	245,5	16:06'50.489		1		28.852	26.474	26.266	253,6	16:06'59.277	
2	20.542	25.824	24.721	27.858	1'38.945	257,9	16:08'29.434	2	20.823	27.583	23.912	24.890	1'37.208	256,6	16:08'36.485
3	20.288	25.556	23.087	23.988	1'32.919	258,5	16:10'02.353	3	20.103	25.507	22.851	23.739	1'32.200	266,2	16:10'08.685
4	20.273	25.545	23.081	23.942	1'32.841	259,1	16:11'35.194	4	19.678	24.972	22.782	23.500	1'30.932	265,5	16:11'39.617
5	19.771	24.879	22.645	23.427	1'30.722	262,3	16:13'05.916	5	19.492	24.972	22.600	23.382	1'30.446	267,5	16:13'10.063
6	20.006	25.469	23.587	31.199	1'40.261P	254,8	16:14'46.177	6	19.392	24.743	27.323	28.542	1'40.000	260,4	16:14'50.063
7	5'27.013	27.771	23.931	24.907	6'43.622P	253,0	16:21'29.799	7	19.916	25.212	22.670	23.678	1'31.476	262,3	16:16'21.539
8	20.037	25.089	22.913	23.673	1'31.712	258,5	16:23'01.511	8	20.044	25.502	23.075	23.575	1'32.196	261,0	16:17'53.735
9	19.667	24.760	22.399	23.166	1'29.992	260,4	16:24'31.503	9	44.158	35.388	25.788	29.498	2'14.832P	250,1	16:20'08.567
10	22.938	25.416	22.911	24.387	1'35.652	257,9	16:26'07.155	10	7'14.725	26.747	24.618	24.157	8'30.247P	240,0	16:28'38.814
11	19.600	24.661	22.418	23.264	1'29.943	256,6	16:27'37.098	11	19.921	25.737	22.890	23.850	1'32.398	261,6	16:30'11.212
12	20.772	27.279	23.846	29.351	1'41.248P	249,5	16:29'18.346	12	19.663	24.901	22.545	23.486	1'30.595	262,3	16:31'41.807
13	7'14.172	27.288	24.420	26.207	8'32.087P	243,8	16:37'50.433	13	20.956	26.146	23.090	27.677	1'37.869P	258,5	16:33'19.676
14	19.714	24.792	22.550	23.855	1'30.911	259,7	16:39'21.344	14	5'06.541	29.260	23.242	24.351	6'23.394P	263,6	16:39'43.070
15	19.478	24.478	22.181	23.167	1'29.304	259,7	16:40'50.648	15	19.539	25.142	22.582	23.273	1'30.536	264,2	16:41'13.606
16	19.399	24.477	22.297	23.084	1'29.257	260,4	16:42'19.905	16	19.283	24.497	22.322	23.245	1'29.347	265,5	16:42'42.953
17	20.266	25.739	23.516	24.204	1'33.725	253,6	16:43'53.630	17	19.203	25.182	22.819	23.649	1'30.853	263,6	16:44'13.806
18	19.347	24.765	22.333	23.958	1'30.403	259,1	16:45'24.033	18	19.243	24.467	22.303	23.367	1'29.380	265,5	16:45'43.186

25/05/2018 P = Pits In/Out - C = Lap Time Cancelled

These data/results cannot be reproduced, stored and/or transmitted in whole or in part by any manner of electronic, mechanical, photocopying, recording, broadcasting or otherwise now known or herein after developed without the previous express consent by the copyright owner, except for reproduction in daily press and regular printed publications on sale to the public within 60 days of the event related to those data/results and always provided that copyright symbol appears together as follows below.

© DORNA WSBK ORGANIZATION Srl 2018





Donington Park 4.023 m

## PROSECCO DOC UK Round, Donington Park 25-27 May 2018 World Superbike - Chronological Analysis Free Practice 3rd Session

3 / 4

13° 2 L. CAMIER (1'29.417)								16° 7 C. DAVIES (1'29.719)							
Lap	Seg.1	Seg.2	Seg.3	Seg.4	Lap Time	km/h	Local Time	Lap	Seg.1	Seg.2	Seg.3	Seg.4	Lap Time	km/h	Local Time
1		27.755	25.322	26.530	243.3	16:08'13.175		1		28.362	24.983	25.382	248.9	16:07'01.578	
2	20.604	25.812	23.747	24.594	1'34.757	254.8	16:09'47.932	2	20.440	25.442	23.568	29.827	1'39.277	261.6	16:08'40.855
3	19.987	25.306	23.365	23.817	1'32.475	257.3	16:11'20.407	3	19.859	25.198	23.102	23.481	1'31.640	262.3	16:10'12.495
4	19.761	24.992	22.934	23.690	1'31.377	259.1	16:12'51.784	4	19.570	24.718	22.832	23.284	1'30.404	<b>266.8</b>	16:11'42.899
5	19.614	24.934	22.946	23.518	1'31.012	<b>261.0</b>	16:14'22.796	5	19.506	24.649	22.681	23.290	1'30.126	263.6	16:13'13.025
6	19.470	24.911	22.847	23.576	1'30.804	257.9	16:15'53.600	6	19.465	<b>24.538</b>	<b>22.478</b>	<b>23.238</b>	<b>1'29.719</b>	<b>266.8</b>	16:14'42.744
7	19.638	24.765	22.767	23.522	1'30.692	257.3	16:17'24.292	7	20.199	25.198	23.434	24.250	1'33.081	254.8	16:16'15.825
8	19.476	24.707	22.710	23.471	1'30.364	<b>261.0</b>	16:18'54.656	8	<b>19.268</b>	24.544	22.763	23.404	1'29.979	266.2	16:17'45.804
9	21.783	25.753	23.745	29.586	1'40.867P	258.5	16:20'35.523								
10	10'10.688	26.235	23.282	23.648	11'23.853P	247.8	16:31'59.376								
11	19.725	24.747	22.806	23.471	1'30.749	258.5	16:33'30.125								
12	19.441	24.574	22.677	23.240	1'29.932	257.3	16:35'00.057								
13	19.346	24.513	22.485	23.209	1'29.553	258.5	16:36'29.610								
14	20.845	29.255	23.192	28.868	1'42.160P	256.0	16:38'11.770								
15	3'01.824	27.259	22.896	23.598	4'15.577P	255.4	16:42'27.347								
16	19.420	24.568	22.555	24.031	1'30.574	259.1	16:43'57.921								
17	<b>19.270</b>	<b>24.509</b>	<b>22.456</b>	<b>23.182</b>	<b>1'29.417</b>	259.7	16:45'27.338								

14° 94 N. CANEPA (1'29.616)								17° 99 P. JACOBSEN (1'30.087)							
Lap	Seg.1	Seg.2	Seg.3	Seg.4	Lap Time	km/h	Local Time	Lap	Seg.1	Seg.2	Seg.3	Seg.4	Lap Time	km/h	Local Time
1		27.325	24.016	24.917		251.2	16:06'44.898	1		27.849	24.269	24.597	247.8	16:06'49.794	
2	20.283	25.650	23.397	24.193	1'33.523	245.5	16:08'18.421	2	20.447	25.787	23.525	24.326	1'34.085	257.9	16:08'23.879
3	20.561	25.745	23.750	25.948	1'36.004	246.1	16:09'54.425	3	21.268	25.879	23.050	23.858	1'34.055	261.6	16:09'57.934
4	20.255	25.165	23.120	24.139	1'32.679	261.6	16:11'27.104	4	19.891	25.588	22.771	23.902	1'32.152	257.3	16:11'30.086
5	19.910	25.112	23.014	24.298	1'32.334	253.6	16:12'59.438	5	22.342	25.998	22.989	23.869	1'35.198	264.9	16:13'05.284
6	19.726	24.917	23.001	23.785	1'31.429	261.6	16:14'30.867	6	19.873	25.013	22.617	23.446	1'30.949	263.6	16:14'36.233
7	20.430	26.780	23.217	23.904	1'34.331	262.3	16:16'05.198	7	20.166	27.388	23.094	28.251	1'38.899P	264.2	16:16'15.132
8	19.763	24.920	22.887	23.714	1'31.284	261.6	16:17'36.482	8	7'15.706	26.748	23.732	24.169	8'30.355P	257.9	16:22'45.487
9	20.250	25.914	22.870	23.951	1'32.985	263.6	16:19'09.467	9	19.887	25.535	22.791	23.821	1'32.034	258.5	16:26'17.521
10	20.085	25.421	23.301	28.984	1'37.791P	261.0	16:20'47.258	10	20.272	25.652	23.287	28.382	1'37.593P	258.5	16:27'55.114
11	9'49.759	29.452	23.870	24.483	11'07.564P	252.4	16:31'54.822	11	9'00.906	26.422	23.034	23.962	10'14.324P	259.7	16:38'09.438
12	20.100	25.434	22.935	27.330	1'35.799	261.6	16:33'30.621	12	19.725	25.028	22.376	23.766	1'30.895	<b>265.5</b>	16:39'40.333
13	19.711	24.805	22.792	23.371	1'30.679	260.4	16:35'01.300	13	19.885	25.015	22.641	23.641	1'31.182	257.9	16:41'11.515
14	19.607	24.629	22.749	23.530	1'30.515	257.9	16:36'31.815	14	<b>19.518</b>	<b>24.749</b>	<b>22.338</b>	23.482	<b>1'30.087</b>	261.0	16:42'41.602
15	20.303	26.876	23.185	25.728	1'36.092	258.5	16:38'07.907	15	20.164	26.432	23.054	23.799	1'33.449	<b>265.5</b>	16:44'15.051
16	20.159	25.260	23.071	24.892	1'33.382	262.3	16:39'41.289	16	19.558	24.844	22.427	<b>23.426</b>	1'30.255	262.9	16:45'45.306
17	20.100	24.942	22.723	27.744	1'35.509P	<b>264.2</b>	16:41'16.798								
18	2'18.323	27.491	23.711	24.575	3'34.100P	251.8	16:44'50.898								
19	<b>19.392</b>	<b>24.511</b>	<b>22.463</b>	<b>23.250</b>	<b>1'29.616</b>	261.0	16:46'20.514								

15° 36 L. MERCADO (1'29.708)								18° 55 M. LAW (1'30.277)							
Lap	Seg.1	Seg.2	Seg.3	Seg.4	Lap Time	km/h	Local Time	Lap	Seg.1	Seg.2	Seg.3	Seg.4	Lap Time	km/h	Local Time
1		30.697	25.236	25.415		247.2	16:06'52.959	1		28.238	25.182	25.905	236.9	16:06'53.565	
2	20.836	26.075	26.625	29.569	1'43.105	252.4	16:08'36.064	2	20.393	26.145	25.433	25.555	1'37.526	251.8	16:08'31.091
3	20.246	25.503	23.252	23.873	1'32.874	258.5	16:10'08.938	3	20.404	25.424	23.210	24.241	1'33.279	259.7	16:10'04.370
4	19.760	25.175	22.787	23.453	1'31.175	261.0	16:11'40.113	4	19.753	25.117	23.016	24.045	1'31.931	257.9	16:11'36.301
5	19.491	24.853	22.630	23.536	1'30.510	259.1	16:13'10.623	5	19.711	24.932	22.829	23.980	1'31.452	261.6	16:13'07.753
6	19.519	24.817	22.794	23.663	1'31.093	<b>263.6</b>	16:14'41.716	6	19.812	25.183	23.439	24.058	1'32.492	255.4	16:14'40.245
7	19.456	24.854	22.575	23.963	1'30.548	261.6	16:16'12.264	7	19.536	24.942	22.909	23.918	1'31.305	257.9	16:16'11.550
8	21.506	26.135	23.234	23.469	1'34.344	260.4	16:17'46.608	8	19.649	24.908	22.853	23.911	1'31.321	261.6	16:17'42.871
9	34.155	27.478	23.140	28.372	1'53.145P	255.4	16:19'39.753	9	20.866	29.248	23.609	30.701	1'44.424P	254.8	16:19'27.295
10	4'55.378	29.277	23.226	24.053	6'11.934P	254.2	16:25'51.687	10					4'27.159P		16:23'54.454
11	19.677	24.927	22.723	23.568	1'30.895	257.9	16:27'22.582	11	47.143	27.595	26.728	24.920	2'06.386P	158.4	16:26'00.840
12	19.510	24.972	22.588	23.381	1'30.451	257.9	16:28'53.033	12	19.868	25.040	22.831	24.147	1'31.886	257.9	16:27'32.726
13	19.813	25.260	22.811	27.962	1'35.846P	256.6	16:30'28.879	13	19.750	24.902	22.973	24.070	1'31.695	259.7	16:29'04.421
14	6'40.479	30.221	25.957	24.137	8'00.794P	221.7	16:38'29.673	14	19.776	24.983	23.006	24.338	1'32.103	256.6	16:30'36.524
15	19.440	24.734	22.489	23.196	1'29.859	259.7	16:39'59.532	15	19.941	26.975	24.604	29.704	1'41.224P	245.5	16:32'17.748
16	<b>19.393</b>	24.645	22.526	23.411	1'29.975	256.6	16:41'29.507	16					3'25.394P		16:35'43.142
17	20.162	29.216	22.939	23.563	1'35.880	254.8	16:43'05.387	17	50.009	27.052	24.663	25.907	2'07.631P	240.0	16:37'50.773
18	19.561	<b>24.622</b>	<b>22.433</b>	25.369	1'31.985	257.9	16:44'37.372	18	19.618	24.781	22.693	24.039	1'31.131	259.7	16:39'21.904
19	19.394	24.729	22.482	<b>23.103</b>	<b>1'29.708</b>	255.4	16:46'07.080	19	19.401	24.620	22.606	<b>23.725</b>	<b>1'30.352</b>	<b>262.3</b>	16:40'52.256
								20	19.404	25.019	23.311	29.401	1'37.135P	255.4	16:42'29.391
								21	59.251	25.284	22.831	24.471	2'11.837CP	258.5	16:44'41.228
								22	<b>19.385</b>	<b>24.558</b>	<b>22.553</b>	23.781	<b>1'30.277</b>	260.4	16:46'11.505

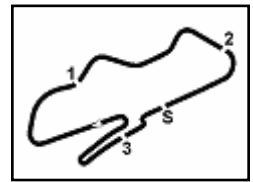
19° 45 J. GAGNE (1'30.377)							
Lap	Seg.1	Seg.2	Seg.3	Seg.4	Lap Time	km/h	Local Time
1		29.388	25.184	25.087	228.3	16:06'50.948	
2	20.330	25.906	24.134	24.839	1'35.209	253.6	16:08'26.157
3	20.033	25.269	23.275	24.087	1'32.664	256.0	16:09'58.821
4	19.674	25.121	23.104	23.691	1'31.590	254.8	16:11'30.411
5	21.310	25.447	23.305	23.983	1'34.045	257.9	16:13'04.456
6	19.646	24.920	22.970	23.883	1'31.419	258.5	16:14'35.875
7	19.494	24.711	22.965	23.736	1'30.906	258.5	16:16'06.781

25/05/2018 P = Pits In/Out - C = Lap Time Cancelled

These data/results cannot be reproduced, stored and/or transmitted in whole or in part by any manner of electronic, mechanical, photocopying, recording, broadcasting or otherwise now known or herein after developed without the previous express consent by the copyright owner, except for reproduction in daily press and regular printed publications on sale to the public within 60 days of the event related to those data/results and always provided that copyright symbol appears together as follows below.

© DORNA WSBK ORGANIZATION Srl 2018





## PROSECCO DOC UK Round, Donington Park 25-27 May 2018

### World Superbike - Chronological Analysis Free Practice 3rd Session

Donington Park 4.023 m

4 / 4

								23°		12 X. FORES (1'30.925)					
Lap	Seg.1	Seg.2	Seg.3	Seg.4	Lap Time	km/h	Local Time	Lap	Seg.1	Seg.2	Seg.3	Seg.4	Lap Time	km/h	Local Time
8	20.064	25.571	23.367	29.578	1'38.580P	255,4	16:17'45.361	1		26.972	24.035	24.640	256,6	16:07'44.238	
9	6'08.380	26.080	23.241	24.037	7'21.738P	255,4	16:25'07.099	2	21.913	27.280	25.027	25.553	1'39.773	261,0	16:09'24.011
10	19.714	25.072	22.916	23.760	1'31.462	257,3	16:26'38.561	3	19.795	25.001	23.247	23.672	1'31.715	259,1	16:10'55.726
11	<b>19.430</b>	24.812	22.818	23.677	1'30.737	259,1	16:28'09.298	4	<b>19.539</b>	24.893	<b>22.890</b>	<b>23.603</b>	<b>1'30.925</b>	<b>261,6</b>	16:12'26.651
12	19.790	25.100	22.837	23.827	1'31.554	258,5	16:29'40.852	5	19.562	<b>24.772</b>	22.923	27.468	1'34.725P	259,1	16:14'01.376
13	19.584	24.680	22.941	23.610	1'30.815	258,5	16:31'11.667	6	13'05.242	25.909	23.028	23.790	14'17.969P	260,4	16:28'19.345
14	19.604	24.874	22.985	28.832	1'36.295P	257,9	16:32'47.962								
15	4'45.750	25.998	23.146	23.994	5'58.888P	257,3	16:38'46.850								
16	19.744	24.698	22.629	<b>23.485</b>	1'30.556	257,9	16:40'17.406								
17	19.503	24.614	22.787	23.551	1'30.455	253,0	16:41'47.861								
18	19.586	24.613	22.642	23.560	1'30.401	256,6	16:43'18.262								
19	19.435	<b>24.512</b>	22.752	24.137	1'30.836	258,5	16:44'49.098								
20	19.460	24.648	<b>22.626</b>	23.643	<b>1'30.377</b>	<b>260,4</b>	16:46'19.475								
								24°		21 M. RINALDI (1'31.558)					
Lap	Seg.1	Seg.2	Seg.3	Seg.4	Lap Time	km/h	Local Time	Lap	Seg.1	Seg.2	Seg.3	Seg.4	Lap Time	km/h	Local Time
1								1		31.467	26.817	31.308	224,5	16:07'30.523	
2	4'46.449							2	4'46.449	28.652	25.278	25.828	6'06.207P	250,7	16:13'36.730
3	20.952							3	20.952	26.761	23.996	24.973	1'36.682	258,5	16:15'13.412
4	20.580							4	20.580	26.236	23.851	24.730	1'35.397	259,7	16:16'48.809
5	20.292							5	20.292	25.884	23.746	24.355	1'34.277	247,8	16:18'23.086
6	20.199							6	20.199	29.097	24.693	30.121	1'44.110P	244,9	16:20'07.196
7	5'37.500							7	5'37.500	26.581	24.018	25.264	6'53.363P	254,2	16:27'00.559
8	20.110							8	20.110	25.363	24.149	30.964	1'40.586C	261,0	16:28'41.145
9	20.031							9	20.031	25.241	23.399	24.179	1'32.850	259,1	16:30'13.995
10	20.068							10	20.068	25.275	23.310	24.308	1'32.961	261,6	16:31'46.956
11	<b>19.797</b>							11	<b>19.797</b>	24.990	23.239	24.285	1'32.311	261,0	16:33'19.267
12	21.626							12	21.626	27.008	24.556	29.414	1'42.604P	241,1	16:35'01.871
13	4'53.371							13	4'53.371	27.823	29.724	26.086	6'17.004P		16:41'18.875
14	19.818							14	19.818	25.247	23.045	<b>23.932</b>	1'32.042	<b>262,9</b>	16:42'50.917
15	19.809							15	19.809	24.781	<b>22.999</b>	24.110	1'31.699	<b>262,9</b>	16:44'22.616
16	19.811							16	19.811	<b>24.743</b>	23.018	23.986	<b>1'31.558</b>	260,4	16:45'54.174
								25°		81 J. TORRES					
Lap	Seg.1	Seg.2	Seg.3	Seg.4	Lap Time	km/h	Local Time	Lap	Seg.1	Seg.2	Seg.3	Seg.4	Lap Time	km/h	Local Time
1								1		27.763	24.805	24.840		254,8	16:06'46.599

								20°		40 R. RAMOS (1'30.460)					
Lap	Seg.1	Seg.2	Seg.3	Seg.4	Lap Time	km/h	Local Time	Lap	Seg.1	Seg.2	Seg.3	Seg.4	Lap Time	km/h	Local Time
1		28.022	24.623	26.694		246,6	16:06'55.406								
2	20.931	26.362	24.858	26.984	1'39.135	253,0	16:08'34.541								
3	20.471	25.664	22.970	23.668	1'32.773	257,3	16:10'07.314								
4	19.901	25.057	22.802	23.686	1'31.446	<b>259,7</b>	16:11'38.760								
5	19.942	25.100	22.796	24.311	1'32.149	258,5	16:13'10.909								
6	19.643	24.757	22.724	23.777	1'30.901	259,1	16:14'41.810								
7	19.738	<b>24.736</b>	22.561	23.988	1'31.023	254,2	16:16'12.833								
8	19.651	25.065	22.660	23.626	1'31.002	259,1	16:17'43.835								
9	20.795	25.866	23.148	28.465	1'38.274P	249,5	16:19'22.109								
10	8'42.184	25.930	22.969	25.048	9'56.131P	255,4	16:29'18.240								
11	20.198	25.032	22.611	24.210	1'32.051	251,8	16:30'50.291								
12	19.726	24.818	<b>22.451</b>	<b>23.465</b>	<b>1'30.460</b>	256,6	16:32'20.751								
13	36.286	28.506	23.022	44.620	2'12.434P	255,4	16:34'33.185								
14	6'55.393	26.179	22.812	23.480	8'07.864P	243,3	16:42'41.049								
15	19.637	25.078	26.414	24.050	1'35.179	245,5	16:44'16.228								
16	<b>19.561</b>	24.947	23.700	23.826	1'32.034	254,2	16:45'48.262								

								21°		44 G. REA (1'30.647)					
Lap	Seg.1	Seg.2	Seg.3	Seg.4	Lap Time	km/h	Local Time	Lap	Seg.1	Seg.2	Seg.3	Seg.4	Lap Time	km/h	Local Time
1		28.136	25.002	26.349		243,8	16:06'54.172								
2	20.316	26.087	25.693	25.420	1'37.516	248,9	16:08'31.688								
3	20.140	25.426	23.124	24.117	1'32.807	250,1	16:10'04.495								
4	19.888	25.182	23.114	25.856	1'34.040	254,8	16:11'38.535								
5	<b>19.610</b>	24.956	<b>22.627</b>	<b>23.523</b>	1'30.716	<b>259,7</b>	16:13'09.251								
6	24.035	26.317	23.279	26.275	1'39.906	256,6	16:14'49.157								
7	22'50.241	27.403	24.225	26.300	24'08.169	246,1	16:38'57.326								
8	20.752	25.722	23.093	24.957	1'34.524	256,0	16:40'31.850								
9	19.853	24.949	22.929	23.703	1'31.434	257,9	16:42'03.284								
10	19.654	28.178	28.165	26.306	1'42.303	163,2	16:43'45.587								
11	19.638	<b>24.767</b>	22.672	23.570	<b>1'30.647</b>	259,1	16:45'16.234								

								22°		37 O. JEZEK (1'30.889)					
Lap	Seg.1	Seg.2	Seg.3	Seg.4	Lap Time	km/h	Local Time	Lap	Seg.1	Seg.2	Seg.3	Seg.4	Lap Time	km/h	Local Time
1		30.597	25.997	26.599		241,6	16:06'54.106								
2	21.971	27.579	25.970	26.814	1'42.334	248,3	16:08'36.440								
3	21.503	26.895	24.176	29.748	1'42.322P	253,0	16:10'18.762								
4	11'02.063	29.273	25.453	25.598	12'22.387P	246,6	16:22'41.149								
5	21.157	27.298	24.079	24.505	1'37.039	248,3	16:24'18.188								
6	20.714	26.670	23.771	24.881	1'36.036	254,8	16:25'54.224								
7	20.414	26.401	23.273	24.244	1'34.332	<b>256,0</b>	16:27'28.556								
8	20.168	25.823	23.185	23.768	1'32.944	253,6	16:29'01.500								
9	20.411	26.383	25.476	29.112	1'41.382P	213,4	16:30'42.882								
10	9'25.151	28.058	24.323	29.808	10'47.340P	251,2	16:41'30.222								
11	20.090	26.085	23.180	23.884	1'33.239	253,6	16:43'03.461								
12	19.731	25.198	22.854	23.696	1'31.479	254,8	16:44'34.940								
13	<b>19.551</b>	<b>25.075</b>	<b>22.809</b>	<b>23.454</b>	<b>1'30.889</b>	251,8	16:46'05.829								

25/05/2018 P = Pits In/Out - C = Lap Time Cancelled

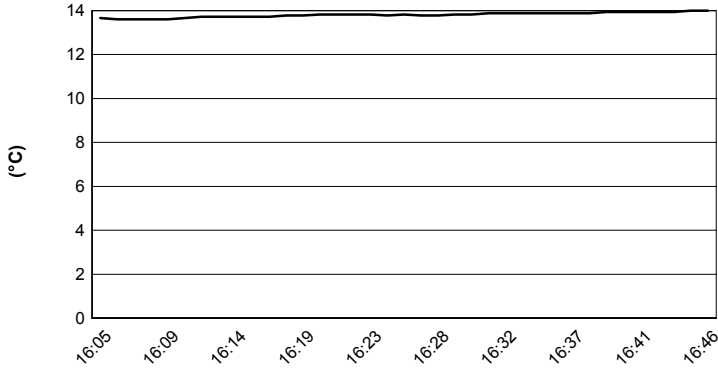
These data/results cannot be reproduced, stored and/or transmitted in whole or in part by any manner of electronic, mechanical, photocopying, recording, broadcasting or otherwise now known or herein after developed without the previous express consent by the copyright owner, except for reproduction in daily press and regular printed publications on sale to the public within 60 days of the event related to those data/results and always provided that copyright symbol appears together as follows below.

© DORNA WSBK ORGANIZATION Srl 2018

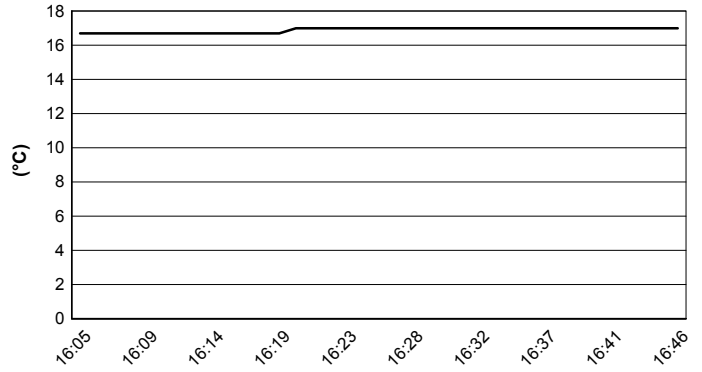
**PROSECCO DOC UK Round, Donington Park 25-27 May 2018**  
**World Superbike - Weather Report Free Practice 3rd Session**  
Session started 16:05 - Session ended 16:47

Donington Park 4.023 m

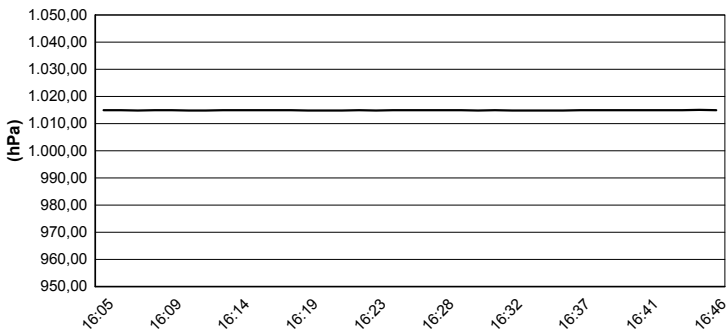
### Air Temperature



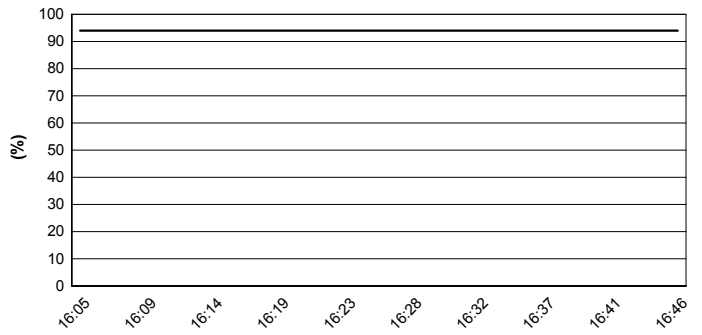
### Track Temperature



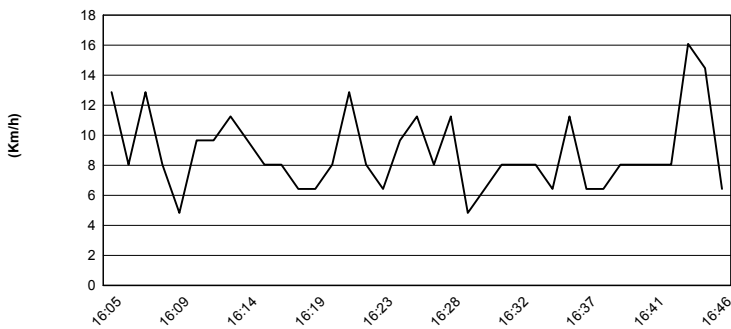
### Air Pressure



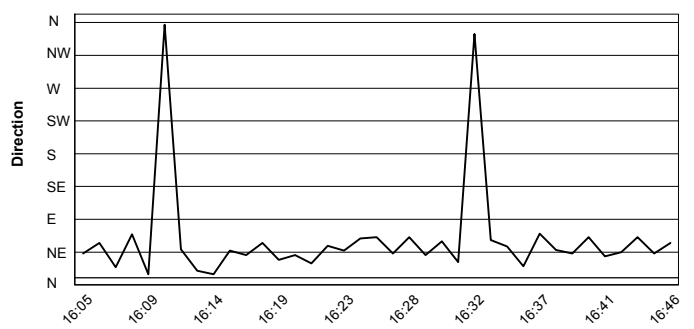
### Humidity



### Wind Speed



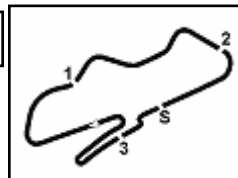
### Wind Direction



25/05/2018

These data/results cannot be reproduced, stored and/or transmitted in whole or in part by any manner of electronic, mechanical, photocopying, recording, broadcasting or otherwise now known or herein after developed without the previous express consent by the copyright owner, except for reproduction in daily press and regular printed publications on sale to the public within 60 days of the event related to those data/results and always provided that copyright symbol appears together as follows below.

© DORNA WSBK ORGANIZATION Srl 2018



Donington Park 4.023 m

## PROSECCO DOC UK Round, Donington Park 25-27 May 2018

### World Superbike - Superpoles Entry List

#### Superpole 1

FPs Pos	No. Rider	Nat	Team	Bike	Time
11	<b>41 L. MOSSEY</b>	GBR	Team Pedercini Racing	Kawasaki ZX-10RR	<b>1'29.279</b>
12	<b>54 T. RAZGATLIOGLU</b>	TUR	Kawasaki Puccetti Racing	Kawasaki ZX-10RR	<b>1'29.347</b>
13	<b>2 L. CAMIER</b>	GBR	Red Bull Honda World Superbike Team	Honda CBR1000RR	<b>1'29.417</b>
14	<b>94 N. CANEPA</b>	ITA	Yamaha Motor Europe	Yamaha YZF R1	<b>1'29.616</b>
15	<b>36 L. MERCADO</b>	ARG	Orelac Racing VerdNatura	Kawasaki ZX-10RR	<b>1'29.708</b>
16	<b>7 C. DAVIES</b>	GBR	Aruba.it Racing - Ducati	Ducati Panigale R	<b>1'29.719</b>
17	<b>99 P. JACOBSEN</b>	USA	TripleM Honda World Superbike Team	Honda CBR1000RR	<b>1'30.087</b>
18	<b>55 M. LAW</b>	GBR	Team WD40	Kawasaki ZX-10RR	<b>1'30.277</b>
19	<b>45 J. GAGNE</b>	USA	Red Bull Honda World Superbike Team	Honda CBR1000RR	<b>1'30.377</b>
20	<b>40 R. RAMOS</b>	ESP	Team GoEleven Kawasaki	Kawasaki ZX-10RR	<b>1'30.460</b>
21	<b>44 G. REA</b>	GBR	OMG Racing UK	Suzuki GSX-R1000	<b>1'30.647</b>
22	<b>37 O. JEZEK</b>	CZE	Guandalini Racing	Yamaha YZF R1	<b>1'30.889</b>
23	<b>12 X. FORES</b>	ESP	Barni Racing Team	Ducati Panigale R	<b>1'30.925</b>
24	<b>21 M. RINALDI</b>	ITA	Aruba.it Racing - Junior Team	Ducati Panigale R	<b>1'31.558</b>
25	<b>81 J. TORRES</b>	ESP	MV Agusta Reparto Corse	MV Agusta 1000 F4	<b>1'42.352</b>

#### Superpole 2

FPs Pos	No. Rider	Nat	Team	Bike	Time
1	<b>1 J. REA</b>	GBR	Kawasaki Racing Team WorldSBK	Kawasaki ZX-10RR	<b>1'28.003</b>
2	<b>66 T. SYKES</b>	GBR	Kawasaki Racing Team WorldSBK	Kawasaki ZX-10RR	<b>1'28.207</b>
3	<b>32 L. SAVADORI</b>	ITA	Milwaukee Aprilia	Aprilia RSV4 RF	<b>1'28.540</b>
4	<b>22 A. LOWES</b>	GBR	Pata Yamaha Official WorldSBK Team	Yamaha YZF R1	<b>1'28.567</b>
5	<b>50 E. LAVERTY</b>	IRL	Milwaukee Aprilia	Aprilia RSV4 RF	<b>1'28.650</b>
6	<b>60 M. VAN DER MARK</b>	NED	Pata Yamaha Official WorldSBK Team	Yamaha YZF R1	<b>1'28.768</b>
7	<b>91 L. HASLAM</b>	GBR	Kawasaki Puccetti Racing	Kawasaki ZX-10RR	<b>1'28.841</b>
8	<b>76 L. BAZ</b>	FRA	GULF ALTHEA BMW Racing Team	BMW S 1000 RR	<b>1'29.242</b>
9	<b>28 B. RAY</b>	GBR	Buildbase Suzuki	Suzuki GSX-R1000	<b>1'29.257</b>
10	<b>33 M. MELANDRI</b>	ITA	Aruba.it Racing - Ducati	Ducati Panigale R	<b>1'29.275</b>

\*  
\*

\* These positions are assigned to the 1st and 2nd rider classified in Superpole 1

25/05/2018 11

These data/results cannot be reproduced, stored and/or transmitted in whole or in part by any manner of electronic, mechanical, photocopying, recording, broadcasting or otherwise now known or herein after developed without the previous express consent by the copyright owner, except for reproduction in daily press and regular printed publications on sale to the public within 60 days of the event related to those data/results and always provided that copyright symbol appears together as follows below.

© DORNA WSBK ORGANIZATION Srl 2018

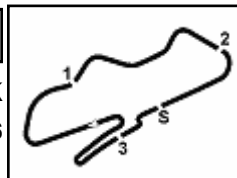
FIKZ PERUGIA TIMING



Official Tyre Supplier



Official Timekeeper



Donington Park 4.023 m

## PROSECCO DOC UK Round, Donington Park 25-27 May 2018

### World Superbike - Best Laps & Speeds

No.	Rider Bike	Nat	Best Lap		FP1		FP2		FP3										
			LL	SPD	LL	SPD	LL	SPD	LL	SPD									
1	<b>J. REA</b> Kawasaki ZX-10RR	GBR	<b>1'28.003</b>		1'44.229		1'39.106		<b>1'28.003</b>										
2	<b>T. SYKES</b> Kawasaki ZX-10RR	GBR	<b>1'28.207</b>		1'44.793		1'38.593		<b>1'28.207</b>										
3	<b>L. SAVADORI</b> Aprilia RSV4 RF	ITA	<b>1'28.540</b>		1'48.414		1'39.933		<b>1'28.540</b>										
4	<b>A. LOWES</b> Yamaha YZF R1	GBR	<b>1'28.567</b>		1'47.272		1'39.296		<b>1'28.567</b>										
5	<b>E. LAVERTY</b> Aprilia RSV4 RF	IRL	<b>1'28.650</b>		1'50.415		1'40.830		<b>1'28.650</b>										
6	<b>M. VAN DER MARK</b> Yamaha YZF R1	NED	<b>1'28.768</b>				1'40.879		<b>1'28.768</b>										
7	<b>L. HASLAM</b> Kawasaki ZX-10RR	GBR	<b>1'28.841</b>		1'47.575		1'40.872		<b>1'28.841</b>										
8	<b>L. BAZ</b> BMW S 1000 RR	FRA	<b>1'29.242</b>		1'45.236		1'39.891		<b>1'29.242</b>										
9	<b>B. RAY</b> Suzuki GSX-R1000	GBR	<b>1'29.257</b>				1'44.549		<b>1'29.257</b>										
10	<b>M. MELANDRI</b> Ducati Panigale R	ITA	<b>1'29.275</b>		1'46.768		1'40.367		<b>1'29.275</b>										
11	<b>L. MOSSEY</b> Kawasaki ZX-10RR	GBR	<b>1'29.279</b>		1'48.461		1'40.770		<b>1'29.279</b>										
12	<b>T. RAZGATLIOGLU</b> Kawasaki ZX-10RR	TUR	<b>1'29.347</b>		1'51.999		1'44.560		<b>1'29.347</b>										
13	<b>L. CAMIER</b> Honda CBR1000RR	GBR	<b>1'29.417</b>		1'46.288		1'39.886		<b>1'29.417</b>										
14	<b>N. CANEPA</b> Yamaha YZF R1	ITA	<b>1'29.616</b>		1'46.700		1'41.936		<b>1'29.616</b>										
15	<b>L. MERCADO</b> Kawasaki ZX-10RR	ARG	<b>1'29.708</b>		1'46.612		1'41.197		<b>1'29.708</b>										
16	<b>C. DAVIES</b> Ducati Panigale R	GBR	<b>1'29.719</b>		1'47.658		1'40.565		<b>1'29.719</b>										
17	<b>P. JACOBSEN</b> Honda CBR1000RR	USA	<b>1'30.087</b>		1'47.401		1'41.692		<b>1'30.087</b>										
18	<b>M. LAW</b> Kawasaki ZX-10RR	GBR	<b>1'30.277</b>		1'59.949		1'41.775		<b>1'30.277</b>										
19	<b>J. GAGNE</b> Honda CBR1000RR	USA	<b>1'30.377</b>		1'47.621		1'41.889		<b>1'30.377</b>										
20	<b>R. RAMOS</b> Kawasaki ZX-10RR	ESP	<b>1'30.460</b>		1'52.052		1'43.218		<b>1'30.460</b>										
21	<b>G. REA</b> Suzuki GSX-R1000	GBR	<b>1'30.647</b>		1'47.762		1'40.669		<b>1'30.647</b>										
22	<b>O. JEZEK</b> Yamaha YZF R1	CZE	<b>1'30.889</b>				1'43.264		<b>1'30.889</b>										
23	<b>X. FORES</b> Ducati Panigale R	ESP	<b>1'30.925</b>		1'48.800		1'40.116		<b>1'30.925</b>										
24	<b>M. RINALDI</b> Ducati Panigale R	ITA	<b>1'31.558</b>		1'47.501		1'40.768		<b>1'31.558</b>										
25	<b>J. TORRES</b> MV Agusta 1000 F4	ESP	<b>1'42.352</b>		1'47.971		<b>1'42.352</b>												

25/05/2018

These data/results cannot be reproduced, stored and/or transmitted in whole or in part by any manner of electronic, mechanical, photocopying, recording, broadcasting or otherwise now known or herein after developed without the previous express consent by the copyright owner, except for reproduction in daily press and regular printed publications on sale to the public within 60 days of the event related to those data/results and always provided that copyright symbol appears together as follows below.

© DORNA WSBK ORGANIZATION Srl 2018

PIRELLI PERUGIA TIMING



Official Tyre Supplier



Official Timekeeper