

PROSECCO DOC UK Round, Donington Park 25-27 May 2018

World Superbike - Results Free Practice 4th Session

Donington Park 4.023 m

1 / 2

No.	Rider	Nat	Team	Bike	Class	Time	Gap	Rel.	Laps	Speed	
										Avg	Max
1	1 J. REA	GBR	Kawasaki Racing Team WorldSBK	Kawasaki ZX-10RR		1'27.664			13	165,208	266,8
2	66 T. SYKES	GBR	Kawasaki Racing Team WorldSBK	Kawasaki ZX-10RR		1'27.786	0.122	0.122	10	164,978	266,2
3	22 A. LOWES	GBR	Pata Yamaha Official WorldSBK Team	Yamaha YZF R1		1'28.097	0.433	0.311	12	164,396	266,8
4	60 M. VAN DER MARK	NED	Pata Yamaha Official WorldSBK Team	Yamaha YZF R1		1'28.180	0.516	0.083	13	164,241	268,8
5	50 E. LAVERTY	IRL	Milwaukee Aprilia	Aprilia RSV4 RF		1'28.254	0.590	0.074	13	164,104	266,8
6	7 C. DAVIES	GBR	Aruba.it Racing - Ducati	Ducati Panigale R		1'28.267	0.603	0.013	12	164,079	266,8
7	91 L. HASLAM	GBR	Kawasaki Puccetti Racing	Kawasaki ZX-10RR	IND	1'28.476	0.812	0.209	10	163,692	266,2
8	81 J. TORRES	ESP	MV Agusta Reparto Corse	MV Agusta 1000 F4		1'28.486	0.822	0.010	13	163,673	264,2
9	54 T. RAZGATLIOGLU	TUR	Kawasaki Puccetti Racing	Kawasaki ZX-10RR	IND	1'28.562	0.898	0.076	13	163,533	266,2
10	2 L. CAMIER	GBR	Red Bull Honda World Superbike Team	Honda CBR1000RR		1'28.744	1.080	0.182	9	163,198	259,1
11	76 L. BAZ	FRA	GULF ALTHEA BMW Racing Team	BMW S 1000 RR		1'28.759	1.095	0.015	13	163,170	267,5
12	32 L. SAVADORI	ITA	Milwaukee Aprilia	Aprilia RSV4 RF		1'28.781	1.117	0.022	10	163,129	262,3
13	40 R. RAMOS	ESP	Team GoEleven Kawasaki	Kawasaki ZX-10RR	IND	1'28.850	1.186	0.069	11	163,003	260,4
14	33 M. MELANDRI	ITA	Aruba.it Racing - Ducati	Ducati Panigale R		1'29.137	1.473	0.287	10	162,478	266,2
15	36 L. MERCADO	ARG	Orelac Racing VerdNatura	Kawasaki ZX-10RR	IND	1'29.380	1.716	0.243	9	162,036	259,1
16	45 J. GAGNE	USA	Red Bull Honda World Superbike Team	Honda CBR1000RR		1'29.411	1.747	0.031	10	161,980	261,6
17	37 O. JEZEK	CZE	Guandalini Racing	Yamaha YZF R1	IND	1'29.459	1.795	0.048	9	161,893	256,6
18	28 B. RAY	GBR	Buildbase Suzuki	Suzuki GSX-R1000	IND	1'29.542	1.878	0.083	12	161,743	262,3
19	99 P. JACOBSEN	USA	TripleM Honda World Superbike Team	Honda CBR1000RR	IND	1'29.547	1.883	0.005	12	161,734	265,5
20	21 M. RINALDI	ITA	Aruba.it Racing - Junior Team	Ducati Panigale R	IND	1'29.554	1.890	0.007	10	161,721	262,3
21	12 X. FORES	ESP	Barni Racing Team	Ducati Panigale R	IND	1'29.872	2.208	0.318	8	161,149	262,9
22	94 N. CANEPA	ITA	Yamaha Motor Europe	Yamaha YZF R1	IND	1'30.116	2.452	0.244	12	160,713	265,5
23	41 L. MOSSEY	GBR	Team Pedercini Racing	Kawasaki ZX-10RR	IND	1'30.275	2.611	0.159	10	160,430	257,9
24	55 M. LAW	GBR	Team WD40	Kawasaki ZX-10RR	IND	1'30.596	2.932	0.321	11	159,861	262,3
25	44 G. REA	GBR	OMG Racing UK	Suzuki GSX-R1000	IND	1'31.219	3.555	0.623	8	158,770	257,9

Qualifying Lap Time (107% of 1'27.664): 1'33.801

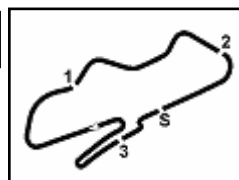
AIR	Humidity:	87%	Temp:	13°C
TRACK	Condition:	Dry	Temp:	18°C

Records	Pole (SP2)	2017 T.Sykes	1'26.641	167,160	Km/h
	Race (RC2)	2016 J.Rea	1'27.605	165,320	Km/h
	Circuit (SP2)	2017 T.Sykes	1'26.641	167,160	Km/h

Start 26/05/2018 09:00 End 09:22 The results are provisional until the end of the time limit for protests and appeals and the completion of the technical checks.

These data/results cannot be reproduced, stored and/or transmitted in whole or in part by any manner of electronic, mechanical, photocopying, recording, broadcasting or otherwise now known or herein after developed without the previous express consent by the copyright owner, except for reproduction in daily press and regular printed publications on sale to the public within 60 days of the event related to those data/results and always provided that copyright symbol appears together as follows below.

© DORNA WSBK ORGANIZATION Srl 2018



PROSECCO DOC UK Round, Donington Park 25-27 May 2018

World Superbike - Results Free Practice 4th Session

Session Highlights

Local Time	No. Rider	Description
09.00.00		Start
09.14.50	36 L. MERCADO	On the Gravel - Re-Joined - Turn 8
09.15.30	40 R. RAMOS	Lap Cancelled (1'40.375) - Exceeded Track Limits - Turn 10
09.22.01		End Of Session

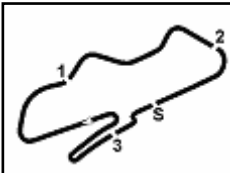
Fastest Laps Sequence

No.	Rider	Nat	Team	Bike	Local Time	Time	Gap	Avg
1	J. REA	GBR	Kawasaki Racing Team WorldSBK	Kawasaki ZX-10RR	09:03'03.987	1'28.177		164,247
66	T. SYKES	GBR	Kawasaki Racing Team WorldSBK	Kawasaki ZX-10RR	09:08'30.697	1'27.942	-0.235	164,686
1	J. REA	GBR	Kawasaki Racing Team WorldSBK	Kawasaki ZX-10RR	09:08'56.404	1'27.664	-0.278	165,208

Start End The results are provisional until the end of the time limit for protests and appeals
26/05/2018 09:00 09:22 and the completion of the technical checks.

These data/results cannot be reproduced, stored and/or transmitted in whole or in part by any manner of electronic, mechanical, photocopying, recording, broadcasting or otherwise now known or herein after developed without the previous express consent by the copyright owner, except for reproduction in daily press and regular printed publications on sale to the public within 60 days of the event related to those data/results and always provided that copyright symbol appears together as follows below.

© DORNA WSBK ORGANIZATION Srl 2018



PROSECCO DOC UK Round, Donington Park 25-27 May 2018

World Superbike - Best Sectors & Speed Free Practice 4th Session

BEST LAP			
1	1 J. REA	Kawasaki ZX-10RR	1'27.664
2	66 T. SYKES	Kawasaki ZX-10RR	1'27.786
3	22 A. LOWES	Yamaha YZF R1	1'28.097
4	60 M. VAN DER MARK	Yamaha YZF R1	1'28.180
5	50 E. LAVERTY	Aprilia RSV4 RF	1'28.254
6	7 C. DAVIES	Ducati Panigale R	1'28.267
7	91 L. HASLAM	Kawasaki ZX-10RR	1'28.476
8	81 J. TORRES	MV Agusta 1000 F4	1'28.486
9	54 T. RAZGATLIOGLU	Kawasaki ZX-10RR	1'28.562
10	2 L. CAMIER	Honda CBR1000RR	1'28.744
11	76 L. BAZ	BMW S 1000 RR	1'28.759
12	32 L. SAVADORI	Aprilia RSV4 RF	1'28.781
13	40 R. RAMOS	Kawasaki ZX-10RR	1'28.850
14	33 M. MELANDRI	Ducati Panigale R	1'29.137
15	36 L. MERCADO	Kawasaki ZX-10RR	1'29.380
16	45 J. GAGNE	Honda CBR1000RR	1'29.411
17	37 O. JEZEK	Yamaha YZF R1	1'29.459
18	28 B. RAY	Suzuki GSX-R1000	1'29.542
19	99 P. JACOBSEN	Honda CBR1000RR	1'29.547
20	21 M. RINALDI	Ducati Panigale R	1'29.554
21	12 X. FORES	Ducati Panigale R	1'29.872
22	94 N. CANEPA	Yamaha YZF R1	1'30.116
23	41 L. MOSSEY	Kawasaki ZX-10RR	1'30.275
24	55 M. LAW	Kawasaki ZX-10RR	1'30.596
25	44 G. REA	Suzuki GSX-R1000	1'31.219

SPEED			
1	60 M. VAN DER MARK	Yamaha YZF R1	268,8
2	76 L. BAZ	BMW S 1000 RR	267,5
3	50 E. LAVERTY	Aprilia RSV4 RF	266,8
4	22 A. LOWES	Yamaha YZF R1	266,8
5	7 C. DAVIES	Ducati Panigale R	266,8
6	1 J. REA	Kawasaki ZX-10RR	266,8
7	91 L. HASLAM	Kawasaki ZX-10RR	266,2
8	33 M. MELANDRI	Ducati Panigale R	266,2
9	54 T. RAZGATLIOGLU	Kawasaki ZX-10RR	266,2
10	66 T. SYKES	Kawasaki ZX-10RR	266,2
11	94 N. CANEPA	Yamaha YZF R1	265,5
12	99 P. JACOBSEN	Honda CBR1000RR	265,5
13	81 J. TORRES	MV Agusta 1000 F4	264,2
14	12 X. FORES	Ducati Panigale R	262,9
15	32 L. SAVADORI	Aprilia RSV4 RF	262,3
16	55 M. LAW	Kawasaki ZX-10RR	262,3
17	28 B. RAY	Suzuki GSX-R1000	262,3
18	21 M. RINALDI	Ducati Panigale R	262,3
19	45 J. GAGNE	Honda CBR1000RR	261,6
20	40 R. RAMOS	Kawasaki ZX-10RR	260,4
21	2 L. CAMIER	Honda CBR1000RR	259,1
22	36 L. MERCADO	Kawasaki ZX-10RR	259,1
23	44 G. REA	Suzuki GSX-R1000	257,9
24	41 L. MOSSEY	Kawasaki ZX-10RR	257,9
25	37 O. JEZEK	Yamaha YZF R1	256,6

SEG. 1		
1	66 T. SYKES	18.804
2	1 J. REA	18.841
3	60 M. VAN DER MARK	18.868
4	91 L. HASLAM	18.921
5	81 J. TORRES	18.935
6	2 L. CAMIER	18.959
7	54 T. RAZGATLIOGLU	18.979
8	50 E. LAVERTY	18.982
9	76 L. BAZ	18.983
10	7 C. DAVIES	18.995
11	37 O. JEZEK	18.999
12	2 A. LOWES	19.015
13	32 L. SAVADORI	19.085
14	40 R. RAMOS	19.101
15	45 J. GAGNE	19.111
16	21 M. RINALDI	19.141
17	99 P. JACOBSEN	19.203
18	36 L. MERCADO	19.211
19	33 M. MELANDRI	19.231
20	55 M. LAW	19.265
21	28 B. RAY	19.283
22	12 X. FORES	19.295
23	94 N. CANEPA	19.329
24	44 G. REA	19.502
25	41 L. MOSSEY	19.523

SEG. 2		
1	66 T. SYKES	23.867
2	1 J. REA	23.943
3	60 M. VAN DER MARK	23.943
4	50 E. LAVERTY	23.979
5	91 L. HASLAM	23.984
6	7 C. DAVIES	24.077
7	22 A. LOWES	24.110
8	54 T. RAZGATLIOGLU	24.140
9	76 L. BAZ	24.141
10	32 L. SAVADORI	24.220
11	33 M. MELANDRI	24.224
12	2 L. CAMIER	24.259
13	36 L. MERCADO	24.313
14	40 R. RAMOS	24.322
15	81 J. TORRES	24.325
16	45 J. GAGNE	24.344
17	21 M. RINALDI	24.466
18	99 P. JACOBSEN	24.485
19	94 N. CANEPA	24.488
20	28 B. RAY	24.512
21	37 O. JEZEK	24.553
22	55 M. LAW	24.601
23	12 X. FORES	24.640
24	41 L. MOSSEY	24.647
25	44 G. REA	25.040

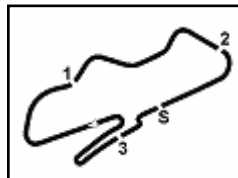
SEG. 3		
1	1 J. REA	21.991
2	66 T. SYKES	22.042
3	60 M. VAN DER MARK	22.057
4	22 A. LOWES	22.060
5	50 E. LAVERTY	22.072
6	32 L. SAVADORI	22.128
7	76 L. BAZ	22.129
8	91 L. HASLAM	22.179
9	54 T. RAZGATLIOGLU	22.190
10	81 J. TORRES	22.201
11	7 C. DAVIES	22.214
12	40 R. RAMOS	22.248
13	36 L. MERCADO	22.249
14	33 M. MELANDRI	22.254
15	37 O. JEZEK	22.335
16	28 B. RAY	22.346
17	99 P. JACOBSEN	22.350
18	2 L. CAMIER	22.351
19	45 J. GAGNE	22.412
20	12 X. FORES	22.457
21	41 L. MOSSEY	22.526
22	94 N. CANEPA	22.528
23	21 M. RINALDI	22.580
24	55 M. LAW	22.583
25	44 G. REA	22.734

SEG. 4		
1	1 J. REA	22.782
2	7 C. DAVIES	22.819
3	22 A. LOWES	22.855
4	66 T. SYKES	22.872
5	81 J. TORRES	23.003
6	50 E. LAVERTY	23.039
7	76 L. BAZ	23.043
8	32 L. SAVADORI	23.077
9	40 R. RAMOS	23.085
10	60 M. VAN DER MARK	23.089
11	2 L. CAMIER	23.118
12	33 M. MELANDRI	23.134
13	54 T. RAZGATLIOGLU	23.146
14	28 B. RAY	23.155
15	91 L. HASLAM	23.165
16	99 P. JACOBSEN	23.225
17	37 O. JEZEK	23.247
18	36 L. MERCADO	23.251
19	41 L. MOSSEY	23.316
20	12 X. FORES	23.357
21	21 M. RINALDI	23.360
22	45 J. GAGNE	23.377
23	94 N. CANEPA	23.502
24	44 G. REA	23.560
25	55 M. LAW	23.857

26/05/2018

These data/results cannot be reproduced, stored and/or transmitted in whole or in part by any manner of electronic, mechanical, photocopying, recording, broadcasting or otherwise now known or herein after developed without the previous express consent by the copyright owner, except for reproduction in daily press and regular printed publications on sale to the public within 60 days of the event related to those data/results and always provided that copyright symbol appears together as follows below.

© DORNA WSBK ORGANIZATION Srl 2018



Donington Park 4.023 m

PROSECCO DOC UK Round, Donington Park 25-27 May 2018

World Superbike - Ideal Times Free Practice 4th Session

No.	Rider	Nat	Bike	Seg. 1	Seg. 2	Seg. 3	Seg. 4	Ideal Time		
				Diff. 1	Diff. 2	Diff. 3	Diff. 4	Best Lap	Pos.	Diff.
1	1 J. REA	GBR	Kawasaki ZX-10RR	18.841 0.062	23.943	21.991	22.782 0.045	1'27.557	1	0.107
2	66 T. SYKES	GBR	Kawasaki ZX-10RR	18.804 0.131	23.867	22.042 0.003	22.872 0.067	1'27.585 1'27.786	2	0.201
3	60 M. VAN DER MARK	NED	Yamaha YZF R1	18.868 0.052	23.943 0.128	22.057 0.043	23.089	1'27.957	4	0.223
4	22 A. LOWES	GBR	Yamaha YZF R1	19.015 0.057	24.110	22.060	22.855	1'28.040 1'28.097	3	0.057
5	50 E. LAVERTY	IRL	Aprilia RSV4 RF	18.982 0.080	23.979 0.040	22.072	23.039 0.062	1'28.072 1'28.254	5	0.182
6	7 C. DAVIES	GBR	Ducati Panigale R	18.995 0.065	24.077	22.214 0.097	22.819	1'28.105 1'28.267	6	0.162
7	91 L. HASLAM	GBR	Kawasaki ZX-10RR	18.921	23.984 0.122	22.179 0.021	23.165 0.084	1'28.249 1'28.476	7	0.227
8	76 L. BAZ	FRA	BMW S 1000 RR	18.983 0.117	24.141 0.037	22.129 0.209	23.043 0.100	1'28.296 1'28.759	11	0.463
9	54 T. RAZGATLIOGLU	TUR	Kawasaki ZX-10RR	18.979 0.058	24.140	22.190 0.017	23.146 0.032	1'28.455 1'28.562	9	0.107
10	81 J. TORRES	ESP	MV Agusta 1000 F4	18.935	24.325 0.022	22.201	23.003	1'28.464 1'28.486	8	0.022
11	32 L. SAVADORI	ITA	Aprilia RSV4 RF	19.085 0.210	24.220	22.128 0.061	23.077	1'28.510 1'28.781	12	0.271
12	2 L. CAMIER	GBR	Honda CBR1000RR	18.959 0.001	24.259	22.351 0.056	23.118	1'28.687 1'28.744	10	0.057
13	40 R. RAMOS	ESP	Kawasaki ZX-10RR	19.101	24.322 0.020	22.248	23.085 0.074	1'28.756 1'28.850	13	0.094
14	33 M. MELANDRI	ITA	Ducati Panigale R	19.231 0.073	24.224 0.098	22.254 0.123	23.134	1'28.843 1'29.137	14	0.294
15	36 L. MERCADO	ARG	Kawasaki ZX-10RR	19.211 0.134	24.313	22.249	23.251 0.222	1'29.024 1'29.380	15	0.356
16	37 O. JEZEK	CZE	Yamaha YZF R1	18.999 0.065	24.553 0.027	22.335 0.013	23.247 0.220	1'29.134 1'29.459	17	0.325
17	45 J. GAGNE	USA	Honda CBR1000RR	19.111	24.344 0.079	22.412 0.065	23.377 0.023	1'29.244 1'29.411	16	0.167
18	99 P. JACOBSEN	USA	Honda CBR1000RR	19.203 0.034	24.485 0.063	22.350 0.012	23.225 0.175	1'29.263 1'29.547	19	0.284
19	28 B. RAY	GBR	Suzuki GSX-R1000	19.283 0.112	24.512	22.346 0.044	23.155 0.090	1'29.296 1'29.542	18	0.246
20	21 M. RINALDI	ITA	Ducati Panigale R	19.141	24.466	22.580 0.007	23.360	1'29.547 1'29.554	20	0.007
21	12 X. FORES	ESP	Ducati Panigale R	19.295	24.640 0.009	22.457	23.357 0.114	1'29.749 1'29.872	21	0.123
22	94 N. CANEPA	ITA	Yamaha YZF R1	19.329 0.055	24.488 0.125	22.528	23.502 0.089	1'29.847 1'30.116	22	0.269
23	41 L. MOSSEY	GBR	Kawasaki ZX-10RR	19.523 0.021	24.647 0.142	22.526 0.100	23.316	1'30.012 1'30.275	23	0.263
24	55 M. LAW	GBR	Kawasaki ZX-10RR	19.265	24.601 0.010	22.583 0.127	23.857 0.153	1'30.306 1'30.596	24	0.290
25	44 G. REA	GBR	Suzuki GSX-R1000	19.502 0.189	25.040	22.734 0.193	23.560 0.001	1'30.836 1'31.219	25	0.383
Overall Ideal Time				18.804	23.867	21.991	22.782	1'27.444		

26/05/2018

These data/results cannot be reproduced, stored and/or transmitted in whole or in part by any manner of electronic, mechanical, photocopying, recording, broadcasting or otherwise now known or herein after developed without the previous express consent by the copyright owner, except for reproduction in daily press and regular printed publications on sale to the public within 60 days of the event related to those data/results and always provided that copyright symbol appears together as follows below.

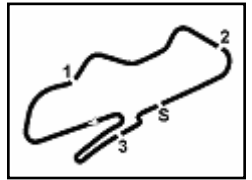
© DORNA WSBK ORGANIZATION Srl 2018

PIRELLI PERUGIA TIMING


Official Tyre Supplier



Official Timekeeper



PROSECCO DOC UK Round, Donington Park 25-27 May 2018

World Superbike - Chronological Analysis Free Practice 4th Session

1° 1 J. REA (1'27.664)								5° 50 E. LAVERTY (1'28.254)							
Lap	Seg.1	Seg.2	Seg.3	Seg.4	Lap Time	km/h	Local Time	Lap	Seg.1	Seg.2	Seg.3	Seg.4	Lap Time	km/h	Local Time
1		26.394	23.220	23.351		261,0	9:01'35.810	1		26.359	23.125	23.603		259,7	9:01'36.155
2	19.049	24.218	22.128	22.782	1'28.177	265,5	9:03'03.987	2	19.164	24.199	22.212	23.121	1'28.696	266,8	9:03'04.851
3	18.844	24.203	22.047	23.182	1'28.276	265,5	9:04'32.263	3	19.062	24.019	22.072	23.101	1'28.254	265,5	9:04'33.105
4	18.935	24.053	22.320	22.927	1'28.235	264,2	9:06'00.498	4	19.075	23.979	22.346	23.119	1'28.519	266,2	9:06'01.624
5	19.069	24.305	22.054	22.814	1'28.242	263,6	9:07'28.740	5	18.982	24.063	22.224	23.064	1'28.333	264,2	9:07'29.957
6	18.903	23.943	21.991	22.827	1'27.664	265,5	9:08'56.404	6	19.044	24.038	22.282	23.039	1'28.403	262,3	9:08'58.360
7	18.863	24.132	22.076	22.785	1'27.856	264,9	9:10'24.260	7	19.134	24.128	22.352	23.059	1'28.673	262,3	9:10'27.033
8	18.966	24.230	22.140	22.969	1'28.305	264,2	9:11'52.565	8	19.120	24.135	22.400	23.127	1'28.782	261,6	9:11'55.815
9	18.885	24.122	22.063	22.953	1'28.023	264,2	9:13'20.588	9	19.162	24.271	22.404	23.075	1'28.912	261,0	9:13'24.727
10	18.901	24.157	22.245	22.920	1'28.223	265,5	9:14'48.811	10	19.237	24.275	22.397	23.127	1'29.036	262,9	9:14'53.763
11	18.841	24.155	22.129	22.979	1'28.104	264,2	9:16'16.915	11	19.151	24.212	22.495	23.220	1'29.078	262,3	9:16'22.841
12	20.614	25.820	22.866	23.231	1'32.531	258,5	9:17'49.446	12	20.818	25.659	23.395	23.531	1'33.403	248,3	9:17'56.244
13	18.961	24.369	22.242	22.946	1'28.518	264,9	9:19'17.964	13	19.326	24.459	22.572	23.275	1'29.632	261,6	9:19'25.876
14	19.751	24.805	22.413	24.936	1'31.905	266,8	9:20'49.869	14	19.369	24.708	22.564	23.456	1'30.097	261,6	9:20'55.973

2° 66 T. SYKES (1'27.786)								6° 7 C. DAVIES (1'28.267)							
Lap	Seg.1	Seg.2	Seg.3	Seg.4	Lap Time	km/h	Local Time	Lap	Seg.1	Seg.2	Seg.3	Seg.4	Lap Time	km/h	Local Time
1		26.246	23.659	24.153		236,3	9:02'36.894	1		27.355	23.185	23.935		256,6	9:02'17.066
2	19.307	24.468	22.309	23.069	1'29.153	261,6	9:04'06.047	2	19.484	24.464	22.447	23.055	1'29.450	261,6	9:03'46.516
3	19.001	24.148	22.374	23.002	1'28.525	260,4	9:05'34.572	3	19.179	24.372	22.658	23.050	1'29.259	263,6	9:05'15.775
4	18.958	24.152	22.155	22.918	1'28.183	264,2	9:07'02.755	4	19.085	24.377	22.378	22.875	1'28.715	264,2	9:06'44.490
5	18.901	23.925	22.135	22.981	1'27.942	263,6	9:08'30.697	5	18.995	24.116	22.491	22.937	1'28.539	264,9	9:08'13.029
6	18.804	24.618	22.677	27.432	1'33.531P	261,0	9:10'04.228	6	19.646	25.171	23.126	24.152	1'32.095	261,0	9:09'45.124
7	3'37.867	26.672	22.743	24.371	4'51.653P	262,9	9:14'55.881	7	19.166	24.399	22.248	22.874	1'28.687	262,9	9:11'13.811
8	18.935	23.867	22.045	22.939	1'27.786	264,9	9:16'23.667	8	19.082	24.158	22.214	22.964	1'28.418	264,9	9:12'42.229
9	19.043	24.371	22.342	23.406	1'29.162	266,2	9:17'52.829	9	19.060	24.077	22.311	22.819	1'28.267	264,2	9:14'10.496
10	18.924	23.996	22.042	22.872	1'27.834	263,6	9:19'20.663	10	19.766	26.291	23.313	24.254	1'33.624	257,3	9:15'44.120
11	18.916	24.019	22.102	23.055	1'28.092	266,2	9:20'48.755	11	19.249	24.300	22.364	23.138	1'29.051	261,6	9:17'13.171
12								12	19.097	24.496	23.869	27.355	1'34.817	263,6	9:18'47.988
13								13	19.117	24.217	22.306	23.248	1'28.888	266,8	9:20'16.876

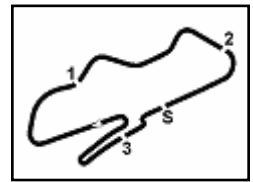
3° 22 A. LOWES (1'28.097)								7° 91 L. HASLAM (1'28.476)							
Lap	Seg.1	Seg.2	Seg.3	Seg.4	Lap Time	km/h	Local Time	Lap	Seg.1	Seg.2	Seg.3	Seg.4	Lap Time	km/h	Local Time
1		27.357	23.127	24.559		263,6	9:02'20.519	1		25.871	22.964	23.767		260,4	9:01'36.519
2	19.284	24.543	22.253	23.012	1'29.092	264,9	9:03'49.611	2	19.155	24.216	22.215	23.435	1'29.021	266,2	9:03'05.540
3	19.114	24.249	22.514	23.109	1'28.986	266,8	9:05'18.597	3	19.126	23.984	22.225	23.327	1'28.662	266,2	9:04'34.202
4	20.867	25.945	23.909	28.103	1'38.824P	243,8	9:06'57.421	4	19.037	25.934	23.433	25.349	1'33.753	244,4	9:06'07.955
5	1'07.628	25.583	23.650	24.011	2'20.872P	266,8	9:09'18.293	5	19.063	24.123	22.179	23.309	1'28.674	265,5	9:07'36.629
6	19.072	24.110	22.060	22.855	1'28.097	266,2	9:10'46.390	6	19.063	24.123	22.179	23.309	1'28.674	265,5	9:07'36.629
7	19.015	24.312	22.272	23.037	1'28.636	264,9	9:12'15.026	7	18.921	24.106	22.200	23.249	1'28.476	266,2	9:09'05.105
8	19.033	24.167	22.094	23.172	1'28.466	265,5	9:13'43.492	8	19.047	24.370	22.183	28.962	1'34.562P	265,5	9:10'39.667
9	19.203	24.303	22.224	23.109	1'28.839	264,9	9:15'12.331	9	19.131	24.197	22.388	23.207	1'28.923	261,0	9:17'31.761
10	19.133	24.179	22.189	23.024	1'28.525	266,2	9:16'40.856	10	19.135	24.249	22.341	23.165	1'28.890	262,3	9:19'00.651
11	19.045	24.246	22.311	22.979	1'28.581	264,9	9:18'09.437	11	19.161	24.309	22.441	23.179	1'29.090	261,6	9:20'29.741
12	19.125	24.293	22.249	23.115	1'28.782	264,2	9:19'38.219								
13	19.042	24.242	22.077	23.194	1'28.555	264,2	9:21'06.774								

4° 60 M. VAN DER MARK (1'28.180)								8° 81 J. TORRES (1'28.486)							
Lap	Seg.1	Seg.2	Seg.3	Seg.4	Lap Time	km/h	Local Time	Lap	Seg.1	Seg.2	Seg.3	Seg.4	Lap Time	km/h	Local Time
1		26.292	23.210	23.540		262,3	9:01'41.338	1		26.222	23.062	23.862		260,4	9:01'38.269
2	18.970	24.274	22.082	24.867	1'30.193	264,9	9:03'11.531	2	19.388	24.937	22.395	23.284	1'30.004	261,6	9:03'08.273
3	19.130	24.710	22.300	23.201	1'29.341	266,8	9:04'40.872	3	19.064	24.607	22.305	23.164	1'29.140	260,4	9:04'37.413
4	18.938	24.245	22.122	23.191	1'28.496	264,2	9:06'09.368	4	18.974	24.507	22.283	23.266	1'29.030	264,2	9:06'06.443
5	18.868	24.234	22.129	23.276	1'28.507	264,9	9:07'37.875	5	18.949	24.453	22.375	23.009	1'28.786	261,0	9:07'35.229
6	18.964	23.943	22.109	23.169	1'28.185	267,5	9:09'06.060	6	19.050	24.465	22.342	23.060	1'28.917	260,4	9:09'04.146
7	18.981	24.362	22.159	23.401	1'28.903	264,9	9:10'34.963	7	18.980	24.356	22.311	23.057	1'28.704	261,0	9:10'32.850
8	18.892	24.086	22.057	23.220	1'28.255	262,3	9:12'03.218	8	18.935	24.347	22.201	23.003	1'28.486	262,3	9:12'01.336
9	18.909	24.034	22.210	23.213	1'28.366	263,6	9:13'31.584	9	19.087	24.416	22.293	23.126	1'28.922	261,6	9:13'30.258
10	18.920	24.071	22.100	23.089	1'28.180	264,2	9:14'59.764	10	18.951	24.400	22.232	23.092	1'28.675	262,9	9:14'58.933
11	18.873	24.229	22.091	23.275	1'28.468	267,5	9:16'28.232	11	18.973	24.376	22.258	23.134	1'28.741	262,3	9:16'27.674
12	18.927	24.210	22.202	23.981	1'29.320	268,2	9:17'57.552	12	18.949	24.374	22.455	23.421	1'29.199	261,6	9:17'56.873
13	18.905	24.155	22.388	23.314	1'28.762	268,8	9:19'26.314	13	20.374	26.930	23.374	23.370	1'34.048	233,3	9:19'30.921
14	19.020	24.166	22.207	23.306	1'28.699	261,0	9:20'55.013	14	18.959	24.325	22.253	23.228	1'28.765	262,9	9:20'59.686

26/05/2018 P = Pits In/Out - C = Lap Time Cancelled

These data/results cannot be reproduced, stored and/or transmitted in whole or in part by any manner of electronic, mechanical, photocopying, recording, broadcasting or otherwise now known or herein after developed without the previous express consent by the copyright owner, except for reproduction in daily press and regular printed publications on sale to the public within 60 days of the event related to those data/results and always provided that copyright symbol appears together as follows below.

© DORNA WSBK ORGANIZATION Srl 2018



PROSECCO DOC UK Round, Donington Park 25-27 May 2018 World Superbike - Chronological Analysis Free Practice 4th Session

Donington Park 4.023 m

2 / 3

9° 54 T. RAZGATLIOGLU (1'28.562)							
Lap	Seg.1	Seg.2	Seg.3	Seg.4	Lap Time	km/h	Local Time
1		28.122	24.351	25.430		247,8	9:01'56.250
2	20.538	25.447	23.053	25.163	1'34.201	259,7	9:03'30.451
3	19.788	24.990	22.826	23.360	1'30.964	261,6	9:05'01.415
4	19.083	24.953	22.574	23.146	1'29.756	264,9	9:06'31.171
5	19.069	24.317	22.273	23.281	1'28.940	263,6	9:08'00.111
6	19.102	24.252	22.291	23.732	1'29.377	264,2	9:09'29.488
7	20.398	25.374	25.451	23.679	1'34.902	215,1	9:11'04.390
8	19.240	24.244	22.190	23.338	1'29.012	263,6	9:12'33.402
9	19.037	24.140	22.207	23.178	1'28.562	266,2	9:14'01.964
10	19.325	24.595	22.505	23.226	1'29.651	252,4	9:15'31.615
11	19.142	24.379	22.762	23.425	1'29.708	259,1	9:17'01.323
12	18.979	24.385	22.355	23.248	1'28.967	262,3	9:18'30.290
13	19.307	24.560	22.591	23.218	1'29.676	259,7	9:19'59.966
14	19.024	24.465	22.324	23.282	1'29.095	262,9	9:21'29.061

10° 2 L. CAMIER (1'28.744)							
Lap	Seg.1	Seg.2	Seg.3	Seg.4	Lap Time	km/h	Local Time
1		25.564	23.172	23.606		256,0	9:02'29.819
2	19.262	24.328	22.517	23.133	1'29.240	259,1	9:03'59.059
3	18.985	24.263	22.378	23.287	1'28.913	258,5	9:05'27.972
4	19.094	24.363	22.408	23.204	1'29.069	257,9	9:06'57.041
5	18.959	24.464	22.351	23.264	1'29.038	259,1	9:08'26.079
6	18.979	24.317	22.384	23.212	1'28.892	256,6	9:09'54.971
7	20.289	24.987	23.044	27.958	1'36.278P	253,6	9:11'31.249
8	4'24.398	25.036	22.705	23.296	5'35.435P	254,8	9:17'06.684
9	19.128	24.536	22.447	23.167	1'29.278	254,8	9:18'35.962
10	18.960	24.259	22.407	23.118	1'28.744	256,6	9:20'04.706

11° 76 L. BAZ (1'28.759)							
Lap	Seg.1	Seg.2	Seg.3	Seg.4	Lap Time	km/h	Local Time
1		26.290	23.255	23.785		251,2	9:01'36.658
2	19.234	24.289	22.182	23.335	1'29.040	263,6	9:03'05.698
3	19.196	24.141	22.129	23.336	1'28.802	267,5	9:04'34.500
4	19.013	24.660	22.253	23.350	1'29.276	261,6	9:06'03.776
5	19.062	24.457	22.475	23.215	1'29.209	260,4	9:07'32.985
6	19.116	24.472	22.278	23.172	1'29.038	261,6	9:09'02.023
7	19.205	24.370	22.287	23.166	1'29.028	263,6	9:10'31.051
8	19.175	24.219	22.307	23.198	1'28.899	262,9	9:11'59.950
9	19.100	24.178	22.338	23.143	1'28.759	260,4	9:13'28.709
10	19.109	24.513	22.386	23.043	1'29.051	262,3	9:14'57.760
11	18.983	25.159	24.248	23.559	1'31.949	243,8	9:16'29.709
12	19.164	24.414	22.673	23.302	1'29.553	262,3	9:17'59.262
13	19.074	24.573	22.539	23.210	1'29.396	259,7	9:19'28.658
14	19.254	24.447	22.295	23.188	1'29.184	263,6	9:20'57.842

12° 32 L. SAVADORI (1'28.781)							
Lap	Seg.1	Seg.2	Seg.3	Seg.4	Lap Time	km/h	Local Time
1		27.162	23.554	23.766		250,1	9:01'43.416
2	19.388	24.451	22.216	23.523	1'29.578	262,3	9:03'12.994
3	19.321	24.520	22.505	23.194	1'29.540	260,4	9:04'42.534
4	19.348	24.378	22.229	23.306	1'29.261	260,4	9:06'11.795
5	19.352	24.583	22.417	23.174	1'29.526	252,4	9:07'41.321
6	22.415	25.307	22.645	27.625	1'37.992P	256,0	9:09'19.313
7	3'48.850	25.186	22.392	23.446	4'59.874P	258,5	9:14'19.187
8	19.272	24.228	22.128	23.277	1'28.905	261,0	9:15'48.092
9	19.152	24.288	22.242	23.123	1'28.805	258,5	9:17'16.897
10	19.085	24.319	22.229	23.189	1'28.822	259,7	9:18'45.719
11	19.295	24.220	22.189	23.077	1'28.781	258,5	9:20'14.500

13° 40 R. RAMOS (1'28.850)							
Lap	Seg.1	Seg.2	Seg.3	Seg.4	Lap Time	km/h	Local Time
1		25.991	22.863	23.439		258,5	9:01'37.186

2	19.400	24.509	22.393	23.085	1'29.387	259,7	9:03'06.573
3	19.268	24.322	22.338	23.271	1'29.199	258,5	9:04'35.772
4	19.223	24.599	22.340	23.163	1'29.325	258,5	9:06'05.097
5	19.451	25.599	22.411	23.348	1'30.809	256,6	9:07'35.906
6	19.101	24.342	22.248	23.159	1'28.850	260,4	9:09'04.756
7	19.126	24.408	22.332	23.494	1'29.360	257,3	9:10'34.116
8	20.289	26.245	29.558	23.500	1'39.592	136,1	9:12'13.708
9	19.369	24.653	22.382	23.136	1'29.540	254,2	9:13'43.248
10	20.270	26.944	29.001	24.160	1'40.375C	227,8	9:15'23.623
11	19.540	24.631	22.503	23.267	1'29.941	247,2	9:16'53.564
12	19.974	25.568	22.902	27.536	1'35.980P	246,1	9:18'29.544

14° 33 M. MELANDRI (1'29.137)							
Lap	Seg.1	Seg.2	Seg.3	Seg.4	Lap Time	km/h	Local Time
1		27.202	23.927	25.119		251,2	9:01'49.711
2	20.163	25.629	23.327	24.376	1'33.495	264,9	9:03'23.206
3	19.523	24.651	22.696	26.102	1'32.972	260,4	9:04'56.178
4	19.343	24.424	22.334	23.546	1'29.647	266,2	9:06'25.825
5	19.231	24.396	24.316	30.397	1'38.340P	265,5	9:08'04.165
6	3'59.966	25.538	23.583	23.765	5'12.852P	262,3	9:13'17.017
7	19.368	24.566	22.358	23.217	1'29.509	264,9	9:14'46.526
8	19.247	24.253	22.307	23.751	1'29.558	264,2	9:16'16.084
9	19.304	24.322	22.377	23.134	1'29.137	260,4	9:17'45.221
10	19.343	24.287	22.409	25.460	1'31.499	263,6	9:19'16.720
11	19.392	24.224	22.254	24.508	1'30.378	264,2	9:20'47.098

15° 36 L. MERCADO (1'29.380)							
Lap	Seg.1	Seg.2	Seg.3	Seg.4	Lap Time	km/h	Local Time
1		27.366	26.888	27.784		226,9	9:01'50.532
2	20.304	25.121	23.047	24.537	1'33.009	257,9	9:03'23.541
3	19.703	24.649	22.673	23.721	1'30.746	259,1	9:04'54.287
4	19.423	24.762	22.480	23.457	1'30.122	257,3	9:06'24.409
5	19.343	24.531	24.928	27.655	1'36.457P	231,8	9:08'00.866
6	4'37.644	25.238	22.732	23.363	5'48.977P	259,1	9:13'49.843
7	19.298	24.466	37.285	23.439	1'44.488	214,6	9:15'34.331
8	19.345	24.313	22.249	23.473	1'29.380	258,5	9:17'03.711
9	19.342	24.421	22.697	23.251	1'29.711	256,6	9:18'33.422
10	19.211	24.638	22.627	23.378	1'29.854	259,1	9:20'03.276

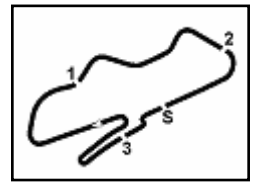
16° 45 J. GAGNE (1'29.411)							
Lap	Seg.1	Seg.2	Seg.3	Seg.4	Lap Time	km/h	Local Time
1		26.400	23.541	23.838		257,3	9:02'30.143
2	19.410	24.344	22.527	23.456	1'29.737	261,6	9:03'59.880
3	19.471	24.480	22.412	23.533	1'29.896	261,0	9:05'29.776
4	19.249	24.463	22.430	23.521	1'29.663	257,9	9:06'59.439
5	19.181	24.401	22.525	23.518	1'29.625	258,5	9:08'29.064
6	19.111	24.423	22.477	23.400	1'29.411	261,6	9:09'58.475
7	19.597	25.449	23.430	29.194	1'37.670P	253,6	9:11'36.145
8	3'51.312	25.780	25.184	24.001	5'06.277P	248,9	9:16'42.422
9	19.278	24.541	22.595	23.377	1'29.791	257,9	9:18'12.213
10	19.191	24.443	22.548	23.564	1'29.746	259,7	9:19'41.959
11	19.145	24.362	22.522	23.479	1'29.508	257,3	9:21'11.467

17° 37 O. JEZEK (1'29.459)							
Lap	Seg.1	Seg.2	Seg.3	Seg.4	Lap Time	km/h	Local Time
1		27.586	23.444	23.596		250,7	9:01'42.238
2	19.356	25.102	22.537	23.550	1'30.545	253,0	9:03'12.783
3	19.101	24.717	22.692	23.654	1'30.164	253,6	9:04'42.947
4	19.131	24.616	22.573	23.247	1'29.567	255,4	9:06'12.514
5	19.064	24.580	22.348	23.467	1'29.459	256,6	9:07'41.973
6	19.675	27.403	23.010	28.414	1'38.502P	252,4	9:09'20.475
7	5'50.749	29.625	22.585	23.392	7'06.351P	248,9	9:16'26.826
8	19.040	24.773	22.484	23.642	1'29.939	253,6	9:17'56.765
9	18.999	24.553	22.420	23.879	1'29.851	254,8	9:19'26.616

26/05/2018 P = Pits In/Out - C = Lap Time Cancelled

These data/results cannot be reproduced, stored and/or transmitted in whole or in part by any manner of electronic, mechanical, photocopying, recording, broadcasting or otherwise now known or herein after developed without the previous express consent by the copyright owner, except for reproduction in daily press and regular printed publications on sale to the public within 60 days of the event related to those data/results and always provided that copyright symbol appears together as follows below.

© DORNA WSBK ORGANIZATION Srl 2018



PROSECCO DOC UK Round, Donington Park 25-27 May 2018 World Superbike - Chronological Analysis Free Practice 4th Session

Donington Park 4.023 m

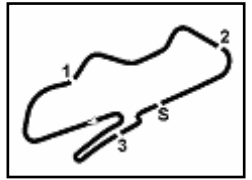
3 / 3

Lap	Seg.1	Seg.2	Seg.3	Seg.4	Lap Time	km/h	Local Time
10	19.114	24.646	22.335	23.571	1'29.666	255,4	9:20'56.282
18° 28 B. RAY (1'29.542)							
1		27.707	23.785	24.506		250,1	9:02'01.655
2	19.945	25.174	22.632	23.558	1'31.309	259,1	9:03'32.964
3	19.446	24.872	22.531	23.609	1'30.458	259,1	9:05'03.422
4	19.292	24.551	22.387	23.502	1'29.732	262,3	9:06'33.154
5	19.289	24.597	22.527	23.187	1'29.600	257,9	9:08'02.754
6	19.395	24.512	22.390	23.245	1'29.542	255,4	9:09'32.296
7	19.348	24.631	22.448	23.353	1'29.780	257,9	9:11'02.076
8	19.382	24.610	22.346	23.473	1'29.811	259,7	9:12'31.887
9	19.337	24.726	22.390	23.351	1'29.804	258,5	9:14'01.691
10	19.382	24.587	22.646	23.155	1'29.770	255,4	9:15'31.461
11	19.919	25.326	24.305	24.014	1'33.564	232,3	9:17'05.025
12	19.283	24.704	22.776	23.553	1'30.316	257,3	9:18'35.341
13	20.715	25.947	23.321	36.341	1'46.324P	250,1	9:20'21.665
19° 99 P. JACOBSEN (1'29.547)							
1		27.335	23.798	24.506		256,6	9:02'11.468
2	19.843	25.101	22.425	23.493	1'30.862	259,1	9:03'42.330
3	19.640	24.687	22.456	23.268	1'30.051	262,9	9:05'12.381
4	19.348	24.743	22.460	23.225	1'29.776	259,7	9:06'42.157
5	19.646	24.774	22.557	23.481	1'30.458	261,6	9:08'12.615
6	19.257	24.485	22.350	25.233	1'31.325	257,3	9:09'43.940
7	19.748	25.236	22.560	23.440	1'30.984	265,5	9:11'14.924
8	19.237	24.548	22.362	23.400	1'29.547	264,9	9:12'44.471
9	19.517	25.006	22.698	23.645	1'30.866	259,1	9:14'15.337
10	19.481	24.705	22.569	23.383	1'30.138	260,4	9:15'45.475
11	19.522	24.798	22.450	23.542	1'30.312	260,4	9:17'15.787
12	19.203	24.590	22.601	23.363	1'29.757	256,0	9:18'45.544
13	20.000	25.058	22.744	23.861	1'31.663	260,4	9:20'17.207
20° 21 M. RINALDI (1'29.554)							
1		27.946	23.554	24.294		252,4	9:02'06.602
2	19.628	24.706	22.894	23.849	1'31.077	261,6	9:03'37.679
3	19.644	29.518	26.092	24.132	1'39.386	220,8	9:05'17.065
4	19.369	24.577	22.681	23.680	1'30.307	260,4	9:06'47.372
5	19.925	26.433	23.444	30.278	1'40.080P	250,7	9:08'27.452
6	3'31.452	26.016	22.956	23.705	4'44.129P	259,7	9:13'11.581
7	19.318	24.580	22.580	23.467	1'29.945	261,0	9:14'41.526
8	19.423	24.480	22.661	23.695	1'30.259	261,6	9:16'11.785
9	19.141	24.466	22.587	23.360	1'29.554	260,4	9:17'41.339
10	19.231	24.517	22.620	23.696	1'30.064	262,3	9:19'11.403
11	19.153	26.259	24.412	36.386	1'46.210P	240,6	9:20'57.613
21° 12 X. FORES (1'29.872)							
1		26.321	23.180	23.810		259,7	9:02'05.228
2	19.470	24.961	22.701	33.415	1'40.547	258,5	9:03'45.775
3	21.534	24.768	22.956	24.347	1'33.605	259,7	9:05'19.380
4	19.342	24.798	22.473	23.357	1'29.970	261,6	9:06'49.350
5	19.295	24.649	22.457	23.471	1'29.872	260,4	9:08'19.222
6	19.393	25.178	22.878	27.745	1'35.194P	257,3	9:09'54.416
7	5'51.186	27.162	22.773	23.509	7'04.630P	261,0	9:16'59.046
8	19.365	24.655	23.702	23.925	1'31.647	256,6	9:18'30.693
9	19.365	24.640	22.769	27.340	1'34.114P	262,9	9:20'04.807
22° 94 N. CANEPA (1'30.116)							
1		26.463	23.112	24.394		256,6	9:01'39.393
2	19.737	24.866	22.585	24.480	1'31.668	262,9	9:03'11.061
3	19.465	24.729	23.994	24.204	1'32.392	262,9	9:04'43.453
4	19.402	24.510	22.595	23.628	1'30.135	262,9	9:06'13.588
5	19.394	24.719	22.655	23.559	1'30.327	261,0	9:07'43.915
6	19.461	24.648	22.651	23.598	1'30.358	261,6	9:09'14.273
7	19.384	24.613	22.528	23.591	1'30.116	256,0	9:10'44.389
8	21.719	24.696	22.732	23.819	1'32.966	263,6	9:12'17.355
9	19.424	24.564	22.643	23.502	1'30.133	257,9	9:13'47.488
10	19.329	24.488	22.575	23.918	1'30.310	265,5	9:15'17.798
11	21.023	29.292	25.153	26.385	1'41.853	242,7	9:16'59.651
12	19.388	24.577	22.784	23.546	1'30.295	262,3	9:18'29.946
13	19.426	24.568	22.700	23.720	1'30.414	262,3	9:20'00.360
23° 41 L. MOSSEY (1'30.275)							
1		29.474	26.246	29.226		244,9	9:01'51.847
2	20.706	26.047	23.566	24.326	1'34.645	239,5	9:03'26.492
3	20.258	25.514	23.258	24.173	1'33.203	254,2	9:04'59.695
4	19.948	25.371	22.935	23.909	1'32.163	256,0	9:06'31.858
5	19.827	25.253	23.734	23.926	1'32.740	251,8	9:08'04.598
6	19.663	24.647	22.667	23.939	1'30.916	257,9	9:09'35.514
7	19.612	24.983	22.831	23.745	1'31.171	256,6	9:11'06.685
8	21.207	28.084	27.023	34.582	1'50.896P	178,6	9:12'57.581
9	2'59.075	25.929	23.109	23.925	4'12.038P	250,7	9:17'09.619
10	19.544	24.789	22.626	23.316	1'30.275	257,9	9:18'39.894
11	19.523	24.824	22.526	23.482	1'30.355	257,9	9:20'10.249
24° 55 M. LAW (1'30.596)							
1		27.998	23.780	24.935		256,0	9:01'57.508
2	19.955	25.400	22.818	24.610	1'32.783	261,0	9:03'30.291
3	19.766	24.977	22.866	24.445	1'32.054	258,5	9:05'02.345
4	19.449	24.614	22.583	24.034	1'30.680	262,3	9:06'33.025
5	19.568	24.760	22.915	23.857	1'31.100	256,0	9:08'04.125
6	19.423	24.601	22.691	23.945	1'30.660	256,0	9:09'34.785
7	19.299	24.637	22.921	28.589	1'35.446P	257,9	9:11'10.231
8	2'22.458	25.287	22.850	24.184	3'34.779P	259,7	9:14'45.010
9	19.337	24.735	22.697	24.198	1'30.967	259,1	9:16'15.977
10	19.677	24.677	22.643	23.957	1'30.954	259,1	9:17'46.931
11	19.405	24.796	22.665	23.904	1'30.770	260,4	9:19'17.701
12	19.265	24.611	22.710	24.010	1'30.596	260,4	9:20'48.297
25° 44 G. REA (1'31.219)							
1		27.427	23.590	24.737		251,2	9:02'12.452
2	19.691	25.040	22.927	23.561	1'31.219	257,9	9:03'43.671
3	19.698	25.149	22.903	23.718	1'31.468	254,2	9:05'15.139
4	19.622	25.385	22.734	23.560	1'31.301	257,3	9:06'46.440
5	19.719	26.332	23.552	25.470	8'02.892	221,3	9:14'49.332
6	19.635	25.209	23.197	23.868	1'31.909	256,0	9:16'21.241
7	19.662	25.407	22.902	23.890	1'31.861	253,0	9:17'53.102
8	19.502	25.219	22.886	23.637	1'31.244	253,6	9:19'24.346
9	23.694	27.828	23.088	23.953	1'38.563	254,8	9:21'02.909

26/05/2018 P = Pits In/Out - C = Lap Time Cancelled

These data/results cannot be reproduced, stored and/or transmitted in whole or in part by any manner of electronic, mechanical, photocopying, recording, broadcasting or otherwise now known or herein after developed without the previous express consent by the copyright owner, except for reproduction in daily press and regular printed publications on sale to the public within 60 days of the event related to those data/results and always provided that copyright symbol appears together as follows below.

© DORNA WSBK ORGANIZATION Srl 2018



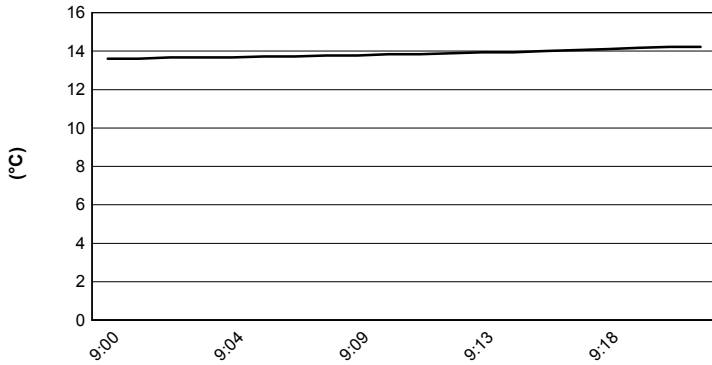
Donington Park 4.023 m

PROSECCO DOC UK Round, Donington Park 25-27 May 2018

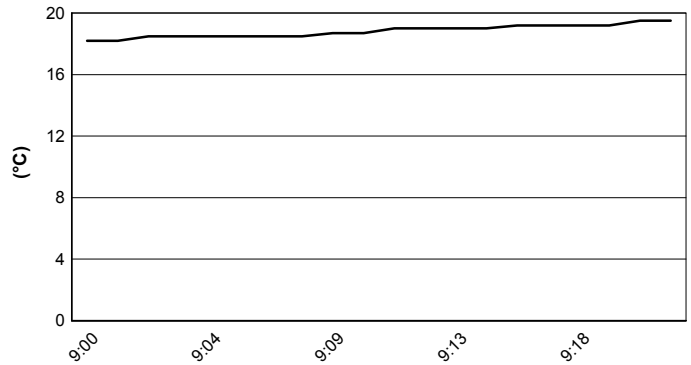
World Superbike - Weather Report Free Practice 4th Session

Session started 09:00 - Session ended 9:22

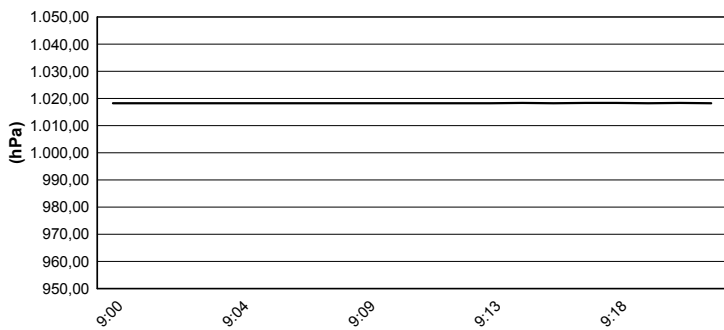
Air Temperature



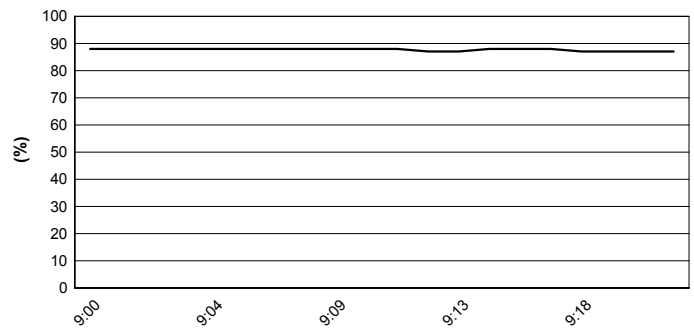
Track Temperature



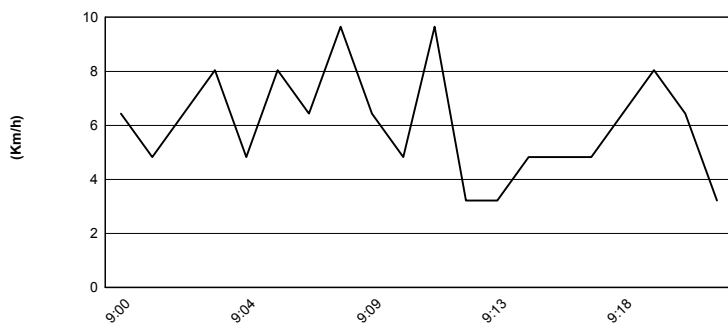
Air Pressure



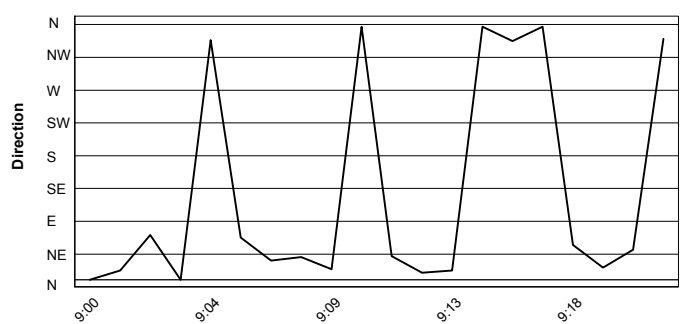
Humidity



Wind Speed



Wind Direction



26/05/2018

These data/results cannot be reproduced, stored and/or transmitted in whole or in part by any manner of electronic, mechanical, photocopying, recording, broadcasting or otherwise now known or herein after developed without the previous express consent by the copyright owner, except for reproduction in daily press and regular printed publications on sale to the public within 60 days of the event related to those data/results and always provided that copyright symbol appears together as follows below.

© DORNA WSBK ORGANIZATION Srl 2018