

Donington Park 4.023 m

1 / 2

## PROSECCO DOC UK Round, Donington Park 25-27 May 2018

### World Superbike - Results Superpole 1

No.	Rider	Nat	Team	Bike	Class	Time	Gap	Rel.	Laps	Speed	
										Avg	Max
1*	54 T. RAZGATLIOGLU	TUR	Kawasaki Puccetti Racing	Kawasaki ZX-10RR	IND	<b>1'27.799</b>			8	164,954	<b>268,2</b>
2*	7 C. DAVIES	GBR	Aruba.it Racing - Ducati	Ducati Panigale R		<b>1'28.060</b>	0.261	0.261	6	164,465	<b>266,2</b>
3	2 L. CAMIER	GBR	Red Bull Honda World Superbike Team	Honda CBR1000RR		<b>1'28.108</b>	0.309	0.048	7	164,376	<b>260,4</b>
4	81 J. TORRES	ESP	MV Agusta Reparto Corse	MV Agusta 1000 F4		<b>1'28.230</b>	0.431	0.122	8	164,148	<b>263,6</b>
5	21 M. RINALDI	ITA	Aruba.it Racing - Junior Team	Ducati Panigale R	IND	<b>1'28.376</b>	0.577	0.146	7	163,877	<b>263,6</b>
6	41 L. MOSSEY	GBR	Team Pedercini Racing	Kawasaki ZX-10RR	IND	<b>1'28.885</b>	1.086	0.509	8	162,939	<b>263,6</b>
7	37 O. JEZEK	CZE	Guandalini Racing	Yamaha YZF R1	IND	<b>1'28.958</b>	1.159	0.073	7	162,805	<b>259,7</b>
8	36 L. MERCADO	ARG	Orelac Racing VerdNatura	Kawasaki ZX-10RR	IND	<b>1'28.969</b>	1.170	0.011	4	162,785	<b>261,0</b>
9	99 P. JACOBSEN	USA	TripleM Honda World Superbike Team	Honda CBR1000RR	IND	<b>1'29.119</b>	1.320	0.150	8	162,511	<b>266,2</b>
10	40 R. RAMOS	ESP	Team GoEleven Kawasaki	Kawasaki ZX-10RR	IND	<b>1'29.172</b>	1.373	0.053	8	162,414	<b>259,7</b>
11	45 J. GAGNE	USA	Red Bull Honda World Superbike Team	Honda CBR1000RR		<b>1'29.173</b>	1.374	0.001	7	162,412	<b>261,6</b>
12	12 X. FORES	ESP	Barni Racing Team	Ducati Panigale R	IND	<b>1'29.315</b>	1.516	0.142	7	162,154	<b>264,9</b>
13	44 G. REA	GBR	OMG Racing UK	Suzuki GSX-R1000	IND	<b>1'29.376</b>	1.577	0.061	7	162,044	<b>259,7</b>
14	94 N. CANEPA	ITA	Yamaha Motor Europe	Yamaha YZF R1	IND	<b>1'29.530</b>	1.731	0.154	7	161,765	<b>266,2</b>
15	55 M. LAW	GBR	Team WD40	Kawasaki ZX-10RR	IND				0		

\* Qualified to Superpole 2

AIR	Humidity:	81%	Temp:	15°C
TRACK	Condition:	Dry	Temp:	22°C

Records	Pole (SP2)	2017 T.Sykes	1'26.641	167,160	Km/h
	Race (RC2)	2016 J.Rea	1'27.605	165,320	Km/h
	Circuit (SP2)	2017 T.Sykes	1'26.641	167,160	Km/h

Start	End
26/05/2018 10:45	11:02

The results are provisional until the end of the time limit for protests and appeals and the completion of the technical checks.

These data/results cannot be reproduced, stored and/or transmitted in whole or in part by any manner of electronic, mechanical, photocopying, recording, broadcasting or otherwise now known or herein after developed without the previous express consent by the copyright owner, except for reproduction in daily press and regular printed publications on sale to the public within 60 days of the event related to those data/results and always provided that copyright symbol appears together as follows below.

© DORNA WSBK ORGANIZATION Srl 2018



## PROSECCO DOC UK Round, Donington Park 25-27 May 2018

### World Superbike - Results Superpole 1

#### Session Highlights

Local Time	No. Rider	Description
10.45.00		Start
10.47.07	55 M. LAW	Crashed - Turn 1
10.49.31	55 M. LAW	Medical Centre
10.51.10	44 G. REA	Current Lap Cancelled - Exceeded Track Limits - Turn 10
10.52.36	54 T. RAZGATLIOGLU	On the Gravel - Re-Joined - Turn 10
10.52.59	44 G. REA	On the Gravel - Re-Joined - Turn 10
11.02.03		End Of Session

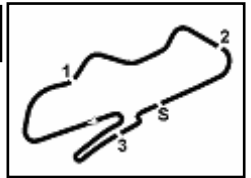
#### Fastest Laps Sequence

No.	Rider	Nat	Team	Bike	Local Time	Time	Gap	Avg
40	R. RAMOS	ESP	Team GoEleven Kawasaki	Kawasaki ZX-10RR	10:48'23.263	<b>1'32.178</b>		157,118
54	T. RAZGATLIOGLU	TUR	Kawasaki Puccetti Racing	Kawasaki ZX-10RR	10:48'25.895	<b>1'29.310</b>	-2.868	162,163
81	J. TORRES	ESP	MV Agusta Reparto Corse	MV Agusta 1000 F4	10:48'33.737	<b>1'28.409</b>	-0.901	163,816
2	L. CAMIER	GBR	Red Bull Honda World Superbike Team	Honda CBR1000RR	10:48'35.079	<b>1'28.108</b>	-0.301	164,376
54	T. RAZGATLIOGLU	TUR	Kawasaki Puccetti Racing	Kawasaki ZX-10RR	10:59'34.298	<b>1'27.799</b>	-0.309	164,954

26/05/2018      Start      End      The results are provisional until the end of the time limit for protests and appeals  
10:45      11:02      and the completion of the technical checks.

These data/results cannot be reproduced, stored and/or transmitted in whole or in part by any manner of electronic, mechanical, photocopying, recording, broadcasting or otherwise now known or herein after developed without the previous express consent by the copyright owner, except for reproduction in daily press and regular printed publications on sale to the public within 60 days of the event related to those data/results and always provided that copyright symbol appears together as follows below.

© DORNA WSBK ORGANIZATION Srl 2018



## PROSECCO DOC UK Round, Donington Park 25-27 May 2018 World Superbike - Best Sectors & Speed Superpole 1

BEST LAP			
1	54 T. RAZGATLIOGLU	Kawasaki ZX-10RR	1'27.799
2	7 C. DAVIES	Ducati Panigale R	1'28.060
3	2 L. CAMIER	Honda CBR1000RR	1'28.108
4	81 J. TORRES	MV Agusta 1000 F4	1'28.230
5	21 M. RINALDI	Ducati Panigale R	1'28.376
6	41 L. MOSSEY	Kawasaki ZX-10RR	1'28.885
7	37 O. JEZEK	Yamaha YZF R1	1'28.958
8	36 L. MERCADO	Kawasaki ZX-10RR	1'28.969
9	99 P. JACOBSEN	Honda CBR1000RR	1'29.119
10	40 R. RAMOS	Kawasaki ZX-10RR	1'29.172
11	45 J. GAGNE	Honda CBR1000RR	1'29.173
12	12 X. FORES	Ducati Panigale R	1'29.315
13	44 G. REA	Suzuki GSX-R1000	1'29.376
14	94 N. CANEPA	Yamaha YZF R1	1'29.530
15	55 M. LAW	Kawasaki ZX-10RR	

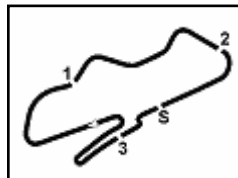
SPEED			
1	54 T. RAZGATLIOGLU	Kawasaki ZX-10RR	268,2
2	7 C. DAVIES	Ducati Panigale R	266,2
3	99 P. JACOBSEN	Honda CBR1000RR	266,2
4	94 N. CANEPA	Yamaha YZF R1	266,2
5	12 X. FORES	Ducati Panigale R	264,9
6	21 M. RINALDI	Ducati Panigale R	263,6
7	81 J. TORRES	MV Agusta 1000 F4	263,6
8	41 L. MOSSEY	Kawasaki ZX-10RR	263,6
9	45 J. GAGNE	Honda CBR1000RR	261,6
10	36 L. MERCADO	Kawasaki ZX-10RR	261,0
11	2 L. CAMIER	Honda CBR1000RR	260,4
12	37 O. JEZEK	Yamaha YZF R1	259,7
13	40 R. RAMOS	Kawasaki ZX-10RR	259,7
14	44 G. REA	Suzuki GSX-R1000	259,7

SEG. 1		SEG. 2		SEG. 3		SEG. 4		
1	37 O. JEZEK	18.776	1	2 L. CAMIER	24.014	1	7 C. DAVIES	22.831
2	54 T. RAZGATLIOGLU	18.793	2	81 J. TORRES	24.053	2	54 T. RAZGATLIOGLU	22.904
3	81 J. TORRES	18.827	3	54 T. RAZGATLIOGLU	24.055	3	2 L. CAMIER	22.928
4	2 L. CAMIER	18.840	4	21 M. RINALDI	24.094	4	81 J. TORRES	22.955
5	21 M. RINALDI	18.913	5	7 C. DAVIES	24.130	5	21 M. RINALDI	23.068
6	7 C. DAVIES	18.919	6	45 J. GAGNE	24.166	6	41 L. MOSSEY	23.131
7	41 L. MOSSEY	19.035	7	41 L. MOSSEY	24.173	7	12 X. FORES	23.141
8	45 J. GAGNE	19.043	8	99 P. JACOBSEN	24.337	8	40 R. RAMOS	23.182
9	99 P. JACOBSEN	19.086	9	36 L. MERCADO	24.395	9	36 L. MERCADO	23.195
10	36 L. MERCADO	19.165	10	12 X. FORES	24.421	10	99 P. JACOBSEN	23.251
11	40 R. RAMOS	19.178	11	37 O. JEZEK	24.450	11	44 G. REA	23.263
12	44 G. REA	19.181	12	94 N. CANEPA	24.455	12	37 O. JEZEK	23.443
13	12 X. FORES	19.211	13	40 R. RAMOS	24.483	13	94 N. CANEPA	23.486
14	94 N. CANEPA	19.216	14	44 G. REA	24.551	14	45 J. GAGNE	23.502
			15	55 M. LAW	29.417	15	55 M. LAW	24.786

26/05/2018

These data/results cannot be reproduced, stored and/or transmitted in whole or in part by any manner of electronic, mechanical, photocopying, recording, broadcasting or otherwise now known or herein after developed without the previous express consent by the copyright owner, except for reproduction in daily press and regular printed publications on sale to the public within 60 days of the event related to those data/results and always provided that copyright symbol appears together as follows below.

© DORNA WSBK ORGANIZATION Srl 2018



Donington Park 4.023 m

## PROSECCO DOC UK Round, Donington Park 25-27 May 2018

### World Superbike - Ideal Times Superpole 1

No.	Rider	Nat	Bike	Seg. 1	Seg. 2	Seg. 3	Seg. 4	Ideal Time		
				Diff. 1	Diff. 2	Diff. 3	Diff. 4	Best Lap	Pos.	Diff.
1	<b>54 T. RAZGATLIOGLU</b>	TUR	Kawasaki ZX-10RR	18.793	24.055	<b>22.039</b> 0.008	22.904	<b>1'27.791</b> 1'27.799	2	0.008
2	<b>2 L. CAMIER</b>	GBR	Honda CBR1000RR	18.840	<b>24.014</b> 0.110	22.127 0.089	22.928	<b>1'27.909</b> 1'28.108	4	0.199
3	<b>81 J. TORRES</b>	ESP	MV Agusta 1000 F4	18.827 0.107	24.053 0.110	22.110 0.068	22.955	<b>1'27.945</b> 1'28.230	5	0.285
4	<b>7 C. DAVIES</b>	GBR	Ducati Panigale R	18.919	24.130	22.107 0.047	<b>22.831</b> 0.026	<b>1'27.987</b> 1'28.060	3	0.073
5	<b>21 M. RINALDI</b>	ITA	Ducati Panigale R	18.913 0.087	24.094 0.008	22.206	23.068	<b>1'28.281</b> 1'28.376	6	0.095
6	<b>41 L. MOSSEY</b>	GBR	Kawasaki ZX-10RR	19.035	24.173	22.315 0.096	23.131 0.135	<b>1'28.654</b> 1'28.885	7	0.231
7	<b>37 O. JEZEK</b>	CZE	Yamaha YZF R1	<b>18.776</b>	24.450 0.030	22.155	23.443 0.104	<b>1'28.824</b> 1'28.958	8	0.134
8	<b>99 P. JACOBSEN</b>	USA	Honda CBR1000RR	19.086 0.130	24.337 0.111	22.162	23.251 0.042	<b>1'28.836</b> 1'29.119	10	0.283
9	<b>36 L. MERCADO</b>	ARG	Kawasaki ZX-10RR	19.165	24.395	22.214	23.195	<b>1'28.969</b> 1'28.969	9	
10	<b>40 R. RAMOS</b>	ESP	Kawasaki ZX-10RR	19.178	24.483 0.047	22.282	23.182	<b>1'29.125</b> 1'29.172	11	0.047
11	<b>45 J. GAGNE</b>	USA	Honda CBR1000RR	19.043	24.166	22.425	23.502 0.037	<b>1'29.136</b> 1'29.173	12	0.037
12	<b>12 X. FORES</b>	ESP	Ducati Panigale R	19.211 0.086	24.421	22.405 0.009	23.141 0.042	<b>1'29.178</b> 1'29.315	13	0.137
13	<b>94 N. CANEPA</b>	ITA	Yamaha YZF R1	19.216	24.455 0.032	22.188 0.153	23.486	<b>1'29.345</b> 1'29.530	15	0.185
14	<b>44 G. REA</b>	GBR	Suzuki GSX-R1000	19.181	24.551	22.381	23.263	<b>1'29.376</b> 1'29.376	14	
<b>Overall Ideal Time</b>				18.776	24.014	22.039	22.831	<b>1'27.660</b>		

26/05/2018

These data/results cannot be reproduced, stored and/or transmitted in whole or in part by any manner of electronic, mechanical, photocopying, recording, broadcasting or otherwise now known or herein after developed without the previous express consent by the copyright owner, except for reproduction in daily press and regular printed publications on sale to the public within 60 days of the event related to those data/results and always provided that copyright symbol appears together as follows below.

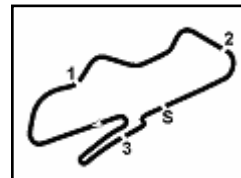
© DORNA WSBK ORGANIZATION Srl 2018

**PIRELLI PERUGIA TIMING**


Official Tyre Supplier



Official Timekeeper



### PROSECCO DOC UK Round, Donington Park 25-27 May 2018 World Superbike - Chronological Analysis Superpole 1

Donington Park 4.023 m

1 / 2

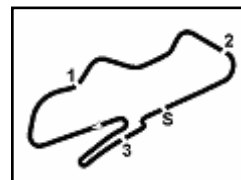
1° 54 T. RAZGATLIOGLU (1'27.799)								7° 37 O. JEZEK (1'28.958)							
Lap	Seg.1	Seg.2	Seg.3	Seg.4	Lap Time	km/h	Local Time	Lap	Seg.1	Seg.2	Seg.3	Seg.4	Lap Time	km/h	Local Time
1		26.872	23.715	24.077		254,8	10:46:56.585	1			27.869	25.349	27.116	217,7	10:46:51.270
2	18.997	24.663	22.342	23.308	1'29.310	265,5	10:48:25.895	2	21.653	25.227	22.600	23.967	1'33.447	255,4	10:48:24.717
3	18.995	24.401	22.235	23.316	1'28.947	<b>268,2</b>	10:49:54.842	3	19.609	24.651	22.523	23.727	1'30.510	255,4	10:49:55.227
4	18.964	24.322	22.256	23.219	1'28.761	265,5	10:51:23.603	4	24.218	30.731	23.406	28.133	1'46.488P	233,8	10:51:41.715
5	20.299	24.994	26.660	29.470	1'41.423P	261,0	10:53:05.026	5	3'26.496	27.213	24.427	26.116	4'44.252P	228,8	10:56:25.967
6	2'20.971	26.617	22.453	23.243	3'33.284P	261,0	10:56:38.310	6	19.272	24.650	24.034	31.010	1'38.966	254,8	10:58:04.933
7	18.871	24.183	<b>22.039</b>	23.096	1'28.189	264,2	10:58:06.499	7	<b>18.776</b>	24.480	<b>22.155</b>	23.547	<b>1'28.958</b>	259,1	10:59:33.891
8	<b>18.793</b>	<b>24.055</b>	22.047	<b>22.904</b>	<b>1'27.799</b>	264,9	10:59:34.298	8	19.017	<b>24.450</b>	22.182	<b>23.443</b>	1'29.092	<b>259,7</b>	11:01:02.983
9	18.924	24.324	22.451	23.190	1'28.889	261,6	11:01:03.187								
2° 7 C. DAVIES (1'28.060)								8° 36 L. MERCADO (1'28.969)							
Lap	Seg.1	Seg.2	Seg.3	Seg.4	Lap Time	km/h	Local Time	Lap	Seg.1	Seg.2	Seg.3	Seg.4	Lap Time	km/h	Local Time
1		26.210	22.950	23.563		262,9	10:47:39.234	1			31.898	30.680	36.125	175,4	10:47:14.679
2	19.376	24.631	22.443	22.933	1'29.383	263,6	10:49:08.617	2	8'07.911	30.401	23.338	23.606	9'25.256P	257,9	10:56:39.935
3	19.191	24.549	22.364	22.901	1'29.005	262,9	10:50:37.622	3	<b>19.165</b>	<b>24.395</b>	<b>22.214</b>	<b>23.195</b>	<b>1'28.969</b>	<b>261,0</b>	10:58:08.904
4	19.101	24.387	22.345	27.374	1'33.207P	263,6	10:52:10.829	4	24.907	25.806	22.696	25.516	1'38.925	260,4	10:59:47.829
5	3'40.191	25.609	23.602	26.114	4'55.516P	253,6	10:57:06.345	5	29.689	35.053	28.743	32.809	2'06.294P	185,1	11:01:54.123
6	19.103	24.386	<b>22.107</b>	<b>22.831</b>	1'28.427	<b>266,2</b>	10:58:34.772	9° 99 P. JACOBSEN (1'29.119)							
7	<b>18.919</b>	<b>24.130</b>	22.154	22.857	<b>1'28.060</b>	263,6	11:00:02.832	Lap	Seg.1	Seg.2	Seg.3	Seg.4	Lap Time	km/h	Local Time
3° 2 L. CAMIER (1'28.108)								1		30.269	26.194	27.873	233,3	10:46:54.602	
Lap	Seg.1	Seg.2	Seg.3	Seg.4	Lap Time	km/h	Local Time	2	19.809	26.091	22.994	24.040	1'32.934	265,5	10:48:27.536
1		25.738	23.040	23.356		257,3	10:47:06.971	3	19.255	<b>24.337</b>	22.576	23.454	1'29.622	264,9	10:49:57.158
2	<b>18.840</b>	24.124	22.216	<b>22.928</b>	<b>1'28.108</b>	259,7	10:48:35.079	4	<b>19.086</b>	24.552	22.695	<b>23.251</b>	1'29.584	<b>266,2</b>	10:51:26.742
3	18.914	24.110	22.170	23.154	1'28.348	259,1	10:50:03.427	5	19.268	24.621	22.604	28.610	1'35.103P	264,2	10:53:01.845
4	18.888	24.085	22.292	28.708	1'33.973P	257,9	10:51:37.400	6	2'37.502	25.784	22.839	23.927	3'50.052P	264,9	10:56:51.897
5	3'56.322	24.668	22.326	23.466	5'06.782P	<b>260,4</b>	10:56:44.182	7	19.230	24.395	22.200	23.404	1'29.229	261,6	10:58:21.126
6	18.905	<b>24.014</b>	<b>22.127</b>	23.220	1'28.266	258,5	10:58:12.448	8	19.227	24.849	22.682	23.785	1'30.543	263,6	10:59:51.669
7	18.924	24.141	22.251	23.282	1'28.598	258,5	10:59:41.046	9	19.216	24.448	<b>22.162</b>	23.293	<b>1'29.119</b>	262,9	11:01:20.788
8	23.864	25.215	23.188	29.266	1'41.533P	240,6	11:01:22.579	10° 40 R. RAMOS (1'29.172)							
4° 81 J. TORRES (1'28.230)								Lap	Seg.1	Seg.2	Seg.3	Seg.4	Lap Time	km/h	Local Time
Lap	Seg.1	Seg.2	Seg.3	Seg.4	Lap Time	km/h	Local Time	1		30.346	26.891	24.170	211,3	10:46:51.085	
1		25.551	22.582	23.154		258,5	10:47:05.328	2	21.135	24.994	22.671	23.378	1'32.178	256,6	10:48:23.263
2	18.966	24.141	22.235	23.067	1'28.409	262,3	10:48:33.737	3	19.700	24.720	22.717	23.429	1'30.566	251,2	10:49:53.829
3	18.934	24.163	22.178	<b>22.955</b>	<b>1'28.230</b>	261,0	10:50:01.967	4	19.457	24.594	22.682	23.397	1'30.130	<b>259,7</b>	10:51:23.959
4	<b>18.827</b>	<b>24.053</b>	<b>22.110</b>	23.692	1'28.682	<b>263,6</b>	10:51:30.649	5	19.880	25.329	23.207	28.212	1'36.628P	255,4	10:53:00.587
5	19.008	24.603	22.350	27.561	1'33.522P	261,6	10:53:04.171	6	2'25.105	27.138	22.603	23.290	3'38.136P	259,1	10:56:38.723
6	1'21.561	24.974	22.314	23.207	2'32.056P	262,3	10:55:36.227	7	19.280	<b>24.483</b>	22.325	23.290	1'29.378	256,6	10:58:08.101
7	18.884	24.068	22.171	23.163	1'28.286	262,3	10:57:04.513	8	<b>19.178</b>	24.530	<b>22.282</b>	<b>23.182</b>	<b>1'29.172</b>	258,5	10:59:37.273
8	18.862	24.123	22.253	23.087	1'28.325	261,6	10:58:32.838	9	20.602	25.118	22.486	23.679	1'31.885	254,2	11:01:09.158
9	18.863	24.208	22.263	23.022	1'28.356	262,3	11:00:01.194	11° 45 J. GAGNE (1'29.173)							
5° 21 M. RINALDI (1'28.376)								Lap	Seg.1	Seg.2	Seg.3	Seg.4	Lap Time	km/h	Local Time
Lap	Seg.1	Seg.2	Seg.3	Seg.4	Lap Time	km/h	Local Time	1		25.312	23.207	23.744	253,6	10:47:07.781	
1		26.127	24.416	23.930		244,9	10:47:13.756	2	19.320	24.182	22.471	<b>23.502</b>	1'29.475	261,0	10:48:37.256
2	19.294	24.577	22.600	23.596	1'30.067	262,3	10:48:43.823	3	19.222	24.470	22.490	23.819	1'30.001	<b>261,6</b>	10:50:07.257
3	19.402	24.252	22.470	23.343	1'29.467	262,3	10:50:13.290	4	20.754	24.894	22.774	29.432	1'37.854P	257,9	10:51:45.111
4	19.168	24.200	22.438	23.335	1'29.141	260,4	10:51:42.431	5	3'47.805	24.867	22.941	23.815	4'59.428P	259,7	10:56:44.539
5	19.678	25.680	23.295	28.835	1'37.488P	255,4	10:53:19.919	6	<b>19.043</b>	<b>24.166</b>	<b>22.425</b>	23.539	<b>1'29.173</b>	<b>261,6</b>	10:58:13.712
6	2'46.984	25.125	23.175	23.770	3'59.054P	260,4	10:57:18.973	7	19.091	24.381	22.553	23.523	1'29.548	261,0	10:59:43.260
7	19.000	24.102	<b>22.206</b>	<b>23.068</b>	<b>1'28.376</b>	<b>263,6</b>	10:58:47.349	8	19.607	24.421	22.613	23.726	1'30.367	257,9	11:01:13.627
8	<b>18.913</b>	<b>24.094</b>	22.300	23.213	1'28.520	261,0	11:00:15.869	12° 12 X. FORES (1'29.315)							
6° 41 L. MOSSEY (1'28.885)								Lap	Seg.1	Seg.2	Seg.3	Seg.4	Lap Time	km/h	Local Time
Lap	Seg.1	Seg.2	Seg.3	Seg.4	Lap Time	km/h	Local Time	1		25.345	22.765	23.392	262,3	10:47:08.398	
1		30.323	26.426	24.729		195,5	10:46:52.593	2	19.243	24.450	22.948	23.273	1'29.914	<b>264,9</b>	10:48:38.312
2	20.774	25.369	26.073	23.790	1'36.006	164,2	10:48:28.599	3	<b>19.211</b>	24.598	22.478	<b>23.141</b>	1'29.428	261,0	10:50:07.740
3	19.183	24.421	22.388	23.451	1'29.443	260,4	10:49:58.042								
4	19.283	24.327	22.415	23.316	1'29.341	<b>263,6</b>	10:51:27.383								
5	19.706	26.065	25.166	30.250	1'41.187P	192,7	10:53:08.570								

26/05/2018 P = Pits In/Out - C = Lap Time Cancelled

These data/results cannot be reproduced, stored and/or transmitted in whole or in part by any manner of electronic, mechanical, photocopying, recording, broadcasting or otherwise now known or herein after developed without the previous express consent by the copyright owner, except for reproduction in daily press and regular printed publications on sale to the public within 60 days of the event related to those data/results and always provided that copyright symbol appears together as follows below.

© DORNA WSBK ORGANIZATION Srl 2018





Donington Park 4.023 m

2 / 2

## PROSECCO DOC UK Round, Donington Park 25-27 May 2018 World Superbike - Chronological Analysis Superpole 1

4	19.842	24.938	22.846	28.201	1'35.827P	261,6	10:51'43.567
5	3'29.344	25.244	22.783	32.677	4'50.048P	262,3	10:56'33.615
6	19.297	<b>24.421</b>	22.414	23.183	<b>1'29.315</b>	262,9	10:58'02.930
7	19.258	24.523	<b>22.405</b>	25.108	1'31.294	262,9	10:59'34.224
8	19.502	24.443	22.685	24.114	1'30.744	263,6	11:01'04.968

13° 44 G. REA (1'29.376)							
Lap	Seg.1	Seg.2	Seg.3	Seg.4	Lap Time	km/h	Local Time
1		26.855	27.972	27.795		174,3	10:46'51.852
2	21.828	25.507	23.864	23.441	1'34.640	202,1	10:48'26.492
3	<b>19.181</b>	<b>24.551</b>	<b>23.381</b>	<b>23.263</b>	<b>1'29.376</b>	<b>259,7</b>	10:49'55.868
4	19.420	25.341	24.293	26.487	1'35.541C	259,1	10:51'31.409
5	19.361	24.862	24.382	35.459	1'44.064P	259,1	10:53'15.473
6	3'13.030	31.015	24.985	26.244	4'35.274P	241,6	10:57'50.747
7	19.703	25.118	23.393	24.951	1'33.165	246,1	10:59'23.912
8	19.302	24.871	22.856	23.504	1'30.533	259,1	11:00'54.445

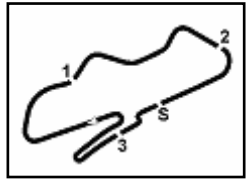
14° 94 N. CANEPA (1'29.530)							
Lap	Seg.1	Seg.2	Seg.3	Seg.4	Lap Time	km/h	Local Time
1		33.242	24.883	24.328		257,9	10:46'57.645
2	19.386	24.547	22.455	23.629	1'30.017	256,0	10:48'27.662
3	19.248	24.500	22.354	23.636	1'29.738	<b>266,2</b>	10:49'57.400
4	21.205	25.099	22.788	28.399	1'37.491P	257,9	10:51'34.891
5	3'21.283	35.022	23.205	37.724	4'57.234P	256,6	10:56'32.125
6	19.374	<b>24.455</b>	22.448	24.697	1'30.974	261,6	10:58'03.099
7	19.246	24.712	<b>22.188</b>	23.944	1'30.090	265,5	10:59'33.189
8	<b>19.216</b>	24.487	22.341	<b>23.486</b>	<b>1'29.530</b>	264,2	11:01'02.719

15° 55 M. LAW							
Lap	Seg.1	Seg.2	Seg.3	Seg.4	Lap Time	km/h	Local Time
1		29.417	25.292	24.786		<b>244,9</b>	10:46'50.070

26/05/2018 P = Pits In/Out - C = Lap Time Cancelled

These data/results cannot be reproduced, stored and/or transmitted in whole or in part by any manner of electronic, mechanical, photocopying, recording, broadcasting or otherwise now known or herein after developed without the previous express consent by the copyright owner, except for reproduction in daily press and regular printed publications on sale to the public within 60 days of the event related to those data/results and always provided that copyright symbol appears together as follows below.

© DORNA WSBK ORGANIZATION Srl 2018



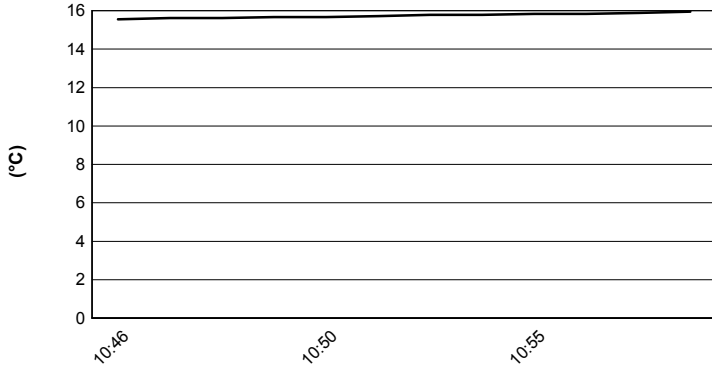
Donington Park 4.023 m

## PROSECCO DOC UK Round, Donington Park 25-27 May 2018

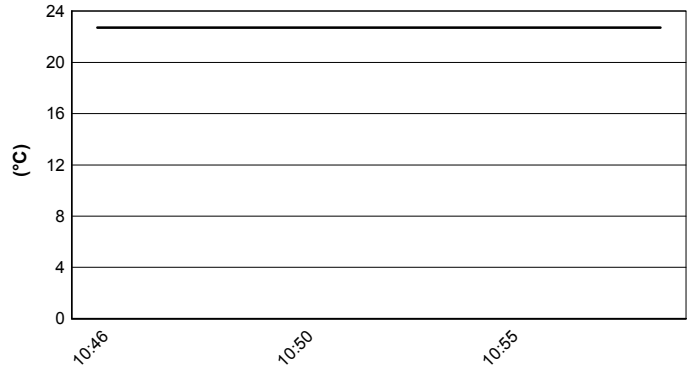
### World Superbike - Weather Report Superpole 1

Session started 10:45 - Session ended 11:02

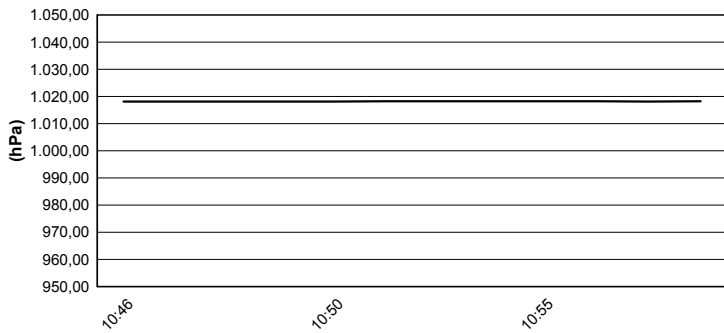
#### Air Temperature



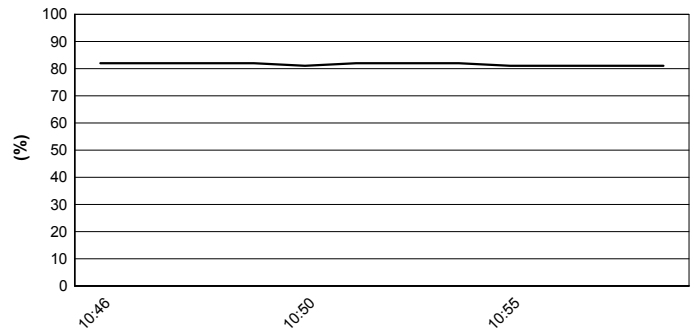
#### Track Temperature



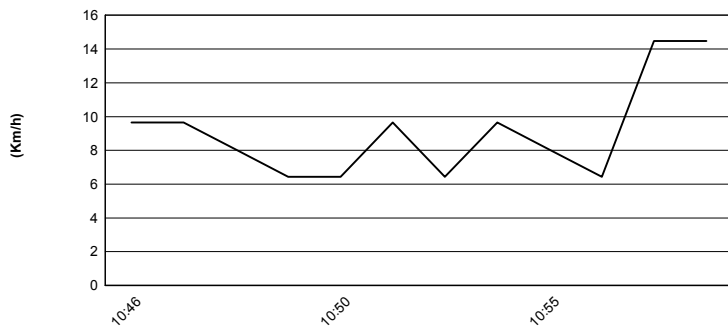
#### Air Pressure



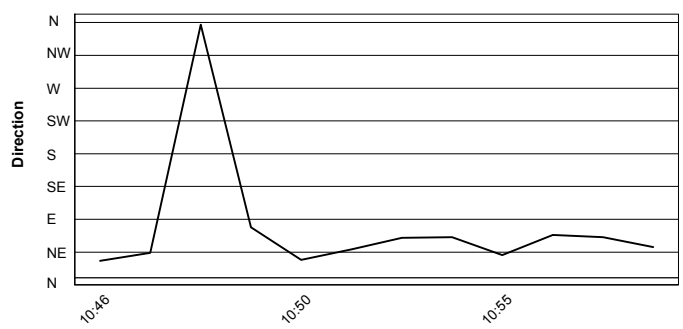
#### Humidity



#### Wind Speed



#### Wind Direction



26/05/2018

These data/results cannot be reproduced, stored and/or transmitted in whole or in part by any manner of electronic, mechanical, photocopying, recording, broadcasting or otherwise now known or herein after developed without the previous express consent by the copyright owner, except for reproduction in daily press and regular printed publications on sale to the public within 60 days of the event related to those data/results and always provided that copyright symbol appears together as follows below.

© DORNA WSBK ORGANIZATION Srl 2018