

Donington Park 4.023 m

**PROSECCO DOC UK Round, Donington Park 25-27 May 2018**  
**World Superbike - Free Practices & Superpole Combined Results**

No.	Rider	Nat	Team	Bike	Class	FPs	LL	Superpole	Gap	Time	Avg
1	<b>66 T. SYKES</b>	GBR	Kawasaki Racing Team WorldSBK	Kawasaki ZX-10RR		1'28.207	43	<b>1'26.663</b>		<b>1'26.663</b>	167,116
2	<b>1 J. REA</b>	GBR	Kawasaki Racing Team WorldSBK	Kawasaki ZX-10RR		1'28.003	34	<b>1'26.956</b>	0.293	<b>1'26.956</b>	166,553
3	<b>76 L. BAZ</b>	FRA	GULF ALTHEA BMW Racing Team	BMW S 1000 RR		1'29.242	52	<b>1'27.348</b>	0.685	<b>1'27.348</b>	165,806
4	<b>32 L. SAVADORI</b>	ITA	Milwaukee Aprilia	Aprilia RSV4 RF		1'28.540	44	<b>1'27.355</b>	0.692	<b>1'27.355</b>	165,792
5	<b>22 A. LOWES</b>	GBR	Pata Yamaha Official WorldSBK Team	Yamaha YZF R1		1'28.567	37	<b>1'27.422</b>	0.759	<b>1'27.422</b>	165,665
6	<b>60 M. VAN DER MARK</b>	NED	Pata Yamaha Official WorldSBK Team	Yamaha YZF R1		1'28.768	36	<b>1'27.472</b>	0.809	<b>1'27.472</b>	165,571
7	<b>50 E. LAVERTY</b>	IRL	Milwaukee Aprilia	Aprilia RSV4 RF		1'28.650	40	<b>1'27.508</b>	0.845	<b>1'27.508</b>	165,503
8	<b>54 T. RAZGATLIOGLU</b>	TUR	Kawasaki Puccetti Racing	Kawasaki ZX-10RR	IND	1'29.347	41	<b>1'27.631</b>	0.968	<b>1'27.631</b>	165,270
9	<b>7 C. DAVIES</b>	GBR	Aruba.it Racing - Ducati	Ducati Panigale R		1'29.719	36	<b>1'27.749</b>	1.086	<b>1'27.749</b>	165,048
10	<b>28 B. RAY</b>	GBR	Buildbase Suzuki	Suzuki GSX-R1000	IND	1'29.257	32	<b>1'27.946</b>	1.283	<b>1'27.946</b>	164,678
11	<b>91 L. HASLAM</b>	GBR	Kawasaki Puccetti Racing	Kawasaki ZX-10RR	IND	1'28.841	40	<b>1'27.967</b>	1.304	<b>1'27.967</b>	164,639
12	<b>33 M. MELANDRI</b>	ITA	Aruba.it Racing - Ducati	Ducati Panigale R		1'29.275	44	<b>1'28.130</b>	1.467	<b>1'28.130</b>	164,335
13	<b>2 L. CAMIER</b>	GBR	Red Bull Honda World Superbike Team	Honda CBR1000RR		1'29.417	33	<b>1'28.108</b>		<b>1'28.108</b>	164,376
14	<b>81 J. TORRES</b>	ESP	MV Agusta Reparto Corse	MV Agusta 1000 F4		1'42.352	32	<b>1'28.230</b>	0.122	<b>1'28.230</b>	164,148
15	<b>21 M. RINALDI</b>	ITA	Aruba.it Racing - Junior Team	Ducati Panigale R	IND	1'31.558	48	<b>1'28.376</b>	0.268	<b>1'28.376</b>	163,877
16	<b>41 L. MOSSEY</b>	GBR	Team Pedercini Racing	Kawasaki ZX-10RR	IND	1'29.279	46	<b>1'28.885</b>	0.777	<b>1'28.885</b>	162,939
17	<b>37 O. JEZEK</b>	CZE	Guandalini Racing	Yamaha YZF R1	IND	1'30.889	19	<b>1'28.958</b>	0.850	<b>1'28.958</b>	162,805
18	<b>36 L. MERCADO</b>	ARG	Orelac Racing VerdNatura	Kawasaki ZX-10RR	IND	1'29.708	50	<b>1'28.969</b>	0.861	<b>1'28.969</b>	162,785
19	<b>99 P. JACOBSEN</b>	USA	TripleM Honda World Superbike Team	Honda CBR1000RR	IND	1'30.087	43	<b>1'29.119</b>	1.011	<b>1'29.119</b>	162,511
20	<b>40 R. RAMOS</b>	ESP	Team GoEleven Kawasaki	Kawasaki ZX-10RR	IND	1'30.460	37	<b>1'29.172</b>	1.064	<b>1'29.172</b>	162,414
21	<b>45 J. GAGNE</b>	USA	Red Bull Honda World Superbike Team	Honda CBR1000RR		1'30.377	45	<b>1'29.173</b>	1.065	<b>1'29.173</b>	162,412
22	<b>12 X. FORES</b>	ESP	Barni Racing Team	Ducati Panigale R	IND	1'30.925	30	<b>1'29.315</b>	1.207	<b>1'29.315</b>	162,154
23	<b>44 G. REA</b>	GBR	OMG Racing UK	Suzuki GSX-R1000	IND	1'30.647	38	<b>1'29.376</b>	1.268	<b>1'29.376</b>	162,044
24	<b>94 N. CANEPA</b>	ITA	Yamaha Motor Europe	Yamaha YZF R1	IND	1'29.616	45	<b>1'29.530</b>	1.422	<b>1'29.530</b>	161,765
25	<b>55 M. LAW</b>	GBR	Team WD40	Kawasaki ZX-10RR	IND	1'30.277	42			<b>1'30.277</b>	160,426

26/05/2018

The results are provisional until the end of the time limit for protests and appeals and the completion of the technical checks.

These data/results cannot be reproduced, stored and/or transmitted in whole or in part by any manner of electronic, mechanical, photocopying, recording, broadcasting or otherwise now known or herein after developed without the previous express consent by the copyright owner, except for reproduction in daily press and regular printed publications on sale to the public within 60 days of the event related to those data/results and always provided that copyright symbol appears together as follows below.

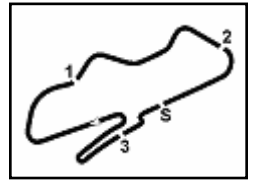
© DORNA WSBK ORGANIZATION Srl 2018

**FIKX PERUGIA TIMING**


Official Tyre Supplier



Official Timekeeper



Donington Park 4.023 m

**PROSECCO DOC UK Round, Donington Park 25-27 May 2018**  
**World Superbike - Starting Grid - Race 1**  
 23 Laps x 4,023 km = 92,529 km



1	66 SYKES T. Kawasaki 1'26.663 SP2	2	1 REA J. Kawasaki 1'26.956 SP2	3	76 BAZ L. BMW 1'27.348 SP2
2	32 SAVADORI L. Aprilia 1'27.355 SP2	5	22 LOWES A. Yamaha 1'27.422 SP2	6	60 VAN DER MARK M. Yamaha 1'27.472 SP2
3	50 LAVERTY E. Aprilia 1'27.508 SP2	8	54 RAZGATLIOGLU T. Kawasaki 1'27.631 SP2	9	7 DAVIES C. Ducati 1'27.749 SP2
4	28 RAY B. Suzuki 1'27.946 SP2	11	91 HASLAM L. Kawasaki 1'27.967 SP2	12	33 MELANDRI M. Ducati 1'28.130 SP2
5	2 CAMIER L. Honda 1'28.108 SP1	14	81 TORRES J. MV Agusta 1'28.230 SP1	15	21 RINALDI M. Ducati 1'28.376 SP1
6	41 MOSSEY L. Kawasaki 1'28.885 SP1	17	37 JEZEK O. Yamaha 1'28.958 SP1	18	36 MERCADO L. Kawasaki 1'28.969 SP1
7	99 JACOBSEN P. Honda 1'29.119 SP1	20	40 RAMOS R. Kawasaki 1'29.172 SP1	21	45 GAGNE J. Honda 1'29.173 SP1
8	12 FORES X. Ducati 1'29.315 SP1	23	44 REA G. Suzuki 1'29.376 SP1	24	94 CANEPA N. Yamaha 1'29.530 SP1
9	55 LAW M. Kawasaki SP1				

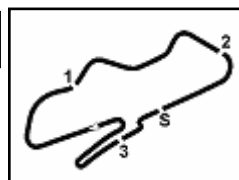
26/05/2018 Jury President .....

..... Race Director

These data/results cannot be reproduced, stored and/or transmitted in whole or in part by any manner of electronic, mechanical, photocopying, recording, broadcasting or otherwise now known or herein after developed without the previous express consent by the copyright owner, except for reproduction in daily press and regular printed publications on sale to the public within 60 days of the event related to those data/results and always provided that copyright symbol appears together as follows below.

© DORNA WSBK ORGANIZATION Srl 2018





## PROSECCO DOC UK Round, Donington Park 25-27 May 2018

### World Superbike - Results Superpole 2

No.	Rider	Nat	Team	Bike	Class	Time	Gap	Rel.	Laps	Speed	
										Avg	Max
1	<b>66 T. SYKES</b>	GBR	Kawasaki Racing Team WorldSBK	Kawasaki ZX-10RR		<b>1'26.663</b>			5	167,116	<b>264,2</b>
2	<b>1 J. REA</b>	GBR	Kawasaki Racing Team WorldSBK	Kawasaki ZX-10RR		<b>1'26.956</b>	0.293	0.293	6	166,553	<b>265,5</b>
3	<b>76 L. BAZ</b>	FRA	GULF ALTHEA BMW Racing Team	BMW S 1000 RR		<b>1'27.348</b>	0.685	0.392	6	165,806	<b>264,9</b>
4	<b>32 L. SAVADORI</b>	ITA	Milwaukee Aprilia	Aprilia RSV4 RF		<b>1'27.355</b>	0.692	0.007	6	165,792	<b>268,2</b>
5	<b>22 A. LOWES</b>	GBR	Pata Yamaha Official WorldSBK Team	Yamaha YZF R1		<b>1'27.422</b>	0.759	0.067	6	165,665	<b>267,5</b>
6	<b>60 M. VAN DER MARK</b>	NED	Pata Yamaha Official WorldSBK Team	Yamaha YZF R1		<b>1'27.472</b>	0.809	0.050	7	165,571	<b>266,8</b>
7	<b>50 E. LAVERTY</b>	IRL	Milwaukee Aprilia	Aprilia RSV4 RF		<b>1'27.508</b>	0.845	0.036	6	165,503	<b>269,5</b>
8	<b>54 T. RAZGATLIOGLU</b>	TUR	Kawasaki Puccetti Racing	Kawasaki ZX-10RR	IND	<b>1'27.631</b>	0.968	0.123	6	165,270	<b>264,9</b>
9	<b>7 C. DAVIES</b>	GBR	Aruba.it Racing - Ducati	Ducati Panigale R		<b>1'27.749</b>	1.086	0.118	6	165,048	<b>266,2</b>
10	<b>28 B. RAY</b>	GBR	Buildbase Suzuki	Suzuki GSX-R1000	IND	<b>1'27.946</b>	1.283	0.197	6	164,678	<b>260,4</b>
11	<b>91 L. HASLAM</b>	GBR	Kawasaki Puccetti Racing	Kawasaki ZX-10RR	IND	<b>1'27.967</b>	1.304	0.021	6	164,639	<b>266,8</b>
12	<b>33 M. MELANDRI</b>	ITA	Aruba.it Racing - Ducati	Ducati Panigale R		<b>1'28.130</b>	1.467	0.163	6	164,335	<b>266,8</b>

AIR	Humidity:	77%	Temp:	16°C
TRACK	Condition:	Dry	Temp:	23°C

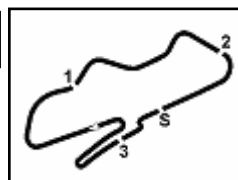
Records	Pole (SP2)	2017 T.Sykes	1'26.641	167,160	Km/h
	Race (RC2)	2016 J.Rea	1'27.605	165,320	Km/h
	Circuit (SP2)	2017 T.Sykes	1'26.641	167,160	Km/h

Start                      End  
26/05/2018            11:10                      11:26

The results are provisional until the end of the time limit for protests and appeals and the completion of the technical checks.

These data/results cannot be reproduced, stored and/or transmitted in whole or in part by any manner of electronic, mechanical, photocopying, recording, broadcasting or otherwise now known or herein after developed without the previous express consent by the copyright owner, except for reproduction in daily press and regular printed publications on sale to the public within 60 days of the event related to those data/results and always provided that copyright symbol appears together as follows below.

© DORNA WSBK ORGANIZATION Srl 2018



## PROSECCO DOC UK Round, Donington Park 25-27 May 2018

### World Superbike - Results Superpole 2

#### Session Highlights

Local Time	No. Rider	Description
11.10.00		Start
11.26.43		End Of Session

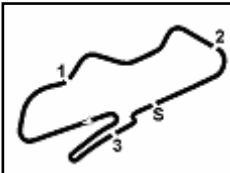
#### Fastest Laps Sequence

No.	Rider	Nat	Team	Bike	Local Time	Time	Gap	Avg
1	J. REA	GBR	Kawasaki Racing Team WorldSBK	Kawasaki ZX-10RR	11:13'00.181	<b>1'27.503</b>		165,512
66	T. SYKES	GBR	Kawasaki Racing Team WorldSBK	Kawasaki ZX-10RR	11:13'37.832	<b>1'27.269</b>	-0.234	165,956
1	J. REA	GBR	Kawasaki Racing Team WorldSBK	Kawasaki ZX-10RR	11:24'23.694	<b>1'26.956</b>	-0.313	166,553
66	T. SYKES	GBR	Kawasaki Racing Team WorldSBK	Kawasaki ZX-10RR	11:24'46.179	<b>1'26.663</b>	-0.293	167,116

26/05/2018      Start      End      The results are provisional until the end of the time limit for protests and appeals and the completion of the technical checks.

These data/results cannot be reproduced, stored and/or transmitted in whole or in part by any manner of electronic, mechanical, photocopying, recording, broadcasting or otherwise now known or herein after developed without the previous express consent by the copyright owner, except for reproduction in daily press and regular printed publications on sale to the public within 60 days of the event related to those data/results and always provided that copyright symbol appears together as follows below.

© DORNA WSBK ORGANIZATION Srl 2018



## PROSECCO DOC UK Round, Donington Park 25-27 May 2018 World Superbike - Best Sectors & Speed Superpole 2

BEST LAP			
1	66 T. SYKES	Kawasaki ZX-10RR	1'26.663
2	1 J. REA	Kawasaki ZX-10RR	1'26.956
3	76 L. BAZ	BMW S 1000 RR	1'27.348
4	32 L. SAVADORI	Aprilia RSV4 RF	1'27.355
5	22 A. LOWES	Yamaha YZF R1	1'27.422
6	60 M. VAN DER MARK	Yamaha YZF R1	1'27.472
7	50 E. LAVERTY	Aprilia RSV4 RF	1'27.508
8	54 T. RAZGATLIOGLU	Kawasaki ZX-10RR	1'27.631
9	7 C. DAVIES	Ducati Panigale R	1'27.749
10	28 B. RAY	Suzuki GSX-R1000	1'27.946
11	91 L. HASLAM	Kawasaki ZX-10RR	1'27.967
12	33 M. MELANDRI	Ducati Panigale R	1'28.130

SPEED			
1	50 E. LAVERTY	Aprilia RSV4 RF	269,5
2	32 L. SAVADORI	Aprilia RSV4 RF	268,2
3	22 A. LOWES	Yamaha YZF R1	267,5
4	60 M. VAN DER MARK	Yamaha YZF R1	266,8
5	33 M. MELANDRI	Ducati Panigale R	266,8
6	91 L. HASLAM	Kawasaki ZX-10RR	266,8
7	7 C. DAVIES	Ducati Panigale R	266,2
8	1 J. REA	Kawasaki ZX-10RR	265,5
9	54 T. RAZGATLIOGLU	Kawasaki ZX-10RR	264,9
10	76 L. BAZ	BMW S 1000 RR	264,9
11	66 T. SYKES	Kawasaki ZX-10RR	264,2
12	28 B. RAY	Suzuki GSX-R1000	260,4

SEG. 1		SEG. 2		SEG. 3		SEG. 4		
1	66 T. SYKES	18.526	1	66 T. SYKES	23.627	1	50 E. LAVERTY	22.661
2	1 J. REA	18.701	2	1 J. REA	23.701	2	66 T. SYKES	22.681
3	76 L. BAZ	18.725	3	76 L. BAZ	23.821	3	22 A. LOWES	22.690
4	60 M. VAN DER MARK	18.790	4	50 E. LAVERTY	23.821	4	66 T. SYKES	22.743
5	50 E. LAVERTY	18.848	5	32 L. SAVADORI	23.836	5	22 A. LOWES	22.773
6	32 L. SAVADORI	18.873	6	91 L. HASLAM	23.848	6	32 L. SAVADORI	22.840
7	7 C. DAVIES	18.880	7	60 M. VAN DER MARK	23.863	7	54 T. RAZGATLIOGLU	22.921
8	54 T. RAZGATLIOGLU	18.882	8	22 A. LOWES	23.881	8	28 B. RAY	22.931
9	91 L. HASLAM	18.963	9	54 T. RAZGATLIOGLU	23.910	9	60 M. VAN DER MARK	22.951
10	22 A. LOWES	18.974	10	33 M. MELANDRI	23.920	10	76 L. BAZ	22.961
11	33 M. MELANDRI	19.008	11	7 C. DAVIES	23.979	11	91 L. HASLAM	23.027
12	28 B. RAY	19.055	12	28 B. RAY	24.098	12	33 M. MELANDRI	23.050

26/05/2018

These data/results cannot be reproduced, stored and/or transmitted in whole or in part by any manner of electronic, mechanical, photocopying, recording, broadcasting or otherwise now known or herein after developed without the previous express consent by the copyright owner, except for reproduction in daily press and regular printed publications on sale to the public within 60 days of the event related to those data/results and always provided that copyright symbol appears together as follows below.

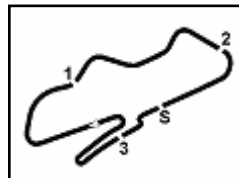
© DORNA WSBK ORGANIZATION Srl 2018

**FICR PERUGIA TIMING**


Official Tyre Supplier



Official Timekeeper



Donington Park 4.023 m

## PROSECCO DOC UK Round, Donington Park 25-27 May 2018

### World Superbike - Ideal Times Superpole 2

No.	Rider	Nat	Bike	Seg. 1	Seg. 2	Seg. 3	Seg. 4	Ideal Time		
				Diff. 1	Diff. 2	Diff. 3	Diff. 4	Best Lap	Pos.	Diff.
1	<b>66 T. SYKES</b>	GBR	Kawasaki ZX-10RR	<b>18.526</b>	<b>23.627</b>	21.767	22.743	<b>1'26.663</b>		
2	<b>1 J. REA</b>	GBR	Kawasaki ZX-10RR	18.701 0.004	23.701	<b>21.720</b>	22.681 0.149	<b>1'26.803</b>	1	
3	<b>50 E. LAVERTY</b>	IRL	Aprilia RSV4 RF	18.848 0.021	23.821 0.055	21.843 0.259	<b>22.661</b>	<b>1'27.173</b>	2	0.153
4	<b>76 L. BAZ</b>	FRA	BMW S 1000 RR	18.725	23.821	21.840	22.961 0.001	<b>1'27.347</b>	7	0.335
5	<b>32 L. SAVADORI</b>	ITA	Aprilia RSV4 RF	18.873	23.836	21.806	22.840	<b>1'27.355</b>	3	0.001
6	<b>22 A. LOWES</b>	GBR	Yamaha YZF R1	18.974	23.881	21.794	22.773	<b>1'27.422</b>	4	
7	<b>60 M. VAN DER MARK</b>	NED	Yamaha YZF R1	18.790	23.863	21.868	22.951	<b>1'27.472</b>	5	
8	<b>54 T. RAZGATLIOGLU</b>	TUR	Kawasaki ZX-10RR	18.882 0.048	23.910	21.870	22.921	<b>1'27.583</b>	6	0.048
9	<b>7 C. DAVIES</b>	GBR	Ducati Panigale R	18.880	23.979	22.132	22.690 0.068	<b>1'27.681</b>	8	0.068
10	<b>91 L. HASLAM</b>	GBR	Kawasaki ZX-10RR	18.963 0.042	23.848	22.000 0.087	23.027	<b>1'27.838</b>	9	0.129
11	<b>28 B. RAY</b>	GBR	Suzuki GSX-R1000	19.055	24.098	21.862	22.931	<b>1'27.946</b>	10	
12	<b>33 M. MELANDRI</b>	ITA	Ducati Panigale R	19.008	23.920	22.115	23.050 0.037	<b>1'28.093</b>	11	0.037
<b>Overall Ideal Time</b>				18.526	23.627	21.720	22.661	<b>1'26.534</b>	12	

26/05/2018

These data/results cannot be reproduced, stored and/or transmitted in whole or in part by any manner of electronic, mechanical, photocopying, recording, broadcasting or otherwise now known or herein after developed without the previous express consent by the copyright owner, except for reproduction in daily press and regular printed publications on sale to the public within 60 days of the event related to those data/results and always provided that copyright symbol appears together as follows below.

© DORNA WSBK ORGANIZATION Srl 2018

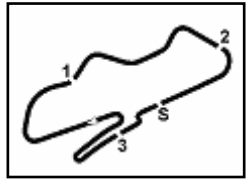
**FIAT PERUGIA TIMING**


Official Tyre Supplier



Official Timekeeper





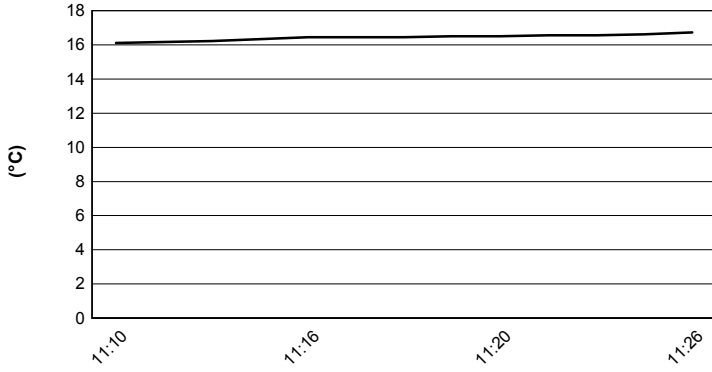
Donington Park 4.023 m

## PROSECCO DOC UK Round, Donington Park 25-27 May 2018

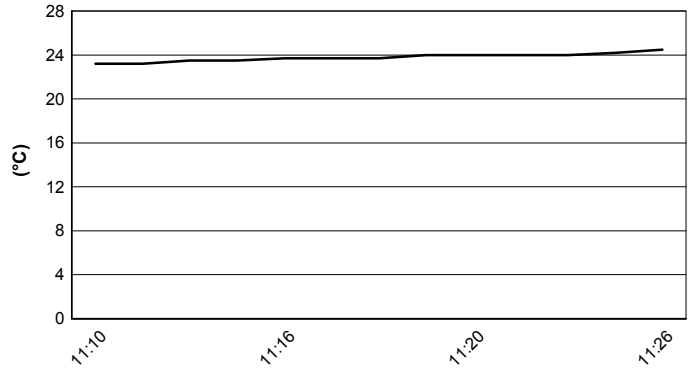
### World Superbike - Weather Report Superpole 2

Session started 11:10 - Session ended 11:26


#### Air Temperature



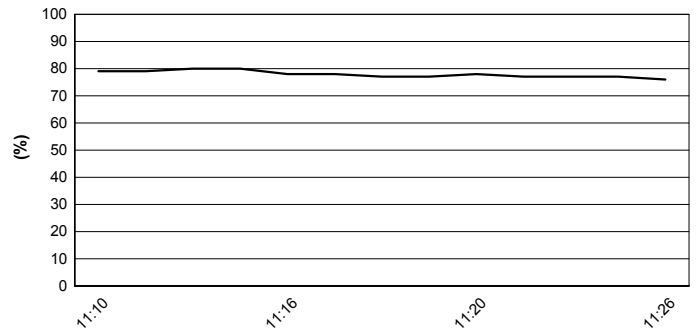
#### Track Temperature



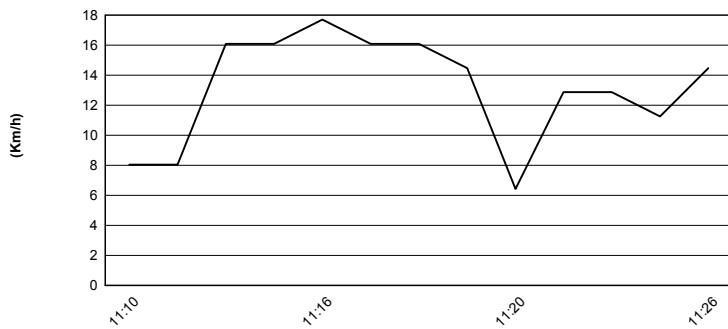
#### Air Pressure



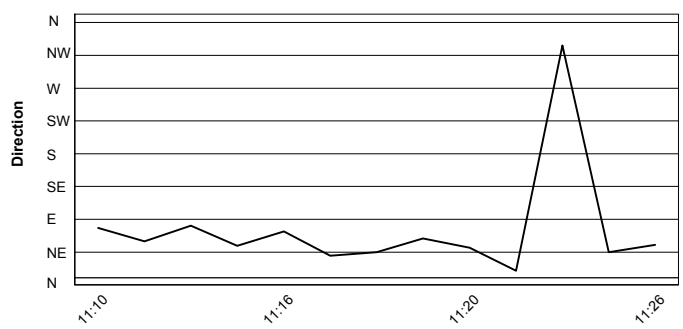
#### Humidity



#### Wind Speed



#### Wind Direction

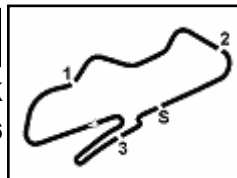


26/05/2018

These data/results cannot be reproduced, stored and/or transmitted in whole or in part by any manner of electronic, mechanical, photocopying, recording, broadcasting or otherwise now known or herein after developed without the previous express consent by the copyright owner, except for reproduction in daily press and regular printed publications on sale to the public within 60 days of the event related to those data/results and always provided that copyright symbol appears together as follows below.

© DORNA WSBK ORGANIZATION Srl 2018





Donington Park 4.023 m

## PROSECCO DOC UK Round, Donington Park 25-27 May 2018

### World Superbike - TISSOT Superpole Award

	Points	Points From First	Points From Previous	February 25 PHILLIP ISLAND	March 25 BURIRAM	April 15 ARAGÓN	April 22 ASSEN	May 13 IMOLA	May 27 DONINGTON PARK	June 10 BRNO	June 24 LAGUNA SECA	July 8 MISANO	September 16 PORTIMÃO	September 30 MAGNY COURS	October 14 VILLICUM	October 27 LOSAIL				
1 REA Jonathan (GBR)	120			10	25	20	20	25	20											
2 SYKES Tom (GBR)	116	4		25	20	16	10	20	25											
3 MELANDRI Marco (ITA)	78	42	38	16	9	25	11	13	4											
4 LOWES Alex (GBR)	76	44	2	13	10	11	25	6	11											
5 FORES Xavi (ESP)	60	60	16	9	11	13	16	11												
6 DAVIES Chaz (GBR)	54	66	6	11	7	5	8	16	7											
7 SAVADORI Lorenzo (ITA)	50	70	4	6	5	6	13	7	13											
8 LAVERTY Eugene (IRL)	47	73	3	20	8			10	9											
9 VAN DER MARK Michael (NED)	47	73	0	8	6	10	9	4	10											
10 TORRES Jordi (ESP)	44	76	3	4	13	9	7	9	2											
11 CAMIER Leon (GBR)	31	89	13	5	16	7			3											
12 BAZ Loris (FRA)	28	92	3	2	1		6	3	16											
13 RAZGATLIOGLU Toprak (TUR)	26	94	2	7	4		5	2	8											
14 RINALDI Michael Ruben (ITA)	21	99	5			8	4	8	1											
15 HASLAM Leon (GBR)	10	110	11					5	5											
16 GAGNE Jake (USA)	8	112	2	3	2	3														
17 MERCADO Leandro (ARG)	7	113	1		3	1	3													
18 RAY Bradley (GBR)	6	114	1						6											
19 LEONOV Vladimir (RUS)	4	116	2			4														
20 RAMOS Román (ESP)	4	116	0	1			2	1												
21 GIUGLIANO Davide (ITA)	2	118	2			2														
22 JACOBSEN PJ (USA)	1	119	1				1													

26/05/2018

These data/results cannot be reproduced, stored and/or transmitted in whole or in part by any manner of electronic, mechanical, photocopying, recording, broadcasting or otherwise now known or herein after developed without the previous express consent by the copyright owner, except for reproduction in daily press and regular printed publications on sale to the public within 60 days of the event related to those data/results and always provided that copyright symbol appears together as follows below.

© DORNA WSBK ORGANIZATION Srl 2018

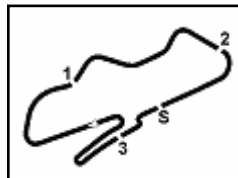
FCR PERUGIA TIMING



Official Tyre Supplier



Official Timekeeper



Donington Park 4.023 m

## PROSECCO DOC UK Round, Donington Park 25-27 May 2018

### World Superbike - Superpole Ranking

	2015	2016	2017	2018
<b>01 Phillip Island Grand Prix Circuit</b>	Rea (Gbr) Kaw 1'31.212 (175,4 Km/h)	Sykes (Gbr) Kaw 1'30.020 (177,8 Km/h)	Rea (Gbr) Kaw 1'29.573 (178,6 Km/h)	Sykes (Gbr) Kaw 1'30.099 (177,6 Km/h)
<b>02 Chang International Circuit</b>	Rea (Gbr) Kaw 1'33.382 (175,6 Km/h)	van der Mark (Ned) Hon 1'33.452 (175,4 Km/h)	Rea (Gbr) Kaw 1'32.957 (176,4 Km/h)	Rea (Gbr) Kaw 1'32.814 (176,6 Km/h)
<b>03 Motorland Aragon</b>	Haslam (Gbr) Apr 1'49.664 (166,7 Km/h)	Sykes (Gbr) Kaw 1'49.374 (167,1 Km/h)	Davies (Gbr) Duc 1'49.319 (167,2 Km/h)	Melandri (Ita) Duc 1'49.543 (166,8 Km/h)
<b>04 TT Circuit Assen</b>	Sykes (Gbr) Kaw 1'34.789 (172,5 Km/h)	Sykes (Gbr) Kaw 1'35.440 (171,3 Km/h)	Rea (Gbr) Kaw 1'33.505 (174,9 Km/h)	Lowes (Gbr) Yam 1'34.066 (173,8 Km/h)
<b>05 Autodromo Internazionale Enzo e Dino</b>	Giugliano (Ita) Duc 1'46.382 (167,0 Km/h)	Davies (Gbr) Duc 1'45.598 (168,3 Km/h)	Davies (Gbr) Duc 1'45.662 (168,2 Km/h)	Rea (Gbr) Kaw 1'45.797 (168,0 Km/h)
<b>06 Donington Park</b>	Sykes (Gbr) Kaw 1'27.071 (166,3 Km/h)	Sykes (Gbr) Kaw 1'26.712 (167,0 Km/h)	Sykes (Gbr) Kaw 1'26.641 (167,2 Km/h)	Sykes (Gbr) Kaw 1'26.663 (167,1 Km/h)
<b>08 Laguna Seca Raceway</b>	Davies (Gbr) Duc 1'22.101 (158,3 Km/h)	Sykes (Gbr) Kaw 1'22.155 (158,2 Km/h)	Sykes (Gbr) Kaw 1'22.476 (157,6 Km/h)	
<b>09 Misano World Circuit "Marco Simoncelli"</b>	Sykes (Gbr) Kaw 1'34.214 (161,5 Km/h)	Sykes (Gbr) Kaw 1'34.037 (161,8 Km/h)	Sykes (Gbr) Kaw 1'33.662 (162,4 Km/h)	
<b>10 Autódromo Internacional do Algarve</b>	Giugliano (Ita) Duc 1'41.764 (162,4 Km/h)		Rea (Gbr) Kaw 1'41.430 (163,0 Km/h)	
<b>11 Magny-Cours</b>	Haslam (Gbr) Apr 1'56.404 (136,4 Km/h)	Rea (Gbr) Kaw 1'52.881 (140,7 Km/h)	Rea (Gbr) Kaw 1'56.555 (136,2 Km/h)	
<b>13 Losail International Circuit</b>	Sykes (Gbr) Kaw 1'56.821 (165,8 Km/h)	Rea (Gbr) Kaw 1'56.356 (166,5 Km/h)	Rea (Gbr) Kaw 1'56.228 (166,6 Km/h)	

### 2018

- 2 J. Rea
- 2 T. Sykes
- 1 M. Melandri
- 1 A. Lowes

### ALL TIMES

- |               |                |                  |                   |
|---------------|----------------|------------------|-------------------|
| 44 T. Sykes   | 6 J. Kocinski  | 2 D. Tardozi     | 1 R. Burnett      |
| 43 T. Corser  | 6 C. Crutchlow | 2 A. Yanagawa    | 1 J. Reynolds     |
| 26 T. Bayliss | 5 D. Giugliano | 2 M. Lucchinelli | 1 S. Hislop       |
| 21 C. Fogarty | 5 M. Biaggi    | 2 B. Bostrom     | 1 M. Mladin       |
| 17 D. Polen   | 5 C. Davies    | 2 B. Monti       | 1 R. Xaus         |
| 16 N. Hodgson | 4 F. Merkel    | 2 M. Campbell    | 1 M. Tamada       |
| 16 J. Rea     | 4 J. Toseland  | 2 Y. Nagai       | 1 L. Lanzi        |
| 15 C. Edwards | 4 S. Guintoli  | 2 M. Neukirchner | 1 M. Fabrizio     |
| 11 B. Spies   | 3 S. Mertens   | 2 L. Baz         | 1 A. Badovini     |
| 10 P. Chili   | 3 R. Phillis   | 2 E. Laverty     | 1 F. Nieto        |
| 10 C. Checa   | 3 S. Martin    | 1 M. Doohan      | 1 T. Hill         |
| 9 R. Roche    | 3 C. Vermeulen | 1 D. Chandler    | 1 A. Lowes        |
| 8 G. Falappa  | 3 Y. Kagayama  | 1 P. Goddard     | 1 J. Hopkins      |
| 8 S. Russell  | 3 L. Haslam    | 1 M. Dowson      | 1 M. van der Mark |
| 8 A. Slight   | 3 J. Smrz      | 1 A. Vieira      | 1 I. Jaitovich    |
| 7 N. Haga     | 3 M. Melandri  | 1 T. Kipp        |                   |
| 7 R. Laconi   | 2 A. Gobert    | 1 S. Crafar      |                   |

26/05/2018

These data/results cannot be reproduced, stored and/or transmitted in whole or in part by any manner of electronic, mechanical, photocopying, recording, broadcasting or otherwise now known or herein after developed without the previous express consent by the copyright owner, except for reproduction in daily press and regular printed publications on sale to the public within 60 days of the event related to those data/results and always provided that copyright symbol appears together as follows below.

© DORNA WSBK ORGANIZATION Srl 2018

FIKR PERUGIA TIMING



Official Tyre Supplier



Official Timekeeper