

PROSECCO DOC UK Round, Donington Park 25-27 May 2018

World Superbike - Results Warm Up

Donington Park 4.023 m

1 / 2

No.	Rider	Nat	Team	Bike	Class	Time	Gap	Rel.	Laps	Speed	
										Avg	Max
1	54 T. RAZGATLIOGLU	TUR	Kawasaki Puccetti Racing	Kawasaki ZX-10RR	IND	1'27.611			9	165,308	266,2
2	1 J. REA	GBR	Kawasaki Racing Team WorldSBK	Kawasaki ZX-10RR		1'27.720	0.109	0.109	10	165,103	267,5
3	66 T. SYKES	GBR	Kawasaki Racing Team WorldSBK	Kawasaki ZX-10RR		1'27.807	0.196	0.087	9	164,939	265,5
4	50 E. LAVERTY	IRL	Milwaukee Aprilia	Aprilia RSV4 RF		1'28.013	0.402	0.206	7	164,553	270,9
5	22 A. LOWES	GBR	Pata Yamaha Official WorldSBK Team	Yamaha YZF R1		1'28.120	0.509	0.107	9	164,353	272,2
6	7 C. DAVIES	GBR	Aruba.it Racing - Ducati	Ducati Panigale R		1'28.228	0.617	0.108	9	164,152	266,8
7	60 M. VAN DER MARK	NED	Pata Yamaha Official WorldSBK Team	Yamaha YZF R1		1'28.240	0.629	0.012	9	164,130	269,5
8	91 L. HASLAM	GBR	Kawasaki Puccetti Racing	Kawasaki ZX-10RR	IND	1'28.434	0.823	0.194	10	163,770	266,2
9	32 L. SAVADORI	ITA	Milwaukee Aprilia	Aprilia RSV4 RF		1'28.553	0.942	0.119	7	163,550	268,2
10	2 L. CAMIER	GBR	Red Bull Honda World Superbike Team	Honda CBR1000RR		1'28.564	0.953	0.011	7	163,529	261,0
11	33 M. MELANDRI	ITA	Aruba.it Racing - Ducati	Ducati Panigale R		1'28.592	0.981	0.028	9	163,478	269,5
12	76 L. BAZ	FRA	GULF ALTHEA BMW Racing Team	BMW S 1000 RR		1'28.781	1.170	0.189	8	163,129	266,8
13	81 J. TORRES	ESP	MV Agusta Reparto Corse	MV Agusta 1000 F4		1'28.872	1.261	0.091	9	162,962	264,2
14	45 J. GAGNE	USA	Red Bull Honda World Superbike Team	Honda CBR1000RR		1'28.943	1.332	0.071	9	162,832	263,6
15	21 M. RINALDI	ITA	Aruba.it Racing - Junior Team	Ducati Panigale R	IND	1'28.996	1.385	0.053	9	162,735	263,6
16	12 X. FORES	ESP	Barni Racing Team	Ducati Panigale R	IND	1'29.056	1.445	0.060	9	162,626	263,6
17	36 L. MERCADO	ARG	Orelac Racing VerdNatura	Kawasaki ZX-10RR	IND	1'29.198	1.587	0.142	9	162,367	264,2
18	28 B. RAY	GBR	Buildbase Suzuki	Suzuki GSX-R1000	IND	1'29.276	1.665	0.078	8	162,225	261,6
19	99 P. JACOBSEN	USA	TripleM Honda World Superbike Team	Honda CBR1000RR	IND	1'29.392	1.781	0.116	9	162,014	268,2
20	37 O. JEZEK	CZE	Guandalini Racing	Yamaha YZF R1	IND	1'29.511	1.900	0.119	9	161,799	257,9
21	94 N. CANEPA	ITA	Yamaha Motor Europe	Yamaha YZF R1	IND	1'29.648	2.037	0.137	9	161,552	266,2
22	40 R. RAMOS	ESP	Team GoEleven Kawasaki	Kawasaki ZX-10RR	IND	1'29.732	2.121	0.084	4	161,401	264,2
23	41 L. MOSSEY	GBR	Team Pedercini Racing	Kawasaki ZX-10RR	IND	1'29.749	2.138	0.017	9	161,370	262,3
24	44 G. REA	GBR	OMG Racing UK	Suzuki GSX-R1000	IND	1'29.817	2.206	0.068	9	161,248	262,9
25	55 M. LAW	GBR	Team WD40	Kawasaki ZX-10RR	IND	1'30.906	3.295	1.089	8	159,316	261,6

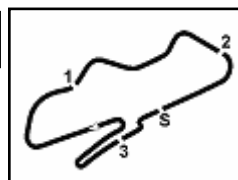
AIR	Humidity:	74%	Temp:	18°C
TRACK	Condition:	Dry	Temp:	25°C

Records	Pole (SP2)	2017 T.Sykes	1'26.641	167,160	Km/h
	Race (RC2)	2016 J.Rea	1'27.605	165,320	Km/h
	Circuit (SP2)	2017 T.Sykes	1'26.641	167,160	Km/h

Start 27/05/2018 09:45 End 10:02 The results are provisional until the end of the time limit for protests and appeals and the completion of the technical checks.

These data/results cannot be reproduced, stored and/or transmitted in whole or in part by any manner of electronic, mechanical, photocopying, recording, broadcasting or otherwise now known or herein after developed without the previous express consent by the copyright owner, except for reproduction in daily press and regular printed publications on sale to the public within 60 days of the event related to those data/results and always provided that copyright symbol appears together as follows below.

© DORNA WSBK ORGANIZATION Srl 2018



PROSECCO DOC UK Round, Donington Park 25-27 May 2018

World Superbike - Results Warm Up

Session Highlights

Local Time	No. Rider	Description
09.45.00		Start
09.45.26		WorldSBK Pit Intervention Time: 48secs
09.46.54	45 J. GAGNE	On the Gravel - Re-Joined - Turn 9
09.49.21	22 A. LOWES	Current Lap Cancelled - Exceeded Track Limits - Turn 10
09.51.28	54 T. RAZGATLIOGLU	On the Gravel - Re-Joined - Turn 12
09.52.25	40 R. RAMOS	Stop - Technical Problem
09.53.16	54 T. RAZGATLIOGLU	On the Gravel - Re-Joined - Turn 1
09.56.09	94 N. CANEPA	On the Gravel - Re-Joined - Turn 12
09.58.00	33 M. MELANDRI	Current Lap Cancelled - Exceeded Track Limits - Turn 10
09.58.38	7 C. DAVIES	Current Lap Cancelled - Exceeded Track Limits - Turn 10
10.02.07		End Of Session

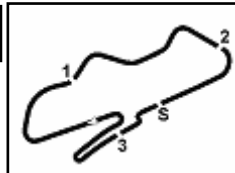
Fastest Laps Sequence

No.	Rider	Nat	Team	Bike	Local Time	Time	Gap	Avg
1	J. REA	GBR	Kawasaki Racing Team WorldSBK	Kawasaki ZX-10RR	09:48'01.068	1'28.393		163,846
50	E. LAVERTY	IRL	Milwaukee Aprilia	Aprilia RSV4 RF	09:48'01.286	1'28.273	-0.120	164,068
22	A. LOWES	GBR	Pata Yamaha Official WorldSBK Team	Yamaha YZF R1	09:48'03.190	1'28.120	-0.153	164,353
1	J. REA	GBR	Kawasaki Racing Team WorldSBK	Kawasaki ZX-10RR	09:49'28.788	1'27.720	-0.400	165,103
54	T. RAZGATLIOGLU	TUR	Kawasaki Puccetti Racing	Kawasaki ZX-10RR	09:57'46.488	1'27.692	-0.028	165,155
54	T. RAZGATLIOGLU	TUR	Kawasaki Puccetti Racing	Kawasaki ZX-10RR	09:59'14.099	1'27.611	-0.081	165,308

Start 09:45 End 10:02 The results are provisional until the end of the time limit for protests and appeals and the completion of the technical checks.

These data/results cannot be reproduced, stored and/or transmitted in whole or in part by any manner of electronic, mechanical, photocopying, recording, broadcasting or otherwise now known or herein after developed without the previous express consent by the copyright owner, except for reproduction in daily press and regular printed publications on sale to the public within 60 days of the event related to those data/results and always provided that copyright symbol appears together as follows below.

© DORNA WSBK ORGANIZATION Srl 2018



PROSECCO DOC UK Round, Donington Park 25-27 May 2018

World Superbike - Best Sectors & Speed Warm Up

BEST LAP		
1	54 T. RAZGATLIOGLU	Kawasaki ZX-10RR 1'27.611
2	1 J. REA	Kawasaki ZX-10RR 1'27.720
3	66 T. SYKES	Kawasaki ZX-10RR 1'27.807
4	50 E. LAVERTY	Aprilia RSV4 RF 1'28.013
5	22 A. LOWES	Yamaha YZF R1 1'28.120
6	7 C. DAVIES	Ducati Panigale R 1'28.228
7	60 M. VAN DER MARK	Yamaha YZF R1 1'28.240
8	91 L. HASLAM	Kawasaki ZX-10RR 1'28.434
9	32 L. SAVADORI	Aprilia RSV4 RF 1'28.553
10	2 L. CAMIER	Honda CBR1000RR 1'28.564
11	33 M. MELANDRI	Ducati Panigale R 1'28.592
12	76 L. BAZ	BMW S 1000 RR 1'28.781
13	81 J. TORRES	MV Agusta 1000 F4 1'28.872
14	45 J. GAGNE	Honda CBR1000RR 1'28.943
15	21 M. RINALDI	Ducati Panigale R 1'28.996
16	12 X. FORES	Ducati Panigale R 1'29.056
17	36 L. MERCADO	Kawasaki ZX-10RR 1'29.198
18	28 B. RAY	Suzuki GSX-R1000 1'29.276
19	99 P. JACOBSEN	Honda CBR1000RR 1'29.392
20	37 O. JEZEK	Yamaha YZF R1 1'29.511
21	94 N. CANEPA	Yamaha YZF R1 1'29.648
22	40 R. RAMOS	Kawasaki ZX-10RR 1'29.732
23	41 L. MOSSEY	Kawasaki ZX-10RR 1'29.749
24	44 G. REA	Suzuki GSX-R1000 1'29.817
25	55 M. LAW	Kawasaki ZX-10RR 1'30.906

SPEED		
1	22 A. LOWES	Yamaha YZF R1 272.2
2	50 E. LAVERTY	Aprilia RSV4 RF 270.9
3	60 M. VAN DER MARK	Yamaha YZF R1 269.5
4	33 M. MELANDRI	Ducati Panigale R 269.5
5	99 P. JACOBSEN	Honda CBR1000RR 268.2
6	32 L. SAVADORI	Aprilia RSV4 RF 268.2
7	1 J. REA	Kawasaki ZX-10RR 267.5
8	7 C. DAVIES	Ducati Panigale R 266.8
9	76 L. BAZ	BMW S 1000 RR 266.8
10	54 T. RAZGATLIOGLU	Kawasaki ZX-10RR 266.2
11	91 L. HASLAM	Kawasaki ZX-10RR 266.2
12	94 N. CANEPA	Yamaha YZF R1 266.2
13	66 T. SYKES	Kawasaki ZX-10RR 265.5
14	40 R. RAMOS	Kawasaki ZX-10RR 264.2
15	81 J. TORRES	MV Agusta 1000 F4 264.2
16	36 L. MERCADO	Kawasaki ZX-10RR 264.2
17	45 J. GAGNE	Honda CBR1000RR 263.6
18	21 M. RINALDI	Ducati Panigale R 263.6
19	12 X. FORES	Ducati Panigale R 263.6
20	44 G. REA	Suzuki GSX-R1000 262.9
21	41 L. MOSSEY	Kawasaki ZX-10RR 262.3
22	28 B. RAY	Suzuki GSX-R1000 261.6
23	55 M. LAW	Kawasaki ZX-10RR 261.6
24	2 L. CAMIER	Honda CBR1000RR 261.0
25	37 O. JEZEK	Yamaha YZF R1 257.9

SEG. 1	
1	54 T. RAZGATLIOGLU 18.796
2	1 J. REA 18.838
3	60 M. VAN DER MARK 18.873
4	66 T. SYKES 18.875
5	22 A. LOWES 18.898
6	50 E. LAVERTY 18.908
7	7 C. DAVIES 18.963
8	2 L. CAMIER 18.966
9	91 L. HASLAM 19.007
10	21 M. RINALDI 19.007
11	32 L. SAVADORI 19.040
12	45 J. GAGNE 19.048
13	81 J. TORRES 19.075
14	76 L. BAZ 19.086
15	36 L. MERCADO 19.088
16	12 X. FORES 19.113
17	41 L. MOSSEY 19.126
18	37 O. JEZEK 19.147
19	33 M. MELANDRI 19.172
20	28 B. RAY 19.214
21	99 P. JACOBSEN 19.216
22	44 G. REA 19.234
23	94 N. CANEPA 19.246
24	40 R. RAMOS 19.315
25	55 M. LAW 19.406

SEG. 2	
1	22 A. LOWES 23.942
2	54 T. RAZGATLIOGLU 23.950
3	91 L. HASLAM 23.984
4	50 E. LAVERTY 23.988
5	1 J. REA 24.036
6	66 T. SYKES 24.051
7	33 M. MELANDRI 24.092
8	2 L. CAMIER 24.123
9	45 J. GAGNE 24.135
10	7 C. DAVIES 24.146
11	32 L. SAVADORI 24.147
12	60 M. VAN DER MARK 24.171
13	21 M. RINALDI 24.307
14	76 L. BAZ 24.329
15	81 J. TORRES 24.338
16	40 R. RAMOS 24.357
17	36 L. MERCADO 24.391
18	12 X. FORES 24.398
19	28 B. RAY 24.478
20	37 O. JEZEK 24.510
21	55 M. LAW 24.535
22	41 L. MOSSEY 24.554
23	99 P. JACOBSEN 24.571
24	94 N. CANEPA 24.580
25	44 G. REA 24.581

SEG. 3	
1	54 T. RAZGATLIOGLU 21.871
2	1 J. REA 21.894
3	22 A. LOWES 21.909
4	50 E. LAVERTY 21.923
5	32 L. SAVADORI 21.959
6	66 T. SYKES 21.965
7	60 M. VAN DER MARK 21.984
8	45 J. GAGNE 22.080
9	91 L. HASLAM 22.112
10	7 C. DAVIES 22.116
11	2 L. CAMIER 22.125
12	99 P. JACOBSEN 22.125
13	76 L. BAZ 22.195
14	81 J. TORRES 22.202
15	21 M. RINALDI 22.230
16	37 O. JEZEK 22.230
17	33 M. MELANDRI 22.232
18	28 B. RAY 22.240
19	40 R. RAMOS 22.245
20	36 L. MERCADO 22.257
21	41 L. MOSSEY 22.315
22	94 N. CANEPA 22.352
23	12 X. FORES 22.374
24	44 G. REA 22.375
25	55 M. LAW 22.700

SEG. 4	
1	66 T. SYKES 22.804
2	1 J. REA 22.815
3	7 C. DAVIES 22.914
4	22 A. LOWES 22.955
5	54 T. RAZGATLIOGLU 22.988
6	60 M. VAN DER MARK 23.031
7	50 E. LAVERTY 23.036
8	32 L. SAVADORI 23.047
9	33 M. MELANDRI 23.084
10	76 L. BAZ 23.085
11	12 X. FORES 23.098
12	91 L. HASLAM 23.101
13	36 L. MERCADO 23.180
14	81 J. TORRES 23.190
15	21 M. RINALDI 23.205
16	2 L. CAMIER 23.243
17	28 B. RAY 23.278
18	37 O. JEZEK 23.305
19	40 R. RAMOS 23.343
20	41 L. MOSSEY 23.348
21	99 P. JACOBSEN 23.383
22	44 G. REA 23.384
23	94 N. CANEPA 23.418
24	45 J. GAGNE 23.419
25	55 M. LAW 23.751

27/05/2018

These data/results cannot be reproduced, stored and/or transmitted in whole or in part by any manner of electronic, mechanical, photocopying, recording, broadcasting or otherwise now known or herein after developed without the previous express consent by the copyright owner, except for reproduction in daily press and regular printed publications on sale to the public within 60 days of the event related to those data/results and always provided that copyright symbol appears together as follows below.

© DORNA WSBK ORGANIZATION Srl 2018

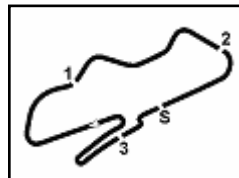
FICR PERUGIA TIMING



Official Tyre Supplier



Official Timekeeper



Donington Park 4.023 m

PROSECCO DOC UK Round, Donington Park 25-27 May 2018

World Superbike - Ideal Times Warm Up

No.	Rider	Nat	Bike	Seg. 1	Seg. 2	Seg. 3	Seg. 4	Ideal Time			
				Diff. 1	Diff. 2	Diff. 3	Diff. 4	Best Lap	Pos.	Diff.	
1	1 J. REA	GBR	Kawasaki ZX-10RR	18.838	24.036 0.090	21.894	22.815 0.047	1'27.583	1'27.720	2	0.137
2	54 T. RAZGATLIOGLU	TUR	Kawasaki ZX-10RR	18.796	23.950	21.871	22.988	1'27.605	1'27.611	1	0.006
3	66 T. SYKES	GBR	Kawasaki ZX-10RR	18.875	24.051	21.965 0.045	22.804 0.067	1'27.695	1'27.807	3	0.112
4	22 A. LOWES	GBR	Yamaha YZF R1	18.898 0.222	23.942 0.116	21.909 0.078	22.955	1'27.704	1'28.120	5	0.416
5	50 E. LAVERTY	IRL	Aprilia RSV4 RF	18.908	23.988 0.110	21.923 0.048	23.036	1'27.855	1'28.013	4	0.158
6	60 M. VAN DER MARK	NED	Yamaha YZF R1	18.873 0.011	24.171 0.028	21.984 0.129	23.031 0.013	1'28.059	1'28.240	7	0.181
7	7 C. DAVIES	GBR	Ducati Panigale R	18.963	24.146	22.116	22.914 0.089	1'28.139	1'28.228	6	0.089
8	32 L. SAVADORI	ITA	Aprilia RSV4 RF	19.040 0.141	24.147 0.137	21.959	23.047 0.082	1'28.193	1'28.553	9	0.360
9	91 L. HASLAM	GBR	Kawasaki ZX-10RR	19.007 0.047	23.984 0.144	22.112	23.101 0.039	1'28.204	1'28.434	8	0.230
10	2 L. CAMIER	GBR	Honda CBR1000RR	18.966 0.045	24.123	22.125	23.243 0.062	1'28.457	1'28.564	10	0.107
11	33 M. MELANDRI	ITA	Ducati Panigale R	19.172 0.012	24.092	22.232	23.084	1'28.580	1'28.592	11	0.012
12	45 J. GAGNE	USA	Honda CBR1000RR	19.048	24.135 0.073	22.080 0.100	23.419 0.088	1'28.682	1'28.943	14	0.261
13	76 L. BAZ	FRA	BMW S 1000 RR	19.086 0.086	24.329	22.195	23.085	1'28.695	1'28.781	12	0.086
14	21 M. RINALDI	ITA	Ducati Panigale R	19.007 0.091	24.307 0.026	22.230	23.205 0.130	1'28.749	1'28.996	15	0.247
15	81 J. TORRES	ESP	MV Agusta 1000 F4	19.075 0.027	24.338 0.003	22.202 0.010	23.190 0.027	1'28.805	1'28.872	13	0.067
16	36 L. MERCADO	ARG	Kawasaki ZX-10RR	19.088	24.391 0.191	22.257 0.030	23.180 0.061	1'28.916	1'29.198	17	0.282
17	12 X. FORES	ESP	Ducati Panigale R	19.113	24.398 0.073	22.374	23.098	1'28.983	1'29.056	16	0.073
18	37 O. JEZEK	CZE	Yamaha YZF R1	19.147 0.091	24.510 0.095	22.230 0.133	23.305	1'29.192	1'29.511	20	0.319
19	28 B. RAY	GBR	Suzuki GSX-R1000	19.214 0.066	24.478	22.240	23.278	1'29.210	1'29.276	18	0.066
20	40 R. RAMOS	ESP	Kawasaki ZX-10RR	19.315 0.033	24.357	22.245 0.361	23.343 0.078	1'29.260	1'29.732	22	0.472
21	99 P. JACOBSEN	USA	Honda CBR1000RR	19.216 0.004	24.571	22.125 0.039	23.383 0.054	1'29.295	1'29.392	19	0.097
22	41 L. MOSSEY	GBR	Kawasaki ZX-10RR	19.126 0.255	24.554	22.315 0.151	23.348	1'29.343	1'29.749	23	0.406
23	44 G. REA	GBR	Suzuki GSX-R1000	19.234 0.094	24.581	22.375 0.071	23.384 0.078	1'29.574	1'29.817	24	0.243
24	94 N. CANEPA	ITA	Yamaha YZF R1	19.246	24.580 0.052	22.352	23.418	1'29.596	1'29.648	21	0.052
25	55 M. LAW	GBR	Kawasaki ZX-10RR	19.406 0.256	24.535 0.221	22.700 0.037	23.751	1'30.392	1'30.906	25	0.514
Overall Ideal Time				18.796	23.942	21.871	22.804	1'27.413			

27/05/2018

These data/results cannot be reproduced, stored and/or transmitted in whole or in part by any manner of electronic, mechanical, photocopying, recording, broadcasting or otherwise now known or herein after developed without the previous express consent by the copyright owner, except for reproduction in daily press and regular printed publications on sale to the public within 60 days of the event related to those data/results and always provided that copyright symbol appears together as follows below.

© DORNA WSBK ORGANIZATION Srl 2018

PIRELLI PERUGIA TIMING



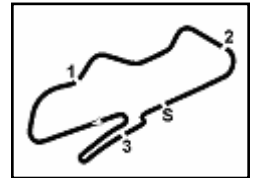
Official Tyre Supplier



Official Timekeeper



9.4
WorldSBK
102/06



PROSECCO DOC UK Round, Donington Park 25-27 May 2018
World Superbike - Chronological Analysis Warm Up

Donington Park 4.023 m

1 / 3

1° 54 T. RAZGATLIOGLU (1'27.611)								6° 7 C. DAVIES (1'28.228)							
Lap	Seg.1	Seg.2	Seg.3	Seg.4	Lap Time	km/h	Local Time	Lap	Seg.1	Seg.2	Seg.3	Seg.4	Lap Time	km/h	Local Time
1		26.100	22.858	23.463		264,2	9:46'37.904	1		25.953	22.738	23.813		257,9	9:46'54.316
2	19.875	24.480	22.200	23.183	1'29.738	262,3	9:48'07.642	2	19.043	24.257	22.138	22.955	1'28.393	261,0	9:48'22.709
3	19.072	24.356	22.230	23.272	1'28.930	262,3	9:49'36.572	3	19.099	24.202	22.289	22.914	1'28.504	264,2	9:49'51.213
4	18.977	24.550	22.090	37.212	1'42.829	266,2	9:51'19.401	4	19.131	24.539	22.863	28.938	1'35.471	264,2	9:51'26.684
5	21.962	24.963	22.331	23.390	1'32.646	264,2	9:52'52.407	5	18.970	24.179	22.141	22.974	1'28.264	266,8	9:52'54.948
6	43.992	27.172	23.060	24.451	1'58.675	249,5	9:54'50.722	6	18.963	24.146	22.116	23.003	1'28.228	266,2	9:54'23.176
7	18.894	23.984	22.024	23.172	1'28.074	265,5	9:56'18.796	7	19.031	24.226	22.316	23.104	1'28.677	266,8	9:55'51.853
8	18.796	24.004	21.891	23.001	1'27.692	266,2	9:57'46.488	8	19.151	24.220	22.200	23.031	1'28.602	264,9	9:57'20.455
9	18.802	23.950	21.871	22.988	1'27.611	265,5	9:59'14.099	9	20.277	26.225	27.929	24.017	1'38.448C	167,0	9:58'58.903
10	18.973	23.976	21.893	23.214	1'28.056	262,3	10:00'42.155	10	19.028	24.237	22.175	23.054	1'28.494	266,2	10:00'27.397

2° 1 J. REA (1'27.720)								7° 60 M. VAN DER MARK (1'28.240)							
Lap	Seg.1	Seg.2	Seg.3	Seg.4	Lap Time	km/h	Local Time	Lap	Seg.1	Seg.2	Seg.3	Seg.4	Lap Time	km/h	Local Time
1		25.037	22.551	23.825		262,9	9:46'32.675	1		26.319	22.427	26.842		265,5	9:46'45.600
2	18.957	24.387	22.030	23.019	1'28.393	266,8	9:48'01.068	2	18.972	24.171	22.004	23.165	1'28.312	266,8	9:48'13.912
3	18.838	24.126	21.894	22.862	1'27.720	266,2	9:49'28.788	3	18.932	24.213	22.070	23.154	1'28.369	266,2	9:49'42.281
4	19.056	24.036	21.986	23.016	1'28.094	266,2	9:50'56.882	4	18.873	24.311	21.984	23.293	1'28.461	269,5	9:51'10.742
5	18.928	24.202	21.940	22.892	1'27.962	266,2	9:52'24.844	5	19.038	24.606	22.061	23.273	1'28.978	265,5	9:52'39.720
6	18.901	24.085	21.906	22.964	1'27.856	266,2	9:53'52.700	6	18.927	24.341	22.095	23.159	1'28.522	267,5	9:54'08.242
7	18.971	24.200	21.922	22.880	1'27.973	267,5	9:55'20.673	7	18.884	24.199	22.113	23.044	1'28.240	268,2	9:55'36.482
8	18.848	24.164	22.057	23.222	1'28.291	265,5	9:56'48.964	8	19.003	24.218	22.131	23.031	1'28.383	266,2	9:57'04.865
9	18.965	24.188	22.297	23.178	1'28.628	266,2	9:58'17.592	9	19.046	24.195	22.085	23.159	1'28.485	266,8	9:58'33.350
10	18.940	24.089	21.920	22.815	1'27.764	264,9	9:59'45.356	10	19.126	24.332	21.998	23.114	1'28.570	268,8	10:00'01.920
11	18.992	24.228	22.054	23.161	1'28.435	264,9	10:01'13.791								

3° 66 T. SYKES (1'27.807)								8° 91 L. HASLAM (1'28.434)							
Lap	Seg.1	Seg.2	Seg.3	Seg.4	Lap Time	km/h	Local Time	Lap	Seg.1	Seg.2	Seg.3	Seg.4	Lap Time	km/h	Local Time
1		27.069	23.733	24.015		243,8	9:47'28.430	1		25.152	22.439	23.805		259,7	9:46'33.238
2	19.215	24.827	22.433	23.257	1'29.732	262,3	9:48'58.162	2	19.054	24.128	22.112	23.140	1'28.434	266,2	9:48'01.672
3	19.002	24.067	22.033	22.896	1'27.998	262,9	9:50'26.160	3	19.007	23.984	22.938	23.395	1'29.324	265,5	9:49'30.996
4	19.026	24.103	21.991	22.804	1'27.924	264,2	9:51'54.084	4	19.151	24.125	22.318	23.161	1'28.755	261,0	9:50'59.751
5	19.008	24.112	22.109	22.863	1'28.092	263,6	9:53'22.176	5	19.141	24.134	22.286	23.110	1'28.671	261,6	9:52'28.422
6	18.898	24.073	21.965	22.910	1'27.846	263,6	9:54'50.022	6	19.282	24.195	22.286	23.142	1'28.905	261,0	9:53'57.327
7	19.030	24.086	22.028	22.927	1'28.071	264,2	9:56'18.093	7	19.132	24.107	22.326	23.105	1'28.670	262,9	9:55'25.997
8	18.875	24.051	22.010	22.871	1'27.807	265,5	9:57'45.900	8	19.103	24.214	22.232	23.133	1'28.682	261,0	9:56'54.679
9	18.936	24.111	21.975	22.850	1'27.872	264,2	9:59'13.772	9	19.333	24.120	22.245	23.284	1'28.982	262,3	9:58'23.661
10	20.208	26.190	22.644	23.972	1'33.014	258,5	10:00'46.786	10	19.241	24.110	22.179	23.101	1'28.631	261,6	9:59'52.292
								11	19.285	25.991	22.979	23.453	1'31.708	255,4	10:01'24.000

4° 50 E. LAVERTY (1'28.013)								9° 32 L. SAVADORI (1'28.553)							
Lap	Seg.1	Seg.2	Seg.3	Seg.4	Lap Time	km/h	Local Time	Lap	Seg.1	Seg.2	Seg.3	Seg.4	Lap Time	km/h	Local Time
1		25.210	22.449	23.849		262,3	9:46'33.013	1		33.423	27.423	30.765		181,9	9:47'06.909
2	18.975	24.204	22.037	23.057	1'28.273	270,9	9:48'01.286	2	3'07.064	25.024	22.587	23.772	4'18.447P	262,9	9:51'25.356
3	18.908	24.098	21.971	23.036	1'28.013	269,5	9:49'29.299	3	19.134	24.430	25.573	24.594	1'33.731	261,6	9:52'59.087
4	19.043	23.988	21.931	23.086	1'28.048	268,8	9:50'57.347	4	19.356	24.431	22.138	23.047	1'28.972	262,9	9:54'28.059
5	18.957	24.111	21.923	23.165	1'28.156	267,5	9:52'25.503	5	19.202	24.147	22.007	23.204	1'28.560	263,6	9:55'56.619
6	19.156	24.628	22.428	28.007	1'34.219P	263,6	9:53'59.722	6	19.040	24.307	22.236	23.465	1'29.048	266,2	9:57'25.667
7	2'27.325	26.369	22.645	29.362	3'45.701P	257,3	9:57'45.423	7	19.181	24.284	21.959	23.129	1'28.553	268,2	9:58'54.220
8	2'32.000	25.443	25.824	26.997	3'50.264P	262,3	10:01'35.687	8	19.088	24.302	22.058	23.120	1'28.568	262,3	10:00'22.788

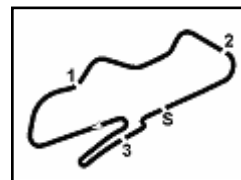
5° 22 A. LOWES (1'28.120)								10° 2 L. CAMIER (1'28.564)							
Lap	Seg.1	Seg.2	Seg.3	Seg.4	Lap Time	km/h	Local Time	Lap	Seg.1	Seg.2	Seg.3	Seg.4	Lap Time	km/h	Local Time
1		25.440	22.388	24.041		268,8	9:46'35.070	1		25.229	23.802	26.060		257,9	9:47'17.633
2	19.120	24.058	21.987	22.955	1'28.120	268,8	9:48'03.190	2	19.100	24.416	22.205	23.653	1'29.374	260,4	9:48'47.007
3	19.182	24.179	28.179	32.125	1'43.665C	268,2	9:49'46.855	3	19.011	24.123	22.125	23.305	1'28.564	261,0	9:50'15.571
4	19.213	24.127	22.282	23.189	1'28.811	272,2	9:51'15.666	4	18.966	24.244	22.127	23.243	1'28.580	260,4	9:51'44.151
5	19.160	24.050	21.951	23.176	1'28.337	265,5	9:52'44.003	5	18.970	24.575	22.231	23.258	1'29.034	258,5	9:53'13.185
6	18.976	24.037	21.909	23.355	1'28.277	269,5	9:54'12.280	6	20.503	26.386	22.396	27.812	1'37.097P	260,4	9:54'50.282
7	19.341	24.515	22.187	23.134	1'29.177	266,8	9:55'41.457	7	3'03.691	24.886	22.538	23.480	4'14.595P	258,5	9:59'04.877
8	18.898	23.942	22.038	23.365	1'28.243	266,2	9:57'09.700	8	19.102	24.260	22.158	23.396	1'28.916	261,0	10:00'33.793
9	19.015	24.091	22.101	23.177	1'28.384	267,5	9:58'38.084								
10	19.157	24.826	22.059	23.861	1'29.903	268,2	10:00'07.987								

27/05/2018 P = Pits In/Out - C = Lap Time Cancelled

These data/results cannot be reproduced, stored and/or transmitted in whole or in part by any manner of electronic, mechanical, photocopying, recording, broadcasting or otherwise now known or herein after developed without the previous express consent by the copyright owner, except for reproduction in daily press and regular printed publications on sale to the public within 60 days of the event related to those data/results and always provided that copyright symbol appears together as follows below.

© DORNA WSBK ORGANIZATION Srl 2018





Donington Park 4.023 m

PROSECCO DOC UK Round, Donington Park 25-27 May 2018
World Superbike - Chronological Analysis Warm Up

2 / 3

11° 33 M. MELANDRI (1'28.592)								16° 12 X. FORES (1'29.056)							
Lap	Seg.1	Seg.2	Seg.3	Seg.4	Lap Time	km/h	Local Time	Lap	Seg.1	Seg.2	Seg.3	Seg.4	Lap Time	km/h	Local Time
1		26.351	23.142	23.830		245,5	9:46'37.706	1		27.425	23.361	23.506		259,1	9:46'35.349
2	19.649	24.623	22.392	24.274	1'30.938	268,2	9:48'08.644	2	19.389	24.754	22.454	23.322	1'29.919	261,6	9:48'19.268
3	22.870	26.614	22.850	24.980	1'37.314	268,8	9:49'45.958	3	19.192	24.398	22.624	23.220	1'29.434	262,9	9:49'48.702
4	19.636	24.450	22.620	27.545	1'34.251P	267,5	9:51'20.209	4	19.222	24.479	22.385	23.227	1'29.313	260,4	9:51'18.015
5	1'10.322	25.185	22.369	25.039	2'22.915P	266,8	9:53'43.124	5	19.234	24.415	22.431	23.137	1'29.217	262,9	9:52'47.232
6	19.412	24.149	22.332	24.154	1'30.047	269,5	9:55'13.171	6	19.240	31.236	23.581	23.208	1'37.265	262,9	9:54'24.497
7	19.210	25.302	22.589	23.328	1'30.429	266,8	9:56'43.600	7	19.184	24.539	22.497	23.112	1'29.332	260,4	9:55'53.829
8	19.172	24.208	26.235	25.113	1'34.728C	267,5	9:58'18.328	8	19.113	24.471	22.374	23.098	1'29.056	262,9	9:57'22.885
9	19.184	24.092	22.232	23.084	1'28.592	268,2	9:59'46.920	9	20.154	26.938	22.602	23.455	1'33.149	261,0	9:58'56.034
10	19.232	32.743	23.460	24.381	1'39.816	256,6	10:01'26.736	10	19.296	24.532	22.385	23.424	1'29.637	263,6	10:00'25.671

12° 76 L. BAZ (1'28.781)								17° 36 L. MERCADO (1'29.198)							
Lap	Seg.1	Seg.2	Seg.3	Seg.4	Lap Time	km/h	Local Time	Lap	Seg.1	Seg.2	Seg.3	Seg.4	Lap Time	km/h	Local Time
1		25.206	22.464	23.685		259,1	9:46'33.450	1		25.424	22.917	24.387		259,7	9:46'35.609
2	19.137	24.473	22.587	23.375	1'29.572	263,6	9:48'03.022	2	19.221	24.391	22.415	23.180	1'29.207	264,2	9:48'04.816
3	19.528	24.702	23.703	28.520	1'36.453P	264,2	9:49'39.475	3	19.177	24.442	22.391	23.530	1'29.540	263,6	9:49'34.356
4	2'58.275	25.850	22.403	23.429	4'09.957P	262,9	9:53'49.432	4	23.716	29.227	22.647	23.448	1'39.038	262,3	9:51'13.394
5	19.192	24.561	22.656	23.248	1'29.657	264,9	9:55'19.089	5	19.299	24.423	22.257	23.316	1'29.295	262,3	9:52'42.689
6	19.086	24.522	22.245	23.271	1'29.124	264,9	9:56'48.213	6	19.180	24.462	22.368	23.347	1'29.357	262,9	9:54'12.046
7	19.142	24.340	22.660	25.292	1'31.434	266,8	9:58'19.647	7	19.291	30.672	23.316	23.638	1'36.917	260,4	9:55'48.963
8	19.172	24.329	22.195	23.085	1'28.781	262,9	9:59'48.428	8	19.088	24.582	22.287	23.241	1'29.198	262,3	9:57'18.161
9	20.266	26.869	24.267	25.418	1'36.820	253,0	10:01'25.248	9	19.364	29.102	27.384	23.939	1'39.789	217,2	9:58'57.950
								10	19.349	24.418	22.424	23.727	1'29.918	258,5	10:00'27.868

13° 81 J. TORRES (1'28.872)								18° 28 B. RAY (1'29.276)							
Lap	Seg.1	Seg.2	Seg.3	Seg.4	Lap Time	km/h	Local Time	Lap	Seg.1	Seg.2	Seg.3	Seg.4	Lap Time	km/h	Local Time
1		26.274	23.028	24.050		259,1	9:46'37.501	1		27.509	23.849	24.201		246,6	9:46'50.242
2	19.494	24.607	22.404	23.405	1'29.910	261,6	9:48'07.411	2	19.442	24.955	22.530	23.607	1'30.534	257,9	9:48'20.776
3	19.152	24.338	22.237	23.314	1'29.041	262,3	9:49'36.452	3	19.423	24.584	22.319	23.601	1'29.927	258,5	9:49'50.703
4	19.496	24.477	22.254	23.703	1'29.930	264,2	9:51'06.382	4	19.406	24.502	22.247	23.459	1'29.614	258,5	9:51'20.317
5	19.349	37.083	26.133	23.916	1'46.481	206,8	9:52'52.863	5	19.280	24.478	22.240	23.278	1'29.276	261,6	9:52'49.593
6	19.075	24.472	22.202	23.190	1'28.939	260,4	9:54'21.802	6	19.633	24.957	22.691	23.575	1'30.856	256,6	9:54'20.449
7	19.090	26.109	22.472	23.373	1'31.044	263,6	9:55'52.846	7	19.361	24.495	22.335	23.366	1'29.557	258,5	9:55'50.006
8	19.083	27.127	22.358	23.276	1'31.844	261,6	9:57'24.690	8	19.214	24.612	22.251	23.369	1'29.446	258,5	9:57'19.452
9	19.102	24.341	22.212	23.217	1'28.872	263,6	9:58'53.562	9	20.118	25.890	23.074	33.230	1'42.312P	251,2	9:59'01.764
10	20.119	24.390	22.265	23.253	1'30.027	262,3	10:00'23.589								

14° 45 J. GAGNE (1'28.943)								19° 99 P. JACOBSEN (1'29.392)							
Lap	Seg.1	Seg.2	Seg.3	Seg.4	Lap Time	km/h	Local Time	Lap	Seg.1	Seg.2	Seg.3	Seg.4	Lap Time	km/h	Local Time
1		25.722	25.765	25.260		258,5	9:47'18.247	1		26.158	22.833	24.102		265,5	9:46'39.865
2	19.455	24.405	22.222	23.419	1'29.501	263,6	9:48'47.748	2	19.412	24.617	22.277	23.749	1'30.055	268,2	9:48'09.920
3	19.154	24.240	22.210	23.547	1'29.151	263,6	9:50'16.899	3	19.413	24.654	22.255	23.440	1'29.762	264,9	9:49'39.682
4	19.111	24.135	22.080	24.136	1'29.462	261,6	9:51'46.361	4	19.220	24.571	22.164	23.437	1'29.392	266,2	9:51'09.074
5	19.224	24.401	22.262	23.520	1'29.407	261,6	9:53'15.768	5	19.275	24.667	22.301	23.520	1'29.763	264,2	9:52'38.837
6	19.048	24.208	22.180	23.507	1'28.943	262,3	9:54'44.711	6	19.494	24.867	22.234	23.504	1'30.099	268,2	9:54'08.936
7	19.275	24.303	22.237	23.499	1'29.314	261,6	9:56'14.025	7	19.216	24.601	22.239	23.383	1'29.439	266,2	9:55'38.375
8	19.167	25.564	26.313	23.647	1'34.691	194,1	9:57'48.716	8	19.297	24.615	22.152	23.481	1'29.545	264,9	9:57'07.920
9	19.213	25.354	23.692	23.781	1'32.040	241,1	9:59'20.756	9	19.322	24.733	22.253	23.472	1'29.780	266,2	9:58'37.700
10	19.232	24.276	22.212	23.469	1'29.189	261,6	10:00'49.945	10	19.409	24.687	22.125	23.410	1'29.631	264,9	10:00'07.331

15° 21 M. RINALDI (1'28.996)								20° 37 O. JEZEK (1'29.511)							
Lap	Seg.1	Seg.2	Seg.3	Seg.4	Lap Time	km/h	Local Time	Lap	Seg.1	Seg.2	Seg.3	Seg.4	Lap Time	km/h	Local Time
1		26.947	23.878	25.041		251,2	9:47'04.861	1		26.763	23.345	24.340		252,4	9:46'40.321
2	19.507	24.775	22.555	23.670	1'30.507	261,6	9:48'35.368	2	19.424	24.814	22.382	23.653	1'30.273	255,4	9:48'10.594
3	19.107	24.526	22.611	23.626	1'29.870	262,3	9:50'05.238	3	19.732	24.626	22.317	23.554	1'30.229	256,6	9:49'40.823
4	19.284	24.471	22.571	23.546	1'29.872	262,9	9:51'35.110	4	19.192	24.768	22.280	23.565	1'29.805	257,9	9:51'10.628
5	19.157	24.543	22.327	23.205	1'29.232	262,3	9:53'04.342	5	19.419	24.804	22.345	23.689	1'30.257	256,6	9:52'40.885
6	19.098	24.333	22.230	23.335	1'28.996	263,6	9:54'33.338	6	19.238	24.605	22.363	23.305	1'29.511	256,0	9:54'10.396
7	19.007	24.487	22.357	23.349	1'29.200	262,3	9:56'02.538	7	19.147	24.626	22.397	23.493	1'29.663	255,4	9:55'40.059
8	19.255	24.356	22.546	23.702	1'29.859	261,0	9:57'32.397	8	19.169	24.625	22.351	23.404	1'29.549	253,0	9:57'09.608
9	19.039	24.307	22.436	23.478	1'29.260	262,9	9:59'01.657	9	19.316	24.510	22.230	23.634	1'29.690	256,6	9:58'39.298
10	25.336	31.034	25.086	30.264	1'51.720P	231,3	10:00'53.377	10	19.236	24.594	22.361	23.417	1'29.608	253,0	10:00'08.906

27/05/2018

P = Pits In/Out - C = Lap Time Cancelled

These data/results cannot be reproduced, stored and/or transmitted in whole or in part by any manner of electronic, mechanical, photocopying, recording, broadcasting or otherwise now known or herein after developed without the previous express consent by the copyright owner, except for reproduction in daily press and regular printed publications on sale to the public within 60 days of the event related to those data/results and always provided that copyright symbol appears together as follows below.

© DORNA WSBK ORGANIZATION Srl 2018

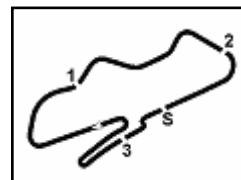
FICR PERUGIA TIMING



Official Tyre Supplier



Official Timekeeper



PROSECCO DOC UK Round, Donington Park 25-27 May 2018 World Superbike - Chronological Analysis Warm Up

21°		94 N. CANEPA (1'29.648)					
Lap	Seg.1	Seg.2	Seg.3	Seg.4	Lap Time	km/h	Local Time
1		25.668	22.687	23.757		265,5	9:46'35.998
2	19.246	24.632	22.352	23.418	1'29.648	266,2	9:48'05.646
3	19.366	24.603	24.116	24.115	1'32.200	263,6	9:49'37.846
4	19.615	26.267	23.679	29.187	1'38.748	265,5	9:51'16.594
5	19.515	24.640	22.485	23.523	1'30.163	262,9	9:52'46.757
6	19.378	24.709	22.530	23.629	1'30.246	264,9	9:54'17.003
7	19.505	24.580	22.489	34.329	1'40.903	264,2	9:55'57.906
8	20.204	26.454	22.788	25.504	1'34.950	262,3	9:57'32.856
9	19.543	24.613	22.606	23.462	1'30.224	261,6	9:59'03.080
10	22.097	24.792	22.454	23.489	1'32.832	263,6	10:00'35.912

22°		40 R. RAMOS (1'29.732)					
Lap	Seg.1	Seg.2	Seg.3	Seg.4	Lap Time	km/h	Local Time
1		25.328	22.430	23.997		261,6	9:46'35.326
2	20.594	24.564	22.245	23.343	1'30.746	260,4	9:48'06.072
3	19.348	24.357	22.606	23.421	1'29.732	264,2	9:49'35.804
4	19.436	24.570	22.369	24.061	1'30.436	258,5	9:51'06.240
5	19.315	24.733	24.538	31.709	1'40.295P	217,2	9:52'46.535

23°		41 L. MOSSEY (1'29.749)					
Lap	Seg.1	Seg.2	Seg.3	Seg.4	Lap Time	km/h	Local Time
1		26.523	22.982	24.616		250,7	9:46'41.128
2	19.550	24.747	22.490	23.424	1'30.211	262,3	9:48'11.339
3	19.419	25.372	25.134	24.443	1'34.368	212,5	9:49'45.707
4	19.381	24.554	22.466	23.348	1'29.749	261,0	9:51'15.456
5	22.836	26.351	22.502	26.048	1'37.737	253,6	9:52'53.193
6	19.126	24.617	22.315	24.393	1'30.451	261,0	9:54'23.644
7	19.430	25.411	23.131	24.039	1'32.011	249,5	9:55'55.655
8	19.328	24.646	22.476	23.426	1'29.876	261,6	9:57'25.531
9	20.664	26.040	23.857	24.006	1'34.567	238,4	9:59'00.098
10	19.490	25.408	22.862	23.972	1'31.732	255,4	10:00'31.830

24°		44 G. REA (1'29.817)					
Lap	Seg.1	Seg.2	Seg.3	Seg.4	Lap Time	km/h	Local Time
1		26.968	23.634	24.365		251,2	9:46'38.734
2	19.486	25.030	23.020	24.045	1'31.581	259,7	9:48'10.315
3	19.465	24.698	22.515	23.433	1'30.111	260,4	9:49'40.426
4	19.290	24.803	22.397	23.384	1'29.874	262,9	9:51'10.300
5	19.234	25.136	22.375	23.585	1'30.330	260,4	9:52'40.630
6	20.044	24.852	22.480	24.780	1'32.156	259,7	9:54'12.786
7	19.328	24.581	22.446	23.462	1'29.817	259,1	9:55'42.603
8	19.369	24.900	22.577	23.614	1'30.460	260,4	9:57'13.063
9	21.413	27.035	24.598	28.527	1'41.573	200,6	9:58'54.636
10	19.563	24.752	22.563	23.602	1'30.480	259,7	10:00'25.116

25°		55 M. LAW (1'30.906)					
Lap	Seg.1	Seg.2	Seg.3	Seg.4	Lap Time	km/h	Local Time
1		26.903	23.436	24.577		257,3	9:46'42.232
2	19.718	24.996	23.093	25.012	1'32.819	257,9	9:48'15.051
3	19.632	24.762	22.846	24.334	1'31.574	260,4	9:49'46.625
4	19.662	24.535	22.794	24.259	1'31.250	258,5	9:51'17.875
5	19.662	24.756	22.737	23.751	1'30.906	256,6	9:52'48.781
6	19.406	24.981	22.700	23.881	1'30.968	259,1	9:54'19.749
7	20.251	24.640	22.742	38.959	1'46.592P	261,6	9:56'06.341
8	1'18.636	29.332	23.263	24.170	2'35.401P	257,9	9:58'41.742
9	19.480	25.057	22.814	24.022	1'31.373	260,4	10:00'13.115

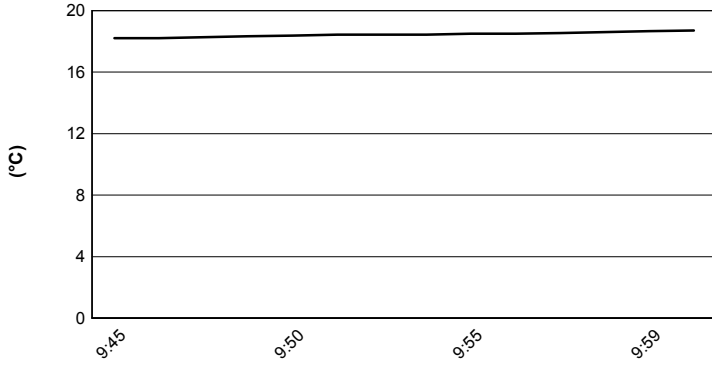
27/05/2018 P = Pits In/Out - C = Lap Time Cancelled

These data/results cannot be reproduced, stored and/or transmitted in whole or in part by any manner of electronic, mechanical, photocopying, recording, broadcasting or otherwise now known or herein after developed without the previous express consent by the copyright owner, except for reproduction in daily press and regular printed publications on sale to the public within 60 days of the event related to those data/results and always provided that copyright symbol appears together as follows below.

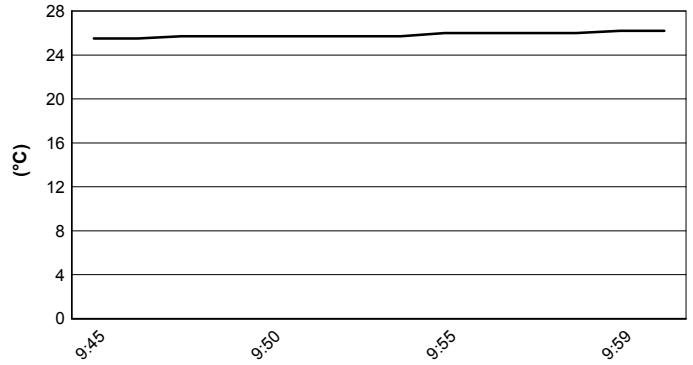
© DORNA WSBK ORGANIZATION Srl 2018




Air Temperature



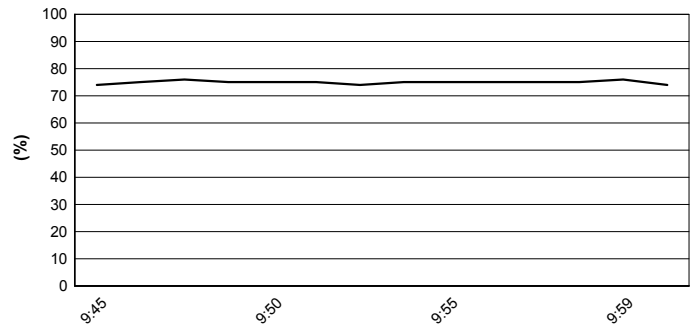
Track Temperature



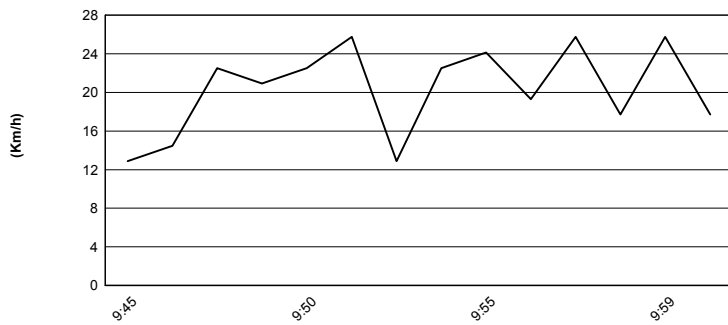
Air Pressure



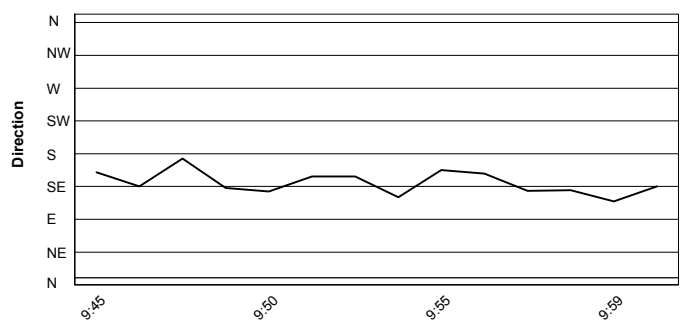
Humidity



Wind Speed



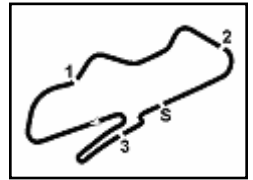
Wind Direction



27/05/2018

These data/results cannot be reproduced, stored and/or transmitted in whole or in part by any manner of electronic, mechanical, photocopying, recording, broadcasting or otherwise now known or herein after developed without the previous express consent by the copyright owner, except for reproduction in daily press and regular printed publications on sale to the public within 60 days of the event related to those data/results and always provided that copyright symbol appears together as follows below.

© DORNA WSBK ORGANIZATION Srl 2018



Donington Park 4.023 m

PROSECCO DOC UK Round, Donington Park 25-27 May 2018 World Superbike - Starting Grid - Race 2

23 Laps x 4,023 km = 92,529 km

1	22 LOWES A. Yamaha	2	32 SAVADORI L. Aprilia	3	50 LAVERTY E. Aprilia
2	76 BAZ L. BMW	4	7 DAVIES C. Ducati	5	91 HASLAM L. Kawasaki
3	66 SYKES T. Kawasaki	7	1 REA J. Kawasaki	8	60 VAN DER MARK M. Yamaha
4	54 RAZGATLIOGLU T. Kawasaki	10	28 RAY B. Suzuki	11	33 MELANDRI M. Ducati
5	2 CAMIER L. Honda	13	81 TORRES J. MV Agusta	14	21 RINALDI M. Ducati
6	41 MOSSEY L. Kawasaki	16	37 JEZEK O. Yamaha	17	36 MERCADO L. Kawasaki
7	99 JACOBSEN P. Honda	19	40 RAMOS R. Kawasaki	20	45 GAGNE J. Honda
8	12 FORES X. Ducati	22	44 REA G. Suzuki	23	94 CANEPA N. Yamaha
9	55 LAW M. Kawasaki	25		24	

27/05/2018 Jury President

..... Race Director

These data/results cannot be reproduced, stored and/or transmitted in whole or in part by any manner of electronic, mechanical, photocopying, recording, broadcasting or otherwise now known or herein after developed without the previous express consent by the copyright owner, except for reproduction in daily press and regular printed publications on sale to the public within 60 days of the event related to those data/results and always provided that copyright symbol appears together as follows below.

© DORNA WSBK ORGANIZATION Srl 2018

