

PROSECCO DOC UK Round, Donington Park 25-27 May 2018

World Supersport - Results Race

Laps 20 = 80,460 Km - Time of Race 30'30.800 - Avg. 158,213 km/h

Pos	Race Grid	No. Rider	Nat	Team	Bike	Class	LL	Gap	Fastest Lap	Speed	Qualifying		Ranking		
											Time	Speed	R	Tot	Pos
1	3	11 S. CORTESE	GER	Kallio Racing	Yamaha YZF R6		20		1'30.913	242,7	1'30.632	242,7	25	102	1
2	1	16 J. CLUZEL	FRA	NRT	Yamaha YZF R6		20	1.377	1'30.958	248,3	1'30.270	246,1	20	95	2
3	6	3 R. DE ROSA	ITA	MV Agusta Reparto Corse by Vamag	MV Agusta F3 675		20	2.676	1'30.981	243,8	1'31.093	237,9	16	67	6
4	4	21 R. KRUMMENACHER	SUI	BARDAHL Evan Bros. WorldSSP Team	Yamaha YZF R6		20	4.618	1'31.045	243,8	1'30.654	241,6	13	94	3
5	2	144 L. MAHIAS	FRA	GRT Yamaha Official WorldSSP Team	Yamaha YZF R6		20	5.059	1'31.125	241,6	1'30.465	236,3	11	90	4
6	7	64 F. CARICASULO	ITA	GRT Yamaha Official WorldSSP Team	Yamaha YZF R6		20	7.003	1'31.203	243,8	1'31.118	240,6	10	79	5
7	9	86 A. BADOVINI	ITA	MV Agusta Reparto Corse by Vamag	MV Agusta F3 675		20	14.685	1'31.470	243,8	1'31.306	239,0	9	21	13
8	11	36 T. GRADINGER	AUT	NRT	Yamaha YZF R6		20	16.315	1'31.605	247,2	1'31.526	241,6	8	30	10
9	10	32 S. MORAIS	POR	Kawasaki Puccetti Racing	Kawasaki ZX-6R		20	24.345	1'31.880	246,1	1'31.518	240,0	7	16	15
10	12	96 A. IRWIN	GBR	CIA Landlord Insurance Honda	Honda CBR600RR		20	25.107	1'32.133	242,2	1'31.883	235,8	6	11	17
11	15	13 A. WEST	AUS	EAB antwest Racing	Kawasaki ZX-6R		20	27.825	1'32.220	243,3	1'32.004	242,7	5	32	9
12	14	84 L. CRESSON	BEL	Kallio Racing	Yamaha YZF R6		20	29.708	1'32.222	248,3	1'31.906	242,2	4	24	11
13	13	111 K. SMITH	GBR	GEMAR Team Lorini	Honda CBR600RR		20	32.683	1'32.469	243,3	1'31.873	234,8	3	22	12
14	16	38 H. SOOMER	EST	Racedays	Honda CBR600RR		20	32.922	1'32.381	243,8	1'32.079	237,9	2	7	20
15	20	6 C. PEROLARI	FRA	GMT94 Yamaha	Yamaha YZF R6		20	33.389	1'32.208	243,3	1'32.800	239,5	1	1	27
16	8	81 L. STAPLEFORD	GBR	Profile Racing	Yamaha YZF R6		20	34.217	1'32.446	244,9	1'31.291	241,6		45	7
17	27	35 S. HILL	GBR	Profile Racing	Triumph Daytona 675		20	45.174	1'32.418	238,4		232,8		1	29
18	19	22 E. LAHTI	FIN	Sterkman Motorsport by HRP	Suzuki GSX-R600	ESS	20	51.162	1'32.841	246,1	1'32.565	239,5		4	22
19	22	15 A. COPPOLA	ITA	GRT Yamaha Official WorldSSP Junior Team	Yamaha YZF R6	ESS	20	55.775	1'32.945	241,6	1'32.973	234,3			
20	24	77 W. TESSELS	NED	Chromeburner Wayne's Racingteam MtM	Kawasaki ZX-6R	ESS	20	59.715	1'33.117	239,5	1'33.101	237,9		2	24
21	25	65 M. CANDUCCI	ITA	Team GoEleven Kawasaki	Kawasaki ZX-6R		20	1'07.471	1'33.745	241,1	1'33.922	234,8		2	25
22	26	34 J. ITURRIOZ	ARG	Team GoEleven Kawasaki	Kawasaki ZX-6R		20	1'10.148	1'33.765	239,0	1'34.200	232,8			
-----Not Classified-----															
RET	17	47 R. HARTOG	NED	Team Hartog - Against Cancer	Kawasaki ZX-6R	ESS	14	6 Laps	1'32.383	243,8	1'32.109	239,0		19	14
RET	5	78 H. OKUBO	JPN	Kawasaki Puccetti Racing	Kawasaki ZX-6R		4	16 Laps	1'31.718	241,6	1'31.079	243,3		8	19
RET	18	74 J. VAN SIKKELERUS	NED	GEMAR Team Lorini	Honda CBR600RR		1	19 Laps		238,4	1'32.306	234,3			
RET	21	61 R. VICKERS	GBR	CIA Landlord Insurance Honda	Honda CBR600RR		1	19 Laps		241,1	1'32.880	237,4			
RET	23	10 N. CALERO	ESP	Orelac Racing VerdNatura	Kawasaki ZX-6R		0				1'33.047	238,4			

AIR	Humidity:	64%	Temp:	22°C
TRACK	Condition:	Dry	Temp:	32°C

Records	Pole (QP)	2015	K.Sofuoglu	1'29.925	161,05 Km/h
	Race (RC)	2015	J.Cluzel	1'30.425	160,16 Km/h
	Circuit (QP)	2015	K.Sofuoglu	1'29.925	161,05 Km/h
Race Fastest Lap	Lap 2		S.Cortese	1'30.913	159,30 Km/h

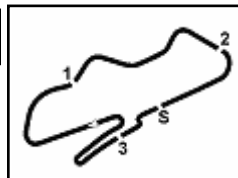
LAP LEADERS				
No. Rider	From	To	Laps	Total
16 J. CLUZEL	1	7	7	7
11 S. CORTESE	8	20	13	13

TOTAL LEADER LAPS	
No. Rider	Laps
16 J. CLUZEL	53
11 S. CORTESE	23
144 L. MAHIAS	14
21 R. KRUMMENACHER	5
64 F. CARICASULO	2

Start 11:30 End 12:02 The results are provisional until the end of the time limit for protests and appeals and the completion of the technical checks.

27/05/2018
These data/results cannot be reproduced, stored and/or transmitted in whole or in part by any manner of electronic, mechanical, photocopying, recording, broadcasting or otherwise now known or herein after developed without the previous express consent by the copyright owner, except for reproduction in daily press and regular printed publications on sale to the public within 60 days of the event related to those data/results and always provided that copyright symbol appears together as follows below.

© DORNA WSBK ORGANIZATION Srl 2018



PROSECCO DOC UK Round, Donington Park 25-27 May 2018

World Supersport - Results Race

Race Highlights

Time	No. Rider	Description
11.20.38	10 Calero	Retired (Bike entered box before start of the race)
11.28.04		Warm-up Lap Start
11.30.38		Start
11.33.05	61 Vickers	Crashed - Turn 7
11.33.05	74 van Sikkelerus	Crashed - Turn 7
11.33.19		No Jump Start
11.34.02	61 Vickers	Out
11.34.10	74 van Sikkelerus	Out
11.35.13	35 Hill	On the Gravel - Re-Joined - Turn 10
11.37.32	78 Okubo	Crashed - Turn 7
11.38.07	78 Okubo	Out
11.47.50	15 Coppola	On the Gravel - Re-Joined - Turn 10
11.52.58	47 Hartog	Crashed - Turn 4
11.54.48	47 Hartog	Out
12.02.22		End Of Session

Start End The results are provisional until the end of the time limit for protests and appeals and the completion of the technical checks.

27/05/2018 11:30 12:02

These data/results cannot be reproduced, stored and/or transmitted in whole or in part by any manner of electronic, mechanical, photocopying, recording, broadcasting or otherwise now known or herein after developed without the previous express consent by the copyright owner, except for reproduction in daily press and regular printed publications on sale to the public within 60 days of the event related to those data/results and always provided that copyright symbol appears together as follows below.

© DORNA WSBK ORGANIZATION Srl 2018

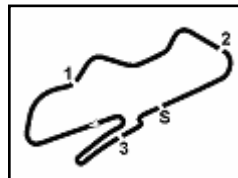
FKR PERUGIA TIMING



Official Tyre Supplier



Official Timekeeper



Donington Park 4.023 m

1 / 3

PROSECCO DOC UK Round, Donington Park 25-27 May 2018

World Supersport - Lap Chart Race

Lap																				
	1	2	3	4	5	6	7	8	9	10	11	12	13	14	15	16	17	18	19	20
1	16	16	16	16	16	16	16	11	11	11	11	11	11	11	11	11	11	11	11	11
2	11	11	11	11	11	11	11	16	16	16	16	16	16	16	16	3	3	3	16	16
3	3	3	3	3	3	3	3	3	3	3	3	3	3	3	3	16	16	16	3	3
4	144	144	144	144	144	144	144	144	21	21	21	21	21	144	144	144	144	144	21	21
5	78	78	21	21	21	21	21	21	144	144	144	144	144	21	21	21	21	21	144	144
6	21	21	78	64	64	64	64	64	64	64	64	64	64	64	64	64	64	64	64	64
7	64	64	64	78	36	36	36	36	36	36	86	86	86	86	86	86	86	86	86	86
8	36	36	36	36	86	86	86	86	86	86	36	36	36	36	36	36	36	36	36	36
9	86	86	86	86	96	96	96	96	96	96	96	96	96	32	32	32	32	32	32	32
10	81	96	96	96	13	13	13	13	13	13	32	32	96	96	96	96	96	96	96	96
11	96	81	81	81	81	84	84	84	84	84	84	84	84	84	13	13	13	13	13	13
12	84	111	13	13	84	81	81	81	32	32	13	13	13	13	13	84	84	84	84	84
13	111	13	111	84	38	38	32	32	81	81	47	47	47	47	111	111	38	38	111	111
14	13	84	84	38	47	32	38	47	47	111	111	111	111	38	38	111	111	38	38	38
15	38	38	38	47	32	47	47	38	38	38	38	81	81	38	6	6	6	6	6	6
16	6	47	47	111	111	111	111	111	111	81	38	38	81	81	81	81	81	81	81	81
17	47	22	32	32	6	6	6	6	6	6	6	6	6	35	35	35	35	35	35	35
18	22	32	6	6	35	22	22	22	22	35	35	35	35	35	22	22	22	22	22	22
19	32	6	22	22	22	77	77	35	35	22	22	22	22	22	77	77	77	15	15	15
20	35	35	35	35	77	35	35	77	77	77	77	77	15	15	15	15	15	77	77	77
21	74	77	77	77	15	15	15	15	15	15	15	15	15	77	65	65	65	65	65	65
22	61	15	15	15	65	65	65	65	65	34	34	65	65	65	34	34	34	34	34	34
23	77	65	65	65	34	34	34	34	34	65	65	34	34	34						
24	15	34	34	34																
25	34																			
26	65																			

Final Result		
1	11 S. CORTESE	Laps 20
2	16 J. CLUZEL	1.377
3	3 R. DE ROSA	2.676
4	21 R. KRUMMENACHER	4.618
5	144 L. MAHIAS	5.059
6	64 F. CARICASULO	7.003
7	86 A. BADOVINI	14.685
8	36 T. GRADINGER	16.315
9	32 S. MORAIS	24.345
10	96 A. IRWIN	25.107
11	13 A. WEST	27.825
12	84 L. CRESSON	29.708
13	111 K. SMITH	32.683
14	38 H. SOOMER	32.922
15	6 C. PEROLARI	33.389
16	81 L. STAPLEFORD	34.217
17	35 S. HILL	45.174
18	22 E. LAHTI	51.162
19	15 A. COPPOLA	55.775
20	77 W. TESSELS	59.715
21	65 M. CANDUCCI	1'07.471
22	34 J. ITURRIOZ	1'10.148
RET	47 R. HARTOG	6 Laps
RET	78 H. OKUBO	16 Laps
RET	74 J. VAN SIKKELERUS	19 Laps
RET	61 R. VICKERS	19 Laps
RET	10 N. CALERO	

27/05/2018

These data/results cannot be reproduced, stored and/or transmitted in whole or in part by any manner of electronic, mechanical, photocopying, recording, broadcasting or otherwise now known or herein after developed without the previous express consent by the copyright owner, except for reproduction in daily press and regular printed publications on sale to the public within 60 days of the event related to those data/results and always provided that copyright symbol appears together as follows below.

© DORNA WSBK ORGANIZATION Srl 2018

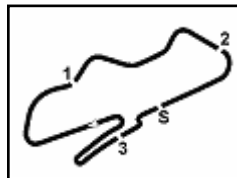
FICR PERUGIA TIMING



Official Tyre Supplier



Official Timekeeper



PROSECCO DOC UK Round, Donington Park 25-27 May 2018

World Supersport - Lap Chart Race

Lap 1

1	16 J.Cluzel	11:32'04.466
2	11 S.Cortese	0.782
3	3 R.De Rosa	1.200
4	144 L.Mahias	1.533
5	78 H.Okubo	1.937
6	21 R.Krummenacher	2.177
7	64 F.Caricasulo	3.021
8	36 T.Gradinger	3.263
9	86 A.Badovini	3.586
10	81 L.Stapleford	3.744
11	96 A.Irwin	3.912
12	84 L.Cresson	4.031
13	111 K.Smith	4.374
14	13 A.West	4.778
15	38 H.Soomer	5.052
16	6 C.Perolari	5.491
17	47 R.Hartog	5.789
18	22 E.Lahti	6.132
19	32 S.Morais	6.410
20	35 S.Hill	6.584
21	74 J.van Sikkelerus	6.706
22	61 R.Vickers	6.904
23	77 W.Tessels	7.065
24	15 A.Coppola	7.365
25	34 J.Iturrioz	7.679
26	65 M.Canducci	7.999

Lap 2

1	16 J.Cluzel	11:33'35.424
2	11 S.Cortese	0.737
3	3 R.De Rosa	1.513
4	144 L.Mahias	2.203
5	78 H.Okubo	2.697
6	21 R.Krummenacher	2.836
7	64 F.Caricasulo	3.563
8	36 T.Gradinger	3.953
9	86 A.Badovini	4.246
10	96 A.Irwin	5.087
11	81 L.Stapleford	5.937
12	111 K.Smith	6.003
13	13 A.West	6.323
14	84 L.Cresson	6.568
15	38 H.Soomer	6.863
16	47 R.Hartog	7.606
17	22 E.Lahti	8.015
18	32 S.Morais	8.441
19	6 C.Perolari	8.635
20	35 S.Hill	8.915
21	77 W.Tessels	9.757
22	15 A.Coppola	9.994
23	65 M.Canducci	11.669
24	34 J.Iturrioz	11.859

Lap 3

1	16 J.Cluzel	11:35'06.612
2	11 S.Cortese	0.584
3	3 R.De Rosa	1.337
4	144 L.Mahias	2.533
5	21 R.Krummenacher	3.324
6	78 H.Okubo	3.572
7	64 F.Caricasulo	3.806
8	36 T.Gradinger	4.370
9	86 A.Badovini	5.019
10	96 A.Irwin	6.314
11	81 L.Stapleford	7.651
12	13 A.West	7.984
13	111 K.Smith	8.078
14	84 L.Cresson	8.168
15	38 H.Soomer	8.493
16	47 R.Hartog	8.812
17	32 S.Morais	9.282
18	6 C.Perolari	9.655
19	22 E.Lahti	10.143

Lap 4

1	16 J.Cluzel	11:36'37.605
2	11 S.Cortese	0.547
3	3 R.De Rosa	1.325
4	144 L.Mahias	2.820
5	21 R.Krummenacher	3.376
6	64 F.Caricasulo	4.276
7	78 H.Okubo	4.917
8	36 T.Gradinger	5.328
9	86 A.Badovini	5.496
10	96 A.Irwin	7.556
11	81 L.Stapleford	9.194
12	13 A.West	9.340
13	84 L.Cresson	9.780
14	38 H.Soomer	10.048
15	47 R.Hartog	10.417
16	111 K.Smith	10.729
17	32 S.Morais	11.038
18	6 C.Perolari	11.134
19	22 E.Lahti	12.014
20	35 S.Hill	12.494
21	77 W.Tessels	13.898
22	15 A.Coppola	16.102
23	65 M.Canducci	17.476
24	34 J.Iturrioz	18.916

Lap 5

1	16 J.Cluzel	11:38'08.961
2	11 S.Cortese	0.403
3	3 R.De Rosa	1.272
4	144 L.Mahias	2.957
5	21 R.Krummenacher	3.283
6	64 F.Caricasulo	4.123
7	36 T.Gradinger	5.911
8	86 A.Badovini	6.122
9	96 A.Irwin	8.851
10	13 A.West	10.605
11	81 L.Stapleford	11.005
12	84 L.Cresson	11.106
13	38 H.Soomer	11.529
14	47 R.Hartog	11.671
15	32 S.Morais	12.020
16	111 K.Smith	12.361
17	6 C.Perolari	12.994
18	35 S.Hill	14.007
19	22 E.Lahti	14.248
20	77 W.Tessels	16.039
21	15 A.Coppola	17.989
22	65 M.Canducci	20.533
23	34 J.Iturrioz	21.919

Lap 6

1	16 J.Cluzel	11:39'40.217
2	11 S.Cortese	0.448
3	3 R.De Rosa	1.257
4	144 L.Mahias	3.360
5	21 R.Krummenacher	3.736
6	64 F.Caricasulo	4.357
7	36 T.Gradinger	6.275
8	86 A.Badovini	6.722
9	96 A.Irwin	10.059
10	13 A.West	11.792
11	84 L.Cresson	12.182
12	81 L.Stapleford	13.074
13	38 H.Soomer	13.276
14	32 S.Morais	13.487
15	47 R.Hartog	13.624
16	111 K.Smith	13.852
17	6 C.Perolari	14.232

Lap 7

1	16 J.Cluzel	11:41'11.417
2	11 S.Cortese	0.433
3	3 R.De Rosa	1.080
4	144 L.Mahias	3.819
5	21 R.Krummenacher	4.041
6	64 F.Caricasulo	4.545
7	36 T.Gradinger	6.705
8	86 A.Badovini	7.141
9	96 A.Irwin	11.284
10	13 A.West	12.942
11	84 L.Cresson	13.263
12	81 L.Stapleford	14.415
13	32 S.Morais	14.786
14	38 H.Soomer	15.142
15	47 R.Hartog	15.362
16	111 K.Smith	15.638
17	6 C.Perolari	15.916
18	22 E.Lahti	18.730
19	77 W.Tessels	20.547
20	35 S.Hill	21.561
21	15 A.Coppola	22.097
22	65 M.Canducci	26.254
23	34 J.Iturrioz	28.559

Lap 8

1	11 S.Cortese	11:42'43.272
2	16 J.Cluzel	0.352
3	3 R.De Rosa	0.754
4	144 L.Mahias	3.634
5	21 R.Krummenacher	3.891
6	64 F.Caricasulo	4.364
7	36 T.Gradinger	6.858
8	86 A.Badovini	6.976
9	96 A.Irwin	12.207
10	13 A.West	13.488
11	84 L.Cresson	13.831
12	81 L.Stapleford	15.006
13	32 S.Morais	15.266
14	47 R.Hartog	15.890
15	38 H.Soomer	16.182
16	111 K.Smith	16.296
17	6 C.Perolari	16.545
18	22 E.Lahti	20.274
19	35 S.Hill	22.304
20	77 W.Tessels	22.724
21	15 A.Coppola	23.208
22	65 M.Canducci	28.910
23	34 J.Iturrioz	31.643

Lap 9

1	11 S.Cortese	11:44'14.323
2	16 J.Cluzel	0.502
3	3 R.De Rosa	0.931
4	21 R.Krummenacher	4.371
5	144 L.Mahias	4.771
6	64 F.Caricasulo	5.128
7	36 T.Gradinger	8.129
8	86 A.Badovini	8.224
9	96 A.Irwin	14.082
10	13 A.West	14.718
11	84 L.Cresson	15.002
12	32 S.Morais	16.485
13	81 L.Stapleford	16.995
14	47 R.Hartog	17.262
15	38 H.Soomer	17.694
16	111 K.Smith	17.909
17	6 C.Perolari	18.252

Lap 10

1	11 S.Cortese	11:45'45.699
2	16 J.Cluzel	0.462
3	3 R.De Rosa	0.849
4	21 R.Krummenacher	4.374
5	144 L.Mahias	4.812
6	64 F.Caricasulo	5.190
7	36 T.Gradinger	9.407
8	86 A.Badovini	9.572
9	96 A.Irwin	15.392
10	13 A.West	16.436
11	84 L.Cresson	16.552
12	32 S.Morais	16.989
13	81 L.Stapleford	18.267
14	47 R.Hartog	18.359
15	38 H.Soomer	18.734
16	111 K.Smith	19.002
17	6 C.Perolari	20.705
18	35 S.Hill	26.102
19	22 E.Lahti	26.401
20	77 W.Tessels	27.895
21	15 A.Coppola	28.099
22	34 J.Iturrioz	39.442
23	65 M.Canducci	40.039

Lap 11

1	11 S.Cortese	11:47'17.404
2	16 J.Cluzel	0.155
3	3 R.De Rosa	0.478
4	21 R.Krummenacher	4.029
5	144 L.Mahias	4.522
6	64 F.Caricasulo	4.784
7	86 A.Badovini	10.106
8	36 T.Gradinger	10.247
9	96 A.Irwin	16.190
10	32 S.Morais	17.389
11	84 L.Cresson	17.589
12	13 A.West	18.109
13	47 R.Hartog	19.097
14	111 K.Smith	19.772
15	38 H.Soomer	20.430
16	81 L.Stapleford	20.571
17	6 C.Perolari	21.684
18	35 S.Hill	27.234
19	22 E.Lahti	27.946
20	77 W.Tessels	30.034
21	15 A.Coppola	31.213
22	34 J.Iturrioz	42.516
23	65 M.Canducci	42.988

Lap 12

1	11 S.Cortese	11:48'48.928
2	16 J.Cluzel	0.276
3	3 R.De Rosa	0.658
4	21 R.Krummenacher	3.874
5	144 L.Mahias	4.418
6	64 F.Caricasulo	4.790
7	86 A.Badovini	10.815
8	36 T.Gradinger	11.366
9	96 A.Irwin	17.335
10	32 S.Morais	17.851
11	84 L.Cresson	18.387
12	13 A.West	18.989
13	47 R.Hartog	20.167
14	111 K.Smith	20.827
15	81 L.Stapleford	21.705
16	38 H.Soomer	22.088
17	6 C.Perolari	22.921

27/05/2018

These data/results cannot be reproduced, stored and/or transmitted in whole or in part by any manner of electronic, mechanical, photocopying, recording, broadcasting or otherwise now known or herein after developed without the previous express consent by the copyright owner, except for reproduction in daily press and regular printed publications on sale to the public within 60 days of the event related to those data/results and always provided that copyright symbol appears together as follows below.

© DORNA WSBK ORGANIZATION Srl 2018

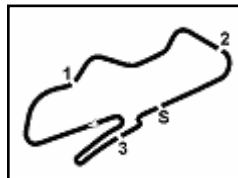
FCR PERUGIA TIMING



Official Tyre Supplier



Official Timekeeper


PROSECCO DOC UK Round, Donington Park 25-27 May 2018
World Supersport - Lap Chart Race

18	35	S.Hill	28.628	18	22	E.Lahti	36.702
19	22	E.Lahti	30.289	19	77	W.Tessels	40.056
20	77	W.Tessels	31.987	20	15	A.Coppola	41.321
21	15	A.Coppola	33.227	21	65	M.Canducci	53.369
22	65	M.Canducci	45.589	22	34	J.Iturrioz	53.679
23	34	J.Iturrioz	45.967				

21	65	M.Canducci	1'01.429
22	34	J.Iturrioz	1'02.796

Lap 13

1	11	S.Cortese	11:50'20.739
2	16	J.Cluzel	0.351
3	3	R.De Rosa	0.766
4	21	R.Krummenacher	3.246
5	144	L.Mahias	4.051
6	64	F.Caricasulo	4.434
7	86	A.Badovini	10.974
8	36	T.Gradinger	11.594
9	32	S.Morais	18.415
10	96	A.Irwin	18.608
11	84	L.Cresson	19.540
12	13	A.West	19.852
13	47	R.Hartog	21.446
14	111	K.Smith	21.536
15	81	L.Stapleford	22.472
16	38	H.Soomer	22.969
17	6	C.Perolari	23.645
18	35	S.Hill	30.501
19	22	E.Lahti	32.276
20	77	W.Tessels	33.871
21	15	A.Coppola	34.361
22	65	M.Canducci	47.854
23	34	J.Iturrioz	48.576

Lap 16

1	11	S.Cortese	11:54'55.668
2	3	R.De Rosa	0.772
3	16	J.Cluzel	1.130
4	144	L.Mahias	3.825
5	21	R.Krummenacher	4.181
6	64	F.Caricasulo	4.936
7	86	A.Badovini	12.018
8	36	T.Gradinger	12.768
9	32	S.Morais	20.810
10	96	A.Irwin	20.951
11	13	A.West	22.837
12	84	L.Cresson	23.026
13	111	K.Smith	25.877
14	38	H.Soomer	26.655
15	6	C.Perolari	27.468
16	81	L.Stapleford	28.788
17	35	S.Hill	35.688
18	22	E.Lahti	39.207
19	77	W.Tessels	43.611
20	15	A.Coppola	43.705
21	65	M.Canducci	56.068
22	34	J.Iturrioz	56.472

Lap 19

1	11	S.Cortese	11:59'29.808
2	16	J.Cluzel	1.362
3	3	R.De Rosa	2.035
4	21	R.Krummenacher	4.083
5	144	L.Mahias	4.507
6	64	F.Caricasulo	5.656
7	86	A.Badovini	14.016
8	36	T.Gradinger	15.149
9	32	S.Morais	23.512
10	96	A.Irwin	23.960
11	13	A.West	26.230
12	84	L.Cresson	27.774
13	111	K.Smith	31.364
14	38	H.Soomer	31.783
15	6	C.Perolari	31.995
16	81	L.Stapleford	32.401
17	35	S.Hill	42.125
18	22	E.Lahti	47.920
19	15	A.Coppola	52.617
20	77	W.Tessels	54.792
21	65	M.Canducci	1'04.554
22	34	J.Iturrioz	1'06.414

Lap 14

1	11	S.Cortese	11:51'52.500
2	16	J.Cluzel	0.172
3	3	R.De Rosa	0.519
4	144	L.Mahias	3.951
5	21	R.Krummenacher	4.538
6	64	F.Caricasulo	4.846
7	86	A.Badovini	10.861
8	36	T.Gradinger	11.475
9	32	S.Morais	18.819
10	96	A.Irwin	19.313
11	84	L.Cresson	20.426
12	13	A.West	20.783
13	47	R.Hartog	22.586
14	111	K.Smith	23.077
15	38	H.Soomer	23.844
16	81	L.Stapleford	24.051
17	6	C.Perolari	24.824
18	35	S.Hill	31.880
19	22	E.Lahti	34.318
20	15	A.Coppola	36.450
21	77	W.Tessels	36.677
22	65	M.Canducci	50.293
23	34	J.Iturrioz	50.580

Lap 17

1	11	S.Cortese	11:56'27.109
2	3	R.De Rosa	0.785
3	16	J.Cluzel	1.134
4	144	L.Mahias	3.509
5	21	R.Krummenacher	3.954
6	64	F.Caricasulo	4.992
7	86	A.Badovini	12.818
8	36	T.Gradinger	13.283
9	32	S.Morais	21.693
10	96	A.Irwin	21.944
11	13	A.West	23.977
12	84	L.Cresson	24.700
13	38	H.Soomer	27.595
14	111	K.Smith	27.805
15	6	C.Perolari	28.684
16	81	L.Stapleford	29.817
17	35	S.Hill	37.494
18	22	E.Lahti	42.073
19	77	W.Tessels	47.634
20	15	A.Coppola	47.709
21	65	M.Canducci	58.558
22	34	J.Iturrioz	58.956

Lap 20

1	11	S.Cortese	12:01'01.163
2	16	J.Cluzel	1.377
3	3	R.De Rosa	2.676
4	21	R.Krummenacher	4.618
5	144	L.Mahias	5.059
6	64	F.Caricasulo	7.003
7	86	A.Badovini	14.685
8	36	T.Gradinger	16.315
9	32	S.Morais	24.345
10	96	A.Irwin	25.107
11	13	A.West	27.825
12	84	L.Cresson	29.708
13	111	K.Smith	32.683
14	38	H.Soomer	32.922
15	6	C.Perolari	33.389
16	81	L.Stapleford	34.217
17	35	S.Hill	45.174
18	22	E.Lahti	51.162
19	15	A.Coppola	55.775
20	77	W.Tessels	59.715
21	65	M.Canducci	1'07.471
22	34	J.Iturrioz	1'10.148

Lap 15

1	11	S.Cortese	11:53'24.058
2	16	J.Cluzel	0.383
3	3	R.De Rosa	0.691
4	144	L.Mahias	3.672
5	21	R.Krummenacher	4.330
6	64	F.Caricasulo	4.732
7	86	A.Badovini	11.219
8	36	T.Gradinger	12.218
9	32	S.Morais	19.327
10	96	A.Irwin	20.082
11	84	L.Cresson	21.340
12	13	A.West	21.884
13	111	K.Smith	24.413
14	38	H.Soomer	25.529
15	6	C.Perolari	26.384
16	81	L.Stapleford	26.739
17	35	S.Hill	33.916

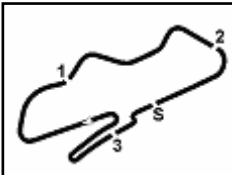
Lap 18

1	11	S.Cortese	11:57'58.475
2	3	R.De Rosa	1.018
3	16	J.Cluzel	1.321
4	144	L.Mahias	3.659
5	21	R.Krummenacher	3.940
6	64	F.Caricasulo	5.143
7	86	A.Badovini	13.632
8	36	T.Gradinger	14.220
9	32	S.Morais	22.488
10	96	A.Irwin	22.849
11	13	A.West	24.831
12	84	L.Cresson	25.920
13	38	H.Soomer	29.448
14	111	K.Smith	29.605
15	6	C.Perolari	29.947
16	81	L.Stapleford	30.928
17	35	S.Hill	39.920
18	22	E.Lahti	45.300
19	15	A.Coppola	49.943
20	77	W.Tessels	50.799

27/05/2018

These data/results cannot be reproduced, stored and/or transmitted in whole or in part by any manner of electronic, mechanical, photocopying, recording, broadcasting or otherwise now known or herein after developed without the previous express consent by the copyright owner, except for reproduction in daily press and regular printed publications on sale to the public within 60 days of the event related to those data/results and always provided that copyright symbol appears together as follows below.

© DORNA WSBK ORGANIZATION Srl 2018



PROSECCO DOC UK Round, Donington Park 25-27 May 2018

World Supersport - Best Sectors & Speed Race

RESULTS

Pos	Rank	Name	Motorcycle	Laps	Time
1	11	S. CORTESE	Yamaha YZF R6	20	
2	16	J. CLUZEL	Yamaha YZF R6	1	1.377
3	3	R. DE ROSA	MV Agusta F3 675	2	2.676
4	21	R. KRUMMENACHER	Yamaha YZF R6	4	4.618
5	144	L. MAHIAS	Yamaha YZF R6	5	5.059
6	64	F. CARICASULO	Yamaha YZF R6	6	7.003
7	86	A. BADOVINI	MV Agusta F3 675	14	14.685
8	36	T. GRADINGER	Yamaha YZF R6	16	16.315
9	32	S. MORAIS	Kawasaki ZX-6R	24	24.345
10	96	A. IRWIN	Honda CBR600RR	25	25.107
11	13	A. WEST	Kawasaki ZX-6R	27	27.825
12	84	L. CRESSON	Yamaha YZF R6	29	29.708
13	111	K. SMITH	Honda CBR600RR	32	32.883
14	38	H. SOOMER	Honda CBR600RR	32	32.922
15	6	C. PEROLARI	Yamaha YZF R6	33	33.389
16	81	L. STAPLEFORD	Yamaha YZF R6	34	34.217
17	35	S. HILL	Triumph Daytona 675	45	45.174
18	22	E. LAHTI	Suzuki GSX-R600	51	51.162
19	15	A. COPPOLA	Yamaha YZF R6	55	55.775
20	77	W. TESSELS	Kawasaki ZX-6R	59	59.715
21	65	M. CANDUCCI	Kawasaki ZX-6R	107	107.471
22	34	J. ITURRIOZ	Kawasaki ZX-6R	110	110.148
RET	47	R. HARTOG	Kawasaki ZX-6R	6	Laps
RET	78	H. OKUBO	Kawasaki ZX-6R	16	Laps
RET	74	J. VAN SIKKELERUS	Honda CBR600RR	19	Laps
RET	61	R. VICKERS	Honda CBR600RR	19	Laps
RET	10	N. CALERO	Kawasaki ZX-6R		

SPEED

Pos	Rank	Name	Motorcycle	Time
1	16	J. CLUZEL	Yamaha YZF R6	248.3
2	84	L. CRESSON	Yamaha YZF R6	248.3
3	36	T. GRADINGER	Yamaha YZF R6	247.2
4	32	S. MORAIS	Kawasaki ZX-6R	246.1
5	22	E. LAHTI	Suzuki GSX-R600	246.1
6	81	L. STAPLEFORD	Yamaha YZF R6	244.9
7	21	R. KRUMMENACHER	Yamaha YZF R6	243.8
8	3	R. DE ROSA	MV Agusta F3 675	243.8
9	64	F. CARICASULO	Yamaha YZF R6	243.8
10	86	A. BADOVINI	MV Agusta F3 675	243.8
11	38	H. SOOMER	Honda CBR600RR	243.8
12	47	R. HARTOG	Kawasaki ZX-6R	243.8
13	13	A. WEST	Kawasaki ZX-6R	243.3
14	6	C. PEROLARI	Yamaha YZF R6	243.3
15	111	K. SMITH	Honda CBR600RR	243.3
16	11	S. CORTESE	Yamaha YZF R6	242.7
17	96	A. IRWIN	Honda CBR600RR	242.2
18	144	L. MAHIAS	Yamaha YZF R6	241.6
19	78	H. OKUBO	Kawasaki ZX-6R	241.6
20	15	A. COPPOLA	Yamaha YZF R6	241.6
21	61	R. VICKERS	Honda CBR600RR	241.1
22	65	M. CANDUCCI	Kawasaki ZX-6R	241.1
23	77	W. TESSELS	Kawasaki ZX-6R	239.5
24	34	J. ITURRIOZ	Kawasaki ZX-6R	239.0
25	35	S. HILL	Triumph Daytona 675	238.4
26	74	J. VAN SIKKELERUS	Honda CBR600RR	238.4

SEG. 1

1	11	S. CORTESE	19.454
2	36	T. GRADINGER	19.523
3	21	R. KRUMMENACHER	19.525
4	16	J. CLUZEL	19.531
5	3	R. DE ROSA	19.589
6	144	L. MAHIAS	19.625
7	64	F. CARICASULO	19.654
8	38	H. SOOMER	19.674
9	47	R. HARTOG	19.694
10	78	H. OKUBO	19.697
11	35	S. HILL	19.705
12	86	A. BADOVINI	19.713
13	111	K. SMITH	19.748
14	32	S. MORAIS	19.759
15	84	L. CRESSON	19.760
16	6	C. PEROLARI	19.763
17	96	A. IRWIN	19.790
18	81	L. STAPLEFORD	19.876
19	77	W. TESSELS	19.894
20	22	E. LAHTI	19.929
21	15	A. COPPOLA	19.937
22	13	A. WEST	19.953
23	65	M. CANDUCCI	20.082
24	34	J. ITURRIOZ	20.127
25	61	R. VICKERS	20.142
26	74	J. VAN SIKKELERUS	20.180

SEG. 2

1	3	R. DE ROSA	24.599
2	11	S. CORTESE	24.643
3	64	F. CARICASULO	24.705
4	16	J. CLUZEL	24.813
5	144	L. MAHIAS	24.814
6	21	R. KRUMMENACHER	24.828
7	86	A. BADOVINI	24.850
8	78	H. OKUBO	24.898
9	32	S. MORAIS	24.898
10	36	T. GRADINGER	24.900
11	6	C. PEROLARI	24.914
12	47	R. HARTOG	24.946
13	13	A. WEST	24.986
14	96	A. IRWIN	24.989
15	111	K. SMITH	25.046
16	38	H. SOOMER	25.055
17	35	S. HILL	25.113
18	81	L. STAPLEFORD	25.129
19	84	L. CRESSON	25.135
20	77	W. TESSELS	25.142
21	22	E. LAHTI	25.164
22	15	A. COPPOLA	25.289
23	34	J. ITURRIOZ	25.332
24	65	M. CANDUCCI	25.364
25	74	J. VAN SIKKELERUS	26.190
26	61	R. VICKERS	26.700

SEG. 3

1	64	F. CARICASULO	22.679
2	144	L. MAHIAS	22.685
3	21	R. KRUMMENACHER	22.700
4	81	L. STAPLEFORD	22.818
5	16	J. CLUZEL	22.825
6	3	R. DE ROSA	22.833
7	36	T. GRADINGER	22.836
8	78	H. OKUBO	22.836
9	11	S. CORTESE	22.879
10	47	R. HARTOG	22.909
11	86	A. BADOVINI	22.930
12	111	K. SMITH	22.959
13	32	S. MORAIS	22.976
14	96	A. IRWIN	22.991
15	84	L. CRESSON	23.016
16	13	A. WEST	23.038
17	22	E. LAHTI	23.040
18	38	H. SOOMER	23.070
19	6	C. PEROLARI	23.079
20	35	S. HILL	23.094
21	77	W. TESSELS	23.283
22	15	A. COPPOLA	23.316
23	65	M. CANDUCCI	23.430
24	34	J. ITURRIOZ	23.461
25	61	R. VICKERS	24.063
26	74	J. VAN SIKKELERUS	24.384

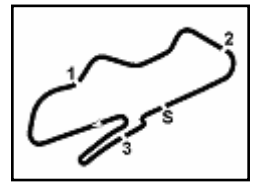
SEG. 4

1	16	J. CLUZEL	23.658
2	86	A. BADOVINI	23.703
3	11	S. CORTESE	23.728
4	144	L. MAHIAS	23.736
5	3	R. DE ROSA	23.778
6	21	R. KRUMMENACHER	23.790
7	64	F. CARICASULO	23.818
8	36	T. GRADINGER	23.948
9	84	L. CRESSON	23.977
10	13	A. WEST	24.024
11	78	H. OKUBO	24.047
12	32	S. MORAIS	24.048
13	15	A. COPPOLA	24.095
14	38	H. SOOMER	24.134
15	96	A. IRWIN	24.159
16	6	C. PEROLARI	24.177
17	111	K. SMITH	24.239
18	35	S. HILL	24.245
19	81	L. STAPLEFORD	24.278
20	47	R. HARTOG	24.285
21	22	E. LAHTI	24.351
22	65	M. CANDUCCI	24.446
23	34	J. ITURRIOZ	24.583
24	77	W. TESSELS	24.585
25	61	R. VICKERS	25.019
26	74	J. VAN SIKKELERUS	25.078

27/05/2018

These data/results cannot be reproduced, stored and/or transmitted in whole or in part by any manner of electronic, mechanical, photocopying, recording, broadcasting or otherwise now known or herein after developed without the previous express consent by the copyright owner, except for reproduction in daily press and regular printed publications on sale to the public within 60 days of the event related to those data/results and always provided that copyright symbol appears together as follows below.

© DORNA WSBK ORGANIZATION Srl 2018



PROSECCO DOC UK Round, Donington Park 25-27 May 2018

World Supersport - Chronological Analysis Race

Donington Park 4.023 m

Start at 11:30'30.363

1 / 5

1° 11 S. CORTESE (1'30.913)							
Lap	Seg.1	Seg.2	Seg.3	Seg.4	Lap Time	km/h	Local Time
1		25.000	23.034	23.882	1'34.885	241,6	11:32'05.248
2	19.477	24.678	22.958	23.800	1'30.913	241,6	11:33'36.161
3	19.551	24.643	22.931	23.910	1'31.035	242,2	11:35'07.196
4	19.523	24.725	22.879	23.829	1'30.956	242,2	11:36'38.152
5	19.494	24.779	23.004	23.935	1'31.212	242,2	11:38'09.364
6	19.533	24.796	23.046	23.926	1'31.301	241,1	11:39'40.665
7	19.505	24.852	22.925	23.903	1'31.185	241,6	11:41'11.850
8	19.454	25.031	23.209	23.728	1'31.422	235,3	11:42'43.272
9	19.590	24.755	22.973	23.733	1'31.051	239,5	11:44'14.323
10	19.574	24.914	23.047	23.841	1'31.376	239,5	11:45'45.699
11	19.621	24.927	23.167	23.990	1'31.705	240,0	11:47'17.404
12	19.650	24.876	23.097	23.901	1'31.524	240,6	11:48'48.928
13	19.750	25.109	23.071	23.881	1'31.811	239,0	11:50'20.739
14	19.765	24.992	23.129	23.875	1'31.761	241,1	11:51'52.500
15	19.721	25.075	22.956	23.806	1'31.558	240,0	11:53'24.058
16	19.824	24.930	23.023	23.833	1'31.610	239,5	11:54'55.668
17	19.656	24.883	22.977	23.925	1'31.441	241,1	11:56'27.109
18	19.694	24.804	23.055	23.813	1'31.366	241,6	11:57'58.475
19	19.638	24.851	22.923	23.921	1'31.333	240,6	11:59'29.808
20	19.690	24.749	22.991	23.925	1'31.355	242,7	12:01'01.163

17	19.781	24.669	22.899	24.105	1'31.454	239,0	11:56'27.894
18	19.801	24.906	22.983	23.909	1'31.599	239,5	11:57'59.493
19	19.785	24.989	23.200	24.376	1'32.350	239,0	11:59'31.843
20	19.912	24.857	22.946	24.281	1'31.996	242,7	12:01'03.839

2° 16 J. CLUZEL (1'30.958)							
Lap	Seg.1	Seg.2	Seg.3	Seg.4	Lap Time	km/h	Local Time
1		24.872	22.825	23.722	1'34.103	242,2	11:32'04.466
2	19.531	24.888	22.845	23.694	1'30.958	241,6	11:33'35.424
3	19.556	24.914	22.976	23.742	1'31.188	242,7	11:35'06.612
4	19.597	24.846	22.892	23.658	1'30.993	244,4	11:36'37.605
5	19.636	24.987	22.945	23.788	1'31.356	243,3	11:38'08.961
6	19.640	24.922	22.962	23.732	1'31.256	243,3	11:39'40.217
7	19.606	24.972	22.854	23.768	1'31.200	243,8	11:41'11.417
8	19.726	25.015	23.591	23.875	1'32.207	233,8	11:42'43.624
9	19.578	24.847	22.916	23.860	1'31.201	243,8	11:44'14.825
10	19.613	24.915	22.943	23.865	1'31.336	244,4	11:45'46.161
11	19.619	24.938	22.967	23.874	1'31.398	245,5	11:47'17.559
12	19.633	25.030	23.038	23.944	1'31.645	244,4	11:48'49.204
13	19.647	25.244	23.130	23.865	1'31.886	243,8	11:50'21.090
14	19.648	24.952	23.005	23.977	1'31.582	245,5	11:51'52.672
15	19.723	25.105	22.933	24.008	1'31.769	244,9	11:53'24.441
16	19.747	25.749	22.903	23.958	1'32.357	245,5	11:54'56.798
17	19.720	24.813	22.902	24.010	1'31.445	247,2	11:56'28.243
18	19.817	24.956	22.945	23.835	1'31.553	247,8	11:57'59.796
19	19.671	24.951	22.871	23.881	1'31.374	248,3	11:59'31.170
20	19.637	24.921	22.946	23.866	1'31.370	247,2	12:01'02.540

4° 21 R. KRUMMENACHER (1'31.045)							
Lap	Seg.1	Seg.2	Seg.3	Seg.4	Lap Time	km/h	Local Time
1		25.290	23.028	24.268	1'36.280	243,3	11:32'06.643
2	19.676	24.968	22.919	24.054	1'31.617	243,3	11:33'38.260
3	19.737	25.033	22.837	24.069	1'31.676	243,8	11:35'09.936
4	19.556	24.864	22.700	23.925	1'31.045	242,2	11:36'40.981
5	19.649	24.884	22.821	23.909	1'31.263	241,1	11:38'12.244
6	19.680	25.047	22.955	24.027	1'31.709	240,6	11:39'43.953
7	19.595	24.956	22.805	24.149	1'31.505	241,6	11:41'15.458
8	19.708	25.032	22.920	24.045	1'31.705	242,2	11:42'47.163
9	19.855	24.970	22.817	23.889	1'31.531	238,4	11:44'18.694
10	19.657	24.954	22.888	23.880	1'31.379	239,5	11:45'50.073
11	19.625	25.119	22.826	23.790	1'31.360	239,5	11:47'21.433
12	19.679	25.041	22.739	23.910	1'31.369	240,0	11:48'52.802
13	19.626	24.934	22.782	23.841	1'31.183	239,0	11:50'23.985
14	19.625	26.542	22.872	24.014	1'33.053	240,6	11:51'57.038
15	19.633	24.923	22.818	23.976	1'31.350	240,6	11:53'28.388
16	19.682	24.828	22.903	24.048	1'31.461	240,6	11:54'59.849
17	19.525	24.854	22.911	23.924	1'31.214	241,6	11:56'31.063
18	19.620	24.870	22.833	24.029	1'31.352	242,7	11:58'02.415
19	19.627	25.030	22.813	24.006	1'31.476	242,7	11:59'33.891
20	19.613	25.453	22.756	24.068	1'31.890	242,7	12:01'05.781

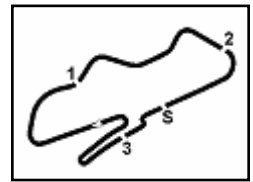
3° 3 R. DE ROSA (1'30.981)							
Lap	Seg.1	Seg.2	Seg.3	Seg.4	Lap Time	km/h	Local Time
1		24.972	22.943	24.158	1'35.303	243,8	11:32'05.666
2	19.749	24.769	22.861	23.892	1'31.271	239,0	11:33'36.937
3	19.711	24.628	22.833	23.840	1'31.012	241,6	11:35'07.949
4	19.653	24.599	22.906	23.823	1'30.981	241,6	11:36'38.930
5	19.724	24.651	23.056	23.872	1'31.303	237,9	11:38'10.233
6	19.828	24.796	22.839	23.778	1'31.241	239,5	11:39'41.474
7	19.673	24.688	22.837	23.825	1'31.023	239,5	11:41'12.497
8	19.657	24.820	23.108	23.944	1'31.529	241,1	11:42'44.026
9	19.641	24.755	22.881	23.951	1'31.228	240,6	11:44'15.254
10	19.661	24.805	22.888	23.940	1'31.294	241,1	11:45'46.548
11	19.620	24.760	22.980	23.974	1'31.334	242,7	11:47'17.882
12	19.667	24.849	22.996	24.192	1'31.704	243,8	11:48'49.586
13	19.589	25.096	23.216	24.018	1'31.919	241,6	11:50'21.505
14	19.677	24.762	23.101	23.974	1'31.514	243,8	11:51'53.019
15	19.778	24.923	22.984	24.045	1'31.730	243,3	11:53'24.749
16	19.753	24.931	22.940	24.067	1'31.691	239,0	11:54'56.440

5° 144 L. MAHIAS (1'31.125)							
Lap	Seg.1	Seg.2	Seg.3	Seg.4	Lap Time	km/h	Local Time
1		25.038	22.872	24.305	1'35.636	241,6	11:32'05.999
2	19.707	25.023	23.036	23.862	1'31.628	235,8	11:33'37.627
3	19.731	25.080	22.798	23.909	1'31.518	236,3	11:35'09.145
4	19.704	24.948	22.755	23.873	1'31.280	237,4	11:36'40.425
5	19.780	24.916	22.941	23.856	1'31.493	235,3	11:38'11.918
6	19.803	25.115	22.907	23.834	1'31.659	235,8	11:39'43.577
7	19.799	24.953	22.819	24.088	1'31.659	237,4	11:41'15.236
8	19.799	25.013	22.888	23.970	1'31.670	236,9	11:42'46.906
9	20.019	25.347	22.939	23.883	1'32.188	236,9	11:44'19.094
10	19.733	24.928	22.812	23.944	1'31.417	238,4	11:45'50.511
11	19.625	25.038	22.814	23.938	1'31.415	239,5	11:47'21.926
12	19.728	24.909	22.778	24.005	1'31.420	239,0	11:48'53.346
13	19.773	24.932	22.811	23.928	1'31.444	236,3	11:50'24.790
14	19.767	25.135	22.918	23.841	1'31.661	236,9	11:51'56.451
15	19.761	25.003	22.685	23.830	1'31.279	236,3	11:53'27.730
16	19.862	24.969	22.919	24.013	1'31.763	235,3	11:54'59.493
17	19.691	24.814	22.884	23.736	1'31.125	236,3	11:56'30.618
18	19.775	24.915	22.829	23.997	1'31.516	237,4	11:58'02.134
19	19.751	25.002	22.926	24.502	1'32.181	236,3	11:59'34.315
20	19.737	25.121	22.898	24.151	1'31.907	238,4	12:01'06.222

6° 64 F. CARICASULO (1'31.203)							
Lap	Seg.1	Seg.2	Seg.3	Seg.4	Lap Time	km/h	Local Time
1		25.455	23.096	24.552	1'37.124	243,8	11:32'07.487
2	19.859	24.867	22.897	23.877	1'31.500	239,0	11:33'38.987
3	19.804	24.788	22.816	24.023	1'31.431	239,5	11:35'10.418
4	19.943	24.755	22.947	23.818	1'31.463	238,4	11:36'41.881
5	19.727	24.705	22.946	23.825	1'31.203	238,4	11:38'13.084
6	19.743	24.891	22.832	24.024	1'31.490	239,5	11:39'44.574
7	19.791	24.895	22.838	23.864	1'31.388	240,0	11:41'15.962
8	19.757	24.889	22.985	24.043	1'31.674	240,0	11:42'47.636
9	19.717	25.111	22.969	24.018	1'31.815	240,0	11:44'19.451
10	19.690	24.932	22.699	24.117	1'31.438	241,1	11:45'50.889
11	19.654	24.977	22.679	23.989	1'31.299	241,6	11:47'22.188

27/05/2018 P = Pits In/Out - C = Lap Time Cancelled

These data/results cannot be reproduced, stored and/or transmitted in whole or in part by any manner of electronic, mechanical, photocopy



PROSECCO DOC UK Round, Donington Park 25-27 May 2018

World Supersport - Chronological Analysis Race

Donington Park 4.023 m

Start at 11:30'30.363

2 / 5

Lap	Seg.1	Seg.2	Seg.3	Seg.4	Lap Time	km/h	Local Time
12	19.763	24.872	22.708	24.187	1'31.530	242,2	11:48'53.718
13	19.811	24.803	22.842	23.999	1'31.455	240,6	11:50'25.173
14	19.720	25.429	23.044	23.980	1'32.173	240,0	11:51'57.346
15	19.730	24.823	22.788	24.103	1'31.444	239,5	11:53'28.790
16	19.950	24.870	22.949	24.045	1'31.814	239,5	11:55'00.604
17	19.700	24.875	23.006	23.916	1'31.497	239,5	11:56'32.101
18	19.851	24.884	22.819	23.963	1'31.517	240,6	11:58'03.618
19	19.799	25.121	22.973	23.953	1'31.846	240,0	11:59'35.464
20	19.861	25.191	23.091	24.559	1'32.702	241,1	12:01'08.166

7° 86 A. BADOVINI (1'31.470)

Lap	Seg.1	Seg.2	Seg.3	Seg.4	Lap Time	km/h	Local Time
1		25.845	23.365	24.253	1'37.689	243,8	11:32'08.052
2	19.781	24.962	23.061	23.814	1'31.618	239,0	11:33'39.670
3	19.758	24.987	23.045	24.171	1'31.961	239,5	11:35'11.631
4	19.721	24.965	22.930	23.854	1'31.470	240,0	11:36'43.101
5	19.744	25.303	23.060	23.875	1'31.982	237,9	11:38'15.083
6	19.861	24.903	23.018	24.074	1'31.856	237,4	11:39'46.939
7	19.802	24.929	22.960	23.928	1'31.619	237,4	11:41'18.558
8	19.713	24.974	22.950	24.053	1'31.690	239,0	11:42'50.248
9	19.878	25.105	23.150	24.166	1'32.299	237,4	11:44'22.547
10	19.886	25.183	23.424	24.231	1'32.724	236,9	11:45'55.271
11	19.774	25.287	23.090	24.088	1'32.239	237,4	11:47'27.510
12	20.052	25.061	23.115	24.005	1'32.233	236,3	11:48'59.743
13	19.919	25.045	23.131	23.875	1'31.970	235,3	11:50'31.713
14	19.966	24.949	23.030	23.703	1'31.648	236,3	11:52'03.361
15	19.871	24.850	23.145	24.050	1'31.916	234,8	11:53'35.277
16	20.110	25.122	23.114	24.063	1'32.409	234,3	11:55'07.686
17	19.917	25.037	23.166	24.121	1'32.241	235,3	11:56'39.927
18	20.130	25.112	22.989	23.949	1'32.180	236,9	11:58'12.107
19	20.039	24.883	23.053	23.742	1'31.717	236,3	11:59'43.824
20	19.949	24.998	23.114	23.963	1'32.024	237,9	12:01'15.848

8° 36 T. GRADINGER (1'31.605)

Lap	Seg.1	Seg.2	Seg.3	Seg.4	Lap Time	km/h	Local Time
1		25.949	23.251	24.375	1'37.366	247,2	11:32'07.729
2	19.720	25.054	22.836	24.038	1'31.648	244,4	11:33'39.377
3	19.569	24.943	22.957	24.136	1'31.605	241,1	11:35'10.982
4	19.669	24.900	22.936	24.446	1'31.951	241,6	11:36'42.933
5	19.741	25.195	23.055	23.948	1'31.939	240,0	11:38'14.872
6	19.598	24.973	22.931	24.118	1'31.620	240,6	11:39'46.492
7	19.523	24.992	23.019	24.096	1'31.630	239,5	11:41'18.122
8	19.651	25.245	22.863	24.249	1'32.008	241,6	11:42'50.130
9	19.769	25.184	23.065	24.304	1'32.322	239,5	11:44'22.452
10	19.778	25.240	23.349	24.287	1'32.654	237,9	11:45'55.106
11	19.797	25.231	23.002	24.515	1'32.545	242,7	11:47'27.651
12	20.034	25.265	22.931	24.413	1'32.643	241,1	11:49'00.294
13	19.722	25.348	22.886	24.083	1'32.039	242,2	11:50'32.333
14	19.739	24.928	22.885	24.090	1'31.642	243,3	11:52'03.975
15	19.666	25.103	23.279	24.253	1'32.301	241,1	11:53'36.276
16	19.786	25.039	22.965	24.370	1'32.160	240,6	11:55'08.436
17	19.747	24.943	22.945	24.321	1'31.956	241,6	11:56'40.392
18	19.764	25.265	22.963	24.311	1'32.303	240,6	11:58'12.695
19	19.693	25.088	23.018	24.463	1'32.262	242,7	11:59'44.957
20	19.771	25.048	23.200	24.502	1'32.521	243,8	12:01'17.478

9° 32 S. MORAIS (1'31.880)

Lap	Seg.1	Seg.2	Seg.3	Seg.4	Lap Time	km/h	Local Time
1		25.903	24.076	25.782	1'40.513	246,1	11:32'10.876
2	20.004	25.285	23.457	24.243	1'32.989	242,7	11:33'43.865
3	19.806	25.082	22.976	24.165	1'32.029	241,6	11:35'15.894
4	19.759	25.019	23.220	24.751	1'32.749	243,3	11:36'48.643
5	19.814	25.072	23.103	24.349	1'32.338	239,0	11:38'20.981
6	19.834	25.118	23.256	24.515	1'32.723	243,8	11:39'53.704

10° 96 A. IRWIN (1'32.133)

Lap	Seg.1	Seg.2	Seg.3	Seg.4	Lap Time	km/h	Local Time
1		25.845	23.440	24.624	1'38.015	242,2	11:32'08.378
2	19.898	24.989	22.996	24.250	1'32.133	238,4	11:33'40.511
3	19.820	25.092	23.122	24.381	1'32.415	236,9	11:35'12.926
4	19.790	25.111	23.058	24.276	1'32.235	236,3	11:36'45.161
5	19.923	25.377	23.081	24.270	1'32.651	234,8	11:38'17.812
6	19.923	25.246	23.028	24.267	1'32.464	234,3	11:39'50.276
7	19.938	25.208	23.120	24.159	1'32.425	232,8	11:41'22.701
8	19.993	25.366	23.171	24.248	1'32.778	234,8	11:42'55.479
9	20.107	25.375	23.182	24.262	1'32.926	234,3	11:44'28.405
10	19.998	25.351	23.096	24.241	1'32.686	232,8	11:46'01.091
11	20.024	25.214	23.095	24.170	1'32.503	235,8	11:47'33.594
12	19.938	25.301	23.116	24.314	1'32.669	235,3	11:49'06.263
13	20.069	25.372	23.183	24.460	1'33.084	233,3	11:50'39.347
14	19.911	25.212	22.991	24.352	1'32.466	239,0	11:52'11.813
15	19.917	25.076	23.032	24.302	1'32.327	236,3	11:53'44.140
16	19.928	25.129	23.076	24.346	1'32.479	236,3	11:55'16.619
17	19.943	25.061	23.047	24.383	1'32.434	238,4	11:56'49.053
18	19.859	25.079	23.143	24.190	1'32.271	238,4	11:58'21.324
19	19.900	25.169	23.071	24.304	1'32.444	239,0	11:59'53.768
20	19.808	25.027	23.203	24.464	1'32.502	238,4	12:01'26.270

11° 13 A. WEST (1'32.220)

Lap	Seg.1	Seg.2	Seg.3	Seg.4	Lap Time	km/h	Local Time
1		26.243	23.791	24.221	1'38.881	243,3	11:32'09.244
2	19.959	25.210	23.231	24.103	1'32.503	243,3	11:33'41.747
3	19.991	25.257	23.038	24.563	1'32.849	243,3	11:35'14.596
4	19.956	25.100	23.046	24.247	1'32.349	240,0	11:36'46.945
5	19.996	25.257	23.067	24.301	1'32.621	240,0	11:38'19.566
6	20.011	25.175	23.233	24.024	1'32.443	236,3	11:39'52.009
7	20.048	25.104	23.156	24.042	1'32.350	236,3	11:41'24.359
8	19.983	25.248	23.112	24.058	1'32.401	237,9	11:42'56.760
9	19.994	25.012	23.125	24.150	1'32.281	236,9	11:44'29.041
10	20.080	25.255	23.271	24.488	1'33.094	235,8	11:46'02.135
11	20.287	25.570	23.117	24.404	1'33.378	241,6	11:47'35.513
12	19.995	25.000	23.272	24.137	1'32.404	239,5	11:49'07.917
13	20.182	25.130	23.139	24.223	1'32.674	240,0	11:50'40.591
14	19.953	25.304	23.152	24.283	1'32.692	242,2	11:52'13.283
15	20.101	25.053	23.181	24.324	1'32.659	239,0	11:53'45.942
16	20.014	25.054	23.092	24.403	1'32.563	240,6	11:55'18.505
17	20.085	25.170	23.231	24.095	1'32.581	236,9	11:56'51.086
18	20.028	24.986	23.118	24.088	1'32.220	239,5	11:58'23.306
19	20.063	25.199	23.233	24.237	1'32.732	239,0	11:59'56.038
20	20.125	25.327	23.242	24.256	1'32.950	239,0	12:01'28.988

12° 84 L. CRESSON (1'32.222)

Lap	Seg.1	Seg.2	Seg.3	Seg.4	Lap Time	km/h	Local Time
1		25.853	23.497	24.450	1'38.134	248,3	11:32'08.497

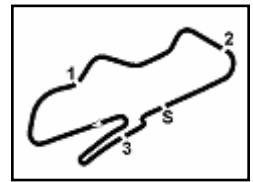
27/05/2018

P = Pits In/Out - C = Lap Time Cancelled

These data/results cannot be reproduced, stored and/or transmitted in whole or in part by any manner of electronic, mechanical, photocopying, recording, broadcasting or otherwise now known or herein after developed without the previous express consent by the copyright owner, except for reproduction in daily press and regular printed publications on sale to the public within 60 days of the event related to those data/results and always provided that copyright symbol appears together as follows below.

© DORNA WSBK ORGANIZATION Srl 2018





Donington Park 4.023 m

PROSECCO DOC UK Round, Donington Park 25-27 May 2018

World Supersport - Chronological Analysis Race

Start at 11:30'30.363

3 / 5

Lap	Seg.1	Seg.2	Seg.3	Seg.4	Lap Time	km/h	Local Time
2	20.177	25.572	23.260	24.486	1'33.495	244,9	11:33'41.992
3	19.839	25.420	23.105	24.424	1'32.788	246,1	11:35'14.780
4	19.942	25.135	23.165	24.363	1'32.605	246,6	11:36'47.385
5	19.760	25.233	23.123	24.566	1'32.682	242,7	11:38'20.067
6	19.801	25.412	23.142	23.977	1'32.332	242,7	11:39'52.399
7	19.763	25.233	23.253	24.032	1'32.281	243,3	11:41'24.680
8	19.791	25.382	23.016	24.234	1'32.423	242,7	11:42'57.103
9	19.901	25.185	23.091	24.045	1'32.222	242,2	11:44'29.325
10	19.913	25.416	23.247	24.350	1'32.926	243,8	11:46'02.251
11	19.902	25.314	23.179	24.347	1'32.742	242,2	11:47'34.993
12	19.907	25.276	23.099	24.040	1'32.322	242,2	11:49'07.315
13	20.031	25.510	23.196	24.227	1'32.964	242,2	11:50'40.279
14	19.995	25.453	23.149	24.050	1'32.647	240,0	11:52'12.926
15	19.934	25.227	23.147	24.164	1'32.472	240,6	11:53'45.398
16	20.032	25.361	23.202	24.701	1'33.296	240,0	11:55'18.694
17	20.029	25.242	23.487	24.357	1'33.115	244,4	11:56'51.809
18	19.797	25.348	23.258	24.183	1'32.586	243,3	11:58'24.395
19	19.932	25.369	23.434	24.452	1'33.187	240,0	11:59'57.582
20	20.000	25.393	23.597	24.299	1'33.289	243,3	12:01'30.871

13° 111 K. SMITH (1'32.469)

Lap	Seg.1	Seg.2	Seg.3	Seg.4	Lap Time	km/h	Local Time
1		25.818	23.506	24.656	1'38.477	243,3	11:32'08.840
2	19.946	25.310	23.030	24.301	1'32.587	238,4	11:33'41.427
3	20.079	25.279	22.986	24.919	1'33.263	237,4	11:35'14.690
4	20.148	25.116	23.734	24.646	1'33.644	240,0	11:36'48.334
5	19.986	25.585	23.067	24.350	1'32.988	238,4	11:38'21.322
6	19.965	25.057	23.190	24.535	1'32.747	240,0	11:39'54.069
7	20.044	25.288	23.308	24.346	1'32.986	241,6	11:41'27.055
8	19.780	25.272	22.981	24.480	1'32.513	240,0	11:42'59.568
9	19.837	25.273	23.267	24.287	1'32.664	239,5	11:44'32.232
10	19.748	25.126	23.161	24.434	1'32.469	239,5	11:46'04.701
11	19.762	25.154	23.230	24.329	1'32.475	242,7	11:47'37.176
12	19.888	25.119	23.186	24.386	1'32.579	236,3	11:49'09.755
13	20.029	25.122	22.959	24.410	1'32.520	237,4	11:50'42.275
14	20.107	25.524	23.151	24.520	1'33.302	239,5	11:52'15.577
15	19.776	25.542	23.107	24.469	1'32.894	235,3	11:53'48.471
16	19.986	25.046	23.755	24.287	1'33.074	234,3	11:55'21.545
17	20.342	25.128	23.327	24.572	1'33.369	233,8	11:56'54.914
18	19.950	25.221	23.356	24.639	1'33.166	241,6	11:58'28.080
19	19.968	25.712	23.173	24.239	1'33.092	240,6	12:00'01.172
20	19.836	25.310	23.035	24.493	1'32.674	234,8	12:01'33.846

14° 38 H. SOOMER (1'32.381)

Lap	Seg.1	Seg.2	Seg.3	Seg.4	Lap Time	km/h	Local Time
1		25.787	24.199	24.472	1'39.155	243,8	11:32'09.518
2	19.857	25.134	23.317	24.461	1'32.769	241,6	11:33'42.287
3	19.727	25.503	23.070	24.518	1'32.818	240,0	11:35'15.105
4	19.910	25.145	23.299	24.194	1'32.548	242,2	11:36'47.653
5	19.810	25.124	23.140	24.763	1'32.837	239,0	11:38'20.490
6	20.030	25.152	23.234	24.587	1'33.003	238,4	11:39'53.493
7	20.215	25.448	23.130	24.273	1'33.066	237,4	11:41'26.559
8	19.791	25.277	23.097	24.730	1'32.895	239,0	11:42'59.454
9	19.836	25.155	23.339	24.233	1'32.563	236,9	11:44'32.017
10	19.746	25.210	23.115	24.345	1'32.416	238,4	11:46'04.433
11	19.674	25.427	23.657	24.643	1'33.401	240,0	11:47'37.834
12	20.249	25.359	23.120	24.454	1'33.182	237,4	11:49'11.016
13	19.940	25.098	23.132	24.522	1'32.692	238,4	11:50'43.708
14	19.849	25.223	23.168	24.396	1'32.636	239,5	11:52'16.344
15	19.934	25.832	23.234	24.243	1'33.243	236,3	11:53'49.587
16	20.081	25.122	23.277	24.256	1'32.736	234,8	11:55'22.323
17	19.879	25.138	23.230	24.134	1'32.381	236,9	11:56'54.704
18	20.045	25.220	23.602	24.352	1'33.219	238,4	11:58'27.923
19	19.995	25.646	23.446	24.581	1'33.668	237,4	12:00'01.591

15° 6 C. PEROLARI (1'32.208)

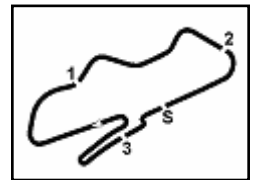
Lap	Seg.1	Seg.2	Seg.3	Seg.4	Lap Time	km/h	Local Time
1		26.391	23.615	24.596	1'39.594	239,5	11:32'09.957
2	20.779	25.274	23.353	24.696	1'34.102	237,9	11:33'44.059
3	19.763	25.140	23.088	24.217	1'32.208	240,0	11:35'16.267
4	19.810	24.914	23.189	24.559	1'32.472	239,0	11:36'48.739
5	19.917	25.449	23.129	24.721	1'33.216	235,8	11:38'21.955
6	19.855	25.248	23.144	24.247	1'32.494	236,9	11:39'54.449
7	19.942	25.200	23.453	24.289	1'32.884	236,9	11:41'27.333
8	19.843	25.179	23.111	24.351	1'32.484	243,3	11:42'59.817
9	19.845	25.326	23.246	24.341	1'32.758	237,4	11:44'32.575
10	20.867	25.239	23.219	24.504	1'33.829	235,8	11:46'06.404
11	19.979	25.215	23.079	24.411	1'32.684	236,9	11:47'39.088
12	20.053	25.199	23.253	24.256	1'32.761	235,8	11:49'11.849
13	19.951	25.254	23.153	24.177	1'32.535	236,3	11:50'44.384
14	20.212	25.263	23.136	24.329	1'32.940	236,9	11:52'17.324
15	19.962	25.647	23.091	24.418	1'33.118	237,4	11:53'50.442
16	19.960	25.152	23.223	24.359	1'32.694	236,3	11:55'23.136
17	19.973	25.180	23.155	24.349	1'32.657	237,4	11:56'55.793
18	19.894	25.175	23.282	24.278	1'32.629	236,9	11:58'28.422
19	20.017	25.412	23.483	24.469	1'33.381	234,3	12:00'01.803
20	19.988	25.017	23.349	24.395	1'32.749	243,3	12:01'34.552

16° 81 L. STAPLEFORD (1'32.446)

Lap	Seg.1	Seg.2	Seg.3	Seg.4	Lap Time	km/h	Local Time
1		25.407	23.015	25.488	1'37.847	244,4	11:32'08.210
2	20.382	25.145	22.954	24.670	1'33.151	241,6	11:33'41.361
3	20.086	25.219	22.818	24.779	1'32.902	239,5	11:35'14.263
4	19.939	25.202	22.919	24.476	1'32.536	239,5	11:36'46.799
5	20.053	25.212	23.027	24.875	1'33.167	237,9	11:38'19.966
6	20.130	25.412	23.173	24.610	1'33.325	242,2	11:39'53.291
7	19.935	25.199	23.059	24.348	1'32.541	238,4	11:41'25.832
8	19.898	25.260	22.951	24.337	1'32.446	241,1	11:42'58.278
9	19.995	25.137	23.367	24.541	1'33.040	238,4	11:44'31.318
10	19.876	25.133	23.173	24.466	1'32.648	239,5	11:46'03.966
11	19.913	26.125	23.310	24.661	1'34.009	244,9	11:47'37.975
12	20.000	25.220	23.123	24.315	1'32.658	239,5	11:49'10.633
13	20.030	25.193	23.003	24.352	1'32.578	240,0	11:50'43.211
14	20.014	25.337	23.227	24.762	1'33.340	242,2	11:52'16.551
15	20.071	26.492	23.119	24.564	1'34.246	242,7	11:53'50.797
16	20.210	25.332	23.696	24.421	1'33.659	240,0	11:55'24.456
17	19.955	25.129	23.061	24.325	1'32.470	239,5	11:56'56.926
18	19.931	25.306	22.962	24.278	1'32.477	242,7	11:58'29.403
19	20.160	25.252	23.024	24.370	1'32.806	242,2	12:00'02.209
20	19.932	25.247	23.429	24.563	1'33.171	242,7	12:01'35.380

17° 35 S. HILL (1'32.418)

Lap	Seg.1	Seg.2	Seg.3	Seg.4	Lap Time	km/h	Local Time
1		26.363	24.163	24.778	1'40.687	238,4	11:32'11.050
2	20.063	25.226	23.432	24.568	1'33.289	238,4	11:33'44.339
3	19.705	25.459	23.635	24.543	1'33.342	237,9	11:35'17.681
4	19.819	25.113	23.094	24.392	1'32.418	235,3	11:36'50.099
5	19.919	25.243	23.241	24.466	1'32.869	231,8	11:38'22.968
6	19.847	29.056	23.751	24.365	1'37.019	232,3	11:39'59.987
7	19.881	25.368	23.428	24.314	1'32.991	232,3	11:41'32.978
8	19.790	25.318	23.107	24.383	1'32.598	235,8	11:43'05.576
9	19.961	25.185	23.379	24.380	1'32.905	232,8	11:44'38.481
10	19.955	25.673	23.354	24.338	1'33.320	233,8	11:46'11.801
11	20.004	25.415	23.164	24.254	1'32.837	232,8	11:47'44.638
12	20.166	25.239	23.268	24.245	1'32.918	232,3	11:49'17.556
13	20.085	25.337	23.450	24.812	1'33.684	228,3	11:50'51.240
14	20.074	25.350	23.244	24.472	1'33.140	232,3	11:52'24.380



PROSECCO DOC UK Round, Donington Park 25-27 May 2018

World Supersport - Chronological Analysis Race

Donington Park 4.023 m

Start at 11:30'30.363

4 / 5

Lap	Seg.1	Seg.2	Seg.3	Seg.4	Lap Time	km/h	Local Time
15	20.273	25.621	23.299	24.401	1'33.594	232,3	11:53'57.974
16	20.009	25.482	23.437	24.454	1'33.382	229,8	11:55'31.356
17	20.062	25.490	23.387	24.308	1'33.247	231,8	11:57'04.603
18	20.169	25.727	23.342	24.554	1'33.792	233,3	11:58'38.395
19	20.103	25.542	23.347	24.546	1'33.538	233,3	12:00'11.933
20	20.199	25.797	23.443	24.965	1'34.404	232,3	12:01'46.337

18° 22 E. LAHTI (1'32.841)

Lap	Seg.1	Seg.2	Seg.3	Seg.4	Lap Time	km/h	Local Time
1		26.286	24.379	24.715	1'40.235	246,1	11:32'10.598
2	19.992	25.164	23.298	24.387	1'32.841	240,6	11:33'43.439
3	20.114	25.720	23.040	24.442	1'33.316	242,2	11:35'16.755
4	19.929	25.223	23.292	24.420	1'32.864	238,4	11:36'49.619
5	20.020	25.372	23.242	24.956	1'33.590	239,0	11:38'23.209
6	20.190	25.397	23.430	24.636	1'33.653	236,3	11:39'56.862
7	20.173	25.447	23.314	24.351	1'33.285	236,9	11:41'30.147
8	20.066	25.376	23.348	24.609	1'33.399	236,9	11:43'03.546
9	20.403	25.592	23.513	24.645	1'34.153	236,9	11:44'37.699
10	20.371	25.706	23.539	24.785	1'34.401	236,3	11:46'12.100
11	20.162	25.236	23.306	24.546	1'33.250	239,5	11:47'45.350
12	20.276	25.407	23.432	24.752	1'33.867	237,9	11:49'19.217
13	20.196	25.515	23.418	24.669	1'33.798	235,8	11:50'53.015
14	20.239	25.414	23.540	24.610	1'33.803	237,4	11:52'26.818
15	20.425	25.676	23.438	24.403	1'33.942	236,9	11:54'00.760
16	20.422	25.529	23.619	24.545	1'34.115	235,8	11:55'34.875
17	20.426	25.613	23.676	24.592	1'34.307	236,3	11:57'09.182
18	20.329	25.968	23.544	24.752	1'34.593	236,3	11:58'43.775
19	20.341	25.631	23.280	24.701	1'33.953	239,0	12:00'17.728
20	20.353	25.758	23.674	24.812	1'34.597	237,9	12:01'52.325

21° 65 M. CANDUCCI (1'33.745)

Lap	Seg.1	Seg.2	Seg.3	Seg.4	Lap Time	km/h	Local Time
1		26.820	24.016	25.345	1'42.102	241,1	11:32'12.465
2	20.321	25.755	23.591	24.961	1'34.628	240,0	11:33'47.093
3	20.243	25.620	23.631	24.749	1'34.243	236,9	11:35'21.336
4	20.082	25.611	23.546	24.506	1'33.745	236,9	11:36'55.081
5	20.213	25.777	23.702	24.721	1'34.413	233,8	11:38'29.494
6	20.375	25.602	23.430	24.545	1'33.952	235,3	11:40'03.446
7	20.302	25.499	23.677	24.747	1'34.225	234,8	11:41'37.671
8	20.462	25.815	23.687	24.547	1'34.511	234,8	11:43'12.182
9	20.347	25.513	23.735	24.716	1'34.311	233,8	11:44'46.493
10	20.491	25.561	23.521	29.672	1'39.245	233,3	11:46'25.738
11	20.466	25.418	23.693	25.077	1'34.654	238,4	11:48'00.392
12	20.342	25.501	23.648	24.634	1'34.125	235,8	11:49'34.517
13	20.481	25.548	23.550	24.497	1'34.076	234,8	11:51'08.593
14	20.454	25.562	23.495	24.689	1'34.200	235,8	11:52'42.793
15	20.721	25.783	23.544	24.586	1'34.634	234,8	11:54'17.427
16	20.434	25.702	23.593	24.580	1'34.309	235,3	11:55'51.736
17	20.372	25.364	23.664	24.531	1'33.931	235,8	11:57'25.667
18	20.557	25.618	23.616	24.446	1'34.237	235,3	11:58'59.904
19	20.400	25.636	23.602	24.820	1'34.458	236,3	12:00'34.362
20	20.570	25.367	23.570	24.765	1'34.272	234,8	12:02'08.634

19° 15 A. COPPOLA (1'32.945)

Lap	Seg.1	Seg.2	Seg.3	Seg.4	Lap Time	km/h	Local Time
1		26.702	23.792	25.173	1'41.468	241,6	11:32'11.831
2	20.193	25.586	23.316	24.492	1'33.587	236,9	11:33'45.418
3	19.977	27.033	23.425	24.342	1'34.777	235,3	11:35'20.195
4	20.181	25.379	23.524	24.428	1'33.512	235,3	11:36'53.707
5	20.098	25.372	23.593	24.180	1'33.243	232,3	11:38'26.950
6	20.243	25.456	23.644	24.244	1'33.587	234,8	11:40'00.537
7	20.000	25.289	23.521	24.167	1'32.977	234,8	11:41'33.514
8	19.937	25.392	23.403	24.234	1'32.966	236,9	11:43'06.480
9	20.127	25.408	23.431	24.655	1'33.621	235,3	11:44'40.101
10	20.112	25.549	23.574	24.462	1'33.697	233,8	11:46'13.798
11	20.163	25.525	24.533	24.598	1'34.819	236,9	11:47'48.617
12	20.245	25.400	23.618	24.275	1'33.538	234,3	11:49'22.155
13	20.122	25.313	23.415	24.095	1'32.945	230,8	11:50'55.100
14	20.097	25.427	23.515	24.811	1'33.850	234,8	11:52'28.950
15	22.796	25.596	23.440	24.597	1'36.429	233,8	11:54'05.379
16	20.132	25.487	23.582	24.793	1'33.994	232,8	11:55'39.373
17	20.600	26.117	23.795	24.933	1'35.445	233,8	11:57'14.818
18	20.179	25.441	23.560	24.420	1'33.600	232,8	11:58'48.418
19	20.208	25.642	23.558	24.599	1'34.007	234,8	12:00'22.425
20	20.355	25.629	23.762	24.767	1'34.513	231,8	12:01'56.938

22° 34 J. ITURRIOZ (1'33.765)

Lap	Seg.1	Seg.2	Seg.3	Seg.4	Lap Time	km/h	Local Time
1		26.669	24.174	25.280	1'41.782	239,0	11:32'12.145
2	20.423	25.693	23.720	25.302	1'35.138	233,8	11:33'47.283
3	20.453	25.638	23.461	24.927	1'34.479	235,8	11:35'21.762
4	20.245	25.700	23.931	24.883	1'34.759	234,3	11:36'56.521
5	20.331	25.710	23.610	24.708	1'34.359	232,3	11:38'30.880
6	20.510	25.406	23.649	24.924	1'34.489	233,3	11:40'05.369
7	20.610	25.624	23.582	24.791	1'34.607	232,8	11:41'39.976
8	20.470	25.786	23.676	25.007	1'34.939	233,3	11:43'14.915
9	20.692	25.631	23.770	24.975	1'35.068	232,3	11:44'49.983
10	20.608	25.533	23.913	25.104	1'35.158	232,3	11:46'25.141
11	20.600	25.512	23.829	24.838	1'34.779	232,3	11:47'59.920
12	20.470	25.649	24.070	24.786	1'34.975	230,8	11:49'34.895
13	20.379	25.584	23.719	24.738	1'34.420	231,8	11:51'09.315
14	20.127	25.488	23.558	24.592	1'33.765	233,8	11:52'43.080
15	20.553	25.896	23.625	24.583	1'34.657	233,8	11:54'17.737
16	20.303	25.710	23.732	24.658	1'34.403	233,8	11:55'52.140
17	20.239	25.332	23.769	24.585	1'33.925	233,3	11:57'26.065
18	20.282	25.784	23.798	25.342	1'35.206	233,8	11:59'01.271
19	20.319	26.055	23.680	24.897	1'34.951	234,8	12:00'36.222
20	20.596	25.606	23.685	25.202	1'35.089	232,8	12:02'11.311

20° 77 W. TESSELS (1'33.117)

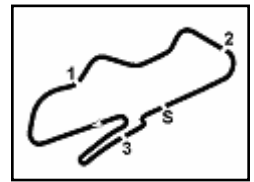
Lap	Seg.1	Seg.2	Seg.3	Seg.4	Lap Time	km/h	Local Time
1		26.484	23.934	25.176	1'41.168	239,5	11:32'11.531
2	20.271	25.467	23.299	24.613	1'33.650	236,3	11:33'45.181
3	19.948	25.239	23.283	24.647	1'33.117	239,0	11:35'18.298
4	19.894	25.142	23.449	24.720	1'33.205	237,9	11:36'51.503
5	20.060	25.375	23.404	24.658	1'33.497	233,8	11:38'25.000
6	20.237	25.398	23.400	24.601	1'33.636	233,3	11:39'58.636
7	20.036	25.279	23.360	24.653	1'33.328	233,3	11:41'31.964
8	20.088	25.321	23.526	25.097	1'34.032	233,8	11:43'05.996
9	20.158	25.338	23.512	24.743	1'33.751	234,3	11:44'39.747

RET 47 R. HARTOG (1'32.383)

Lap	Seg.1	Seg.2	Seg.3	Seg.4	Lap Time	km/h	Local Time
1		26.230	23.782	25.080	1'39.892	243,8	11:32'10.255
2	20.067	25.054	23.203	24.451	1'32.775	239,0	11:33'43.030
3	19.694	25.212	23.119	24.369	1'32.394	241,6	11:35'15.424
4	19.841	25.214	23.220	24.323	1'32.598	241,1	11:36'48.022

27/05/2018

P = Pits In/Out - C = Lap Time Cancelled



Donington Park 4.023 m

5 / 5

PROSECCO DOC UK Round, Donington Park 25-27 May 2018

World Supersport - Chronological Analysis Race

Start at 11:30'30.363

5	19.849	25.148	23.152	24.461	1'32.610	239,0	11:38'20.632
6	20.016	25.163	23.447	24.583	1'33.209	240,6	11:39'53.841
7	20.164	25.346	23.097	24.331	1'32.938	241,1	11:41'26.779
8	19.792	25.306	22.909	24.376	1'32.383	242,2	11:42'59.162
9	19.898	25.030	23.210	24.285	1'32.423	236,9	11:44'31.585
10	19.989	24.946	23.057	24.481	1'32.473	237,9	11:46'04.058
11	19.914	25.154	23.019	24.356	1'32.443	239,5	11:47'36.501
12	19.896	24.961	23.259	24.478	1'32.594	236,9	11:49'09.095
13	20.133	25.046	23.108	24.803	1'33.090	236,3	11:50'42.185
14	20.298	25.274	23.041	24.288	1'32.901	237,4	11:52'15.086

RET 78 H. OKUBO (1'31.718)							
Lap	Seg.1	Seg.2	Seg.3	Seg.4	Lap Time	km/h	Local Time
1		25.110	23.077	24.312	1'36.040	241,6	11:32'06.403
2	19.743	24.898	23.030	24.047	1'31.718	240,0	11:33'38.121
3	19.697	25.037	22.836	24.493	1'32.063	240,6	11:35'10.184
4	19.860	25.064	23.215	24.199	1'32.338	239,0	11:36'42.522

RET 74 J. VAN SIKKELERUS							
Lap	Seg.1	Seg.2	Seg.3	Seg.4	Lap Time	km/h	Local Time
1		26.190	24.384	25.078	1'40.809	238,4	11:32'11.172

RET 61 R. VICKERS							
Lap	Seg.1	Seg.2	Seg.3	Seg.4	Lap Time	km/h	Local Time
1		26.700	24.063	25.019	1'41.007	241,1	11:32'11.370

27/05/2018 P = Pits In/Out - C = Lap Time Cancelled

These data/results cannot be reproduced, stored and/or transmitted in whole or in part by any manner of electronic, mechanical, photocopying, recording, broadcasting or otherwise now known or herein after developed without the previous express consent by the copyright owner, except for reproduction in daily press and regular printed publications on sale to the public within 60 days of the event related to those data/results and always provided that copyright symbol appears together as follows below.

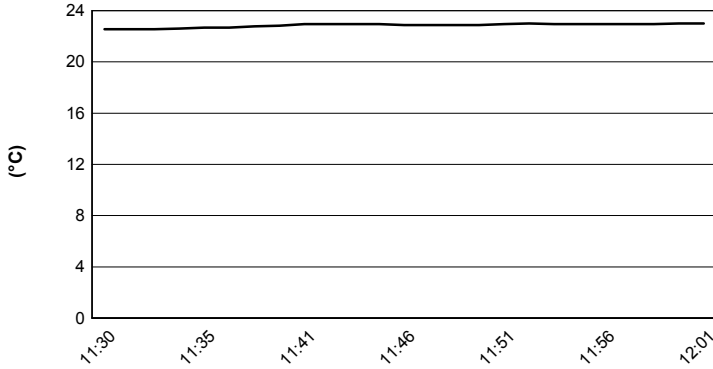
© DORNA WSBK ORGANIZATION Srl 2018

PROSECCO DOC UK Round, Donington Park 25-27 May 2018

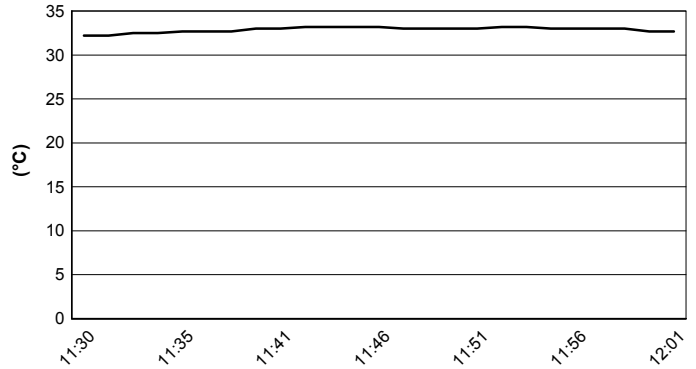
World Supersport - Weather Report Race

Session started 11:31 - Session ended 12:02

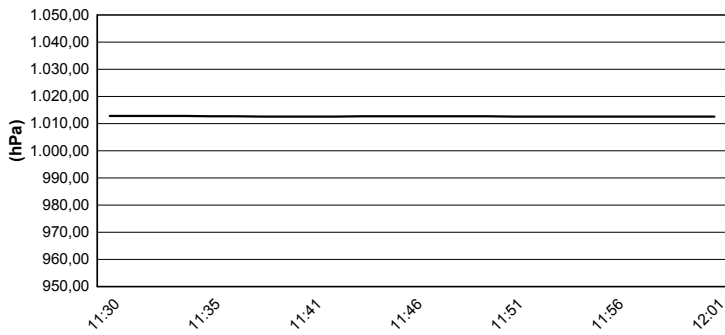
Air Temperature



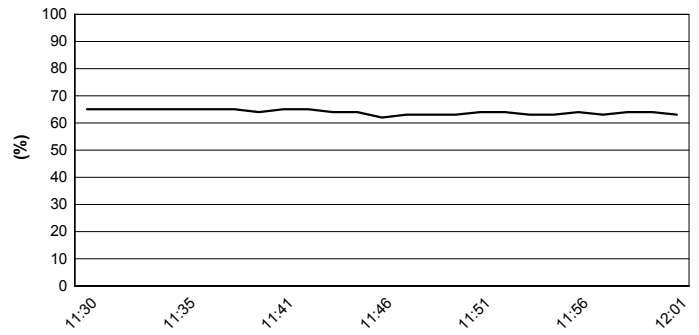
Track Temperature



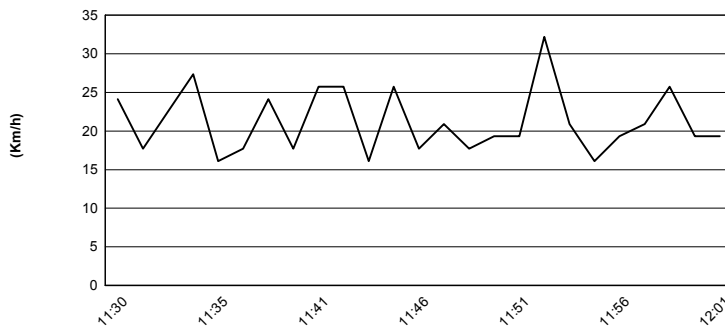
Air Pressure



Humidity



Wind Speed



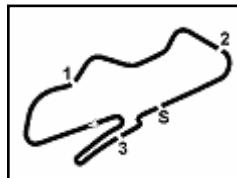
Wind Direction



27/05/2018

These data/results cannot be reproduced, stored and/or transmitted in whole or in part by any manner of electronic, mechanical, photocopying, recording, broadcasting or otherwise now known or herein after developed without the previous express consent by the copyright owner, except for reproduction in daily press and regular printed publications on sale to the public within 60 days of the event related to those data/results and always provided that copyright symbol appears together as follows below.

© DORNA WSBK ORGANIZATION Srl 2018



Donington Park 4.023 m

PROSECCO DOC UK Round, Donington Park 25-27 May 2018

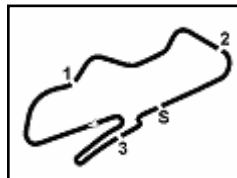
World Supersport - Championship Standings

	Points	Points From First	Points From Previous	February 25	March 25	April 15	April 22	May 13	May 27	June 10	July 8	September 16	September 25	October 14	October 27			
				PHILLIP ISLAND	BURIRAM	ARAGÓN	ASSEN	IMOLA	DONINGTON PARK	BRNO	MISANO	PORTIMAO	MAGNY COURS	VILLICUM	LOSAIL			
26 KRAISART Decha (THA)	2	100	0		2 18	21	23	24	24									
27 PEROLARI Corentin (FRA)	1	101	1						1 27									
28 MORRENTINO Nicola Jr. (ITA)	1	101	0					1 27	27									
29 HILL Stefan (GBR)	1	101	0			1 24	27	27	27									
30 TOPARIS Tom (AUS)	1	101	0	1 15	20	24	27	27	27									

27/05/2018 First Line: Championship Standings - Second Line: Ranking Progression

These data/results cannot be reproduced, stored and/or transmitted in whole or in part by any manner of electronic, mechanical, photocopying, recording, broadcasting or otherwise now known or herein after developed without the previous express consent by the copyright owner, except for reproduction in daily press and regular printed publications on sale to the public within 60 days of the event related to those data/results and always provided that copyright symbol appears together as follows below.

© DORNA WSBK ORGANIZATION Srl 2018



Donington Park 4.023 m

PROSECCO DOC UK Round, Donington Park 25-27 May 2018

World Supersport - Championship Standings

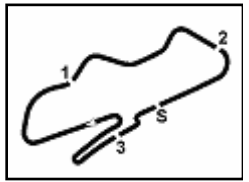
Points	Points From First	Points From Previous	February 25	March 25	April 15	April 22	May 13	May 27	June 10	July 8	September 16	September 25	October 14	October 27	
			PHILLIP ISLAND	BURIRAM	ARAGÓN	ASSEN	IMOLA	DONINGTON PARK	BRNO	MISANO	PORTIMAO	MAGNY COURS	VILLICUM	LOSAIL	
FIM Europe Supersport Cup															
1	HARTOG Rob (NED)	19			6 1	8 1	5 1								
2	LAHTI Eemeli (FIN)	4 15			3 2	1 2	2								
3	TESSELS Wayne (NED)	2 17 2				2 3	3								

27/05/2018 First Line: Championship Standings - Second Line: Ranking Progression

These data/results cannot be reproduced, stored and/or transmitted in whole or in part by any manner of electronic, mechanical, photocopying, recording, broadcasting or otherwise now known or herein after developed without the previous express consent by the copyright owner, except for reproduction in daily press and regular printed publications on sale to the public within 60 days of the event related to those data/results and always provided that copyright symbol appears together as follows below.

© DORNA WSBK ORGANIZATION Srl 2018





PROSECCO DOC UK Round, Donington Park 25-27 May 2018

World Supersport - Manufacturers Standings

Points	Points From First	Points From Previous	February 25	March 25	April 15	April 22	May 13	May 27	June 10	July 8	September 16	September 25	October 14	October 27			
			PHILLIP ISLAND	BURIRAM	ARAGÓN	ASSEN	IMOLA	DONINGTON PARK	BRNO	MISANO	PORTIMÃO	MAGNY COURS	VILLICUM	LOSAIL			
1	YAMAHA	150	25 1	25 1	25 1	25 1	25 1	25 1									
2	MV AGUSTA	67	83	10 3	9 2	5	16 3	16 2									
3	HONDA	50	100	17	8 4	7 4	11 3	9 3	9 4	6 3							
4	KAWASAKI	48	102	2	3 5	11 5	9 4	8 5	10 5	7 4							
5	TRIUMPH	45	105	3	11 2	6 3	10 2	11 2	7 3	5							
6	SUZUKI	4	146	41			3 6	1 6									

27/05/2018

First Line: Championship Standings - Second Line: Ranking Progression

These data/results cannot be reproduced, stored and/or transmitted in whole or in part by any manner of electronic, mechanical, photocopying, recording, broadcasting or otherwise now known or herein after developed without the previous express consent by the copyright owner, except for reproduction in daily press and regular printed publications on sale to the public within 60 days of the event related to those data/results and always provided that copyright symbol appears together as follows below.

© DORNA WSBK ORGANIZATION Srl 2018

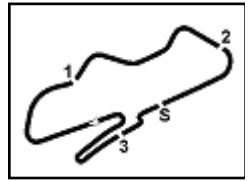
PIRELLI PERUGIA TIMING



Official Tyre Supplier



Official Timekeeper



PROSECCO DOC UK Round, Donington Park 25-27 May 2018
World Supersport - Pirelli Best Laps Award

Points	Points From First	Points From Previous	February 25	March 25	April 15	April 22	May 13	May 27	June 10	July 8	September 16	September 25	October 14	October 27						
			PHILLIP ISLAND	BURIRAM	ARAGÓN	ASSEN	IMOLA	DONINGTON PARK	BRNO	MISANO	PORTIMÃO	MAGNY COURS	VILLICUM	LOSAIL						
Fastest Laps																				
1	CORTESE Sandro (GER)	3	1		1			1												
2	KRUMMENACHER Randy (SUI)	2 1		1		1														
3	MAHIAS Lucas (FRA)	1 2 1					1													

27/05/2018

These data/results cannot be reproduced, stored and/or transmitted in whole or in part by any manner of electronic, mechanical, photocopying, recording, broadcasting or otherwise now known or herein after developed without the previous express consent by the copyright owner, except for reproduction in daily press and regular printed publications on sale to the public within 60 days of the event related to those data/results and always provided that copyright symbol appears together as follows below.

© DORNA WSBK ORGANIZATION Srl 2018

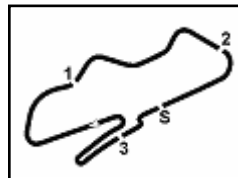
FIK R PERUGIA TIMING



Official Tyre Supplier



Official Timekeeper



PROSECCO DOC UK Round, Donington Park 25-27 May 2018

World Supersport - Rider's Performance

Donington Park 4.023 m

Points	Points From First	Points From Previous	February 25 PHILLIP ISLAND		March 25 BURIRAM		April 15 ARAGÓN		April 22 ASSEN		May 13 IMOLA		May 27 DONINGTON PARK		June 10 BRNO		July 8 MISANO		September 16 PORTIMÃO		September 25 MAGNY COURS		October 14 VILLICUM		October 27 LOSAIL								
			G	R	G	R	G	R	G	R	G	R	G	R	G	R	G	R	G	R	G	R	G	R	G	R	G	R	G	R	G	R	G
1	CORTESE	102	4	3	4	4	1	1	1	6	9	4	3	1																			
2	CLUZEL	95	7	9	7	2	Rt	6	3	4	1	2	1	1	2																		
3	KRUMMENACHER	94	8	1	7	2	5	1	5	11	6	2	11	5	4	4																	
4	MAHIAS	90	12	4	1	1	1	2	2	4	2	4	1	8	2	5																	
5	CARICASULO	79	23	11	2	4	3	3	3		7	Rt	4	2	7	6																	
6	DE ROSA	67	35	12	8	6	12	7	4	Rt	3	3	10	3	6	3																	
7	STAPLEFORD	45	57	22	6	5	10	10	8	6	5	5	6	9	8	16																	
8	TUULI	38	64	7	15	11	18	9	13	8	8	7	15	7																			
9	WEST	32	70	6	5	Rt	6	6	15	9	28		17	6	15	11																	
10	GRADINGER	30	72	2	13	10	19	11	14	23	14	9	19	12	11	8																	
11	CRESSON	24	78	6	14	12	15	13	21	12	17	10	16	13	14	12																	
12	SMITH	22	80	2	11	8	11	Rt	11	5	10	Rt	21	24	13	13																	
13	BADOVINI	21	81	1	10	9	16	15	9	Rt	13	12	12	Rt	9	7																	
14	HARTOG	19	83	2					16	10	11	8	5	11	17	Rt																	
15	MORAIS	16	86	3					7	7	9	Rt			10	9																	
16	WAROKORN	11	91	5			8	5																									
17	IRWIN	11	91	0			25	20	26	20	20	13	22	14	12	10																	
18	OKUBO	8	94	3	12	14	9	19	10	Rt	12	Rt	8	10	5	Rt																	
19	WILAIROT	8	94	0			7	8																									
20	SOOMER	7	95	1	20	Rt	24	17	22	18	15	11	32	16	16	14																	
21	KENNEDY	4	98	3			14	12																									
22	LAHTI	4	98	0					19	13	19	15	18	Rt	19	18																	
23	SOFUOGLU	3	99	1	3	13							3	Rt																			
24	KRAISART	2	100	1			13	14																									
25	TESSELS	2	100	0					25	22	18	14	25	21	24	20																	
26	CANDUCCI	2	100	0	18	Rt			12	14	21	Rt	27	18	25	21																	
27	MORRENTINO	1	101	1									14	15																			
28	HILL	1	101	0	23				17	15	16	16	20	23	27	17																	
29	TOPARIS	1	101	0	17	15																											
30	PEROLARI	1	101	0					24	16					20	15																	

G = Grid - R = Race

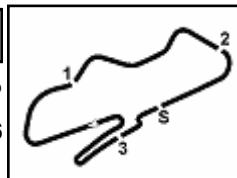
Ns = Did Not Start - Rt = Retired - Ex = Excluded

27/05/2018

These data/results cannot be reproduced, stored and/or transmitted in whole or in part by any manner of electronic, mechanical, photocopying, recording, broadcasting or otherwise now known or herein after developed without the previous express consent by the copyright owner, except for reproduction in daily press and regular printed publications on sale to the public within 60 days of the event related to those data/results and always provided that copyright symbol appears together as follows below.

© DORNA WSBK ORGANIZATION Srl 2018





PROSECCO DOC UK Round, Donington Park 25-27 May 2018

World Supersport - Best Laps & Speeds

No.	Rider Bike	Nat	Best Lap		FP1		FP2		FP3		SP1		SP2		WUP		RC	
			LL	SPD	LL	SPD	LL	SPD	LL	SPD	LL	SPD	LL	SPD	LL	SPD	LL	SPD
1	16 J. CLUZEL Yamaha YZF R6	FRA	1'30.270		1'45.624	1'31.615	1'31.112				1'30.270	1'30.703	1'30.958					
			78	248,3	15	232,2	15	243,8	12	244,3		7	246,0	9	246,6	20	248,3	
2	144 L. MAHIAS Yamaha YZF R6	FRA	1'30.396		1'44.775	1'31.606	1'30.396				1'30.465	1'31.169	1'31.125					
			78	241,6	16	229,2	16	238,9	11	234,7		7	236,3	8	236,8	20	241,6	
3	11 S. CORTESE Yamaha YZF R6	GER	1'30.524		1'46.669	1'31.928	1'30.657				1'30.632	1'30.524	1'30.913					
			95	242,7	22	231,7	25	242,7	12	239,4		8	242,7	8	241,6	20	242,7	
4	21 R. KRUMMENACHER Yamaha YZF R6	SUI	1'30.654		1'48.711	1'32.054	1'31.369				1'30.654	1'31.139	1'31.045					
			81	243,8	17	223,5	17	237,9	11	238,4		7	241,6	9	243,2	20	243,8	
5	3 R. DE ROSA MV Agusta F3 675	ITA	1'30.981		1'47.058	1'32.617	1'31.141				1'31.093	1'31.125	1'30.981					
			88	243,8	17	227,8	23	239,4	12	240,5		7	237,9	9	240,5	20	243,8	
6	78 H. OKUBO Kawasaki ZX-6R	JPN	1'31.079		1'49.250	1'33.660	1'31.481	1'31.292	1'31.079		1'32.651	1'31.718						
			74	243,2	15	226,3	23	236,3	11	240,5	7	241,6	6	243,2	8	238,4	4	241,6
7	64 F. CARICASULO Yamaha YZF R6	ITA	1'30.880		1'47.226	1'31.587	1'30.880				1'31.118	1'31.574	1'31.203					
			87	243,8	17	229,2	22	237,3	12	237,9		8	240,5	8	242,7	20	243,8	
8	81 L. STAPLEFORD Yamaha YZF R6	GBR	1'31.291		1'49.091	1'33.124	1'31.662				1'31.291	1'32.307	1'32.446					
			71	244,9	7	222,6	20	236,8	9	237,3		8	241,6	7	240,5	20	244,9	
9	86 A. BADOVINI MV Agusta F3 675	ITA	1'31.306			1'32.731	1'31.496				1'31.306	1'31.821	1'31.470					
			59	243,8		17	236,3	7	234,2		6	238,9	9	236,8	20	243,8		
10	36 T. GRADINGER Yamaha YZF R6	AUT	1'31.338		1'55.641	1'34.472	1'32.055	1'31.733	1'31.338		1'31.526	1'31.338	1'31.605					
			78	247,2	4	195,1	21	240,5	12	240,0	7	241,6	6	240,5	8	242,1	20	247,2
11	32 S. MORAIS Kawasaki ZX-6R	POR	1'31.518		1'47.561	1'33.058	1'31.613				1'31.518	1'31.592	1'31.880					
			84	246,0	18	228,3	19	236,8	11	238,4		7	240,0	9	242,1	20	246,0	
12	13 A. WEST Kawasaki ZX-6R	AUS	1'31.460		1'45.809	1'33.840	1'31.460	1'32.004				1'31.798	1'32.220					
			79	243,2	16	227,8	18	239,4	8	237,3	8	242,7	9	243,2	20	243,2		
13	47 R. HARTOG Kawasaki ZX-6R	NED	1'31.856		1'52.314	1'33.513	1'32.330	1'32.109				1'31.856	1'32.383					
			79	243,8	15	222,6	22	234,2	11	234,2	8	238,9	9	240,0	14	243,8		
14	111 K. SMITH Honda CBR600RR	GBR	1'31.873		1'47.951		1'32.540	1'31.873				1'33.152	1'32.469					
			52	243,2	14	225,4		10	232,7	5	234,7	3	235,8	20	243,2			
15	96 A. IRWIN Honda CBR600RR	GBR	1'31.883		1'50.425	1'33.025	1'32.372				1'31.883	1'31.988	1'32.133					
			75	242,1	4	222,6	23	234,2	12	234,2		7	235,8	9	238,9	20	242,1	
16	84 L. CRESSON Yamaha YZF R6	BEL	1'31.906		1'52.051	1'33.497	1'32.390	1'31.906				1'32.555	1'32.222					
			84	248,3	17	228,3	22	243,8	8	240,5	8	242,1	9	241,1	20	248,3		
17	38 H. SOOMER Honda CBR600RR	EST	1'32.079		1'47.549	1'35.434	1'33.304	1'32.079				1'32.259	1'32.381					
			92	243,8	21	224,4	22	235,3	12	237,3	8	237,9	9	237,9	20	243,8		
18	6 C. PEROLARI Yamaha YZF R6	FRA	1'32.208		1'49.260	1'33.735	1'32.281	1'32.800				1'32.356	1'32.208					
			98	243,2	24	226,8	28	236,8	11	235,8	7	239,4	8	242,1	20	243,2		
19	74 J. VAN SIKKELERUS Honda CBR600RR	NED	1'32.306		1'51.403	1'38.402	1'33.404	1'32.306				1'33.062						
			46	234,2	16	219,9	5	226,8	10	230,2	7	234,2	8	232,2				
20	35 S. HILL Triumph Daytona 675	GBR	1'32.116		1'58.924	1'34.448	1'32.116					1'32.735	1'32.418					
			65	238,4	3	200,6	21	230,2	12	232,2			9	234,7	20	238,4		
21	22 E. LAHTI Suzuki GSX-R600	FIN	1'32.565		1'49.371	1'38.296	1'33.475	1'32.565				1'32.774	1'32.841					
			73	246,0	18	227,8	6	235,8	12	236,8	8	239,4	9	240,5	20	246,0		
22	61 R. VICKERS Honda CBR600RR	GBR	1'32.880		1'48.901	1'34.624	1'33.396	1'32.880				1'33.111						
			55	237,3	15	222,6	12	234,2	11	233,2	8	237,3	9	236,3				
23	15 A. COPPOLA Yamaha YZF R6	ITA	1'32.945		1'53.626	1'36.117	1'33.003	1'32.973				1'33.391	1'32.945					
			89	241,6	18	215,5	24	232,2	11	230,7	7	234,2	9	234,7	20	241,6		
24	10 N. CALERO Kawasaki ZX-6R	ESP	1'32.632		1'48.342	1'35.126	1'32.632	1'33.047				1'32.968						
			64	238,4	20	225,4	19	233,7	10	234,2	7	238,4	8	235,3				
25	77 W. TESSELS Kawasaki ZX-6R	NED	1'33.101		1'48.243	1'37.224	1'33.189	1'33.101				1'33.291	1'33.117					
			79	239,4	18	225,4	14	234,2	11	236,8	7	237,9	9	236,3	20	239,4		

27/05/2018

These data/results cannot be reproduced, stored and/or transmitted in whole or in part by any manner of electronic, mechanical, photocopying, recording, broadcasting or otherwise now known or herein after developed without the previous express consent by the copyright owner, except for reproduction in daily press and regular printed publications on sale to the public within 60 days of the event related to those data/results and always provided that copyright symbol appears together as follows below.

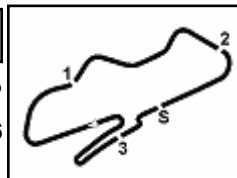
© DORNA WSBK ORGANIZATION Srl 2018

FICR PERUGIA TIMING


Official Tyre Supplier



Official Timekeeper



Donington Park 4.023 m

PROSECCO DOC UK Round, Donington Park 25-27 May 2018

World Supersport - Best Laps & Speeds

2 / 2

No.	Rider	Bike	Nat	Best Lap		FP1		FP2		FP3		SP1		SP2		WUP		RC	
				LL	SPD	LL	SPD	LL	SPD	LL	SPD	LL	SPD	LL	SPD	LL	SPD	LL	SPD
26	65 M. CANDUCCI	Kawasaki ZX-6R	ITA	1'33.745		1'51.547		1'34.662		1'33.920		1'33.922				1'34.732		1'33.745	
				89	241,1	19	223,5	24	235,8	12	234,2	7	234,7			7	235,3	20	241,1
27	34 J. ITURRIOZ	Kawasaki ZX-6R	ARG	1'33.765		1'55.513		1'37.570		1'34.598		1'34.200				1'34.510		1'33.765	
				70	238,9	4	213,7	18	229,7	12	232,7	7	232,7			9	233,2	20	238,9

27/05/2018

These data/results cannot be reproduced, stored and/or transmitted in whole or in part by any manner of electronic, mechanical, photocopying, recording, broadcasting or otherwise now known or herein after developed without the previous express consent by the copyright owner, except for reproduction in daily press and regular printed publications on sale to the public within 60 days of the event related to those data/results and always provided that copyright symbol appears together as follows below.

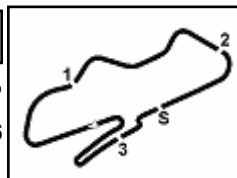
© DORNA WSBK ORGANIZATION Srl 2018

FKR PERUGIA TIMING


Official Tyre Supplier



Official Timekeeper


PROSECCO DOC UK Round, Donington Park 25-27 May 2018
World Supersport - Race Winners

	2015	2016	2017	2018
01 Phillip Island	Cluzel J. (Fra) Mva	Krummenacher R. (Sui) Kaw	Rolfo R. (Ita) Mva	Mahias L. (Fra) Yam
02 Chang	Wilairot R. (Tha) Hon	Cluzel J. (Fra) Mva	Caricasulo F. (Ita) Yam	Krummenacher R. (Sui) Yam
03 Motorland Aragon	Sofuoglu K. (Tur) Kaw	Sofuoglu K. (Tur) Kaw	Mahias L. (Fra) Yam	Cortese S. (Ger) Yam
04 TT Circuit Assen	Sofuoglu K. (Tur) Kaw	Smith K. (Gbr) Hon	Sofuoglu K. (Tur) Kaw	Cluzel J. (Fra) Yam
05 Autodromo Imola	Sofuoglu K. (Tur) Kaw	Sofuoglu K. (Tur) Kaw	Sofuoglu K. (Tur) Kaw	Cluzel J. (Fra) Yam
06 Donington Park	Sofuoglu K. (Tur) Kaw	Sofuoglu K. (Tur) Kaw	Sofuoglu K. (Tur) Kaw	Cortese S. (Ger) Yam
08 Misano World Circuit	Cluzel J. (Fra) Mva	Sofuoglu K. (Tur) Kaw	Sofuoglu K. (Tur) Kaw	
09 Portimão	Cluzel J. (Fra) Mva		Sofuoglu K. (Tur) Kaw	
10 Magny-Cours	Jacobsen P. (Usa) Hon	Cluzel J. (Fra) Mva	Tuuli N. (Fin) Yam	
12 Losail	Smith K. (Gbr) Hon	Smith K. (Gbr) Hon	Mahias L. (Fra) Yam	

2018
ALL TIMES

- 2 J. Cluzel
- 2 **S. Cortese**
- 1 R. Krummenacher
- 1 L. Mahias

- 43 K. Sofuoglu
- 16 F. Foret
- 14 J. Cluzel
- 12 S. Charpentier
- 12 E. Laverty
- 11 K. Muggeridge
- 8 S. Lowes
- 7 A. Pitt
- 6 P. Casoli
- 6 K. Fujiwara
- 6 S. Chambon
- 6 J. Teuchert
- 6 B. Parkes
- 6 C. Davies
- 6 M. van der Mark

- 5 C. Crutchlow
- 4 J. Whitham
- 4 K. Curtain
- 4 C. Vermeulen
- 3 I. MacPherson
- 3 C. Kellner
- 3 L. Scassa
- 3 J. Lascorz
- 3 J. Rea
- 3 K. Smith
- 3 L. Mahias
- 2 R. Xaus
- 2 J. Brookes
- 2 A. West
- 2 P. Jacobsen

- 2 R. Krummenacher
- 2 **S. Cortese**
- 2 F. Caricasulo
- 1 P. Bontempi
- 1 P. Riba
- 1 W. Zeelenberg
- 1 G. Nannelli
- 1 J. Vd Goorbergh
- 1 L. Lanzi
- 1 A. Badovini
- 1 Y. Tiberio
- 1 M. Roccoli
- 1 R. Rolfo
- 1 S. Morais

- 1 M. Pirro
- 1 G. Rea
- 1 L. Zanetti
- 1 N. Tuuli
- 1 R. Wilairot

27/05/2018

These data/results cannot be reproduced, stored and/or transmitted in whole or in part by any manner of electronic, mechanical, photocopying, recording, broadcasting or otherwise now known or herein after developed without the previous express consent by the copyright owner, except for reproduction in daily press and regular printed publications on sale to the public within 60 days of the event related to those data/results and always provided that copyright symbol appears together as follows below.

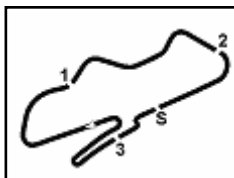
© DORNA WSBK ORGANIZATION Srl 2018

FKR PERUGIA TIMING


Official Tyre Supplier



Official Timekeeper


PROSECCO DOC UK Round, Donington Park 25-27 May 2018
World Supersport - Team Standings

	February 25 PHILLIP ISLAND	March 25 BURIRAM	April 15 ARAGÓN	April 22 ASSEN	May 13 IMOLA	May 27 DONINGTON PARK	June 10 BRNO	July 8 MISANO	September 16 PORTIMÃO	September 25 MAGNY COURS	October 14 VILLICUM	October 27 LOSAIL	
1 GRT Yamaha Official WorldSSP Team	169												
MAHIAS Lucas	90	25	20	13	13	8	11						
CARICASULO Federico	79	13	16	20		20	10						
2 Kallio Racing	126 (-43)												
CORTESE Sandro	102	16	13	25	10	13	25						
CRESSON Loris	24	4	3	4	6	3	4						
3 NRT	125 (-44)												
CLUZEL Jules	95	9		16	25	25	20						
GRADINGER Thomas	30	6	5		7	4	8						
4 BARDAHL Evan Bros. WorldSSP Team	94 (-75)												
KRUMMENACHER Randy	94	20	25	5	20	11	13						
5 MV Agusta Reparto Corse by Vamag	88 (-81)												
DE ROSA Raffaele	67	10	9		16	16	16						
BADOVINI Ayrton	21	7	1		4		9						
6 Profile Racing	50 (-119)												
STAPLEFORD Luke	45	11	6	10		11	7						
KENNEDY Jack	4		4										
HILL Stefan	1			1									
7 CIA Landlord Insurance Honda	49 (-120)												
TUULI Niki	38	5	7	8		9	9						
IRWIN Andrew	11					3	2	6					
8 EAB antwest Racing	32 (-137)												
WEST Anthony	32		10	7		10	5						
9 Kawasaki Puccetti Racing	27 (-142)												
MORAIS Sheridan	16			9			7						
OKUBO Hikari	8	2				6							
SOFUOGLU Kenan	3	3											
10 GEMAR Team Lorini	22 (-147)												
SMITH Kyle	22	8		11			3						
11 Team Hartog - Against Cancer	19 (-150)												
HARTOG Rob	19			6	8	5							
12 CORE Kawasaki Thailand Racing Team	11 (-158)												
WAROKORN Thitipong	11		11										
13 Yamaha Thailand Racing Team	10 (-159)												
WILAIROT Ratthapong	8		8										
KRAISART Decha	2		2										
14 Racedays	7 (-162)												
SOOMER Hannes	7				5		2						
15 Sterkman Motorsport by HRP	4 (-165)												
LAHTI Eemeli	4		3	1									
16 Chromeburner Wayne's Racingteam MiM	2 (-167)												
TESSELS Wayne	2			2									
17 Team GoEleven Kawasaki	2 (-167)												
CANDUCCI Michael	2		2										
18 Renzi Corse	1 (-168)												
MORRENTINO Nicola Jr.	1					1							
19 Cube Racing	1 (-168)												
TOPARIS Tom	1	1											
20 GMT94 Yamaha	1 (-168)												
PEROLARI Corentin	1					1							

27/05/2018

* Independent teams

These data/results cannot be reproduced, stored and/or transmitted in whole or in part by any manner of electronic, mechanical, photocopying, recording, broadcasting or otherwise now known or herein after developed without the previous express consent by the copyright owner, except for reproduction in daily press and regular printed publications on sale to the public within 60 days of the event related to those data/results and always provided that copyright symbol appears together as follows below.

© DORNA WSBK ORGANIZATION Srl 2018

PIRELLI


Official Tyre Supplier



Official Timekeeper