

## PROSECCO DOC UK Round, Donington Park 25-27 May 2018

### World Supersport - Results Free Practice 3rd Session

No.	Rider	Nat	Team	Bike	Class	Time	Gap	Rel.	Laps	Speed	
										Avg	Max
1	144 L. MAHIAS	FRA	GRT Yamaha Official WorldSSP Team	Yamaha YZF R6		<b>1'30.396</b>			11	160,215	<b>234,8</b>
2	11 S. CORTESE	GER	Kallio Racing	Yamaha YZF R6		<b>1'30.657</b>	0.261	0.261	12	159,754	<b>239,5</b>
3	64 F. CARICASULO	ITA	GRT Yamaha Official WorldSSP Team	Yamaha YZF R6		<b>1'30.880</b>	0.484	0.223	12	159,362	<b>237,9</b>
4	16 J. CLUZEL	FRA	NRT	Yamaha YZF R6		<b>1'31.112</b>	0.716	0.232	12	158,956	<b>244,4</b>
5	3 R. DE ROSA	ITA	MV Agusta Reparto Corse by Vamag	MV Agusta F3 675		<b>1'31.141</b>	0.745	0.029	12	158,905	<b>240,6</b>
6	21 R. KRUMMENACHER	SUI	BARDAHL Evan Bros. WorldSSP Team	Yamaha YZF R6		<b>1'31.369</b>	0.973	0.228	11	158,509	<b>238,4</b>
7	13 A. WEST	AUS	EAB antwest Racing	Kawasaki ZX-6R		<b>1'31.460</b>	1.064	0.091	8	158,351	<b>237,4</b>
8	78 H. OKUBO	JPN	Kawasaki Puccetti Racing	Kawasaki ZX-6R		<b>1'31.481</b>	1.085	0.021	11	158,315	<b>240,6</b>
9	86 A. BADOVINI	ITA	MV Agusta Reparto Corse by Vamag	MV Agusta F3 675		<b>1'31.496</b>	1.100	0.015	7	158,289	<b>234,3</b>
10	32 S. MORAIS	POR	Kawasaki Puccetti Racing	Kawasaki ZX-6R		<b>1'31.613</b>	1.217	0.117	11	158,087	<b>238,4</b>
11	81 L. STAPLEFORD	GBR	Profile Racing	Yamaha YZF R6		<b>1'31.662</b>	1.266	0.049	9	158,002	<b>237,4</b>
12	36 T. GRADINGER	AUT	NRT	Yamaha YZF R6		<b>1'32.055</b>	1.659	0.393	12	157,328	<b>240,0</b>
13	35 S. HILL	GBR	Profile Racing	Triumph Daytona 675		<b>1'32.116</b>	1.720	0.061	12	157,224	<b>232,3</b>
14	6 C. PEROLARI	FRA	GMT94 Yamaha	Yamaha YZF R6		<b>1'32.281</b>	1.885	0.165	11	156,942	<b>235,8</b>
15	47 R. HARTOG	NED	Team Hartog - Against Cancer	Kawasaki ZX-6R	ESS	<b>1'32.330</b>	1.934	0.049	11	156,859	<b>234,3</b>
16	96 A. IRWIN	GBR	CIA Landlord Insurance Honda	Honda CBR600RR		<b>1'32.372</b>	1.976	0.042	12	156,788	<b>234,3</b>
17	84 L. CRESSON	BEL	Kallio Racing	Yamaha YZF R6		<b>1'32.390</b>	1.994	0.018	8	156,757	<b>240,6</b>
18	111 K. SMITH	GBR	GEMAR Team Lorini	Honda CBR600RR		<b>1'32.540</b>	2.144	0.150	10	156,503	<b>232,8</b>
19	10 N. CALERO	ESP	Orelac Racing VerdNatura	Kawasaki ZX-6R		<b>1'32.632</b>	2.236	0.092	10	156,348	<b>234,3</b>
20	15 A. COPPOLA	ITA	GRT Yamaha Official WorldSSP Junior Team	Yamaha YZF R6	ESS	<b>1'33.003</b>	2.607	0.371	11	155,724	<b>230,8</b>
21	77 W. TESSELS	NED	Chromeburner Wayne's Racingteam MiM	Kawasaki ZX-6R	ESS	<b>1'33.189</b>	2.793	0.186	11	155,413	<b>236,9</b>
22	38 H. SOOMER	EST	Racedays	Honda CBR600RR		<b>1'33.304</b>	2.908	0.115	12	155,222	<b>237,4</b>
23	61 R. VICKERS	GBR	CIA Landlord Insurance Honda	Honda CBR600RR		<b>1'33.396</b>	3.000	0.092	11	155,069	<b>233,3</b>
24	74 J. VAN SIKKELERUS	NED	GEMAR Team Lorini	Honda CBR600RR		<b>1'33.404</b>	3.008	0.008	10	155,055	<b>230,3</b>
25	22 E. LAHTI	FIN	Sterkman Motorsport by HRP	Suzuki GSX-R600	ESS	<b>1'33.475</b>	3.079	0.071	12	154,938	<b>236,9</b>
26	65 M. CANDUCCI	ITA	Team GoEleven Kawasaki	Kawasaki ZX-6R		<b>1'33.920</b>	3.524	0.445	12	154,204	<b>234,3</b>
27	34 J. ITURRIOZ	ARG	Team GoEleven Kawasaki	Kawasaki ZX-6R		<b>1'34.598</b>	4.202	0.678	12	153,098	<b>232,8</b>

Qualifying Lap Time (107% of 1'30.396): 1'36.725

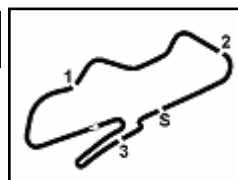
AIR	Humidity:	86%	Temp:	14°C
TRACK	Condition:	Dry	Temp:	20°C

Records	Pole (QP)	2015 K.Sofuoglu	1'29.925	161,050	Km/h
	Race (RC)	2015 J.Cluzel	1'30.425	160,160	Km/h
	Circuit (QP)	2015 K.Sofuoglu	1'29.925	161,050	Km/h

Start 26/05/2018 09:30 End 09:52 The results are provisional until the end of the time limit for protests and appeals and the completion of the technical checks.

These data/results cannot be reproduced, stored and/or transmitted in whole or in part by any manner of electronic, mechanical, photocopying, recording, broadcasting or otherwise now known or herein after developed without the previous express consent by the copyright owner, except for reproduction in daily press and regular printed publications on sale to the public within 60 days of the event related to those data/results and always provided that copyright symbol appears together as follows below.

© DORNA WSBK ORGANIZATION Srl 2018



## PROSECCO DOC UK Round, Donington Park 25-27 May 2018

### World Supersport - Results Free Practice 3rd Session

#### Session Highlights

Local Time	No. Rider	Description
09.30.00		Start
09.30.20		WorldSSP Pit Intervention Time: 1min 3secs
09.32.41	<b>6 C. PEROLARI</b>	Check Transponder Connection to the Battery
09.42.45	<b>15 A. COPPOLA</b>	On the Gravel - Re-Joined - Turn 4
09.46.42	<b>64 F. CARICASULO</b>	Current Lap Cancelled - Exceeded Track Limits - Turn 10
09.50.12	<b>86 A. BADOVINI</b>	Technical Problem - Turn 10
09.51.01	<b>61 R. VICKERS</b>	Crashed - Turn 12
09.51.18	<b>61 R. VICKERS</b>	Re-joined
09.52.29		End Of Session

#### Fastest Laps Sequence

No.	Rider	Nat	Team	Bike	Local Time	Time	Gap	Avg
<b>64</b>	<b>F. CARICASULO</b>	ITA	GRT Yamaha Official WorldSSP Team	Yamaha YZF R6	09:33'09.525	<b>1'32.620</b>		156,368
<b>11</b>	<b>S. CORTESE</b>	GER	Kallio Racing	Yamaha YZF R6	09:33'49.659	<b>1'32.126</b>	-0.494	157,206
<b>144</b>	<b>L. MAHIAS</b>	FRA	GRT Yamaha Official WorldSSP Team	Yamaha YZF R6	09:34'28.037	<b>1'31.503</b>	-0.623	158,277
<b>11</b>	<b>S. CORTESE</b>	GER	Kallio Racing	Yamaha YZF R6	09:35'20.850	<b>1'31.191</b>	-0.312	158,818
<b>11</b>	<b>S. CORTESE</b>	GER	Kallio Racing	Yamaha YZF R6	09:36'51.777	<b>1'30.927</b>	-0.264	159,279
<b>144</b>	<b>L. MAHIAS</b>	FRA	GRT Yamaha Official WorldSSP Team	Yamaha YZF R6	09:37'30.347	<b>1'30.892</b>	-0.035	159,341
<b>11</b>	<b>S. CORTESE</b>	GER	Kallio Racing	Yamaha YZF R6	09:41'32.527	<b>1'30.657</b>	-0.235	159,754
<b>144</b>	<b>L. MAHIAS</b>	FRA	GRT Yamaha Official WorldSSP Team	Yamaha YZF R6	09:50'59.003	<b>1'30.396</b>	-0.261	160,215

Start 09:30 End 09:52 The results are provisional until the end of the time limit for protests and appeals and the completion of the technical checks.

These data/results cannot be reproduced, stored and/or transmitted in whole or in part by any manner of electronic, mechanical, photocopying, recording, broadcasting or otherwise now known or herein after developed without the previous express consent by the copyright owner, except for reproduction in daily press and regular printed publications on sale to the public within 60 days of the event related to those data/results and always provided that copyright symbol appears together as follows below.

© DORNA WSBK ORGANIZATION Srl 2018

**PROSECCO DOC UK Round, Donington Park 25-27 May 2018**  
**World Supersport - Best Sectors & Speed Free Practice 3rd Session**

Donington Park 4.023 m

**BEST LAP**

1	144 L. MAHIAS	Yamaha YZF R6	1'30.396
2	11 S. CORTESE	Yamaha YZF R6	1'30.657
3	64 F. CARICASULO	Yamaha YZF R6	1'30.880
4	16 J. CLUZEL	Yamaha YZF R6	1'31.112
5	3 R. DE ROSA	MV Agusta F3 675	1'31.141
6	21 R. KRUMMENACHER	Yamaha YZF R6	1'31.369
7	13 A. WEST	Kawasaki ZX-6R	1'31.460
8	78 H. OKUBO	Kawasaki ZX-6R	1'31.481
9	86 A. BADOVINI	MV Agusta F3 675	1'31.496
10	32 S. MORAIS	Kawasaki ZX-6R	1'31.613
11	81 L. STAPLEFORD	Yamaha YZF R6	1'31.662
12	36 T. GRADINGER	Yamaha YZF R6	1'32.055
13	35 S. HILL	Triumph Daytona 675	1'32.116
14	6 C. PEROLARI	Yamaha YZF R6	1'32.281
15	47 R. HARTOG	Kawasaki ZX-6R	1'32.330
16	96 A. IRWIN	Honda CBR600RR	1'32.372
17	84 L. CRESSON	Yamaha YZF R6	1'32.390
18	111 K. SMITH	Honda CBR600RR	1'32.540
19	10 N. CALERO	Kawasaki ZX-6R	1'32.632
20	15 A. COPPOLA	Yamaha YZF R6	1'33.003
21	77 W. TESSELS	Kawasaki ZX-6R	1'33.189
22	38 H. SOOMER	Honda CBR600RR	1'33.304
23	61 R. VICKERS	Honda CBR600RR	1'33.396
24	74 J. VAN SIKKELERUS	Honda CBR600RR	1'33.404
25	22 E. LAHTI	Suzuki GSX-R600	1'33.475
26	65 M. CANDUCCI	Kawasaki ZX-6R	1'33.920
27	34 J. ITURRIOZ	Kawasaki ZX-6R	1'34.598

**SPEED**

1	16 J. CLUZEL	Yamaha YZF R6	244,4
2	78 H. OKUBO	Kawasaki ZX-6R	240,6
3	84 L. CRESSON	Yamaha YZF R6	240,6
4	3 R. DE ROSA	MV Agusta F3 675	240,6
5	36 T. GRADINGER	Yamaha YZF R6	240,0
6	11 S. CORTESE	Yamaha YZF R6	239,5
7	32 S. MORAIS	Kawasaki ZX-6R	238,4
8	21 R. KRUMMENACHER	Yamaha YZF R6	238,4
9	64 F. CARICASULO	Yamaha YZF R6	237,9
10	81 L. STAPLEFORD	Yamaha YZF R6	237,4
11	13 A. WEST	Kawasaki ZX-6R	237,4
12	38 H. SOOMER	Honda CBR600RR	237,4
13	22 E. LAHTI	Suzuki GSX-R600	236,9
14	77 W. TESSELS	Kawasaki ZX-6R	236,9
15	6 C. PEROLARI	Yamaha YZF R6	235,8
16	144 L. MAHIAS	Yamaha YZF R6	234,8
17	96 A. IRWIN	Honda CBR600RR	234,3
18	47 R. HARTOG	Kawasaki ZX-6R	234,3
19	10 N. CALERO	Kawasaki ZX-6R	234,3
20	86 A. BADOVINI	MV Agusta F3 675	234,3
21	65 M. CANDUCCI	Kawasaki ZX-6R	234,3
22	61 R. VICKERS	Honda CBR600RR	233,3
23	111 K. SMITH	Honda CBR600RR	232,8
24	34 J. ITURRIOZ	Kawasaki ZX-6R	232,8
25	35 S. HILL	Triumph Daytona 675	232,3
26	15 A. COPPOLA	Yamaha YZF R6	230,8
27	74 J. VAN SIKKELERUS	Honda CBR600RR	230,3

**SEG. 1**

1	11 S. CORTESE	19.469
2	21 R. KRUMMENACHER	19.544
3	16 J. CLUZEL	19.547
4	36 T. GRADINGER	19.571
5	144 L. MAHIAS	19.627
6	64 F. CARICASULO	19.647
7	78 H. OKUBO	19.655
8	3 R. DE ROSA	19.683
9	84 L. CRESSON	19.689
10	32 S. MORAIS	19.694
11	111 K. SMITH	19.720
12	35 S. HILL	19.729
13	13 A. WEST	19.756
14	96 A. IRWIN	19.759
15	47 R. HARTOG	19.764
16	86 A. BADOVINI	19.822
17	81 L. STAPLEFORD	19.826
18	6 C. PEROLARI	19.835
19	77 W. TESSELS	19.874
20	38 H. SOOMER	19.913
21	65 M. CANDUCCI	19.956
22	22 E. LAHTI	19.973
23	10 N. CALERO	19.974
24	74 J. VAN SIKKELERUS	20.019
25	15 A. COPPOLA	20.096
26	61 R. VICKERS	20.198
27	34 J. ITURRIOZ	20.235

**SEG. 2**

1	144 L. MAHIAS	24.499
2	11 S. CORTESE	24.585
3	3 R. DE ROSA	24.588
4	64 F. CARICASULO	24.706
5	16 J. CLUZEL	24.725
6	32 S. MORAIS	24.766
7	78 H. OKUBO	24.794
8	21 R. KRUMMENACHER	24.812
9	86 A. BADOVINI	24.857
10	81 L. STAPLEFORD	24.880
11	13 A. WEST	24.888
12	47 R. HARTOG	24.915
13	6 C. PEROLARI	24.958
14	35 S. HILL	25.006
15	96 A. IRWIN	25.012
16	36 T. GRADINGER	25.030
17	10 N. CALERO	25.038
18	111 K. SMITH	25.054
19	61 R. VICKERS	25.208
20	74 J. VAN SIKKELERUS	25.261
21	38 H. SOOMER	25.271
22	84 L. CRESSON	25.350
23	65 M. CANDUCCI	25.398
24	15 A. COPPOLA	25.420
25	77 W. TESSELS	25.437
26	22 E. LAHTI	25.472
27	34 J. ITURRIOZ	25.548

**SEG. 3**

1	11 S. CORTESE	22.800
2	144 L. MAHIAS	22.812
3	64 F. CARICASULO	22.919
4	16 J. CLUZEL	22.931
5	21 R. KRUMMENACHER	23.004
6	81 L. STAPLEFORD	23.008
7	32 S. MORAIS	23.013
8	78 H. OKUBO	23.023
9	111 K. SMITH	23.034
10	3 R. DE ROSA	23.049
11	13 A. WEST	23.062
12	36 T. GRADINGER	23.129
13	96 A. IRWIN	23.182
14	47 R. HARTOG	23.191
15	86 A. BADOVINI	23.203
16	35 S. HILL	23.227
17	6 C. PEROLARI	23.244
18	84 L. CRESSON	23.286
19	10 N. CALERO	23.287
20	61 R. VICKERS	23.350
21	74 J. VAN SIKKELERUS	23.394
22	77 W. TESSELS	23.409
23	38 H. SOOMER	23.421
24	15 A. COPPOLA	23.479
25	65 M. CANDUCCI	23.496
26	22 E. LAHTI	23.516
27	34 J. ITURRIOZ	23.740

**SEG. 4**

1	144 L. MAHIAS	23.441
2	64 F. CARICASULO	23.519
3	16 J. CLUZEL	23.540
4	11 S. CORTESE	23.595
5	86 A. BADOVINI	23.614
6	3 R. DE ROSA	23.628
7	13 A. WEST	23.723
8	84 L. CRESSON	23.760
9	21 R. KRUMMENACHER	23.798
10	81 L. STAPLEFORD	23.917
11	15 A. COPPOLA	23.947
12	32 S. MORAIS	23.961
13	35 S. HILL	23.984
14	78 H. OKUBO	24.009
15	36 T. GRADINGER	24.043
16	96 A. IRWIN	24.084
17	111 K. SMITH	24.145
18	10 N. CALERO	24.148
19	38 H. SOOMER	24.187
20	6 C. PEROLARI	24.202
21	74 J. VAN SIKKELERUS	24.247
22	47 R. HARTOG	24.286
23	22 E. LAHTI	24.353
24	77 W. TESSELS	24.432
25	61 R. VICKERS	24.455
26	65 M. CANDUCCI	24.516
27	34 J. ITURRIOZ	24.730

26/05/2018

These data/results cannot be reproduced, stored and/or transmitted in whole or in part by any manner of electronic, mechanical, photocopying, recording, broadcasting or otherwise now known or herein after developed without the previous express consent by the copyright owner, except for reproduction in daily press and regular printed publications on sale to the public within 60 days of the event related to those data/results and always provided that copyright symbol appears together as follows below.

© DORNA WSBK ORGANIZATION Srl 2018

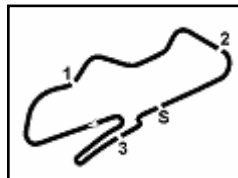
FICR PERUGIA TIMING



Official Tyre Supplier



Official Timekeeper



Donington Park 4.023 m

## PROSECCO DOC UK Round, Donington Park 25-27 May 2018

### World Supersport - Ideal Times Free Practice 3rd Session

No.	Rider	Nat	Bike	Seg. 1	Seg. 2	Seg. 3	Seg. 4	Ideal Time		
				Diff. 1	Diff. 2	Diff. 3	Diff. 4	Best Lap	Pos.	Diff.
1	144 L. MAHIAS	FRA	Yamaha YZF R6	19.627 0.017	<b>24.499</b>	22.812	<b>23.441</b>	<b>1'30.379</b> 1'30.396	1	0.017
2	11 S. CORTESE	GER	Yamaha YZF R6	<b>19.469</b> 0.124	24.585 0.026	<b>22.800</b> 0.058	23.595	<b>1'30.449</b> 1'30.657	2	0.208
3	16 J. CLUZEL	FRA	Yamaha YZF R6	19.547 0.052	24.725 0.089	22.931 0.162	23.540 0.066	<b>1'30.743</b> 1'31.112	4	0.369
4	64 F. CARICASULO	ITA	Yamaha YZF R6	19.647	24.706	22.919	23.519 0.089	<b>1'30.791</b> 1'30.880	3	0.089
5	3 R. DE ROSA	ITA	MV Agusta F3 675	19.683 0.115	24.588	23.049	23.628 0.078	<b>1'30.948</b> 1'31.141	5	0.193
6	21 R. KRUMMENACHER	SUI	Yamaha YZF R6	19.544 0.156	24.812	23.004	23.798 0.055	<b>1'31.158</b> 1'31.369	6	0.211
7	13 A. WEST	AUS	Kawasaki ZX-6R	19.756	24.888	23.062 0.030	23.723 0.001	<b>1'31.429</b> 1'31.460	7	0.031
8	32 S. MORAIS	POR	Kawasaki ZX-6R	19.694 0.099	24.766 0.080	23.013	23.961	<b>1'31.434</b> 1'31.613	10	0.179
9	78 H. OKUBO	JPN	Kawasaki ZX-6R	19.655	24.794	23.023	24.009	<b>1'31.481</b> 1'31.481	8	
10	86 A. BADOVINI	ITA	MV Agusta F3 675	19.822	24.857	23.203	23.614	<b>1'31.496</b> 1'31.496	9	
11	81 L. STAPLEFORD	GBR	Yamaha YZF R6	19.826 0.030	24.880 0.001	23.008	23.917	<b>1'31.631</b> 1'31.662	11	0.031
12	36 T. GRADINGER	AUT	Yamaha YZF R6	19.571 0.046	25.030 0.102	23.129 0.123	24.043 0.011	<b>1'31.773</b> 1'32.055	12	0.282
13	35 S. HILL	GBR	Triumph Daytona 675	19.729 0.170	25.006	23.227	23.984	<b>1'31.946</b> 1'32.116	13	0.170
14	111 K. SMITH	GBR	Honda CBR600RR	19.720 0.094	25.054 0.051	23.034 0.218	24.145 0.224	<b>1'31.953</b> 1'32.540	18	0.587
15	96 A. IRWIN	GBR	Honda CBR600RR	19.759 0.086	25.012 0.030	23.182 0.009	24.084 0.210	<b>1'32.037</b> 1'32.372	16	0.335
16	84 L. CRESSON	BEL	Yamaha YZF R6	19.689 0.169	25.350 0.102	23.286 0.034	23.760	<b>1'32.085</b> 1'32.390	17	0.305
17	47 R. HARTOG	NED	Kawasaki ZX-6R	19.764 0.048	24.915	23.191 0.034	24.286 0.092	<b>1'32.156</b> 1'32.330	15	0.174
18	6 C. PEROLARI	FRA	Yamaha YZF R6	19.835 0.042	24.958	23.244	24.202	<b>1'32.239</b> 1'32.281	14	0.042
19	10 N. CALERO	ESP	Kawasaki ZX-6R	19.974 0.073	25.038 0.085	23.287 0.027	24.148	<b>1'32.447</b> 1'32.632	19	0.185
20	38 H. SOOMER	EST	Honda CBR600RR	19.913 0.052	25.271 0.080	23.421 0.122	24.187 0.258	<b>1'32.792</b> 1'33.304	22	0.512
21	74 J. VAN SIKKELERUS	NED	Honda CBR600RR	20.019 0.274	25.261	23.394	24.247 0.209	<b>1'32.921</b> 1'33.404	24	0.483
22	15 A. COPPOLA	ITA	Yamaha YZF R6	20.096	25.420 0.037	23.479 0.024	23.947	<b>1'32.942</b> 1'33.003	20	0.061
23	77 W. TESSELS	NED	Kawasaki ZX-6R	19.874	25.437	23.409	24.432 0.037	<b>1'33.152</b> 1'33.189	21	0.037
24	61 R. VICKERS	GBR	Honda CBR600RR	20.198 0.121	25.208	23.350 0.064	24.455	<b>1'33.211</b> 1'33.396	23	0.185
25	22 E. LAHTI	FIN	Suzuki GSX-R600	19.973 0.034	25.472 0.066	23.516 0.061	24.353 0.061	<b>1'33.314</b> 1'33.475	25	0.161
26	65 M. CANDUCCI	ITA	Kawasaki ZX-6R	19.956	25.398 0.030	23.496 0.222	24.516 0.302	<b>1'33.366</b> 1'33.920	26	0.554
27	34 J. ITURRIOZ	ARG	Kawasaki ZX-6R	20.235	25.548	23.740 0.051	24.730 0.294	<b>1'34.253</b> 1'34.598	27	0.345
<b>Overall Ideal Time</b>				19.469	24.499	22.800	23.441	<b>1'30.209</b>		

26/05/2018

These data/results cannot be reproduced, stored and/or transmitted in whole or in part by any manner of electronic, mechanical, photocopying, recording, broadcasting or otherwise now known or herein after developed without the previous express consent by the copyright owner, except for reproduction in daily press and regular printed publications on sale to the public within 60 days of the event related to those data/results and always provided that copyright symbol appears together as follows below.

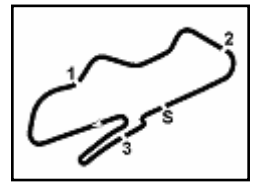
© DORNA WSBK ORGANIZATION Srl 2018

**PIRELLI PERUGIA TIMING**


Official Tyre Supplier



Official Timekeeper



## PROSECCO DOC UK Round, Donington Park 25-27 May 2018

### World Supersport - Chronological Analysis Free Practice 3rd Session

1° 144 L. MAHIAS (1'30.396)								5° 3 R. DE ROSA (1'31.141)							
Lap	Seg.1	Seg.2	Seg.3	Seg.4	Lap Time	km/h	Local Time	Lap	Seg.1	Seg.2	Seg.3	Seg.4	Lap Time	km/h	Local Time
1		26.065	23.757	24.260		231,3	9:32'56.534	1		27.136	24.282	24.753	231,3	9:32'28.730	
2	19.916	25.029	22.908	23.650	1'31.503	<b>234,8</b>	9:34'28.037	2	20.243	24.941	23.404	23.894	1'32.482	233,8	9:34'01.212
3	19.665	24.947	23.051	23.755	1'31.418	233,3	9:35'59.455	3	19.886	24.833	23.178	23.846	1'31.743	233,8	9:35'32.955
4	19.649	24.719	22.970	23.554	1'30.892	234,3	9:37'30.347	4	19.833	24.878	23.070	23.870	1'31.651	234,8	9:37'04.606
5	<b>19.627</b>	24.797	23.112	23.673	1'31.209	<b>234,8</b>	9:39'01.556	5	19.819	24.844	23.108	23.790	1'31.561	234,3	9:38'36.167
6	19.638	24.812	22.961	23.696	1'31.107	233,8	9:40'32.663	6	20.195	25.005	23.214	24.013	1'32.427	234,8	9:40'08.594
7	19.706	25.028	22.992	23.597	1'31.323	233,3	9:42'03.986	7	19.891	24.896	23.056	23.672	1'31.515	234,8	9:41'40.109
8	21.776	26.296	24.029	28.940	1'41.041P	225,4	9:43'45.027	8	19.727	24.950	23.137	23.687	1'31.501	234,3	9:43'11.610
9	1'29.121	25.362	23.247	23.780	2'41.510P	231,8	9:46'26.537	9	19.872	24.751	23.118	23.670	1'31.411	234,3	9:44'43.021
10	19.679	24.774	23.033	23.584	1'31.070	232,8	9:47'57.607	10	19.857	24.714	23.198	23.676	1'31.445	233,8	9:46'14.466
11	19.725	24.792	22.939	23.544	1'31.000	232,3	9:49'28.607	11	<b>19.683</b>	25.096	23.565	24.324	1'32.668	<b>240,6</b>	9:47'47.134
12	19.644	<b>24.499</b>	<b>22.812</b>	<b>23.441</b>	<b>1'30.396</b>	233,8	9:50'59.003	12	19.773	24.669	23.116	<b>23.628</b>	1'31.186	235,3	9:49'18.320
								13	19.798	<b>24.588</b>	<b>23.049</b>	23.706	<b>1'31.141</b>	234,3	9:50'49.461

2° 11 S. CORTESE (1'30.657)								6° 21 R. KRUMMENACHER (1'31.369)							
Lap	Seg.1	Seg.2	Seg.3	Seg.4	Lap Time	km/h	Local Time	Lap	Seg.1	Seg.2	Seg.3	Seg.4	Lap Time	km/h	Local Time
1		26.971	24.401	24.863		229,8	9:32'17.533	1		27.476	24.154	24.435	235,3	9:32'12.714	
2	19.942	25.000	23.044	24.140	1'32.126	237,4	9:33'49.659	2	20.110	25.497	23.264	23.838	1'32.709	236,9	9:33'45.423
3	19.730	24.833	22.894	23.734	1'31.191	236,9	9:35'20.850	3	20.019	25.190	23.171	23.827	1'32.207	235,8	9:35'17.630
4	19.583	24.790	<b>22.800</b>	23.754	1'30.927	237,9	9:36'51.777	4	19.697	24.911	23.019	24.132	1'31.759	237,9	9:36'49.389
5	19.500	24.874	23.072	24.696	1'32.142	239,0	9:38'23.919	5	20.190	26.799	23.764	24.735	1'35.488	237,9	9:38'24.877
6	19.885	26.648	24.974	26.444	1'37.951	225,9	9:40'01.870	6	19.632	24.887	23.053	23.874	1'31.446	<b>238,4</b>	9:39'56.323
7	19.593	24.611	22.858	<b>23.595</b>	<b>1'30.657</b>	237,9	9:41'32.527	7	20.278	25.511	23.433	24.289	1'33.511	235,8	9:41'29.834
8	19.577	24.620	22.961	23.718	1'30.876	237,4	9:43'03.403	8	19.700	<b>24.812</b>	<b>23.004</b>	23.853	<b>1'31.369</b>	235,8	9:43'01.203
9	19.497	24.737	23.149	24.416	1'31.799	<b>239,5</b>	9:44'35.202	9	20.054	25.928	23.565	25.726	1'35.273	234,3	9:44'36.476
10	<b>19.469</b>	24.860	22.905	23.835	1'31.069	237,9	9:46'06.271	10	<b>19.544</b>	25.088	23.101	<b>23.798</b>	1'31.531	237,4	9:46'08.007
11	20.275	26.571	23.912	26.504	1'37.262	228,3	9:47'43.533	11	19.686	25.028	23.032	<b>23.862</b>	1'31.608	236,9	9:47'39.615
12	19.619	<b>24.585</b>	22.953	23.765	1'30.922	237,4	9:49'14.455	12	19.679	25.542	24.198	34.692	1'44.111P	226,4	9:49'23.726
13	19.516	24.601	22.952	23.752	1'30.821	<b>239,5</b>	9:50'45.276								

3° 64 F. CARICASULO (1'30.880)								7° 13 A. WEST (1'31.460)							
Lap	Seg.1	Seg.2	Seg.3	Seg.4	Lap Time	km/h	Local Time	Lap	Seg.1	Seg.2	Seg.3	Seg.4	Lap Time	km/h	Local Time
1		26.041	23.540	24.059		235,3	9:31'36.905	1		27.789	24.963	24.959	225,9	9:32'17.910	
2	20.115	25.499	23.254	23.752	1'32.620	235,3	9:33'09.525	2	20.200	25.365	23.500	23.954	1'33.019	235,8	9:33'50.929
3	19.969	24.991	22.992	23.686	1'31.638	237,4	9:34'41.163	3	19.957	25.254	23.386	23.822	1'32.419	235,8	9:35'23.348
4	20.012	25.092	23.040	24.048	1'32.192	237,4	9:36'13.355	4	19.982	25.109	23.416	23.896	1'32.403	234,8	9:36'55.751
5	19.873	24.993	23.140	23.673	1'31.679	236,9	9:37'45.034	5	19.998	25.225	23.278	23.815	1'32.316	235,3	9:38'28.067
6	19.991	24.753	23.021	28.072	1'35.837	236,9	9:39'20.871	6	23.702	27.532	24.739	24.965	1'40.938	226,9	9:40'09.005
7	19.823	24.994	23.088	23.674	1'31.579	237,4	9:40'52.450	7	19.913	25.007	<b>23.062</b>	<b>23.723</b>	1'31.705	<b>237,4</b>	9:41'40.710
8	<b>19.647</b>	<b>24.706</b>	<b>22.919</b>	23.608	<b>1'30.880</b>	<b>237,9</b>	9:42'23.330	8	<b>19.756</b>	<b>24.888</b>	23.092	23.724	<b>1'31.460</b>	236,3	9:43'12.170
9	19.835	24.823	22.979	23.675	1'31.312	<b>237,9</b>	9:43'54.642	9	22.120	27.284	24.733	32.272	1'46.409P	225,4	9:44'58.579
10	19.768	25.015	23.170	<b>23.519</b>	1'31.472	235,8	9:45'26.114								
11	19.855	24.784	26.275	24.636	1'35.550C	236,3	9:47'01.664								
12	19.946	25.043	23.202	23.727	1'31.918	236,3	9:48'33.582								
13	19.974	24.870	23.266	23.703	1'31.813	237,4	9:50'05.395								

4° 16 J. CLUZEL (1'31.112)								8° 78 H. OKUBO (1'31.481)							
Lap	Seg.1	Seg.2	Seg.3	Seg.4	Lap Time	km/h	Local Time	Lap	Seg.1	Seg.2	Seg.3	Seg.4	Lap Time	km/h	Local Time
1		26.402	23.856	24.053		237,9	9:33'01.620	1		27.082	23.976	24.621	235,8	9:31'41.836	
2	19.680	24.985	<b>22.931</b>	24.494	1'32.090	243,3	9:34'33.710	2	20.330	25.299	23.257	24.453	1'33.339	235,3	9:33'15.175
3	19.888	<b>24.725</b>	23.332	23.882	1'31.827	<b>244,4</b>	9:36'05.537	3	19.859	25.152	23.403	24.079	1'32.493	<b>240,6</b>	9:34'47.668
4	19.652	25.075	23.058	<b>23.540</b>	1'31.325	240,6	9:37'36.862	4	19.888	25.121	23.085	24.066	1'32.160	236,3	9:36'19.828
5	19.601	24.790	23.181	23.684	1'31.256	241,1	9:39'08.118	5	19.739	25.083	23.068	24.263	1'32.153	236,9	9:37'51.981
6	20.364	25.887	23.590	24.170	1'34.011	239,0	9:40'42.129	6	20.158	27.007	23.420	27.233	1'37.818	235,8	9:39'29.799
7	19.637	24.799	23.079	23.639	1'31.154	240,0	9:42'13.283	7	20.096	25.023	23.121	24.056	1'32.296	236,9	9:41'02.095
8	<b>19.547</b>	24.857	23.108	24.479	1'31.991	239,5	9:43'45.274	8	19.694	25.013	23.158	24.221	1'32.086	234,3	9:42'34.181
9	19.647	24.874	23.008	24.135	1'31.664	240,6	9:45'16.938	9	19.744	25.445	23.178	27.965	1'36.332	233,8	9:44'10.513
10	19.557	24.894	23.011	23.720	1'31.182	241,1	9:46'48.120	10	20.290	25.518	23.415	28.865	1'38.088P	232,3	9:45'48.601
11	19.577	24.774	23.178	23.710	1'31.239	241,1	9:48'19.359	11	2'15.237	24.975	23.024	24.162	3'27.398P	235,8	9:49'15.999
12	19.680	27.051	24.090	24.459	1'35.280	229,8	9:49'54.639	12	<b>19.655</b>	<b>24.794</b>	<b>23.023</b>	<b>24.009</b>	<b>1'31.481</b>	235,3	9:50'47.480
13	19.599	24.814	23.093	23.606	<b>1'31.112</b>	240,0	9:51'25.751								

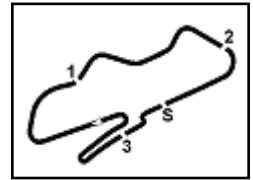
  

9° 86 A. BADOVINI (1'31.496)							
Lap	Seg.1	Seg.2	Seg.3	Seg.4	Lap Time	km/h	Local Time
1		28.561	25.348	25.148		216,8	9:32'48.018
2	20.543	25.552	23.581	23.813	1'33.489	233,3	9:34'21.507
3	19.967	25.123	23.422	23.905	1'32.417	233,3	9:35'53.924
4	20.040	25.020	23.297	23.731	1'32.088	<b>234,3</b>	9:37'26.012

26/05/2018 P = Pits In/Out - C = Lap Time Cancelled

These data/results cannot be reproduced, stored and/or transmitted in whole or in part by any manner of electronic, mechanical, photocopying, recording, broadcasting or otherwise now known or herein after developed without the previous express consent by the copyright owner, except for reproduction in daily press and regular printed publications on sale to the public within 60 days of the event related to those data/results and always provided that copyright symbol appears together as follows below.

© DORNA WSBK ORGANIZATION Srl 2018



## PROSECCO DOC UK Round, Donington Park 25-27 May 2018

### World Supersport - Chronological Analysis Free Practice 3rd Session

5	19.877	24.968	23.341	23.736	1'31.922	233,8	9:38'57.934
6	20.585	26.681	24.835	28.299	1'40.400P	220,8	9:40'38.334
7	4'55.249	28.251	23.625	23.837	6'10.962P	232,8	9:46'49.296
8	<b>19.822</b>	<b>24.857</b>	<b>23.203</b>	<b>23.614</b>	<b>1'31.496</b>	<b>234,3</b>	9:48'20.792

10° 32 S. MORAIS (1'31.613)							
Lap	Seg.1	Seg.2	Seg.3	Seg.4	Lap Time	km/h	Local Time
1		27.163	23.868	24.824		235,3	9:31'41.630
2	20.193	25.388	23.433	24.304	1'33.318	234,3	9:33'14.948
3	19.913	25.162	24.118	24.865	1'34.058	237,9	9:34'49.006
4	19.942	24.818	23.083	24.777	1'32.620	<b>238,4</b>	9:36'21.626
5	19.761	<b>24.766</b>	23.218	24.064	1'31.809	<b>238,4</b>	9:37'53.435
6	19.826	26.645	24.116	24.476	1'35.063	215,9	9:39'28.498
7	19.793	24.846	<b>23.013</b>	<b>23.961</b>	<b>1'31.613</b>	<b>238,4</b>	9:41'00.111
8	20.716	28.138	25.747	32.002	1'46.603P	191,0	9:42'46.714
9	2'43.370	26.515	23.754	24.746	3'58.385P	230,3	9:46'45.099
10	19.864	24.921	23.161	24.089	1'32.035	236,3	9:48'17.134
11	19.696	24.925	23.610	24.084	1'32.315	235,8	9:49'49.449
12	<b>19.694</b>	24.789	23.371	24.194	1'32.048	235,8	9:51'21.497

11° 81 L. STAPLEFORD (1'31.662)							
Lap	Seg.1	Seg.2	Seg.3	Seg.4	Lap Time	km/h	Local Time
1		26.494	23.876	24.952		233,3	9:32'00.256
2	20.299	25.564	23.447	24.320	1'33.630	234,8	9:33'33.886
3	20.058	25.203	23.432	24.131	1'32.824	234,8	9:35'06.710
4	19.994	25.141	23.265	24.239	1'32.639	235,8	9:36'39.349
5	19.932	25.186	23.207	28.200	1'36.525P	<b>237,4</b>	9:38'15.874
6	4'00.366	25.870	23.598	24.355	5'14.189P	233,3	9:43'30.063
7	19.941	25.082	23.255	27.322	1'35.600P	235,8	9:45'05.663
8	1'05.722	25.749	23.386	24.714	2'19.571P	235,3	9:47'25.234
9	19.856	24.881	<b>23.008</b>	<b>23.917</b>	<b>1'31.662</b>	236,9	9:48'56.896
10	<b>19.826</b>	<b>24.880</b>	29.960	26.564	1'41.230	234,8	9:50'38.126

12° 36 T. GRADINGER (1'32.055)							
Lap	Seg.1	Seg.2	Seg.3	Seg.4	Lap Time	km/h	Local Time
1		26.419	23.970	24.742		231,8	9:32'00.543
2	20.106	25.718	26.494	24.466	1'36.784	237,9	9:33'37.327
3	20.063	25.176	23.386	24.241	1'32.866	237,9	9:35'10.193
4	20.055	26.077	23.481	24.273	1'33.886	236,3	9:36'44.079
5	19.792	25.149	23.257	24.296	1'32.494	239,5	9:38'16.573
6	19.920	25.275	<b>23.129</b>	28.650	1'36.974	237,9	9:39'53.547
7	19.819	25.196	23.192	24.069	1'32.276	237,9	9:41'25.823
8	19.717	25.138	23.162	24.118	1'32.135	237,4	9:42'57.958
9	19.776	25.674	25.436	24.283	1'35.169	230,8	9:44'33.127
10	<b>19.571</b>	25.597	23.468	24.126	1'32.762	236,9	9:46'05.889
11	19.900	25.124	23.162	<b>24.043</b>	1'32.229	238,4	9:47'38.118
12	19.771	<b>25.030</b>	23.588	24.098	1'32.487	<b>240,0</b>	9:49'10.605
13	19.617	25.132	23.252	24.054	<b>1'32.055</b>	237,9	9:50'42.660

13° 35 S. HILL (1'32.116)							
Lap	Seg.1	Seg.2	Seg.3	Seg.4	Lap Time	km/h	Local Time
1		27.038	23.992	24.573		227,3	9:31'54.877
2	20.049	25.647	23.483	24.262	1'33.441	228,3	9:33'28.318
3	19.935	25.200	23.358	24.208	1'32.701	228,8	9:35'01.019
4	19.962	25.228	23.401	24.071	1'32.662	230,3	9:36'33.681
5	<b>19.729</b>	25.097	23.348	24.048	1'32.222	231,8	9:38'05.903
6	19.807	25.495	23.491	24.797	1'33.590	228,3	9:39'39.493
7	19.889	25.456	23.563	24.462	1'33.370	230,8	9:41'12.863
8	19.888	25.428	23.431	24.422	1'33.169	227,8	9:42'46.032
9	20.013	25.433	23.605	24.208	1'33.259	225,9	9:44'19.291
10	21.896	25.613	23.487	24.694	1'35.690	229,3	9:45'54.981
11	19.899	<b>25.006</b>	<b>23.227</b>	<b>23.984</b>	<b>1'32.116</b>	<b>232,3</b>	9:47'27.097
12	19.856	29.086	24.910	24.954	1'38.806	223,1	9:49'05.903
13	20.033	25.206	23.955	25.835	1'35.029	225,9	9:50'40.932

14° 6 C. PEROLARI (1'32.281)							
Lap	Seg.1	Seg.2	Seg.3	Seg.4	Lap Time	km/h	Local Time
1		27.311	24.313	25.153		234,3	9:31'43.181
2	20.476	25.594	23.742	24.560	1'34.372	234,8	9:33'17.553
3	20.299	25.416	23.654	24.371	1'33.740	235,3	9:34'51.293
4	19.999	25.347	23.629	24.259	1'33.234	234,8	9:36'24.527
5	19.903	25.280	23.550	24.338	1'33.071	<b>235,8</b>	9:37'57.598
6	21.610	30.818	27.616	25.167	1'45.211	194,8	9:39'42.809
7	20.131	26.650	24.040	24.571	1'35.392	233,8	9:41'18.201
8	20.114	25.420	23.879	29.224	1'38.637P	233,3	9:42'56.838
9	1'51.066	26.541	24.090	24.624	3'06.321P	235,3	9:46'03.159
10	19.877	<b>24.958</b>	<b>23.244</b>	<b>24.202</b>	<b>1'32.281</b>	<b>235,8</b>	9:47'35.440
11	19.988	25.077	23.399	24.443	1'32.907	234,8	9:49'08.347
12	<b>19.835</b>	27.782	23.882	24.601	1'36.100	234,8	9:50'44.447

15° 47 R. HARTOG (1'32.330)							
Lap	Seg.1	Seg.2	Seg.3	Seg.4	Lap Time	km/h	Local Time
1		26.465	23.602	25.332		233,3	9:31'40.022
2	20.042	25.051	23.369	24.557	1'33.019	<b>234,3</b>	9:33'13.041
3	19.804	25.300	23.356	<b>24.286</b>	1'32.746	232,3	9:34'45.787
4	19.869	25.265	23.322	24.302	1'32.758	232,8	9:36'18.545
5	<b>19.764</b>	25.328	23.501	25.044	1'33.637	233,8	9:37'52.182
6	20.180	26.018	23.724	24.394	1'34.316	231,8	9:39'26.498
7	20.058	25.346	23.425	24.430	1'33.259	231,3	9:40'59.757
8	19.856	25.352	25.476	25.125	1'35.809	231,8	9:42'35.566
9	19.961	25.456	23.680	34.743	1'43.840P	233,3	9:44'19.406
10	2'32.300	26.598	23.447	24.465	3'46.810P	233,3	9:48'06.216
11	19.903	24.990	<b>23.191</b>	24.394	1'32.478	231,3	9:49'38.694
12	19.812	<b>24.915</b>	23.225	24.378	<b>1'32.330</b>	231,3	9:51'11.024

16° 96 A. IRWIN (1'32.372)							
Lap	Seg.1	Seg.2	Seg.3	Seg.4	Lap Time	km/h	Local Time
1		26.482	23.633	24.430		232,8	9:31'38.621
2	20.016	25.365	23.221	<b>24.084</b>	1'32.686	<b>234,3</b>	9:33'11.307
3	19.917	25.068	23.326	24.231	1'32.542	230,8	9:34'43.849
4	19.894	25.164	23.306	24.319	1'32.683	230,3	9:36'16.532
5	<b>19.759</b>	25.412	23.302	24.282	1'32.755	231,3	9:37'49.287
6	19.922	25.136	<b>23.182</b>	24.167	1'32.407	231,3	9:39'21.694
7	19.845	25.042	23.191	24.294	<b>1'32.372</b>	233,3	9:40'54.066
8	19.812	26.237	23.330	24.318	1'33.697	231,3	9:42'27.763
9	19.925	25.160	23.194	24.293	1'32.572	231,3	9:44'00.335
10	19.821	26.123	23.558	24.717	1'34.219	228,3	9:45'34.554
11	19.976	<b>25.012</b>	23.271	24.325	1'32.584	230,8	9:47'07.138
12	19.978	25.031	23.260	24.203	1'32.472	231,3	9:48'39.610
13	19.880	25.150	23.330	24.355	1'32.715	230,8	9:50'12.325

17° 84 L. CRESSON (1'32.390)							
Lap	Seg.1	Seg.2	Seg.3	Seg.4	Lap Time	km/h	Local Time
1		27.004	24.270	24.627		234,3	9:32'59.208
2	20.317	25.834	23.656	24.391	1'34.198	236,9	9:34'33.406
3	20.402	25.380	23.462	24.113	1'33.357	<b>240,6</b>	9:36'06.763
4	19.927	<b>25.350</b>	23.659	24.286	1'33.222	238,4	9:37'39.985
5	21.374	25.776	23.378	24.000	1'34.528	240,0	9:39'14.513
6	19.999	25.387	23.339	24.119	1'32.844	238,4	9:40'47.357
7	19.858	25.452	23.320	<b>23.760</b>	<b>1'32.390</b>	239,0	9:42'19.747
8	<b>19.689</b>	25.674	<b>23.286</b>	24.030	1'32.679	237,4	9:43'52.426
9	20.776	26.426	23.598	25.011	6'40.928	234,8	9:50'33.354

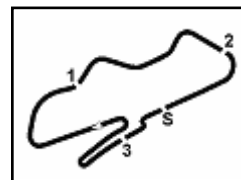
18° 111 K. SMITH (1'32.540)							
Lap	Seg.1	Seg.2	Seg.3	Seg.4	Lap Time	km/h	Local Time
1		28.025	24.481	25.016		230,8	9:31'59.610
2	20.437	26.223	23.668	24.618	1'34.946	<b>232,8</b>	9:33'34.556
3	19.978	25.623	23.535	24.337	1'33.473	228,8	9:35'08.029

26/05/2018 P = Pits In/Out - C = Lap Time Cancelled

These data/results cannot be reproduced, stored and/or transmitted in whole or in part by any manner of electronic, mechanical, photocopying, recording, broadcasting or otherwise now known or herein after developed without the previous express consent by the copyright owner, except for reproduction in daily press and regular printed publications on sale to the public within 60 days of the event related to those data/results and always provided that copyright symbol appears together as follows below.

© DORNA WSBK ORGANIZATION Srl 2018





## PROSECCO DOC UK Round, Donington Park 25-27 May 2018

### World Supersport - Chronological Analysis Free Practice 3rd Session

Donington Park 4.023 m

3 / 4

4	19.720	25.493	23.301	24.145	1'32.659	231,8	9:36'40.688	10	19.997	25.331	23.480	24.505	1'33.313	237,4	9:45'53.756
5	20.001	25.340	23.368	30.962	1'39.671P	232,3	9:38'20.359	11	20.034	25.391	23.421	24.719	1'33.565	233,8	9:47'27.321
6	3'05.965	26.137	23.828	24.800	4'20.730P	229,3	9:42'41.089	12	19.965	25.351	23.543	24.445	1'33.304	232,8	9:49'00.625
7	19.996	25.311	23.425	24.381	1'33.113	229,8	9:44'14.202	13	20.130	25.271	23.914	24.444	1'33.759	233,8	9:50'34.384
8	19.975	25.137	23.079	24.509	1'32.700	231,3	9:45'46.902								
9	20.052	25.054	23.034	24.434	1'32.574	231,8	9:47'19.476								
10	19.814	25.105	23.252	24.369	1'32.540	230,3	9:48'52.016								
11	20.087	25.604	23.773	31.317	1'40.781P	230,3	9:50'32.797								

23° 61 R. VICKERS (1'33.396)							
Lap	Seg.1	Seg.2	Seg.3	Seg.4	Lap Time	km/h	Local Time
1		27.110	24.171	25.201	230,8	9:31'50.083	
2	20.650	25.764	23.525	24.710	1'34.649	232,3	9:33'24.732
3	20.528	25.723	23.471	24.613	1'34.335	233,3	9:34'59.067
4	20.319	25.208	23.414	24.455	1'33.396	233,3	9:36'32.463
5	20.298	25.442	23.468	24.936	1'34.144	232,8	9:38'06.607
6	20.246	25.227	23.417	24.918	1'33.808	233,3	9:39'40.415
7	20.392	25.343	23.350	24.940	1'34.025	232,3	9:41'14.440
8	20.385	25.698	23.777	29.354	1'39.214P	229,3	9:42'53.654
9	2'01.313	27.857	24.059	25.453	3'18.682P	231,8	9:46'12.336
10	20.662	25.709	23.779	24.960	1'35.110	233,3	9:47'47.446
11	20.198	25.426	23.746	24.907	1'34.277	232,8	9:49'21.723
12	20.284	25.347	23.438	52.632	2'01.701P	232,8	9:51'23.424

19° 10 N. CALERO (1'32.632)							
Lap	Seg.1	Seg.2	Seg.3	Seg.4	Lap Time	km/h	Local Time
1		26.080	24.051	24.669	235,3	9:32'01.100	
2	20.191	25.784	23.721	24.396	1'34.092	234,3	9:33'35.192
3	20.045	25.314	23.518	24.261	1'33.138	232,8	9:35'08.330
4	19.974	25.273	23.533	24.501	1'33.281	232,3	9:36'41.611
5	20.157	25.203	23.512	24.313	1'33.185	230,8	9:38'14.796
6	22.494	25.330	23.515	31.528	1'42.867P	233,3	9:39'57.663
7	3'00.576	28.448	23.641	24.698	4'17.363P	231,3	9:44'15.026
8	20.047	25.123	23.314	24.148	1'32.632	232,8	9:45'47.658
9	19.983	25.038	23.287	24.694	1'33.002	231,8	9:47'20.660
10	20.178	28.584	24.613	27.686	1'41.061	231,3	9:49'01.721
11	20.269	25.140	23.336	24.370	1'33.115	232,8	9:50'34.836

24° 74 J. VAN SIKKELERUS (1'33.404)							
Lap	Seg.1	Seg.2	Seg.3	Seg.4	Lap Time	km/h	Local Time
1		28.420	25.139	25.324	225,4	9:32'00.247	
2	20.837	26.263	23.908	24.505	1'35.513	227,8	9:33'35.760
3	20.167	25.636	23.853	24.456	1'34.112	228,8	9:35'09.872
4	20.190	26.576	23.676	24.506	1'34.948	228,3	9:36'44.820
5	20.207	25.547	23.834	24.507	1'34.095	227,8	9:38'18.915
6	20.612	26.594	23.880	28.417	1'39.503P	225,9	9:39'58.418
7	2'53.761	26.472	26.586	30.467	4'17.286P	179,2	9:46'12.336
8	20.169	25.609	23.489	24.247	1'33.514	229,8	9:45'49.218
9	20.019	25.386	23.415	24.694	1'33.514	228,8	9:47'22.732
10	20.203	25.675	23.587	24.474	1'33.939	229,8	9:48'56.671
11	20.293	25.261	23.394	24.456	1'33.404	230,3	9:50'30.075

20° 15 A. COPPOLA (1'33.003)							
Lap	Seg.1	Seg.2	Seg.3	Seg.4	Lap Time	km/h	Local Time
1		29.113	27.381	27.116	197,7	9:32'04.684	
2	20.634	25.946	23.876	24.806	1'35.262	230,3	9:33'39.946
3	20.489	25.862	23.959	24.539	1'34.849	229,3	9:35'14.795
4	20.276	25.648	23.850	24.365	1'34.139	229,3	9:36'48.934
5	20.223	25.630	23.695	24.346	1'33.894	230,8	9:38'22.828
6	20.616	28.241	24.404	30.940	1'44.201P	226,9	9:40'07.029
7	1'48.364	35.478	24.704	25.262	3'13.808P	224,0	9:43'20.837
8	20.253	25.703	23.615	24.226	1'33.797	229,3	9:44'54.634
9	20.176	25.420	23.479	24.060	1'33.135	230,8	9:46'27.769
10	20.096	25.457	23.503	23.947	1'33.003	230,8	9:48'00.772
11	22.923	26.327	23.793	24.294	1'37.337	230,8	9:49'38.109
12	20.293	25.589	23.608	24.243	1'33.733	230,8	9:51'11.842

25° 22 E. LAHTI (1'33.475)							
Lap	Seg.1	Seg.2	Seg.3	Seg.4	Lap Time	km/h	Local Time
1		27.195	24.425	25.373	233,8	9:31'43.039	
2	20.869	26.050	23.927	24.804	1'35.650	235,3	9:33'18.689
3	20.796	26.222	23.646	24.894	1'35.558	234,8	9:34'54.247
4	20.561	25.929	23.764	24.899	1'35.153	234,8	9:36'29.400
5	20.248	25.857	23.535	24.590	1'34.230	234,8	9:38'03.630
6	20.136	25.963	23.557	24.879	1'34.535	235,8	9:39'38.165
7	20.379	25.708	23.608	24.353	1'34.048	234,8	9:41'12.213
8	20.147	25.812	23.679	24.561	1'34.199	236,9	9:42'46.412
9	19.973	25.506	23.582	24.414	1'33.475	236,3	9:44'19.887
10	20.040	25.547	23.528	24.468	1'33.583	234,8	9:45'53.470
11	22.540	28.050	24.778	27.768	1'43.136	232,3	9:47'36.606
12	20.005	25.472	23.516	25.528	1'34.521	235,3	9:49'11.127
13	20.021	26.149	24.758	24.422	1'35.350	211,3	9:50'46.477

21° 77 W. TESSELS (1'33.189)							
Lap	Seg.1	Seg.2	Seg.3	Seg.4	Lap Time	km/h	Local Time
1		27.537	24.229	25.397	233,3	9:31'43.828	
2	20.587	25.978	23.802	37.003	1'47.370P	234,8	9:33'31.198
3	1'20.132	26.218	24.112	24.681	2'35.143P	230,3	9:36'06.341
4	20.120	25.849	23.567	24.697	1'34.233	236,9	9:37'40.574
5	20.205	25.539	23.580	24.459	1'33.783	233,8	9:39'14.357
6	20.350	25.540	23.423	29.337	1'38.650P	234,8	9:40'53.007
7	1'04.443	28.750	25.589	38.807	2'37.589P	229,3	9:43'30.596
8	19.874	25.437	23.409	24.469	1'33.189	236,3	9:45'03.785
9	20.042	25.538	23.521	24.537	1'33.638	233,8	9:46'37.423
10	20.003	25.580	23.421	24.432	1'33.436	232,8	9:48'10.859
11	20.137	30.241	24.400	24.703	1'39.481	234,3	9:49'50.340
12	19.950	25.467	23.483	24.731	1'33.631	233,3	9:51'23.971

26° 65 M. CANDUCCI (1'33.920)							
Lap	Seg.1	Seg.2	Seg.3	Seg.4	Lap Time	km/h	Local Time
1		28.013	24.895	26.204	228,3	9:32'02.064	
2	20.856	26.295	24.226	24.766	1'36.143	231,8	9:33'38.207
3	20.451	25.857	24.066	24.700	1'35.074	230,3	9:35'13.281
4	20.166	25.514	23.631	24.672	1'33.983	231,3	9:36'47.264
5	20.119	25.591	23.834	24.700	1'34.244	232,8	9:38'21.508
6	20.323	25.663	23.838	24.738	1'34.562	232,8	9:39'56.070
7	20.345	26.093	23.496	24.516	1'34.450	233,3	9:41'30.520
8	19.956	25.428	23.718	24.818	1'33.920	231,8	9:43'04.440
9	20.114	25.555	23.693	24.661	1'34.023	229,8	9:44'38.463
10	20.234	25.505	23.760	24.743	1'34.242	231,8	9:46'12.705
11	20.548	25.857	23.941	24.849	1'35.195	234,3	9:47'47.900
12	20.265	25.398	23.707	25.124	1'34.494	234,3	9:49'22.394

22° 38 H. SOOMER (1'33.304)							
Lap	Seg.1	Seg.2	Seg.3	Seg.4	Lap Time	km/h	Local Time
1		27.642	24.480	25.175	234,8	9:31'44.840	
2	20.617	25.758	23.860	24.941	1'35.176	234,3	9:33'20.016
3	20.284	25.574	23.658	24.470	1'33.986	234,8	9:34'54.002
4	20.105	25.515	23.767	24.697	1'34.084	233,8	9:36'28.086
5	20.090	25.952	23.598	24.187	1'33.827	232,8	9:38'01.913
6	20.179	25.402	23.740	27.289	1'36.610	231,8	9:39'38.523
7	20.171	25.784	23.883	24.778	1'34.616	234,3	9:41'13.139
8	19.913	25.363	23.746	24.650	1'33.672	233,8	9:42'46.811
9	19.913	25.433	23.674	24.612	1'33.632	235,3	9:44'20.443

26/05/2018

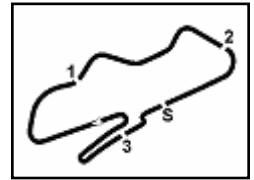
P = Pits In/Out - C = Lap Time Cancelled

These data/results cannot be reproduced, stored and/or transmitted in whole or in part by any manner of electronic, mechanical, photocopying, recording, broadcasting or otherwise now known or herein after developed without the previous express consent by the copyright owner, except for reproduction in daily press and regular printed publications on sale to the public within 60 days of the event related to those data/results and always provided that copyright symbol appears together as follows below.

© DORNA WSBK ORGANIZATION Srl 2018

FIGR PERUGIA TIMING





**PROSECCO DOC UK Round, Donington Park 25-27 May 2018**  
**World Supersport - Chronological Analysis Free Practice 3rd Session**

13 20.225 25.444 24.030 25.553 1'35.252 231,8 9:50'57.646

27°							
34 J. ITURRIOZ (1'34.598)							
Lap	Seg.1	Seg.2	Seg.3	Seg.4	Lap Time	km/h	Local Time
1		28.281	25.293	25.805		227,3	9:31'46.708
2	21.113	26.742	24.431	25.266	1'37.552	227,3	9:33'24.260
3	20.860	26.392	24.167	25.275	1'36.694	230,3	9:35'00.954
4	20.688	25.832	24.059	25.081	1'35.660	229,8	9:36'36.614
5	20.547	25.851	23.964	24.815	1'35.177	229,8	9:38'11.791
6	20.629	26.004	24.707	25.650	1'36.990	227,3	9:39'48.781
7	20.530	25.862	23.930	<b>24.730</b>	1'35.052	230,3	9:41'23.833
8	20.533	26.589	23.920	25.495	1'36.537	230,3	9:43'00.370
9	20.352	25.701	23.907	<b>24.730</b>	1'34.690	229,8	9:44'35.060
10	20.435	25.688	23.854	24.761	1'34.738	231,3	9:46'09.798
11	20.451	26.457	24.229	27.363	1'38.500	229,3	9:47'48.298
12	20.294	25.822	<b>23.740</b>	24.772	1'34.628	231,8	9:49'22.926
13	<b>20.235</b>	<b>25.548</b>	23.791	25.024	<b>1'34.598</b>	<b>232,8</b>	9:50'57.524

26/05/2018 P = Pits In/Out - C = Lap Time Cancelled

These data/results cannot be reproduced, stored and/or transmitted in whole or in part by any manner of electronic, mechanical, photocopying, recording, broadcasting or otherwise now known or herein after developed without the previous express consent by the copyright owner, except for reproduction in daily press and regular printed publications on sale to the public within 60 days of the event related to those data/results and always provided that copyright symbol appears together as follows below.

© DORNA WSBK ORGANIZATION Srl 2018

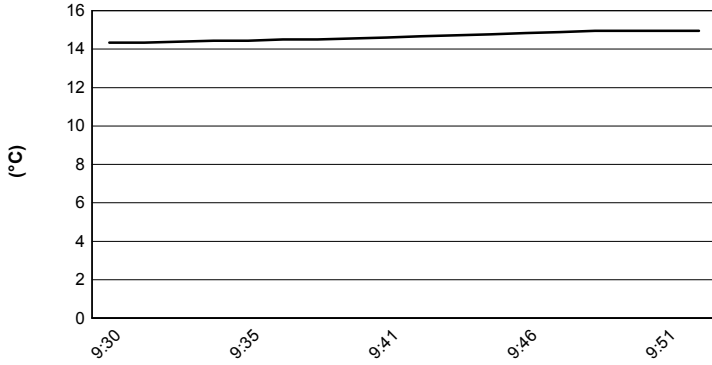




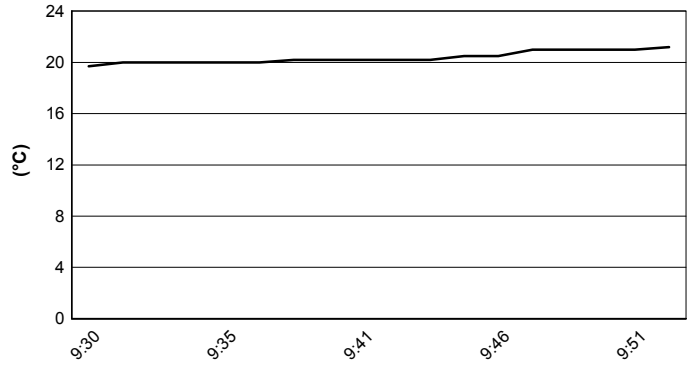
**PROSECCO DOC UK Round, Donington Park 25-27 May 2018**  
**World Supersport - Weather Report Free Practice 3rd Session**  
 Session started 09:30 - Session ended 9:52

Donington Park 4.023 m

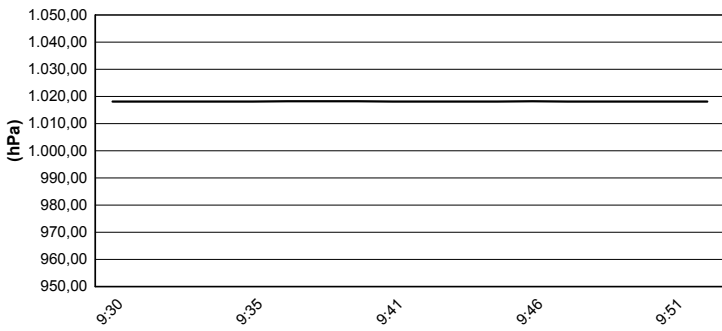
**Air Temperature**



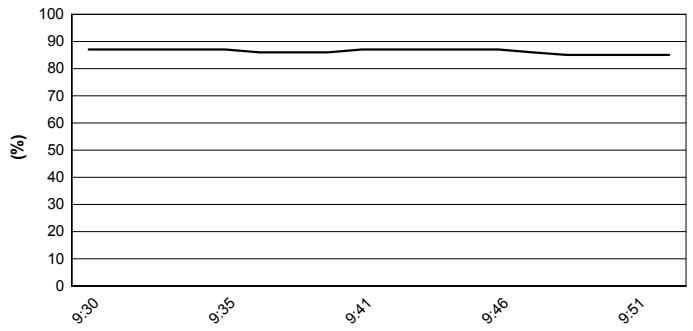
**Track Temperature**



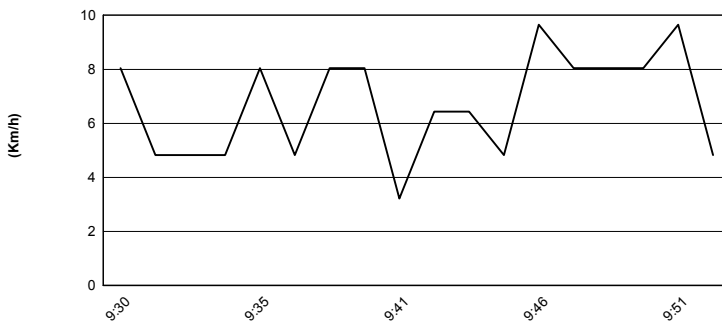
**Air Pressure**



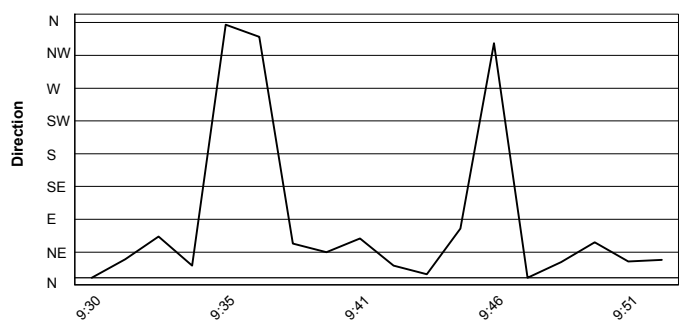
**Humidity**



**Wind Speed**



**Wind Direction**



26/05/2018

These data/results cannot be reproduced, stored and/or transmitted in whole or in part by any manner of electronic, mechanical, photocopying, recording, broadcasting or otherwise now known or herein after developed without the previous express consent by the copyright owner, except for reproduction in daily press and regular printed publications on sale to the public within 60 days of the event related to those data/results and always provided that copyright symbol appears together as follows below.

© DORNA WSBK ORGANIZATION Srl 2018