

PROSECCO DOC UK Round, Donington Park 25-27 May 2018

World Supersport - Results Superpole 1

No.	Rider	Nat	Team	Bike	Class	Time	Gap	Rel.	Laps	Speed	
										Avg	Max
1*	78 H. OKUBO	JPN	Kawasaki Puccetti Racing	Kawasaki ZX-6R		1'31.292			7	158,643	241,6
2*	36 T. GRADINGER	AUT	NRT	Yamaha YZF R6		1'31.733	0.441	0.441	7	157,880	241,6
3	111 K. SMITH	GBR	GEMAR Team Lorini	Honda CBR600RR		1'31.873	0.581	0.140	5	157,639	234,8
4	84 L. CRESSON	BEL	Kallio Racing	Yamaha YZF R6		1'31.906	0.614	0.033	8	157,583	242,2
5	13 A. WEST	AUS	EAB antwest Racing	Kawasaki ZX-6R		1'32.004	0.712	0.098	8	157,415	242,7
6	38 H. SOOMER	EST	Racedays	Honda CBR600RR		1'32.079	0.787	0.075	8	157,287	237,9
7	47 R. HARTOG	NED	Team Hartog - Against Cancer	Kawasaki ZX-6R	ESS	1'32.109	0.817	0.030	8	157,235	239,0
8	74 J. VAN SIKKELERUS	NED	GEMAR Team Lorini	Honda CBR600RR		1'32.306	1.014	0.197	7	156,900	234,3
9	22 E. LAHTI	FIN	Sterkman Motorsport by HRP	Suzuki GSX-R600	ESS	1'32.565	1.273	0.259	8	156,461	239,5
10	6 C. PEROLARI	FRA	GMT94 Yamaha	Yamaha YZF R6		1'32.800	1.508	0.235	7	156,065	239,5
11	61 R. VICKERS	GBR	CIA Landlord Insurance Honda	Honda CBR600RR		1'32.880	1.588	0.080	8	155,930	237,4
12	15 A. COPPOLA	ITA	GRT Yamaha Official WorldSSP Junior Team	Yamaha YZF R6	ESS	1'32.973	1.681	0.093	7	155,774	234,3
13	10 N. CALERO	ESP	Orelac Racing VerdNatura	Kawasaki ZX-6R		1'33.047	1.755	0.074	7	155,650	238,4
14	77 W. TESSELS	NED	Chromeburner Wayne's Racingteam MfM	Kawasaki ZX-6R	ESS	1'33.101	1.809	0.054	7	155,560	237,9
15	65 M. CANDUCCI	ITA	Team GoEleven Kawasaki	Kawasaki ZX-6R		1'33.922	2.630	0.821	7	154,200	234,8
16	34 J. ITURRIOZ	ARG	Team GoEleven Kawasaki	Kawasaki ZX-6R		1'34.200	2.908	0.278	7	153,745	232,8
17	35 S. HILL	GBR	Profile Racing	Triumph Daytona 675					7		232,8

* Qualified to Superpole 2

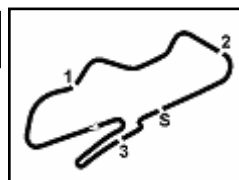
AIR	Humidity:	73%	Temp:	19°C
TRACK	Condition:	Dry	Temp:	32°C

Records	Pole (QP)	2015 K.Sofuoglu	1'29.925	161,050	Km/h
	Race (RC)	2015 J.Cluzel	1'30.425	160,160	Km/h
	Circuit (QP)	2015 K.Sofuoglu	1'29.925	161,050	Km/h

Start End The results are provisional until the end of the time limit for protests and appeals
26/05/2018 14:15 14:31 and the completion of the technical checks.

These data/results cannot be reproduced, stored and/or transmitted in whole or in part by any manner of electronic, mechanical, photocopying, recording, broadcasting or otherwise now known or herein after developed without the previous express consent by the copyright owner, except for reproduction in daily press and regular printed publications on sale to the public within 60 days of the event related to those data/results and always provided that copyright symbol appears together as follows below.

© DORNA WSBK ORGANIZATION Srl 2018



PROSECCO DOC UK Round, Donington Park 25-27 May 2018

World Supersport - Results Superpole 1

Session Highlights

Local Time	No. Rider	Description
14.15.00		Start
14.18.23	35 S. HILL	Current Lap Cancelled - Exceeded Track Limits - Turn 10
14.24.52	35 S. HILL	Crashed - Turn 12
14.25.07	35 S. HILL	Re-joined
14.25.30	35 S. HILL	Lap Cancelled (1'47.366) - Doesn't enter pit lane after crash
14.26.51	35 S. HILL	BLACK FLAG - Doesn't enter pit lane after crash (art. 1.21.5)
14.27.18	35 S. HILL	Lap Cancelled (1'34.255) - Doesn't enter pit lane after crash
14.28.26	111 K. SMITH	Crashed - Turn 1
14.31.27		End Of Session

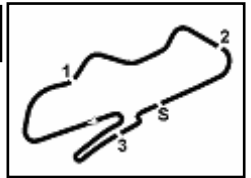
Fastest Laps Sequence

No.	Rider	Nat	Team	Bike	Local Time	Time	Gap	Avg
84	L. CRESSON	BEL	Kallio Racing	Yamaha YZF R6	14:18'09.697	1'33.191		155,410
13	A. WEST	AUS	EAB antwest Racing	Kawasaki ZX-6R	14:18'14.128	1'32.340	-0.851	156,842
36	T. GRADINGER	AUT	NRT	Yamaha YZF R6	14:18'14.466	1'32.014	-0.326	157,398
78	H. OKUBO	JPN	Kawasaki Puccetti Racing	Kawasaki ZX-6R	14:18'15.426	1'31.292	-0.722	158,643

Start 26/05/2018 14:15 End 14:31 The results are provisional until the end of the time limit for protests and appeals and the completion of the technical checks.

These data/results cannot be reproduced, stored and/or transmitted in whole or in part by any manner of electronic, mechanical, photocopying, recording, broadcasting or otherwise now known or herein after developed without the previous express consent by the copyright owner, except for reproduction in daily press and regular printed publications on sale to the public within 60 days of the event related to those data/results and always provided that copyright symbol appears together as follows below.

© DORNA WSBK ORGANIZATION Srl 2018



PROSECCO DOC UK Round, Donington Park 25-27 May 2018

World Supersport - Best Sectors & Speed Superpole 1

BEST LAP			
1	78 H. OKUBO	Kawasaki ZX-6R	1'31.292
2	36 T. GRADINGER	Yamaha YZF R6	1'31.733
3	111 K. SMITH	Honda CBR600RR	1'31.873
4	84 L. CRESSON	Yamaha YZF R6	1'31.906
5	13 A. WEST	Kawasaki ZX-6R	1'32.004
6	38 H. SOOMER	Honda CBR600RR	1'32.079
7	47 R. HARTOG	Kawasaki ZX-6R	1'32.109
8	74 J. VAN SIKKELERUS	Honda CBR600RR	1'32.306
9	22 E. LAHTI	Suzuki GSX-R600	1'32.565
10	6 C. PEROLARI	Yamaha YZF R6	1'32.800
11	61 R. VICKERS	Honda CBR600RR	1'32.880
12	15 A. COPPOLA	Yamaha YZF R6	1'32.973
13	10 N. CALERO	Kawasaki ZX-6R	1'33.047
14	77 W. TESSELS	Kawasaki ZX-6R	1'33.101
15	65 M. CANDUCCI	Kawasaki ZX-6R	1'33.922
16	34 J. ITURRIOZ	Kawasaki ZX-6R	1'34.200
17	35 S. HILL	Triumph Daytona 675	

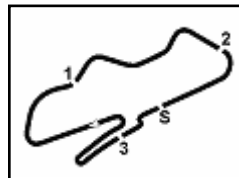
SPEED			
1	13 A. WEST	Kawasaki ZX-6R	242.7
2	84 L. CRESSON	Yamaha YZF R6	242.2
3	78 H. OKUBO	Kawasaki ZX-6R	241.6
4	36 T. GRADINGER	Yamaha YZF R6	241.6
5	6 C. PEROLARI	Yamaha YZF R6	239.5
6	22 E. LAHTI	Suzuki GSX-R600	239.5
7	47 R. HARTOG	Kawasaki ZX-6R	239.0
8	10 N. CALERO	Kawasaki ZX-6R	238.4
9	77 W. TESSELS	Kawasaki ZX-6R	237.9
10	38 H. SOOMER	Honda CBR600RR	237.9
11	61 R. VICKERS	Honda CBR600RR	237.4
12	65 M. CANDUCCI	Kawasaki ZX-6R	234.8
13	111 K. SMITH	Honda CBR600RR	234.8
14	15 A. COPPOLA	Yamaha YZF R6	234.3
15	74 J. VAN SIKKELERUS	Honda CBR600RR	234.3
16	34 J. ITURRIOZ	Kawasaki ZX-6R	232.8
17	35 S. HILL	Triumph Daytona 675	232.8

SEG. 1		SEG. 2		SEG. 3		SEG. 4		
1	36 T. GRADINGER	19.587	1	78 H. OKUBO	24.745	1	84 L. CRESSON	23.773
2	78 H. OKUBO	19.608	2	111 K. SMITH	24.818	2	38 H. SOOMER	23.848
3	35 S. HILL	19.633	3	47 R. HARTOG	24.851	3	13 A. WEST	23.883
4	47 R. HARTOG	19.750	4	13 A. WEST	24.889	4	78 H. OKUBO	23.904
5	13 A. WEST	19.851	5	36 T. GRADINGER	24.906	5	22 E. LAHTI	24.043
6	84 L. CRESSON	19.875	6	38 H. SOOMER	24.946	6	111 K. SMITH	24.069
7	38 H. SOOMER	19.898	7	35 S. HILL	24.993	7	36 T. GRADINGER	24.080
8	10 N. CALERO	19.913	8	10 N. CALERO	24.996	8	15 A. COPPOLA	24.119
9	77 W. TESSELS	19.919	9	74 J. VAN SIKKELERUS	25.019	9	47 R. HARTOG	24.129
10	111 K. SMITH	19.944	10	61 R. VICKERS	25.067	10	74 J. VAN SIKKELERUS	24.167
11	22 E. LAHTI	19.955	11	6 C. PEROLARI	25.106	11	6 C. PEROLARI	24.172
12	15 A. COPPOLA	19.958	12	22 E. LAHTI	25.164	12	10 N. CALERO	24.308
13	6 C. PEROLARI	19.993	13	84 L. CRESSON	25.208	13	61 R. VICKERS	24.351
14	74 J. VAN SIKKELERUS	20.039	14	77 W. TESSELS	25.215	14	35 S. HILL	24.440
15	61 R. VICKERS	20.088	15	15 A. COPPOLA	25.309	15	65 M. CANDUCCI	24.515
16	34 J. ITURRIOZ	20.291	16	34 J. ITURRIOZ	25.442	16	77 W. TESSELS	24.652
17	65 M. CANDUCCI	20.329	17	65 M. CANDUCCI	25.460	17	34 J. ITURRIOZ	24.686

26/05/2018

These data/results cannot be reproduced, stored and/or transmitted in whole or in part by any manner of electronic, mechanical, photocopying, recording, broadcasting or otherwise now known or herein after developed without the previous express consent by the copyright owner, except for reproduction in daily press and regular printed publications on sale to the public within 60 days of the event related to those data/results and always provided that copyright symbol appears together as follows below.

© DORNA WSBK ORGANIZATION Srl 2018



Donington Park 4.023 m

PROSECCO DOC UK Round, Donington Park 25-27 May 2018

World Supersport - Ideal Times Superpole 1

No.	Rider	Nat	Bike	Seg. 1	Seg. 2	Seg. 3	Seg. 4	Ideal Time			
				Diff. 1	Diff. 2	Diff. 3	Diff. 4	Best Lap	Pos.	Diff.	
1	78 H. OKUBO	JPN	Kawasaki ZX-6R	19.608 0.103	24.745	22.820	23.904 0.112	1'31.077	1'31.292	2	0.215
2	36 T. GRADINGER	AUT	Yamaha YZF R6	19.587	24.906	22.846 0.212	24.080 0.102	1'31.419	1'31.733	3	0.314
3	13 A. WEST	AUS	Kawasaki ZX-6R	19.851 0.094	24.889	23.009 0.163	23.883 0.115	1'31.632	1'32.004	6	0.372
4	47 R. HARTOG	NED	Kawasaki ZX-6R	19.750 0.028	24.851 0.201	23.049 0.101	24.129	1'31.779	1'32.109	8	0.330
5	111 K. SMITH	GBR	Honda CBR600RR	19.944	24.818	23.042	24.069	1'31.873	1'31.873	4	
6	38 H. SOOMER	EST	Honda CBR600RR	19.898 0.003	24.946 0.044	23.189 0.011	23.848 0.140	1'31.881	1'32.079	7	0.198
7	84 L. CRESSON	BEL	Yamaha YZF R6	19.875	25.208	23.050	23.773	1'31.906	1'31.906	5	
8	22 E. LAHTI	FIN	Suzuki GSX-R600	19.955	25.164 0.129	23.135	24.043 0.139	1'32.297	1'32.565	10	0.268
9	74 J. VAN SIKKELERUS	NED	Honda CBR600RR	20.039	25.019	23.081	24.167	1'32.306	1'32.306	9	
10	10 N. CALERO	ESP	Kawasaki ZX-6R	19.913	24.996	23.110	24.308 0.720	1'32.327	1'33.047	14	0.720
11	6 C. PEROLARI	FRA	Yamaha YZF R6	19.993	25.106	23.252 0.037	24.172 0.240	1'32.523	1'32.800	11	0.277
12	61 R. VICKERS	GBR	Honda CBR600RR	20.088 0.119	25.067 0.127	23.104 0.024	24.351	1'32.610	1'32.880	12	0.270
13	15 A. COPPOLA	ITA	Yamaha YZF R6	19.958	25.309	23.408 0.143	24.119 0.036	1'32.794	1'32.973	13	0.179
14	77 W. TESSELS	NED	Kawasaki ZX-6R	19.919	25.215	23.301 0.014	24.652	1'33.087	1'33.101	15	0.014
15	65 M. CANDUCCI	ITA	Kawasaki ZX-6R	20.329	25.460	23.618	24.515	1'33.922	1'33.922	16	
16	34 J. ITURRIOZ	ARG	Kawasaki ZX-6R	20.291	25.442 0.220	23.549	24.686 0.012	1'33.968	1'34.200	17	0.232
Overall Ideal Time				19.587	24.745	22.820	23.773	1'30.925			

26/05/2018

These data/results cannot be reproduced, stored and/or transmitted in whole or in part by any manner of electronic, mechanical, photocopying, recording, broadcasting or otherwise now known or herein after developed without the previous express consent by the copyright owner, except for reproduction in daily press and regular printed publications on sale to the public within 60 days of the event related to those data/results and always provided that copyright symbol appears together as follows below.

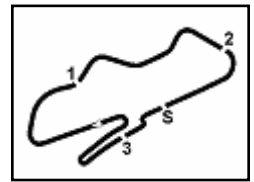
© DORNA WSBK ORGANIZATION Srl 2018

PIRELLI PERUGIA TIMING


Official Tyre Supplier



Official Timekeeper



Donington Park 4.023 m

1 / 2

1° 78 H. OKUBO (1'31.292)							
Lap	Seg.1	Seg.2	Seg.3	Seg.4	Lap Time	km/h	Local Time
1		27.334	24.731	25.148	236,3	14:16'44.134	
2	19.711	24.745	22.820	24.016	1'31.292	241,6	14:18'15.426
3	19.786	25.082	24.579	24.573	1'34.020	238,4	14:19'49.446
4	20.721	25.729	23.378	29.436	1'39.264P	236,3	14:21'28.710
5	3'37.998	26.581	24.540	29.659	4'58.778P	225,9	14:26'27.488
6	19.608	24.815	23.264	23.904	1'31.591	239,5	14:27'59.079
7	19.811	24.873	22.876	24.035	1'31.595	239,0	14:29'30.674
8	20.137	24.952	23.042	24.113	1'32.244	240,6	14:31'02.918

2° 36 T. GRADINGER (1'31.733)							
Lap	Seg.1	Seg.2	Seg.3	Seg.4	Lap Time	km/h	Local Time
1		27.874	24.458	24.543	230,8	14:16'42.452	
2	19.834	24.995	23.105	24.080	1'32.014	241,1	14:18'14.466
3	20.113	25.723	23.879	24.241	1'33.956	233,3	14:19'48.422
4	19.587	24.906	23.058	24.182	1'31.733	239,0	14:21'20.155
5	20.184	26.131	23.603	28.797	1'38.715P	236,3	14:22'58.870
6	2'47.308	27.395	23.592	24.621	4'02.916P	236,9	14:27'01.786
7	19.787	25.318	23.088	24.111	1'32.304	239,5	14:28'34.090
8	19.690	25.112	22.846	24.331	1'31.979	241,6	14:30'06.069

3° 111 K. SMITH (1'31.873)							
Lap	Seg.1	Seg.2	Seg.3	Seg.4	Lap Time	km/h	Local Time
1		28.633	27.074	26.571	219,9	14:17'02.726	
2	20.239	25.796	23.314	24.430	1'33.779	233,3	14:18'36.505
3	19.967	25.022	23.226	24.331	1'32.546	233,8	14:20'09.051
4	20.558	25.879	23.341	29.946	1'39.724P	234,8	14:21'48.775
5	3'19.524	26.967	24.597	24.829	4'35.917P	223,1	14:26'24.692
6	19.944	24.818	23.042	24.069	1'31.873	233,8	14:27'56.565

4° 84 L. CRESSON (1'31.906)							
Lap	Seg.1	Seg.2	Seg.3	Seg.4	Lap Time	km/h	Local Time
1		26.067	23.538	24.210	239,0	14:16'36.506	
2	20.062	25.971	23.304	23.854	1'33.191	240,0	14:18'09.697
3	19.990	25.567	23.203	23.962	1'32.722	239,5	14:19'42.419
4	19.919	25.318	23.304	24.094	1'32.635	240,6	14:21'15.054
5	20.649	25.596	23.348	30.433	1'40.026P	240,0	14:22'55.080
6	1'30.583	28.368	28.962	29.485	2'57.398P	201,4	14:25'52.478
7	19.932	25.482	23.276	24.842	1'33.532	242,2	14:27'26.010
8	20.152	25.597	23.263	24.005	1'33.017	238,4	14:28'59.027
9	19.875	25.208	23.050	23.773	1'31.906	240,0	14:30'30.933

5° 13 A. WEST (1'32.004)							
Lap	Seg.1	Seg.2	Seg.3	Seg.4	Lap Time	km/h	Local Time
1		27.921	24.035	24.562	233,8	14:16'41.788	
2	20.113	25.142	23.081	24.004	1'32.340	238,4	14:18'14.128
3	19.981	25.185	23.108	23.970	1'32.244	235,8	14:19'46.372
4	19.851	25.231	23.156	23.883	1'32.121	242,7	14:21'18.493
5	21.454	26.797	24.023	28.820	1'41.094P	231,8	14:22'59.587
6	1'27.723	27.510	27.435	31.279	2'53.947P	195,2	14:25'53.534
7	19.931	25.047	23.009	24.193	1'32.180	240,0	14:27'25.714
8	20.380	26.079	23.200	24.208	1'33.867	237,4	14:28'59.581
9	19.945	24.889	23.172	23.998	1'32.004	239,0	14:30'31.585

6° 38 H. SOOMER (1'32.079)							
Lap	Seg.1	Seg.2	Seg.3	Seg.4	Lap Time	km/h	Local Time
1		27.996	25.087	31.801	230,3	14:16'50.743	
2	20.160	25.439	23.225	24.295	1'33.119	237,4	14:18'23.862
3	19.898	25.218	23.325	24.228	1'32.669	237,9	14:19'56.531
4	20.006	25.466	23.491	28.351	1'37.314P	234,3	14:21'33.845
5	2'22.059	25.679	23.515	24.263	3'35.516P	233,8	14:25'09.361
6	19.901	24.990	23.200	23.988	1'32.079	236,9	14:26'41.440

7	19.924	25.316	23.189	23.848	1'32.277	234,3	14:28'13.717
8	20.129	24.946	23.304	24.138	1'32.517	233,3	14:29'46.234
9	19.977	25.049	23.220	23.895	1'32.141	237,4	14:31'18.375

7° 47 R. HARTOG (1'32.109)							
Lap	Seg.1	Seg.2	Seg.3	Seg.4	Lap Time	km/h	Local Time
1		26.970	23.854	24.775	234,8	14:16'39.141	
2	20.044	25.611	23.273	24.991	1'33.919	239,0	14:18'13.060
3	19.778	25.052	23.150	24.129	1'32.109	236,9	14:19'45.169
4	20.717	25.327	23.275	30.289	1'39.608P	236,3	14:21'24.777
5	2'14.934	26.697	23.459	24.450	3'29.540P	233,3	14:24'54.317
6	19.750	24.963	23.049	24.367	1'32.129	235,8	14:26'26.446
7	19.775	25.160	24.292	25.764	1'34.991	235,8	14:28'01.437
8	20.058	25.039	23.246	24.596	1'32.939	233,3	14:29'34.376
9	19.835	24.851	24.679	26.660	1'36.025	239,0	14:31'10.401

8° 74 J. VAN SIKKELERUS (1'32.306)							
Lap	Seg.1	Seg.2	Seg.3	Seg.4	Lap Time	km/h	Local Time
1		26.911	30.750	32.022	146,7	14:17'02.887	
2	20.324	26.236	24.038	24.376	1'34.974	232,8	14:18'37.861
3	20.194	25.479	23.159	24.332	1'33.164	232,8	14:20'11.025
4	20.161	26.093	23.526	28.456	1'38.236P	230,3	14:21'49.261
5	3'19.365	27.154	24.439	25.150	4'36.108P	219,5	14:26'25.369
6	20.039	25.019	23.081	24.167	1'32.306	232,3	14:27'57.675
7	20.062	25.302	23.267	24.801	1'33.432	229,8	14:29'31.107
8	20.211	25.316	23.261	24.304	1'33.092	234,3	14:31'04.199

9° 22 E. LAHTI (1'32.565)							
Lap	Seg.1	Seg.2	Seg.3	Seg.4	Lap Time	km/h	Local Time
1		26.345	23.937	24.720	235,3	14:16'36.035	
2	20.485	26.049	23.446	24.642	1'34.622	237,9	14:18'10.657
3	20.217	25.810	23.340	24.495	1'33.862	236,3	14:19'44.519
4	20.035	25.508	23.267	24.559	1'33.369	236,9	14:21'17.888
5	21.900	26.517	24.268	29.412	1'42.097P	228,8	14:22'59.985
6	2'21.624	25.685	23.500	24.744	3'35.553P	235,3	14:26'35.538
7	20.004	25.437	23.225	24.176	1'32.842	236,9	14:28'08.380
8	20.164	25.164	23.312	24.043	1'32.683	236,9	14:29'41.063
9	19.955	25.293	23.135	24.182	1'32.565	239,5	14:31'13.628

10° 6 C. PEROLARI (1'32.800)							
Lap	Seg.1	Seg.2	Seg.3	Seg.4	Lap Time	km/h	Local Time
1		27.941	23.883	24.702	235,8	14:18'11.773	
2	20.082	25.232	23.346	24.272	1'32.932	235,3	14:19'44.705
3	20.039	25.706	23.334	25.045	1'34.124	239,5	14:21'18.829
4	20.751	26.403	23.776	28.298	1'39.228P	235,8	14:22'58.057
5	1'29.796	25.533	24.502	24.483	2'44.314P	232,3	14:25'42.371
6	20.113	25.335	23.252	24.172	1'32.872	236,9	14:27'15.243
7	19.993	25.106	23.289	24.412	1'32.800	236,3	14:28'48.043
8	20.110	25.266	23.363	24.416	1'33.155	235,8	14:30'21.198

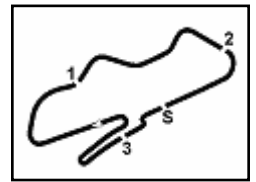
11° 61 R. VICKERS (1'32.880)							
Lap	Seg.1	Seg.2	Seg.3	Seg.4	Lap Time	km/h	Local Time
1		26.672	23.636	25.351	235,3	14:16'38.131	
2	20.735	25.627	23.381	25.781	1'35.524	237,4	14:18'13.655
3	20.337	25.543	23.104	24.813	1'33.797	234,3	14:19'47.452
4	20.374	25.718	23.470	29.424	1'38.986P	234,8	14:21'26.438
5	2'03.795	26.196	23.717	24.778	3'18.486P	233,3	14:24'44.924
6	20.088	25.067	23.132	24.632	1'32.919	233,3	14:26'17.843
7	20.207	25.194	23.128	24.351	1'32.880	233,8	14:27'50.723
8	20.216	25.074	23.107	24.756	1'33.153	233,3	14:29'23.876
9	20.328	25.627	23.408	29.078	1'38.441P	232,8	14:31'02.317

12° 15 A. COPPOLA (1'32.973)							
Lap	Seg.1	Seg.2	Seg.3	Seg.4	Lap Time	km/h	Local Time

26/05/2018 P = Pits In/Out - C = Lap Time Cancelled

These data/results cannot be reproduced, stored and/or transmitted in whole or in part by any manner of electronic, mechanical, photocopying, recording, broadcasting or otherwise now known or herein after developed without the previous express consent by the copyright owner, except for reproduction in daily press and regular printed publications on sale to the public within 60 days of the event related to those data/results and always provided that copyright symbol appears together as follows below.

© DORNA WSBK ORGANIZATION Srl 2018



PROSECCO DOC UK Round, Donington Park 25-27 May 2018

World Supersport - Chronological Analysis Superpole 1

1		28.427	25.307	30.666		212,5	14:16'48.736
2	1'06.112	26.392	23.881	24.751	2'21.136P	231,8	14:19'09.872
3	20.196	25.502	23.751	24.308	1'33.757	232,8	14:20'43.629
4	20.048	25.503	23.580	24.225	1'33.356	231,8	14:22'16.985
5	20.386	26.131	24.309	29.341	1'40.167P	230,3	14:23'57.152
6	1'44.521	29.681	25.714	25.101	3'05.017P	211,3	14:27'02.169
7	20.002	25.445	23.408	24.119	1'32.974	232,3	14:28'35.143
8	19.958	25.309	23.551	24.155	1'32.973	234,3	14:30'08.116

13° 10 N. CALERO (1'33.047)							
Lap	Seg.1	Seg.2	Seg.3	Seg.4	Lap Time	km/h	Local Time
1		28.358	24.332	24.705		235,3	14:16'42.815
2	20.069	25.263	23.261	24.478	1'33.071	238,4	14:18'15.886
3	19.981	25.426	23.396	24.482	1'33.285	233,8	14:19'49.171
4	21.077	26.162	23.607	32.269	1'43.115P	235,3	14:21'32.286
5	3'02.706	26.091	23.763	27.466	4'20.026P	230,3	14:25'52.312
6	20.274	25.575	23.254	24.965	1'34.068	237,4	14:27'26.380
7	20.297	25.652	23.335	24.308	1'33.592	235,8	14:28'59.972
8	19.913	24.996	23.110	25.028	1'33.047	237,9	14:30'33.019

14° 77 W. TESSELS (1'33.101)							
Lap	Seg.1	Seg.2	Seg.3	Seg.4	Lap Time	km/h	Local Time
1		30.162	25.060	27.013		234,8	14:16'46.933
2	20.442	26.007	23.774	24.966	1'35.189	234,8	14:18'22.122
3	20.339	25.624	23.509	24.834	1'34.306	234,8	14:19'56.428
4	20.395	25.835	24.009	30.172	1'40.411P	234,8	14:21'36.839
5	2'51.469	26.776	26.514	32.354	4'17.113P	211,7	14:25'53.952
6	19.966	25.229	23.301	24.781	1'33.277	237,9	14:27'27.229
7	19.921	25.477	23.332	24.695	1'33.425	236,3	14:29'00.654
8	19.919	25.215	23.315	24.652	1'33.101	236,9	14:30'33.755

15° 65 M. CANDUCCI (1'33.922)							
Lap	Seg.1	Seg.2	Seg.3	Seg.4	Lap Time	km/h	Local Time
1		27.557	28.248	26.343		196,9	14:17'00.208
2	21.545	27.551	24.028	25.698	1'38.822	233,8	14:18'39.030
3	20.634	26.223	23.980	25.068	1'35.905	234,8	14:20'14.935
4	21.105	26.889	24.518	29.408	1'41.920P	231,8	14:21'56.855
5	2'36.960	26.381	24.244	26.185	3'53.770P	232,3	14:25'50.625
6	20.521	25.936	23.846	24.729	1'35.032	232,8	14:27'25.657
7	20.833	26.518	24.099	24.549	1'35.999	233,3	14:29'01.656
8	20.329	25.460	23.618	24.515	1'33.922	234,8	14:30'35.578

16° 34 J. ITURRIOZ (1'34.200)							
Lap	Seg.1	Seg.2	Seg.3	Seg.4	Lap Time	km/h	Local Time
1		29.362	25.026	25.481		230,3	14:16'44.429
2	20.665	26.014	23.843	25.398	1'35.920	230,3	14:18'20.349
3	20.637	26.172	23.960	24.763	1'35.532	230,8	14:19'55.881
4	20.411	25.760	24.049	32.558	1'42.778P	230,8	14:21'38.659
5	2'40.992	28.217	25.894	29.372	4'04.475P	203,7	14:25'43.134
6	20.517	25.722	23.620	24.752	1'34.611	229,8	14:27'17.745
7	20.291	25.662	23.549	24.698	1'34.200	231,8	14:28'51.945
8	20.453	25.442	23.664	24.686	1'34.245	232,8	14:30'26.190

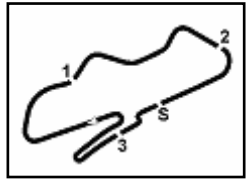
17° 35 S. HILL							
Lap	Seg.1	Seg.2	Seg.3	Seg.4	Lap Time	km/h	Local Time
1		27.684	26.703	27.488		173,4	14:16'49.164
2	19.889	25.169	25.862	25.590	1'36.510C	232,8	14:18'25.674
3	19.915	25.007	23.097	29.217	1'37.236P	229,8	14:20'02.910
4	1'59.193	25.913	23.714	24.440	3'13.260P	230,3	14:23'16.170
5	19.633	24.993	23.081	39.659	1'47.366C	231,8	14:25'03.536
6	20.885	25.935	23.182	24.253	1'34.255C	232,3	14:26'37.791
7	19.869	24.964	23.140	24.164	1'32.137C	227,8	14:28'09.928
8	19.837	25.216	23.395	32.782	1'41.230CP	226,9	14:29'51.158

26/05/2018 P = Pits In/Out - C = Lap Time Cancelled

These data/results cannot be reproduced, stored and/or transmitted in whole or in part by any manner of electronic, mechanical, photocopying, recording, broadcasting or otherwise now known or herein after developed without the previous express consent by the copyright owner, except for reproduction in daily press and regular printed publications on sale to the public within 60 days of the event related to those data/results and always provided that copyright symbol appears together as follows below.

© DORNA WSBK ORGANIZATION Srl 2018





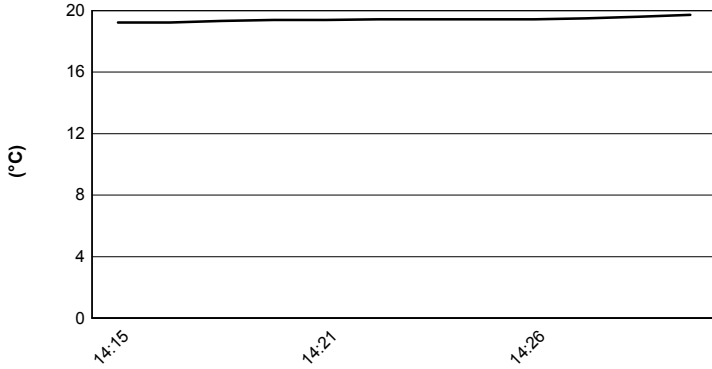
Donington Park 4.023 m

PROSECCO DOC UK Round, Donington Park 25-27 May 2018

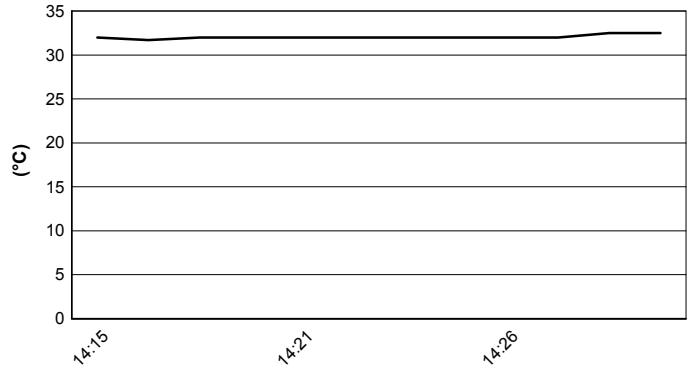
World Supersport - Weather Report Superpole 1

Session started 14:15 - Session ended 14:31


Air Temperature



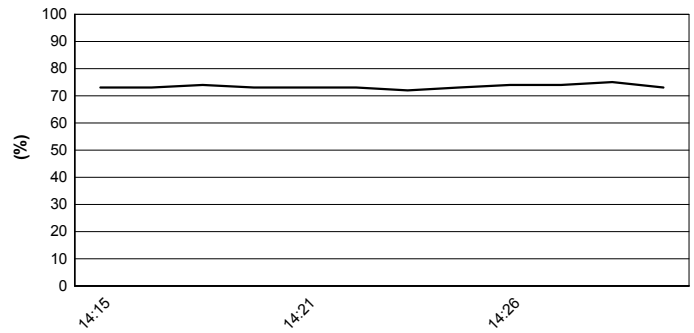
Track Temperature



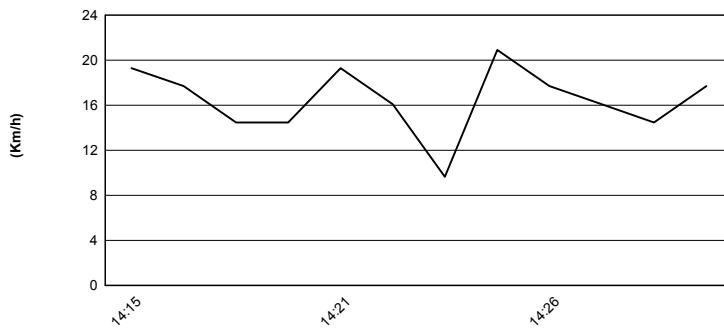
Air Pressure



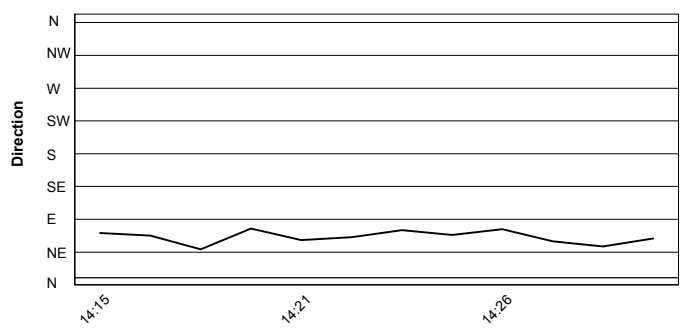
Humidity



Wind Speed



Wind Direction



26/05/2018

These data/results cannot be reproduced, stored and/or transmitted in whole or in part by any manner of electronic, mechanical, photocopying, recording, broadcasting or otherwise now known or herein after developed without the previous express consent by the copyright owner, except for reproduction in daily press and regular printed publications on sale to the public within 60 days of the event related to those data/results and always provided that copyright symbol appears together as follows below.

© DORNA WSBK ORGANIZATION Srl 2018