

PROSECCO DOC UK Round, Donington Park 25-27 May 2018

World Supersport - Results Warm Up

No.	Rider	Nat	Team	Bike	Class	Time	Gap	Rel.	Laps	Speed	
										Avg	Max
1	11 S. CORTESE	GER	Kallio Racing	Yamaha YZF R6		1'30.524			8	159,989	241,6
2	16 J. CLUZEL	FRA	NRT	Yamaha YZF R6		1'30.703	0.179	0.179	9	159,673	246,6
3	3 R. DE ROSA	ITA	MV Agusta Reparto Corse by Vamag	MV Agusta F3 675		1'31.125	0.601	0.422	9	158,933	240,6
4	21 R. KRUMMENACHER	SUI	BARDAHL Evan Bros. WorldSSP Team	Yamaha YZF R6		1'31.139	0.615	0.014	9	158,909	243,3
5	144 L. MAHIAS	FRA	GRT Yamaha Official WorldSSP Team	Yamaha YZF R6		1'31.169	0.645	0.030	8	158,857	236,9
6	36 T. GRADINGER	AUT	NRT	Yamaha YZF R6		1'31.338	0.814	0.169	8	158,563	242,2
7	64 F. CARICASULO	ITA	GRT Yamaha Official WorldSSP Team	Yamaha YZF R6		1'31.574	1.050	0.236	8	158,154	242,7
8	32 S. MORAIS	POR	Kawasaki Puccetti Racing	Kawasaki ZX-6R		1'31.592	1.068	0.018	9	158,123	242,2
9	13 A. WEST	AUS	EAB antwest Racing	Kawasaki ZX-6R		1'31.798	1.274	0.206	9	157,768	243,3
10	86 A. BADOVINI	ITA	MV Agusta Reparto Corse by Vamag	MV Agusta F3 675		1'31.821	1.297	0.023	9	157,729	236,9
11	47 R. HARTOG	NED	Team Hartog - Against Cancer	Kawasaki ZX-6R	ESS	1'31.856	1.332	0.035	9	157,669	240,0
12	96 A. IRWIN	GBR	CIA Landlord Insurance Honda	Honda CBR600RR		1'31.988	1.464	0.132	9	157,442	239,0
13	38 H. SOOMER	EST	Racedays	Honda CBR600RR		1'32.259	1.735	0.271	9	156,980	237,9
14	81 L. STAPLEFORD	GBR	Profile Racing	Yamaha YZF R6		1'32.307	1.783	0.048	7	156,898	240,6
15	6 C. PEROLARI	FRA	GMT94 Yamaha	Yamaha YZF R6		1'32.356	1.832	0.049	8	156,815	242,2
16	84 L. CRESSON	BEL	Kallio Racing	Yamaha YZF R6		1'32.555	2.031	0.199	9	156,478	241,1
17	78 H. OKUBO	JPN	Kawasaki Puccetti Racing	Kawasaki ZX-6R		1'32.651	2.127	0.096	8	156,316	238,4
18	35 S. HILL	GBR	Profile Racing	Triumph Daytona 675		1'32.735	2.211	0.084	9	156,174	234,8
19	22 E. LAHTI	FIN	Sterkman Motorsport by HRP	Suzuki GSX-R600	ESS	1'32.774	2.250	0.039	9	156,108	240,6
20	10 N. CALERO	ESP	Orelac Racing VerdNatura	Kawasaki ZX-6R		1'32.968	2.444	0.194	8	155,783	235,3
21	74 J. VAN SIKKELERUS	NED	GEMAR Team Lorini	Honda CBR600RR		1'33.062	2.538	0.094	8	155,625	232,3
22	61 R. VICKERS	GBR	CIA Landlord Insurance Honda	Honda CBR600RR		1'33.111	2.587	0.049	9	155,543	236,3
23	111 K. SMITH	GBR	GEMAR Team Lorini	Honda CBR600RR		1'33.152	2.628	0.041	3	155,475	235,8
24	77 W. TESSELS	NED	Chromeburner Wayne's Racingteam MitM	Kawasaki ZX-6R	ESS	1'33.291	2.767	0.139	9	155,243	236,3
25	15 A. COPPOLA	ITA	GRT Yamaha Official WorldSSP Junior Team	Yamaha YZF R6	ESS	1'33.391	2.867	0.100	9	155,077	234,8
26	34 J. ITURRIOZ	ARG	Team GoEleven Kawasaki	Kawasaki ZX-6R		1'34.510	3.986	1.119	9	153,241	233,3
27	65 M. CANDUCCI	ITA	Team GoEleven Kawasaki	Kawasaki ZX-6R		1'34.732	4.208	0.222	7	152,882	235,3

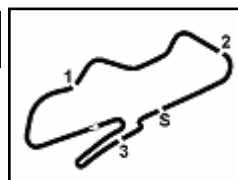
AIR	Humidity:	76%	Temp:	17°C
TRACK	Condition:	Dry	Temp:	24°C

Records	Pole (QP)	2015 K.Sofuoglu	1'29.925	161,050	Km/h
	Race (RC)	2015 J.Cluzel	1'30.425	160,160	Km/h
	Circuit (QP)	2015 K.Sofuoglu	1'29.925	161,050	Km/h

Start 27/05/2018 09:20 End 09:36 The results are provisional until the end of the time limit for protests and appeals and the completion of the technical checks.

These data/results cannot be reproduced, stored and/or transmitted in whole or in part by any manner of electronic, mechanical, photocopying, recording, broadcasting or otherwise now known or herein after developed without the previous express consent by the copyright owner, except for reproduction in daily press and regular printed publications on sale to the public within 60 days of the event related to those data/results and always provided that copyright symbol appears together as follows below.

© DORNA WSBK ORGANIZATION Srl 2018



PROSECCO DOC UK Round, Donington Park 25-27 May 2018

World Supersport - Results Warm Up

Session Highlights

Local Time	No. Rider	Description
09.20.00		Start
09.20.10		WorldSSP Pit Intervention Time: 1min 3secs
09.23.18	81 L. STAPLEFORD	On the Gravel - Re-Joined - Turn 10
09.26.52	111 K. SMITH	Stop - Technical Problem
09.33.28	16 J. CLUZEL	On the Gravel - Re-Joined - Turn 11
09.35.07	36 T. GRADINGER	Crashed - Turn 7
09.36.40		End Of Session

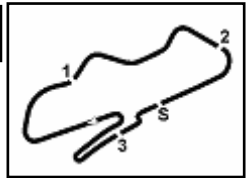
Fastest Laps Sequence

No.	Rider	Nat	Team	Bike	Local Time	Time	Gap	Avg
22	E. LAHTI	FIN	Sterkman Motorsport by HRP	Suzuki GSX-R600	09:23'11.489	1'33.591		154,746
47	R. HARTOG	NED	Team Hartog - Against Cancer	Kawasaki ZX-6R	09:23'11.820	1'33.452	-0.139	154,976
96	A. IRWIN	GBR	CIA Landlord Insurance Honda	Honda CBR600RR	09:23'13.285	1'33.235	-0.217	155,337
21	R. KRUMMENACHER	SUI	BARDAHL Evan Bros. WorldSSP Team	Yamaha YZF R6	09:23'14.100	1'32.421	-0.814	156,705
144	L. MAHIAS	FRA	GRT Yamaha Official WorldSSP Team	Yamaha YZF R6	09:24'21.805	1'31.708	-0.713	157,923
11	S. CORTESE	GER	Kallio Racing	Yamaha YZF R6	09:25'26.041	1'31.014	-0.694	159,127
16	J. CLUZEL	FRA	NRT	Yamaha YZF R6	09:26'59.916	1'30.875	-0.139	159,371
16	J. CLUZEL	FRA	NRT	Yamaha YZF R6	09:30'10.324	1'30.825	-0.050	159,458
16	J. CLUZEL	FRA	NRT	Yamaha YZF R6	09:31'41.146	1'30.822	-0.003	159,464
11	S. CORTESE	GER	Kallio Racing	Yamaha YZF R6	09:31'45.407	1'30.699	-0.123	159,680
11	S. CORTESE	GER	Kallio Racing	Yamaha YZF R6	09:33'15.931	1'30.524	-0.175	159,989

Start 09:20 End 09:36 The results are provisional until the end of the time limit for protests and appeals and the completion of the technical checks.

These data/results cannot be reproduced, stored and/or transmitted in whole or in part by any manner of electronic, mechanical, photocopying, recording, broadcasting or otherwise now known or herein after developed without the previous express consent by the copyright owner, except for reproduction in daily press and regular printed publications on sale to the public within 60 days of the event related to those data/results and always provided that copyright symbol appears together as follows below.

© DORNA WSBK ORGANIZATION Srl 2018



PROSECCO DOC UK Round, Donington Park 25-27 May 2018

World Supersport - Best Sectors & Speed Warm Up

BEST LAP			
1	11 S. CORTESE	Yamaha YZF R6	1'30.524
2	16 J. CLUZEL	Yamaha YZF R6	1'30.703
3	3 R. DE ROSA	MV Agusta F3 675	1'31.125
4	21 R. KRUMMENACHER	Yamaha YZF R6	1'31.139
5	144 L. MAHIAS	Yamaha YZF R6	1'31.169
6	36 T. GRADINGER	Yamaha YZF R6	1'31.338
7	64 F. CARICASULO	Yamaha YZF R6	1'31.574
8	32 S. MORAIS	Kawasaki ZX-6R	1'31.592
9	13 A. WEST	Kawasaki ZX-6R	1'31.798
10	86 A. BADOVINI	MV Agusta F3 675	1'31.821
11	47 R. HARTOG	Kawasaki ZX-6R	1'31.856
12	96 A. IRWIN	Honda CBR600RR	1'31.988
13	38 H. SOOMER	Honda CBR600RR	1'32.259
14	81 L. STAPLEFORD	Yamaha YZF R6	1'32.307
15	6 C. PEROLARI	Yamaha YZF R6	1'32.356
16	84 L. CRESSON	Yamaha YZF R6	1'32.555
17	78 H. OKUBO	Kawasaki ZX-6R	1'32.651
18	35 S. HILL	Triumph Daytona 675	1'32.735
19	22 E. LAHTI	Suzuki GSX-R600	1'32.774
20	10 N. CALERO	Kawasaki ZX-6R	1'32.968
21	74 J. VAN SIKKELERUS	Honda CBR600RR	1'33.062
22	61 R. VICKERS	Honda CBR600RR	1'33.111
23	111 K. SMITH	Honda CBR600RR	1'33.152
24	77 W. TESSELS	Kawasaki ZX-6R	1'33.291
25	15 A. COPPOLA	Yamaha YZF R6	1'33.391
26	34 J. ITURRIOZ	Kawasaki ZX-6R	1'34.510
27	65 M. CANDUCCI	Kawasaki ZX-6R	1'34.732

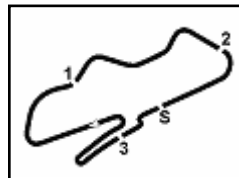
SPEED			
1	16 J. CLUZEL	Yamaha YZF R6	246.6
2	21 R. KRUMMENACHER	Yamaha YZF R6	243.3
3	13 A. WEST	Kawasaki ZX-6R	243.3
4	64 F. CARICASULO	Yamaha YZF R6	242.7
5	6 C. PEROLARI	Yamaha YZF R6	242.2
6	36 T. GRADINGER	Yamaha YZF R6	242.2
7	32 S. MORAIS	Kawasaki ZX-6R	242.2
8	11 S. CORTESE	Yamaha YZF R6	241.6
9	84 L. CRESSON	Yamaha YZF R6	241.1
10	3 R. DE ROSA	MV Agusta F3 675	240.6
11	22 E. LAHTI	Suzuki GSX-R600	240.6
12	81 L. STAPLEFORD	Yamaha YZF R6	240.6
13	47 R. HARTOG	Kawasaki ZX-6R	240.0
14	96 A. IRWIN	Honda CBR600RR	239.0
15	78 H. OKUBO	Kawasaki ZX-6R	238.4
16	38 H. SOOMER	Honda CBR600RR	237.9
17	86 A. BADOVINI	MV Agusta F3 675	236.9
18	144 L. MAHIAS	Yamaha YZF R6	236.9
19	77 W. TESSELS	Kawasaki ZX-6R	236.3
20	61 R. VICKERS	Honda CBR600RR	236.3
21	111 K. SMITH	Honda CBR600RR	235.8
22	10 N. CALERO	Kawasaki ZX-6R	235.3
23	65 M. CANDUCCI	Kawasaki ZX-6R	235.3
24	35 S. HILL	Triumph Daytona 675	234.8
25	15 A. COPPOLA	Yamaha YZF R6	234.8
26	34 J. ITURRIOZ	Kawasaki ZX-6R	233.3
27	74 J. VAN SIKKELERUS	Honda CBR600RR	232.3

SEG. 1			SEG. 2			SEG. 3			SEG. 4		
1	11 S. CORTESE	19.455	1	11 S. CORTESE	24.500	1	21 R. KRUMMENACHER	22.688	1	16 J. CLUZEL	23.626
2	16 J. CLUZEL	19.503	2	3 R. DE ROSA	24.646	2	11 S. CORTESE	22.735	2	3 R. DE ROSA	23.687
3	36 T. GRADINGER	19.540	3	16 J. CLUZEL	24.696	3	16 J. CLUZEL	22.761	3	144 L. MAHIAS	23.692
4	21 R. KRUMMENACHER	19.581	4	32 S. MORAIS	24.764	4	3 R. DE ROSA	22.841	4	11 S. CORTESE	23.709
5	32 S. MORAIS	19.617	5	64 F. CARICASULO	24.801	5	36 T. GRADINGER	22.855	5	13 A. WEST	23.784
6	144 L. MAHIAS	19.689	6	144 L. MAHIAS	24.818	6	144 L. MAHIAS	22.857	6	21 R. KRUMMENACHER	23.798
7	47 R. HARTOG	19.704	7	21 R. KRUMMENACHER	24.847	7	64 F. CARICASULO	22.910	7	86 A. BADOVINI	23.816
8	96 A. IRWIN	19.724	8	36 T. GRADINGER	24.867	8	96 A. IRWIN	22.939	8	64 F. CARICASULO	23.891
9	3 R. DE ROSA	19.744	9	86 A. BADOVINI	24.876	9	81 L. STAPLEFORD	22.964	9	84 L. CRESSON	23.906
10	64 F. CARICASULO	19.782	10	13 A. WEST	24.919	10	13 A. WEST	22.978	10	36 T. GRADINGER	23.908
11	35 S. HILL	19.820	11	81 L. STAPLEFORD	24.978	11	47 R. HARTOG	23.021	11	38 H. SOOMER	24.026
12	84 L. CRESSON	19.827	12	47 R. HARTOG	24.998	12	32 S. MORAIS	23.030	12	32 S. MORAIS	24.028
13	13 A. WEST	19.828	13	6 C. PEROLARI	25.051	13	86 A. BADOVINI	23.045	13	47 R. HARTOG	24.096
14	86 A. BADOVINI	19.839	14	96 A. IRWIN	25.056	14	6 C. PEROLARI	23.050	14	22 E. LAHTI	24.106
15	38 H. SOOMER	19.886	15	38 H. SOOMER	25.070	15	61 R. VICKERS	23.056	15	96 A. IRWIN	24.121
16	78 H. OKUBO	19.901	16	10 N. CALERO	25.123	16	22 E. LAHTI	23.060	16	81 L. STAPLEFORD	24.123
17	81 L. STAPLEFORD	19.916	17	77 W. TESSELS	25.130	17	78 H. OKUBO	23.080	17	6 C. PEROLARI	24.173
18	6 C. PEROLARI	19.941	18	78 H. OKUBO	25.145	18	111 K. SMITH	23.099	18	35 S. HILL	24.183
19	22 E. LAHTI	19.962	19	22 E. LAHTI	25.187	19	38 H. SOOMER	23.099	19	78 H. OKUBO	24.194
20	77 W. TESSELS	19.980	20	35 S. HILL	25.249	20	84 L. CRESSON	23.170	20	15 A. COPPOLA	24.196
21	74 J. VAN SIKKELERUS	20.009	21	61 R. VICKERS	25.254	21	10 N. CALERO	23.180	21	74 J. VAN SIKKELERUS	24.310
22	10 N. CALERO	20.024	22	84 L. CRESSON	25.326	22	35 S. HILL	23.190	22	111 K. SMITH	24.444
23	15 A. COPPOLA	20.065	23	111 K. SMITH	25.334	23	74 J. VAN SIKKELERUS	23.281	23	10 N. CALERO	24.476
24	111 K. SMITH	20.066	24	74 J. VAN SIKKELERUS	25.454	24	77 W. TESSELS	23.288	24	77 W. TESSELS	24.507
25	61 R. VICKERS	20.067	25	15 A. COPPOLA	25.474	25	15 A. COPPOLA	23.471	25	61 R. VICKERS	24.523
26	34 J. ITURRIOZ	20.282	26	34 J. ITURRIOZ	25.619	26	34 J. ITURRIOZ	23.547	26	65 M. CANDUCCI	24.652
27	65 M. CANDUCCI	20.360	27	65 M. CANDUCCI	25.801	27	65 M. CANDUCCI	23.638	27	34 J. ITURRIOZ	24.755

27/05/2018

These data/results cannot be reproduced, stored and/or transmitted in whole or in part by any manner of electronic, mechanical, photocopying, recording, broadcasting or otherwise now known or herein after developed without the previous express consent by the copyright owner, except for reproduction in daily press and regular printed publications on sale to the public within 60 days of the event related to those data/results and always provided that copyright symbol appears together as follows below.

© DORNA WSBK ORGANIZATION Srl 2018



PROSECCO DOC UK Round, Donington Park 25-27 May 2018

World Supersport - Ideal Times Warm Up

Donington Park 4.023 m

No.	Rider	Nat	Bike	Seg. 1	Seg. 2	Seg. 3	Seg. 4	Ideal Time		
				Diff. 1	Diff. 2	Diff. 3	Diff. 4	Best Lap	Pos.	Diff.
1	11 S. CORTESE	GER	Yamaha YZF R6	19.455 0.034	24.500	22.735 0.014	23.709 0.077	1'30.399	1	0.125
2	16 J. CLUZEL	FRA	Yamaha YZF R6	19.503 0.019	24.696 0.039	22.761 0.009	23.626 0.050	1'30.586 1'30.703	2	0.117
3	21 R. KRUMMENACHER	SUI	Yamaha YZF R6	19.581 0.104	24.847 0.121	22.688	23.798	1'30.914 1'31.139	4	0.225
4	3 R. DE ROSA	ITA	MV Agusta F3 675	19.744 0.058	24.646	22.841 0.004	23.687 0.145	1'30.918 1'31.125	3	0.207
5	144 L. MAHIAS	FRA	Yamaha YZF R6	19.689 0.039	24.818 0.003	22.857 0.024	23.692 0.047	1'31.056 1'31.169	5	0.113
6	36 T. GRADINGER	AUT	Yamaha YZF R6	19.540 0.145	24.867 0.023	22.855	23.908	1'31.170 1'31.338	6	0.168
7	64 F. CARICASULO	ITA	Yamaha YZF R6	19.782 0.124	24.801	22.910	23.891 0.066	1'31.384 1'31.574	7	0.190
8	32 S. MORAIS	POR	Kawasaki ZX-6R	19.617	24.764	23.030 0.142	24.028 0.011	1'31.439 1'31.592	8	0.153
9	13 A. WEST	AUS	Kawasaki ZX-6R	19.828 0.069	24.919	22.978 0.220	23.784	1'31.509 1'31.798	9	0.289
10	86 A. BADOVINI	ITA	MV Agusta F3 675	19.839	24.876	23.045 0.105	23.816 0.140	1'31.576 1'31.821	10	0.245
11	47 R. HARTOG	NED	Kawasaki ZX-6R	19.704	24.998	23.021 0.037	24.096	1'31.819 1'31.856	11	0.037
12	96 A. IRWIN	GBR	Honda CBR600RR	19.724 0.148	25.056	22.939	24.121	1'31.840 1'31.988	12	0.148
13	81 L. STAPLEFORD	GBR	Yamaha YZF R6	19.916 0.120	24.978 0.206	22.964	24.123	1'31.981 1'32.307	14	0.326
14	38 H. SOOMER	EST	Honda CBR600RR	19.886	25.070	23.099 0.113	24.026 0.065	1'32.081 1'32.259	13	0.178
15	6 C. PEROLARI	FRA	Yamaha YZF R6	19.941 0.063	25.051 0.078	23.050	24.173	1'32.215 1'32.356	15	0.141
16	84 L. CRESSON	BEL	Yamaha YZF R6	19.827 0.136	25.326	23.170 0.159	23.906 0.031	1'32.229 1'32.555	16	0.326
17	22 E. LAHTI	FIN	Suzuki GSX-R600	19.962 0.023	25.187	23.060 0.189	24.106 0.247	1'32.315 1'32.774	19	0.459
18	78 H. OKUBO	JPN	Kawasaki ZX-6R	19.901 0.305	25.145	23.080	24.194 0.026	1'32.320 1'32.651	17	0.331
19	35 S. HILL	GBR	Triumph Daytona 675	19.820 0.105	25.249	23.190 0.015	24.183 0.173	1'32.442 1'32.735	18	0.293
20	10 N. CALERO	ESP	Kawasaki ZX-6R	20.024 0.036	25.123	23.180	24.476 0.129	1'32.803 1'32.968	20	0.165
21	61 R. VICKERS	GBR	Honda CBR600RR	20.067	25.254	23.056 0.211	24.523	1'32.900 1'33.111	22	0.211
22	77 W. TESSELS	NED	Kawasaki ZX-6R	19.980	25.130 0.214	23.288 0.012	24.507 0.160	1'32.905 1'33.291	24	0.386
23	111 K. SMITH	GBR	Honda CBR600RR	20.066 0.044	25.334 0.072	23.099	24.444 0.093	1'32.943 1'33.152	23	0.209
24	74 J. VAN SIKKELERUS	NED	Honda CBR600RR	20.009	25.454 0.008	23.281	24.310	1'33.054 1'33.062	21	0.008
25	15 A. COPPOLA	ITA	Yamaha YZF R6	20.065 0.054	25.474 0.064	23.471	24.196 0.067	1'33.206 1'33.391	25	0.185
26	34 J. ITURRIOZ	ARG	Kawasaki ZX-6R	20.282	25.619 0.095	23.547	24.755 0.212	1'34.203 1'34.510	26	0.307
27	65 M. CANDUCCI	ITA	Kawasaki ZX-6R	20.360 0.166	25.801 0.068	23.638	24.652 0.047	1'34.451 1'34.732	27	0.281
Overall Ideal Time				19.455	24.500	22.688	23.626	1'30.269		

27/05/2018

These data/results cannot be reproduced, stored and/or transmitted in whole or in part by any manner of electronic, mechanical, photocopying, recording, broadcasting or otherwise now known or herein after developed without the previous express consent by the copyright owner, except for reproduction in daily press and regular printed publications on sale to the public within 60 days of the event related to those data/results and always provided that copyright symbol appears together as follows below.

© DORNA WSBK ORGANIZATION Srl 2018

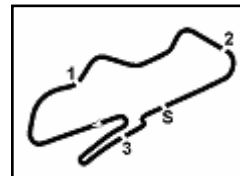
FICR PERUGIA TIMING



Official Tyre Supplier



Official Timekeeper


PROSECCO DOC UK Round, Donington Park 25-27 May 2018
World Supersport - Chronological Analysis Warm Up

1° 11 S. CORTESE (1'30.524)								6° 36 T. GRADINGER (1'31.338)							
Lap	Seg.1	Seg.2	Seg.3	Seg.4	Lap Time	km/h	Local Time	Lap	Seg.1	Seg.2	Seg.3	Seg.4	Lap Time	km/h	Local Time
1		28.404	24.274	26.942		234,8	9:22'22.387	1		27.646	23.857	24.701		237,9	9:21'50.046
2	19.938	25.429	23.177	24.096	1'32.640	239,5	9:23'55.027	2	19.820	25.327	23.133	24.570	1'32.850	240,6	9:23'22.896
3	19.717	24.844	22.735	23.718	1'31.014	241,1	9:25'26.041	3	19.783	25.072	23.018	23.997	1'31.870	240,6	9:24'54.766
4	20.182	25.778	23.455	30.205	1'39.620P	237,9	9:27'05.661	4	20.099	25.250	23.027	24.405	1'32.781	240,6	9:26'27.547
5	1'55.816	25.788	23.384	24.059	3'09.047P	238,4	9:30'14.708	5	20.138	25.061	23.128	24.381	1'32.708	241,1	9:28'00.255
6	19.455	24.585	22.896	23.763	1'30.699	240,6	9:31'45.407	6	19.695	25.039	23.106	24.113	1'31.953	240,0	9:29'32.208
7	19.489	24.500	22.749	23.786	1'30.524	240,0	9:33'15.931	7	19.685	24.890	22.855	23.908	1'31.338	242,2	9:31'03.546
8	19.596	24.629	22.806	23.709	1'30.740	241,6	9:34'46.671	8	19.548	24.867	23.160	24.021	1'31.596	238,4	9:32'35.142
9	21.903	27.775	24.586	25.843	1'40.107	233,3	9:36'26.778	9	26.101	26.218	23.270	24.289	1'39.878	237,4	9:34'15.020

2° 16 J. CLUZEL (1'30.703)								7° 64 F. CARICASULO (1'31.574)							
Lap	Seg.1	Seg.2	Seg.3	Seg.4	Lap Time	km/h	Local Time	Lap	Seg.1	Seg.2	Seg.3	Seg.4	Lap Time	km/h	Local Time
1		27.939	24.555	26.010		229,8	9:22'20.659	1		26.042	25.664	25.478		237,9	9:21'39.539
2	20.654	26.241	24.285	25.927	1'37.107	225,9	9:23'57.766	2	20.060	25.769	26.328	24.794	1'36.951	242,7	9:23'16.490
3	19.653	24.953	22.811	23.858	1'31.275	243,3	9:25'29.041	3	19.997	25.170	23.038	23.891	1'32.096	240,0	9:24'48.586
4	19.510	24.696	22.761	23.908	1'30.875	246,6	9:26'59.916	4	19.782	25.271	23.080	24.110	1'32.243	237,9	9:26'20.829
5	20.307	25.682	23.229	30.365	1'39.583	239,5	9:28'39.499	5	19.884	25.030	22.984	29.784	1'37.682	239,0	9:27'58.511
6	19.566	24.848	22.785	23.626	1'30.825	244,4	9:30'10.324	6	20.168	25.074	23.543	27.351	1'36.136	239,5	9:29'34.647
7	19.503	24.838	22.798	23.683	1'30.822	244,4	9:31'41.146	7	19.906	24.801	22.910	23.957	1'31.574	239,0	9:31'06.221
8	19.577	24.786	22.867	31.271	1'38.501	242,7	9:33'19.647	8	20.084	24.879	23.043	28.729	1'36.735P	238,4	9:32'42.956
9	19.642	25.095	25.474	25.034	1'35.245	228,3	9:34'54.892	9	2'36.118	25.796	23.231	23.944	3'49.089P	236,9	9:36'32.045
10	19.522	24.735	22.770	23.676	1'30.703	243,3	9:36'25.595								

3° 3 R. DE ROSA (1'31.125)								8° 32 S. MORAIS (1'31.592)							
Lap	Seg.1	Seg.2	Seg.3	Seg.4	Lap Time	km/h	Local Time	Lap	Seg.1	Seg.2	Seg.3	Seg.4	Lap Time	km/h	Local Time
1		28.327	24.680	26.485		225,0	9:22'23.512	1		28.912	23.823	24.942		239,5	9:21'50.931
2	20.024	25.109	23.325	24.250	1'32.708	239,0	9:23'56.220	2	20.349	25.225	23.368	24.166	1'33.108	234,8	9:23'24.039
3	19.912	24.886	22.951	23.687	1'31.436	239,0	9:25'27.656	3	19.839	25.049	23.116	24.095	1'32.099	236,9	9:24'56.138
4	19.814	24.762	23.369	23.870	1'31.815	240,6	9:26'59.471	4	19.863	25.073	23.050	24.028	1'32.014	240,0	9:26'28.152
5	20.842	26.130	23.431	24.766	1'35.169	235,8	9:28'34.640	5	19.850	25.038	23.207	25.499	1'33.594	239,0	9:28'01.746
6	19.934	24.766	22.841	23.745	1'31.286	238,4	9:30'05.926	6	19.809	24.933	23.185	24.095	1'32.022	236,9	9:29'33.768
7	19.834	24.766	22.844	23.737	1'31.181	238,4	9:31'37.107	7	19.653	24.829	23.249	24.383	1'32.114	242,2	9:31'05.882
8	19.802	24.646	22.845	23.832	1'31.125	239,0	9:33'08.232	8	21.664	26.916	24.901	25.216	1'38.697	205,2	9:32'44.579
9	19.810	24.756	22.889	23.757	1'31.212	239,0	9:34'39.444	9	19.789	24.868	23.030	24.047	1'31.734	236,3	9:34'16.313
10	19.744	24.791	22.923	23.812	1'31.270	237,4	9:36'10.714	10	19.617	24.764	23.172	24.039	1'31.592	237,4	9:35'47.905

4° 21 R. KRUMMENACHER (1'31.139)								9° 13 A. WEST (1'31.798)							
Lap	Seg.1	Seg.2	Seg.3	Seg.4	Lap Time	km/h	Local Time	Lap	Seg.1	Seg.2	Seg.3	Seg.4	Lap Time	km/h	Local Time
1		26.992	24.069	25.344		234,8	9:21'41.679	1		27.258	24.224	24.762		235,3	9:22'10.363
2	19.840	25.139	23.097	24.345	1'32.421	239,5	9:23'14.100	2	20.260	25.302	23.269	24.044	1'32.875	236,9	9:23'43.238
3	20.200	25.531	23.375	27.029	1'36.135	237,4	9:24'50.235	3	20.090	25.260	23.160	23.996	1'32.506	237,4	9:25'15.744
4	19.715	24.847	22.865	24.042	1'31.469	241,1	9:26'21.704	4	19.897	24.919	23.198	23.784	1'31.798	238,4	9:26'47.542
5	19.858	25.373	22.981	24.447	1'32.659	240,6	9:27'54.363	5	19.853	25.022	22.978	24.041	1'31.894	239,0	9:28'19.436
6	19.685	24.968	22.688	23.798	1'31.139	240,0	9:29'25.502	6	19.985	25.113	23.066	24.001	1'32.165	237,4	9:29'51.601
7	19.581	24.848	22.903	23.959	1'31.291	243,3	9:30'56.793	7	19.880	25.085	23.092	24.272	1'32.329	237,9	9:31'23.930
8	19.651	25.212	22.869	23.803	1'31.535	239,5	9:32'28.328	8	19.948	25.076	23.260	24.142	1'32.426	236,9	9:32'45.356
9	19.661	24.924	22.888	23.812	1'31.285	237,9	9:33'59.613	9	19.889	24.995	23.180	24.075	1'32.139	237,9	9:34'28.495
10	19.704	24.869	22.838	23.849	1'31.260	239,0	9:35'30.873	10	19.828	25.198	23.234	24.167	1'32.427	243,3	9:36'00.922

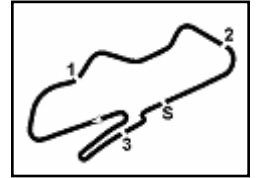
5° 144 L. MAHIAS (1'31.169)								10° 86 A. BADOVINI (1'31.821)							
Lap	Seg.1	Seg.2	Seg.3	Seg.4	Lap Time	km/h	Local Time	Lap	Seg.1	Seg.2	Seg.3	Seg.4	Lap Time	km/h	Local Time
1		25.949	23.333	24.540		234,3	9:22'50.097	1		29.347	25.689	25.646		203,3	9:21'58.001
2	19.897	24.970	23.149	23.692	1'31.708	236,3	9:24'21.805	2	20.352	25.469	23.459	23.990	1'33.270	234,8	9:23'31.271
3	19.851	24.818	22.940	23.870	1'31.479	235,8	9:25'53.284	3	20.211	25.155	23.248	24.018	1'32.632	234,3	9:25'03.903
4	19.728	24.821	22.881	23.739	1'31.169	235,8	9:27'24.453	4	20.107	24.990	23.045	24.183	1'32.325	236,9	9:26'36.228
5	19.726	24.852	22.863	23.789	1'31.230	234,8	9:28'55.683	5	20.121	25.200	23.124	23.970	1'32.415	235,3	9:28'08.643
6	19.947	25.372	22.857	23.701	1'31.877	236,9	9:30'27.560	6	19.902	25.038	23.258	23.961	1'32.159	236,3	9:29'40.802
7	19.689	24.873	23.046	23.703	1'31.311	235,3	9:31'58.871	7	20.058	25.731	23.174	23.843	1'32.806	235,8	9:31'13.608
8	19.763	24.882	23.002	23.727	1'31.374	233,3	9:33'30.245	8	20.003	25.031	23.165	23.926	1'32.125	234,8	9:32'45.733
9	22.987	25.809	23.475	29.578	1'41.849P	232,3	9:35'12.094	9	19.881	25.009	23.174	23.816	1'31.880	234,3	9:34'17.613
								10	19.839	24.876	23.150	23.956	1'31.821	234,8	9:35'49.434

27/05/2018

P = Pits In/Out - C = Lap Time Cancelled

These data/results cannot be reproduced, stored and/or transmitted in whole or in part by any manner of electronic, mechanical, photocopying, recording, broadcasting or otherwise now known or herein after developed without the previous express consent by the copyright owner, except for reproduction in daily press and regular printed publications on sale to the public within 60 days of the event related to those data/results and always provided that copyright symbol appears together as follows below.

© DORNA WSBK ORGANIZATION Srl 2018



Donington Park 4.023 m

PROSECCO DOC UK Round, Donington Park 25-27 May 2018

World Supersport - Chronological Analysis Warm Up

2 / 3

11° 47 R. HARTOG (1'31.856)						
Lap	Seg.1	Seg.2	Seg.3	Seg.4	Lap Time	km/h
1		26.662	23.628	25.118		238,4
2	20.041	25.654	23.365	24.392	1'33.452	240,0
3	20.132	25.343	23.209	24.234	1'32.918	236,3
4	20.376	25.178	23.139	24.322	1'33.015	236,9
5	19.954	25.014	23.111	25.546	1'33.625	237,4
6	19.773	25.112	23.021	24.285	1'32.191	236,9
7	19.704	24.998	23.058	24.096	1'31.856	236,9
8	22.570	25.450	23.465	24.830	1'36.315	235,3
9	19.767	25.407	23.546	24.590	1'33.310	234,8
10	19.978	25.017	23.320	24.354	1'32.669	235,8

1		26.802	27.099	25.286		238,4	9:22'17.323
2	20.199	25.580	23.429	24.297	1'33.505	241,1	9:23'50.828
3	20.090	25.811	23.318	24.060	1'33.279	240,0	9:25'24.107
4	19.963	25.326	23.329	23.937	1'32.555	240,0	9:26'56.662
5	20.069	25.540	23.170	24.257	1'33.036	239,0	9:28'29.698
6	19.897	25.594	23.386	23.906	1'32.783	241,1	9:30'02.481
7	19.938	25.345	23.304	24.055	1'32.642	241,1	9:31'35.123
8	19.827	25.505	23.262	24.121	1'32.715	240,0	9:33'07.838
9	20.386	25.337	23.246	24.001	1'32.970	240,0	9:34'40.808
10	20.169	25.542	23.324	23.976	1'33.011	239,5	9:36'13.819

12° 96 A. IRWIN (1'31.988)							
Lap	Seg.1	Seg.2	Seg.3	Seg.4	Lap Time	km/h	
1		26.243	23.646	27.576		233,8	9:21'40.050
2	19.888	25.687	23.471	24.189	1'33.235	239,0	9:23'13.285
3	19.894	25.193	22.960	24.463	1'32.510	236,9	9:24'45.795
4	19.901	25.249	23.038	24.139	1'32.327	233,3	9:26'18.122
5	19.724	25.118	23.027	24.298	1'32.167	236,9	9:27'50.289
6	19.972	26.783	23.214	24.459	1'34.428	233,8	9:29'24.717
7	19.881	25.104	22.993	24.371	1'32.349	234,8	9:30'57.066
8	19.872	25.056	22.939	24.121	1'31.988	237,9	9:32'29.054
9	19.750	25.171	23.114	24.288	1'32.323	232,3	9:34'01.377
10	20.001	25.146	23.138	24.733	1'33.018	233,3	9:35'34.395

17° 78 H. OKUBO (1'32.651)							
Lap	Seg.1	Seg.2	Seg.3	Seg.4	Lap Time	km/h	
1		28.170	24.697	25.150		230,3	9:22'05.578
2	20.884	25.784	23.510	24.584	1'34.762	234,3	9:23'40.340
3	20.051	25.353	23.199	24.349	1'32.952	236,9	9:25'13.292
4	20.008	25.451	23.298	24.390	1'33.147	237,4	9:26'46.439
5	20.020	25.462	23.340	25.828	1'34.650	235,3	9:28'21.089
6	20.206	25.145	23.080	24.220	1'32.651	237,9	9:29'53.740
7	19.901	25.966	28.263	30.899	1'45.029P	238,4	9:31'38.769
8	1'19.001	25.482	23.419	24.244	2'32.146P	235,8	9:34'10.915
9	20.041	25.534	23.282	24.194	1'33.051	237,4	9:35'43.966

13° 38 H. SOOMER (1'32.259)							
Lap	Seg.1	Seg.2	Seg.3	Seg.4	Lap Time	km/h	
1		26.768	23.704	24.644		234,3	9:21'43.981
2	20.024	25.802	23.703	24.579	1'34.108	237,9	9:23'18.089
3	20.022	25.204	23.353	24.468	1'33.047	235,8	9:24'51.136
4	19.929	25.500	23.264	28.521	1'37.214P	235,8	9:26'28.350
5	1'02.376	25.992	23.298	24.258	2'15.924P	234,8	9:28'44.274
6	20.029	25.205	23.233	24.679	1'33.146	236,3	9:30'17.420
7	19.894	25.494	23.099	24.026	1'32.513	235,3	9:31'49.933
8	19.941	25.328	23.321	24.083	1'32.673	235,3	9:33'22.606
9	19.932	25.219	23.288	24.979	1'33.418	235,8	9:34'56.024
10	19.886	25.070	23.212	24.091	1'32.259	236,9	9:36'28.283

18° 35 S. HILL (1'32.735)							
Lap	Seg.1	Seg.2	Seg.3	Seg.4	Lap Time	km/h	
1		26.335	23.706	25.137		230,8	9:21'42.143
2	19.925	25.249	23.205	24.356	1'32.735	233,8	9:23'14.878
3	19.879	25.287	23.558	24.668	1'33.392	233,3	9:24'48.270
4	19.845	25.356	23.527	24.443	1'33.171	229,8	9:26'21.441
5	19.820	25.899	23.325	24.528	1'33.572	234,8	9:27'55.013
6	19.849	25.444	23.629	24.464	1'33.386	230,3	9:29'28.399
7	19.862	25.267	23.329	24.882	1'33.340	231,3	9:31'01.739
8	20.061	25.761	24.321	27.673	1'37.816	213,4	9:32'39.555
9	19.901	25.527	23.388	24.183	1'32.999	227,8	9:34'12.554
10	20.031	25.255	23.190	24.609	1'33.085	231,3	9:35'45.639

14° 81 L. STAPLEFORD (1'32.307)							
Lap	Seg.1	Seg.2	Seg.3	Seg.4	Lap Time	km/h	
1		27.245	23.619	28.065		234,3	9:21'52.380
2	20.491	25.557	37.784	56.506	2'20.338P	237,4	9:24'12.718
3	3'14.530	27.129	23.521	24.593	4'29.773P	236,3	9:28'42.491
4	20.170	25.326	23.210	24.414	1'33.120	240,6	9:30'15.611
5	20.036	25.184	22.964	24.123	1'32.307	237,9	9:31'47.918
6	20.064	25.242	23.019	24.162	1'32.487	238,4	9:33'20.405
7	19.916	24.978	23.134	24.299	1'32.327	238,4	9:34'52.732
8	20.157	26.573	24.774	26.893	1'38.397	232,3	9:36'31.129

19° 22 E. LAHTI (1'32.774)							
Lap	Seg.1	Seg.2	Seg.3	Seg.4	Lap Time	km/h	
1		26.257	23.621	24.900		237,4	9:21'37.898
2	20.216	25.761	23.338	24.276	1'33.591	236,9	9:23'11.489
3	20.809	25.530	23.250	24.590	1'34.179	237,9	9:24'45.668
4	20.183	25.505	23.401	26.197	1'35.286	239,5	9:26'20.954
5	20.129	25.438	23.060	24.414	1'33.041	240,0	9:27'53.995
6	21.349	25.468	26.134	25.564	1'38.515	240,6	9:29'32.510
7	20.077	25.333	23.465	24.106	1'32.981	239,0	9:31'05.491
8	19.962	25.367	23.363	24.913	1'33.605	236,9	9:32'39.096
9	20.042	25.813	23.645	24.448	1'33.948	239,5	9:34'13.044
10	19.985	25.187	23.249	24.353	1'32.774	239,5	9:35'45.818

15° 6 C. PEROLARI (1'32.356)							
Lap	Seg.1	Seg.2	Seg.3	Seg.4	Lap Time	km/h	
1		26.692	23.999	25.221		236,3	9:21'39.940
2	20.189	25.617	23.753	24.314	1'33.873	242,2	9:23'13.813
3	19.941	25.051	23.360	24.454	1'32.806	236,9	9:24'46.619
4	19.968	25.256	23.318	24.393	1'32.935	236,3	9:26'19.554
5	20.019	25.337	23.197	24.546	1'33.099	236,9	9:27'52.653
6	20.025	27.514	24.031	24.509	1'36.079	231,3	9:29'28.732
7	20.004	25.129	23.050	24.173	1'32.356	239,5	9:31'01.088
8	20.542	25.705	23.826	28.738	1'38.811P	235,3	9:32'39.899
9	1'23.850	25.586	23.318	24.557	2'37.311P	236,9	9:35'17.210

20° 10 N. CALERO (1'32.968)							
Lap	Seg.1	Seg.2	Seg.3	Seg.4	Lap Time	km/h	
1		26.278	23.777	28.910		231,3	9:22'16.136
2	20.767	26.262	23.606	24.607	1'35.242	234,8	9:23'51.378
3	20.024	25.611	23.308	24.476	1'33.419	235,3	9:25'24.797
4	20.060	25.123	23.180	24.605	1'32.968	234,3	9:26'57.765
5	22.742	26.732	23.336	24.809	1'37.619	234,3	9:28'35.384
6	20.127	25.143	25.891	35.073	1'46.234P	225,9	9:30'21.618
7	1'09.572	30.713	26.269	24.892	2'31.446P	175,7	9:32'53.064
8	21.731	26.104	23.828	25.172	1'36.835	226,4	9:34'29.899
9	21.922	26.564	23.756	25.189	1'37.431	232,8	9:36'07.330

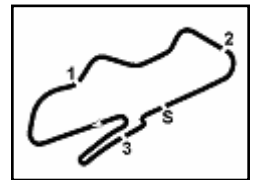
16° 84 L. CRESSON (1'32.555)						
Lap	Seg.1	Seg.2	Seg.3	Seg.4	Lap Time	km/h

21° 74 J. VAN SIKKELERUS (1'33.062)							
Lap	Seg.1	Seg.2	Seg.3	Seg.4	Lap Time	km/h	
1		26.534	24.105	32.053		229,3	9:21'52.411

27/05/2018 P = Pits In/Out - C = Lap Time Cancelled

These data/results cannot be reproduced, stored and/or transmitted in whole or in part by any manner of electronic, mechanical, photocopying, recording, broadcasting or otherwise now known or herein after developed without the previous express consent by the copyright owner, except for reproduction in daily press and regular printed publications on sale to the public within 60 days of the event related to those data/results and always provided that copyright symbol appears together as follows below.

© DORNA WSBK ORGANIZATION Srl 2018



Donington Park 4.023 m

3 / 3

PROSECCO DOC UK Round, Donington Park 25-27 May 2018

World Supersport - Chronological Analysis Warm Up

2	52.435	26.282	23.671	25.575	2'07.963P	229,8	9:24'00.374	8	20.441	25.619	23.759	24.906	1'34.725	232,3	9:32'51.757
3	20.295	25.714	23.531	24.774	1'34.314	231,8	9:25'34.688	9	20.697	25.959	23.878	24.755	1'35.289	232,8	9:34'27.046
4	20.337	25.621	23.521	24.615	1'34.094	231,3	9:27'08.782	10	20.282	25.714	23.547	24.967	1'34.510	232,8	9:36'01.556
5	21.233	27.181	23.701	24.656	1'36.771	230,3	9:28'45.553								
6	20.169	25.465	23.377	24.434	1'33.445	231,3	9:30'18.998								
7	20.009	25.462	23.281	24.310	1'33.062	231,8	9:31'52.060								
8	20.070	25.945	23.540	29.699	1'39.254	228,8	9:33'31.314								
9	20.252	25.454	23.367	24.316	1'33.389	232,3	9:35'04.703								

22° 61 R. VICKERS (1'33.111)							
Lap	Seg.1	Seg.2	Seg.3	Seg.4	Lap Time	km/h	Local Time
1		28.731	24.442	26.720		230,8	9:21'52.534
2	20.696	25.798	23.631	25.243	1'35.368	234,8	9:23'27.902
3	20.624	25.670	23.584	24.665	1'34.543	233,3	9:25'02.445
4	20.278	25.496	23.304	24.532	1'33.610	234,3	9:26'36.055
5	20.541	25.697	23.526	25.062	1'34.826	233,8	9:28'10.881
6	20.340	25.605	23.235	24.537	1'33.717	233,8	9:29'44.598
7	20.093	25.296	23.056	25.103	1'33.548	236,3	9:31'18.146
8	20.628	25.545	23.282	24.787	1'34.242	235,3	9:32'52.388
9	20.270	25.896	23.446	24.570	1'34.182	235,3	9:34'26.570
10	20.067	25.254	23.267	24.523	1'33.111	235,3	9:35'59.681

27° 65 M. CANDUCCI (1'34.732)							
Lap	Seg.1	Seg.2	Seg.3	Seg.4	Lap Time	km/h	Local Time
1		27.675	24.776	25.437		229,8	9:22'11.006
2	20.582	25.877	23.786	24.652	1'34.897	233,3	9:23'45.903
3	20.730	25.905	24.071	30.649	1'41.355P	232,8	9:25'27.258
4	2'11.928	26.737	24.129	24.938	3'27.732P	233,3	9:28'54.990
5	20.486	26.025	26.323	24.996	1'37.830	235,3	9:30'32.820
6	20.526	25.869	23.638	24.699	1'34.732	233,8	9:32'07.552
7	20.613	25.813	23.724	24.847	1'34.997	234,3	9:33'42.549
8	20.360	25.801	23.650	25.338	1'35.149	234,8	9:35'17.698

23° 111 K. SMITH (1'33.152)							
Lap	Seg.1	Seg.2	Seg.3	Seg.4	Lap Time	km/h	Local Time
1		28.523	24.684	32.744		232,8	9:21'58.949
2	55.871	26.018	23.370	24.444	2'09.703P	232,3	9:24'08.652
3	20.110	25.406	23.099	24.537	1'33.152	235,8	9:25'41.804
4	20.066	25.334	23.143	24.993	1'33.536	235,3	9:27'15.340

24° 77 W. TESSELS (1'33.291)							
Lap	Seg.1	Seg.2	Seg.3	Seg.4	Lap Time	km/h	Local Time
1		26.982	23.718	25.128		234,8	9:21'39.214
2	20.176	25.857	27.091	33.366	1'46.490	234,8	9:23'25.704
3	20.233	25.694	23.565	24.698	1'34.190	235,3	9:24'59.894
4	20.215	25.473	23.288	24.846	1'33.822	235,3	9:26'33.716
5	20.226	25.406	23.331	24.507	1'33.470	235,8	9:28'07.186
6	19.980	25.344	23.300	24.667	1'33.291	236,3	9:29'40.477
7	20.176	26.218	23.408	24.636	1'34.438	234,3	9:31'14.915
8	20.029	25.864	29.222	26.976	1'42.091	146,3	9:32'57.006
9	20.063	25.130	23.457	24.801	1'33.451	235,3	9:34'30.457
10	20.857	26.101	23.726	24.912	1'35.596	234,3	9:36'06.053

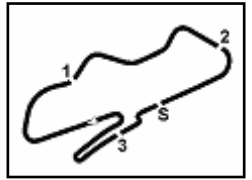
25° 15 A. COPPOLA (1'33.391)							
Lap	Seg.1	Seg.2	Seg.3	Seg.4	Lap Time	km/h	Local Time
1		27.918	24.672	25.695		227,3	9:21'43.403
2	20.438	26.216	25.216	29.335	1'41.205	224,0	9:23'24.608
3	20.252	25.522	23.675	24.214	1'33.663	233,3	9:24'58.271
4	20.147	25.514	23.667	24.196	1'33.524	233,3	9:26'31.795
5	20.119	25.538	23.471	24.263	1'33.391	234,3	9:28'05.186
6	20.173	25.565	24.887	30.298	1'40.923	233,8	9:29'46.109
7	20.122	25.531	23.566	25.052	1'34.271	233,8	9:31'20.380
8	20.088	25.512	23.543	24.254	1'33.397	233,3	9:32'53.777
9	20.065	25.474	23.541	24.475	1'33.555	234,3	9:34'27.332
10	20.229	25.704	23.775	24.815	1'34.523	234,8	9:36'01.855

26° 34 J. ITURRIOZ (1'34.510)							
Lap	Seg.1	Seg.2	Seg.3	Seg.4	Lap Time	km/h	Local Time
1		27.661	24.809	25.833		228,3	9:21'42.714
2	20.818	26.034	24.049	25.001	1'35.902	231,8	9:23'18.616
3	20.586	25.880	23.648	25.353	1'35.467	232,8	9:24'54.083
4	20.590	26.132	23.805	24.987	1'35.514	232,3	9:26'29.597
5	20.450	25.925	23.689	24.928	1'34.992	231,8	9:28'04.589
6	20.436	25.639	23.873	24.902	1'34.850	232,8	9:29'39.439
7	22.533	26.367	23.884	24.809	1'37.593	233,3	9:31'17.032

27/05/2018 P = Pits In/Out - C = Lap Time Cancelled

These data/results cannot be reproduced, stored and/or transmitted in whole or in part by any manner of electronic, mechanical, photocopying, recording, broadcasting or otherwise now known or herein after developed without the previous express consent by the copyright owner, except for reproduction in daily press and regular printed publications on sale to the public within 60 days of the event related to those data/results and always provided that copyright symbol appears together as follows below.

© DORNA WSBK ORGANIZATION Srl 2018



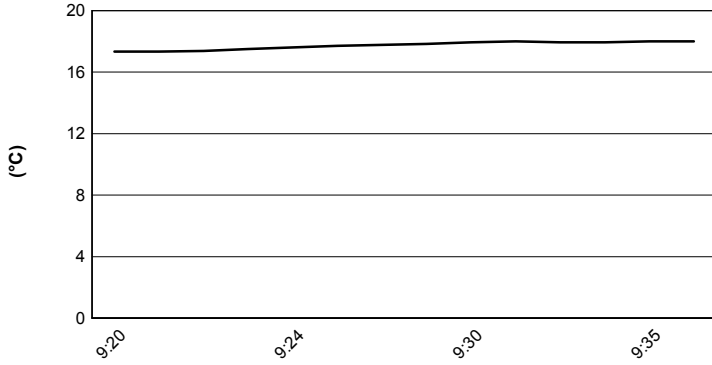
Donington Park 4.023 m

PROSECCO DOC UK Round, Donington Park 25-27 May 2018

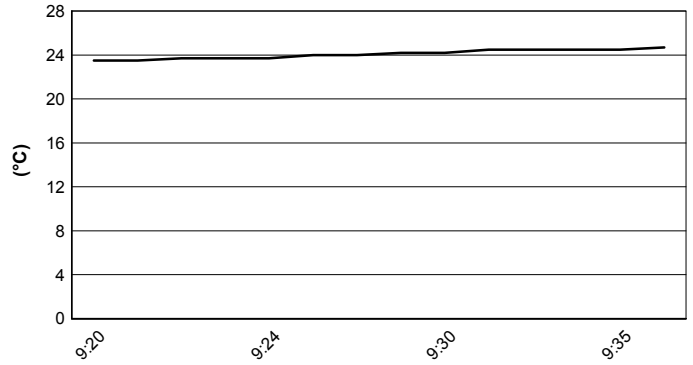
World Supersport - Weather Report Warm Up

Session started 09:20 - Session ended 9:36

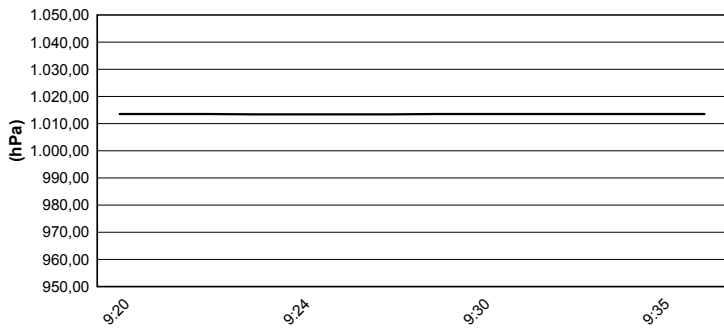
Air Temperature



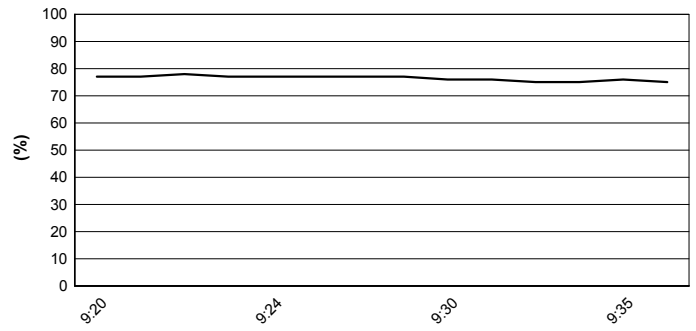
Track Temperature



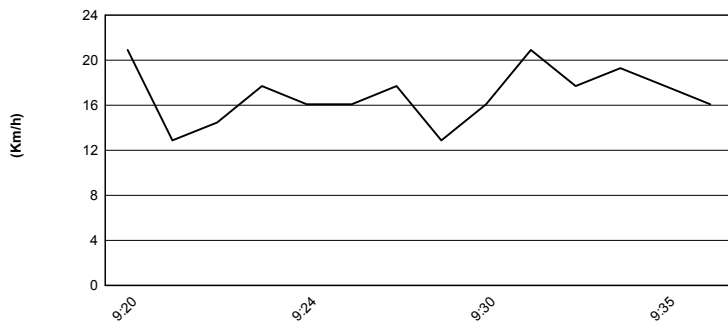
Air Pressure



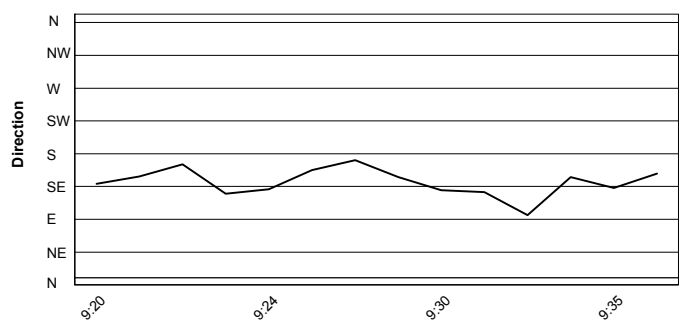
Humidity



Wind Speed



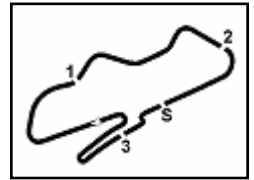
Wind Direction



27/05/2018

These data/results cannot be reproduced, stored and/or transmitted in whole or in part by any manner of electronic, mechanical, photocopying, recording, broadcasting or otherwise now known or herein after developed without the previous express consent by the copyright owner, except for reproduction in daily press and regular printed publications on sale to the public within 60 days of the event related to those data/results and always provided that copyright symbol appears together as follows below.

© DORNA WSBK ORGANIZATION Srl 2018



Donington Park 4.023 m

PROSECCO DOC UK Round, Donington Park 25-27 May 2018

World Supersport - Starting Grid

20 Laps x 4,023 km = 80,460 km

1	16 CLUZEL J. Yamaha 1'30.270 SP2	2	144 MAHIAS L. Yamaha 1'30.465 SP2	3	11 CORTESE S. Yamaha 1'30.632 SP2
2	21 KRUMMENACHER R. Yamaha 1'30.654 SP2	5	78 OKUBO H. Kawasaki 1'31.079 SP2	6	3 DE ROSA R. MV Agusta 1'31.093 SP2
3	64 CARICASULO F. Yamaha 1'31.118 SP2	8	81 STAPLEFORD L. Yamaha 1'31.291 SP2	9	86 BADOVINI A. MV Agusta 1'31.306 SP2
4	32 MORAIS S. Kawasaki 1'31.518 SP2	11	36 GRADINGER T. Yamaha 1'31.526 SP2	12	96 IRWIN A. Honda 1'31.883 SP2
5	111 SMITH K. Honda 1'31.873 SP1	14	84 CRESSON L. Yamaha 1'31.906 SP1	15	13 WEST A. Kawasaki 1'32.004 SP1
6	38 SOOMER H. Honda 1'32.079 SP1	17	47 HARTOG R. Kawasaki 1'32.109 SP1	18	74 VAN SIKKELERUS J. Honda 1'32.306 SP1
7	22 LAHTI E. Suzuki 1'32.565 SP1	20	6 PEROLARI C. Yamaha 1'32.800 SP1	21	61 VICKERS R. Honda 1'32.880 SP1
8	15 COPPOLA A. Yamaha 1'32.973 SP1	23	10 CALERO N. Kawasaki 1'33.047 SP1	24	77 TESSELS W. Kawasaki 1'33.101 SP1
9	65 CANDUCCI M. Kawasaki 1'33.922 SP1	26	34 ITURRIOZ J. Kawasaki 1'34.200 SP1	27	35 HILL S. Triumph SP1

27/05/2018 Jury President

..... Race Director

These data/results cannot be reproduced, stored and/or transmitted in whole or in part by any manner of electronic, mechanical, photocopying, recording, broadcasting or otherwise now known or herein after developed without the previous express consent by the copyright owner, except for reproduction in daily press and regular printed publications on sale to the public within 60 days of the event related to those data/results and always provided that copyright symbol appears together as follows below.

© DORNA WSBK ORGANIZATION Srl 2018

