

## PROSECCO DOC UK Round, Donington Park 25-27 May 2018

### World Supersport 300 - Free Practices Combined Results

Donington Park 4.023 m

No.	Rider	Nat	Team	Bike	FP1	FP2	Time	Gap	Rel.	Avg Laps
1	<b>95 S. DEROUE</b>	NED	Motoport Kawasaki	Kawasaki Ninja 400	1'57.561	<b>1'44.606</b>	<b>1'44.606</b>			138,451 22
2	<b>55 G. HENDRA PRATAMA</b>	INA	BIBLION YAMAHA MOTOXRACING	Yamaha YZF-R3		<b>1'45.123</b>	<b>1'45.123</b>	0.517	0.517	137,770 15
3	<b>20 D. LOUREIRO</b>	RSA	DS Junior Team	Kawasaki Ninja 400	1'57.243	<b>1'45.130</b>	<b>1'45.130</b>	0.524	0.007	137,761 30
4	<b>17 K. MEUFFELS</b>	NED	KTM Fortron Junior Team	KTM RC 390 R	1'57.710	<b>1'45.172</b>	<b>1'45.172</b>	0.566	0.042	137,706 30
5	<b>14 E. DE LA VEGA</b>	FRA	GP Project Team	Kawasaki Ninja 400	1'56.846	<b>1'45.174</b>	<b>1'45.174</b>	0.568	0.002	137,703 30
6	<b>21 B. SANCHEZ</b>	ESP	ETG Racing	Kawasaki Ninja 400	2'00.837	<b>1'45.193</b>	<b>1'45.193</b>	0.587	0.019	137,678 29
7	<b>25 A. VERDÓIA</b>	FRA	Samurai-YART Racing	Yamaha YZF-R3	1'57.023	<b>1'45.297</b>	<b>1'45.297</b>	0.691	0.104	137,542 30
8	<b>93 W. KHAN</b>	NED	Nutec - Benjan - Kawasaki	Kawasaki Ninja 400	1'59.287	<b>1'45.406</b>	<b>1'45.406</b>	0.800	0.109	137,400 23
9	<b>8 M. PEREZ</b>	ESP	Kawasaki ParkinGO Team	Kawasaki Ninja 400	1'59.380	<b>1'45.494</b>	<b>1'45.494</b>	0.888	0.088	137,286 22
10	<b>41 J. JÄHNIG</b>	GER	Freudenberg KTM Junior Team	KTM RC 390 R	2'07.041	<b>1'45.615</b>	<b>1'45.615</b>	1.009	0.121	137,128 17
11	<b>81 M. GONZALEZ</b>	ESP	Pertamina Almeria BCD Junior Team by MS	Yamaha YZF-R3	1'59.463	<b>1'45.870</b>	<b>1'45.870</b>	1.264	0.255	136,798 30
12	<b>2 A. CARRASCO</b>	ESP	DS Junior Team	Kawasaki Ninja 400	2'00.972	<b>1'45.962</b>	<b>1'45.962</b>	1.356	0.092	136,679 25
13	<b>33 D. VALLE</b>	ESP	BCD Yamaha MS Racing	Yamaha YZF-R3	1'59.439	<b>1'46.066</b>	<b>1'46.066</b>	1.460	0.104	136,545 30
14	<b>43 L. GRUNWALD</b>	GER	Freudenberg KTM WorldSSP Team	KTM RC 390 R	1'58.074	<b>1'46.190</b>	<b>1'46.190</b>	1.584	0.124	136,386 28
15	<b>96 I. PRATNA</b>	INA	TERRA E MOTO	Yamaha YZF-R3	2'03.085	<b>1'46.342</b>	<b>1'46.342</b>	1.736	0.152	136,191 26
16	<b>83 L. EPIS</b>	AUS	Motoport Kawasaki	Kawasaki Ninja 400	1'57.261	<b>1'46.415</b>	<b>1'46.415</b>	1.809	0.073	136,097 27
17	<b>97 M. KAPPLER</b>	GER	Freudenberg KTM WorldSSP Team	KTM RC 390 R	2'00.020	<b>1'46.509</b>	<b>1'46.509</b>	1.903	0.094	135,977 29
18	<b>15 G. VAN STRAALLEN</b>	NED	KTM Fortron Racing Team	KTM RC 390 R	2'02.143	<b>1'46.585</b>	<b>1'46.585</b>	1.979	0.076	135,880 16
19	<b>28 D. KOOPMAN</b>	NED	GRT Yamaha WorldSSP300 Team	Yamaha YZF-R3	2'00.254	<b>1'46.627</b>	<b>1'46.627</b>	2.021	0.042	135,827 23
20	<b>69 M. HERRERA</b>	ESP	BCD Yamaha MS Racing	Yamaha YZF-R3	2'05.847	<b>1'46.670</b>	<b>1'46.670</b>	2.064	0.043	135,772 29
21	<b>27 F. ROVELLI</b>	ITA	Kawasaki ParkinGO Team	Kawasaki Ninja 400	1'57.434	<b>1'46.682</b>	<b>1'46.682</b>	2.076	0.012	135,757 24
22	<b>84 J. OVERBEEKE</b>	NED	Team Trasimeno	Yamaha YZF-R3	2'02.098	<b>1'46.754</b>	<b>1'46.754</b>	2.148	0.072	135,665 20
23	<b>19 L. BERNARDI</b>	ITA	Team Trasimeno	Yamaha YZF-R3	2'02.485	<b>1'46.950</b>	<b>1'46.950</b>	2.344	0.196	135,417 29
24	<b>13 D. IOZZO</b>	RSA	Racedays	Honda CBR500R	1'57.558	<b>1'46.978</b>	<b>1'46.978</b>	2.372	0.028	135,381 30
25	<b>35 E. BEST</b>	GBR	Symcirus Motorsport	Kawasaki Ninja 400	1'58.993	<b>1'47.219</b>	<b>1'47.219</b>	2.613	0.241	135,077 28
26	<b>99 P. GRASSIA</b>	ITA	BIBLION YAMAHA MOTOXRACING	Yamaha YZF-R3	1'58.832	<b>1'47.406</b>	<b>1'47.406</b>	2.800	0.187	134,842 27
27	<b>78 J. FORAY</b>	FRA	ETG Racing	Kawasaki Ninja 400	2'04.188	<b>1'47.471</b>	<b>1'47.471</b>	2.865	0.065	134,760 28
28	<b>54 F. FULIGNI</b>	ITA	GRT Yamaha WorldSSP300 Team	Yamaha YZF-R3	1'58.113	<b>1'47.479</b>	<b>1'47.479</b>	2.873	0.008	134,750 30
29	<b>64 H. DE CANCELLIS</b>	FRA	Team Toth - Yart	Yamaha YZF-R3	2'03.786	<b>1'47.482</b>	<b>1'47.482</b>	2.876	0.003	134,746 20
30	<b>18 A. MURLEY</b>	GBR	Team Toth - Yart	Yamaha YZF-R3	2'00.013	<b>1'47.738</b>	<b>1'47.738</b>	3.132	0.256	134,426 27
31	<b>12 A. RUSMIPUTRO</b>	INA	Pertamina Almeria BCD by MS Racing	Yamaha YZF-R3	2'01.659	<b>1'47.831</b>	<b>1'47.831</b>	3.225	0.093	134,310 24
32	<b>71 T. EDWARDS</b>	AUS	Nutec - Benjan - Kawasaki	Kawasaki Ninja 400	1'58.437	<b>1'48.163</b>	<b>1'48.163</b>	3.557	0.332	133,898 23
33	<b>44 S. LOCHOFF</b>	RSA	Samurai-YART Racing	Yamaha YZF-R3	2'00.919	<b>1'48.959</b>	<b>1'48.959</b>	4.353	0.796	132,920 28
34	<b>58 T. FINOCCHIARO</b>	GBR	Scuderia Maranga Racing	Honda CBR500R	1'58.401	<b>1'49.570</b>	<b>1'49.570</b>	4.964	0.611	132,179 30
35	<b>77 K. VERWEY</b>	GBR	Team XG Racing	Kawasaki Ninja 400	2'02.843	<b>1'50.047</b>	<b>1'50.047</b>	5.441	0.477	131,606 26
36	<b>79 T. ALONSO</b>	POR	Samurai-YART Racing	Yamaha YZF-R3	2'12.036	<b>1'50.171</b>	<b>1'50.171</b>	5.565	0.124	131,457 16
37	<b>5 R. VOS</b>	NED	KTM Fortron Racing Team	KTM RC 390 R	2'09.954	<b>1'50.535</b>	<b>1'50.535</b>	5.929	0.364	131,025 10
38	<b>7 N. SETTIMO</b>	ITA	Scuderia Maranga Racing	Honda CBR500R	1'58.938	<b>1'57.787</b>	<b>1'57.787</b>	13.181	7.252	122,958 21
39	<b>76 L. VERWEY</b>	GBR	Team XG Racing	Kawasaki Ninja 400	<b>2'01.839</b>		<b>2'01.839</b>	17.233	4.052	118,868 7

25/05/2018

These data/results cannot be reproduced, stored and/or transmitted in whole or in part by any manner of electronic, mechanical, photocopying, recording, broadcasting or otherwise now known or herein after developed without the previous express consent by the copyright owner, except for reproduction in daily press and regular printed publications on sale to the public within 60 days of the event related to those data/results and always provided that copyright symbol appears together as follows below.

© DORNA WSBK ORGANIZATION Srl 2018



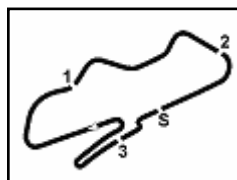
Official Fuel Supplier



Official Tyre Supplier



Official Timekeeper



## PROSECCO DOC UK Round, Donington Park 25-27 May 2018

### World Supersport 300 - Results Free Practice 2nd Session

No.	Rider	Nat	Team	Bike	Time	Gap	Rel.	Laps	Speed	
									Avg	Max
1	95 S. DEROUE	NED	Motoport Kawasaki	Kawasaki Ninja 400	<b>1'44.606</b>			13	138,451	<b>183,2</b>
2	55 G. HENDRA PRATAMA	INA	BIBLION YAMAHA MOTOXRACING	Yamaha YZF-R3	<b>1'45.123</b>	0.517	0.517	15	137,770	<b>182,3</b>
3	20 D. LOUREIRO	RSA	DS Junior Team	Kawasaki Ninja 400	<b>1'45.130</b>	0.524	0.007	16	137,761	<b>187,7</b>
4	17 K. MEUFFELS	NED	KTM Fortron Junior Team	KTM RC 390 R	<b>1'45.172</b>	0.566	0.042	16	137,706	<b>182,6</b>
5	14 E. DE LA VEGA	FRA	GP Project Team	Kawasaki Ninja 400	<b>1'45.174</b>	0.568	0.002	16	137,703	<b>187,7</b>
6	21 B. SANCHEZ	ESP	ETG Racing	Kawasaki Ninja 400	<b>1'45.193</b>	0.587	0.019	16	137,678	<b>190,3</b>
7	25 A. VERDOÍA	FRA	Samurai-YART Racing	Yamaha YZF-R3	<b>1'45.297</b>	0.691	0.104	16	137,542	<b>187,7</b>
8	93 W. KHAN	NED	Nutec - Benjan - Kawasaki	Kawasaki Ninja 400	<b>1'45.406</b>	0.800	0.109	16	137,400	<b>180,7</b>
9	8 M. PEREZ	ESP	Kawasaki ParkinGO Team	Kawasaki Ninja 400	<b>1'45.494</b>	0.888	0.088	14	137,286	<b>187,7</b>
10	41 J. JÄHNIG	GER	Freudenberg KTM Junior Team	KTM RC 390 R	<b>1'45.615</b>	1.009	0.121	14	137,128	<b>189,7</b>
11	81 M. GONZALEZ	ESP	Pertamina Almeria BCD Junior Team by MS	Yamaha YZF-R3	<b>1'45.870</b>	1.264	0.255	16	136,798	<b>182,6</b>
12	2 A. CARRASCO	ESP	DS Junior Team	Kawasaki Ninja 400	<b>1'45.962</b>	1.356	0.092	12	136,679	<b>185,1</b>
13	33 D. VALLE	ESP	BCD Yamaha MS Racing	Yamaha YZF-R3	<b>1'46.066</b>	1.460	0.104	16	136,545	<b>186,0</b>
14	43 L. GRUNWALD	GER	Freudenberg KTM WorldSSP Team	KTM RC 390 R	<b>1'46.190</b>	1.584	0.124	14	136,386	<b>186,7</b>
15	96 I. PRATNA	INA	TERRA E MOTO	Yamaha YZF-R3	<b>1'46.342</b>	1.736	0.152	15	136,191	<b>185,4</b>
16	83 L. EPIS	AUS	Motoport Kawasaki	Kawasaki Ninja 400	<b>1'46.415</b>	1.809	0.073	14	136,097	<b>184,1</b>
17	97 M. KAPPLER	GER	Freudenberg KTM WorldSSP Team	KTM RC 390 R	<b>1'46.509</b>	1.903	0.094	16	135,977	<b>183,8</b>
18	15 G. VAN STRAALEN	NED	KTM Fortron Racing Team	KTM RC 390 R	<b>1'46.585</b>	1.979	0.076	13	135,880	<b>178,3</b>
19	28 D. KOOPMAN	NED	GRT Yamaha WorldSSP300 Team	Yamaha YZF-R3	<b>1'46.627</b>	2.021	0.042	15	135,827	<b>180,4</b>
20	69 M. HERRERA	ESP	BCD Yamaha MS Racing	Yamaha YZF-R3	<b>1'46.670</b>	2.064	0.043	16	135,772	<b>183,2</b>
21	27 F. ROVELLI	ITA	Kawasaki ParkinGO Team	Kawasaki Ninja 400	<b>1'46.682</b>	2.076	0.012	14	135,757	<b>181,0</b>
22	84 J. OVERBEEKE	NED	Team Trasimeno	Yamaha YZF-R3	<b>1'46.754</b>	2.148	0.072	15	135,665	<b>178,9</b>
23	19 L. BERNARDI	ITA	Team Trasimeno	Yamaha YZF-R3	<b>1'46.950</b>	2.344	0.196	15	135,417	<b>181,9</b>
24	13 D. IOZZO	RSA	Racedays	Honda CBR500R	<b>1'46.978</b>	2.372	0.028	16	135,381	<b>183,8</b>
25	35 E. BEST	GBR	Symcirrus Motorsport	Kawasaki Ninja 400	<b>1'47.219</b>	2.613	0.241	14	135,077	<b>183,8</b>
26	99 P. GRASSIA	ITA	BIBLION YAMAHA MOTOXRACING	Yamaha YZF-R3	<b>1'47.406</b>	2.800	0.187	14	134,842	<b>180,1</b>
27	78 J. FORAY	FRA	ETG Racing	Kawasaki Ninja 400	<b>1'47.471</b>	2.865	0.065	15	134,760	<b>186,0</b>
28	54 F. FULIGNI	ITA	GRT Yamaha WorldSSP300 Team	Yamaha YZF-R3	<b>1'47.479</b>	2.873	0.008	16	134,750	<b>179,2</b>
29	64 H. DE CANCELLIS	FRA	Team Toth - Yart	Yamaha YZF-R3	<b>1'47.482</b>	2.876	0.003	15	134,746	<b>180,1</b>
30	18 A. MURLEY	GBR	Team Toth - Yart	Yamaha YZF-R3	<b>1'47.738</b>	3.132	0.256	15	134,426	<b>181,3</b>
31	12 A. RUSMIPUTRO	INA	Pertamina Almeria BCD by MS Racing	Yamaha YZF-R3	<b>1'47.831</b>	3.225	0.093	16	134,310	<b>181,0</b>
32	71 T. EDWARDS	AUS	Nutec - Benjan - Kawasaki	Kawasaki Ninja 400	<b>1'48.163</b>	3.557	0.332	9	133,898	<b>182,9</b>
33	44 S. LOCHOFF	RSA	Samurai-YART Racing	Yamaha YZF-R3	<b>1'48.959</b>	4.353	0.796	15	132,920	<b>185,4</b>
34	58 T. FINOCCHIARO	GBR	Scuderia Maranga Racing	Honda CBR500R	<b>1'49.570</b>	4.964	0.611	16	132,179	<b>180,4</b>
35	77 K. VERWEY	GBR	Team XG Racing	Kawasaki Ninja 400	<b>1'50.047</b>	5.441	0.477	14	131,606	<b>179,5</b>
36	79 T. ALONSO	POR	Samurai-YART Racing	Yamaha YZF-R3	<b>1'50.171</b>	5.565	0.124	15	131,457	<b>176,9</b>
37	5 R. VOS	NED	KTM Fortron Racing Team	KTM RC 390 R	<b>1'50.535</b>	5.929	0.364	6	131,025	<b>182,3</b>
----- Out 107% in this Session -----										
38	7 N. SETTIMO	ITA	Scuderia Maranga Racing	Honda CBR500R	<b>1'57.787</b>	13.181	7.252	7	122,958	<b>171,0</b>
39	76 L. VERWEY	GBR	Team XG Racing	Kawasaki Ninja 400				0		

Qualifying Lap Time (107% of 1'44.606): 1'51.929

AIR	Humidity:	93%	Temp:	13°C
TRACK	Condition:	Dry	Temp:	17°C

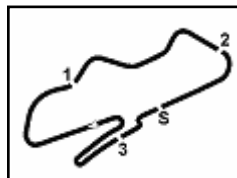
Records	Pole (SP2)	2017 A.Coppola	1'46.150	136,440 Km/h
	Race (RC)	2017 M.Perez	1'45.646	137,090 Km/h
	Circuit (FP2)	2017 A.Coppola	1'45.551	137,210 Km/h

Start 25/05/2018 17:00 End 17:32 The results are provisional until the end of the time limit for protests and appeals and the completion of the technical checks.

These data/results cannot be reproduced, stored and/or transmitted in whole or in part by any manner of electronic, mechanical, photocopying, recording, broadcasting or otherwise now known or herein after developed without the previous express consent by the copyright owner, except for reproduction in daily press and regular printed publications on sale to the public within 60 days of the event related to those data/results and always provided that copyright symbol appears together as follows below.

© DORNA WSBK ORGANIZATION Srl 2018





## PROSECCO DOC UK Round, Donington Park 25-27 May 2018

### World Supersport 300 - Results Free Practice 2nd Session

#### Session Highlights

Local Time	No. Rider	Description
17.00.00		Start
17.04.53	5 R. VOS	Crashed - Turn 7
17.06.11	15 G. VAN STRAALEN	Crashed - Turn 1
17.06.19	15 G. VAN STRAALEN	Re-joined
17.07.53	15 G. VAN STRAALEN	On the Gravel - Re-Joined - Turn 10
17.16.12	8 M. PEREZ	Technical Problem
17.21.54	97 M. KAPPLER	Current Lap Cancelled - Exceeded Track Limits - Turn 10
17.23.47	83 L. EPIS	Current Lap Cancelled - Exceeded Track Limits - Turn 10
17.27.07	28 D. KOOPMAN	Technical Problem - Turn 5
17.27.16	28 D. KOOPMAN	Re-joined
17.32.04		End Of Session

#### Fastest Laps Sequence

No.	Rider	Nat	Team	Bike	Local Time	Time	Gap	Avg
95	S. DEROUE	NED	Motoport Kawasaki	Kawasaki Ninja 400	17:03'47.139	<b>1'49.061</b>		132,795
17	K. MEUFFELS	NED	KTM Fortron Junior Team	KTM RC 390 R	17:03'47.484	<b>1'48.661</b>	-0.400	133,284
15	G. VAN STRAALEN	NED	KTM Fortron Racing Team	KTM RC 390 R	17:05'34.574	<b>1'46.870</b>	-1.791	135,518
95	S. DEROUE	NED	Motoport Kawasaki	Kawasaki Ninja 400	17:07'25.692	<b>1'46.610</b>	-0.260	135,848
17	K. MEUFFELS	NED	KTM Fortron Junior Team	KTM RC 390 R	17:09'09.516	<b>1'46.599</b>	-0.011	135,862
95	S. DEROUE	NED	Motoport Kawasaki	Kawasaki Ninja 400	17:09'11.268	<b>1'45.576</b>	-1.023	137,179
95	S. DEROUE	NED	Motoport Kawasaki	Kawasaki Ninja 400	17:10'56.463	<b>1'45.195</b>	-0.381	137,676
95	S. DEROUE	NED	Motoport Kawasaki	Kawasaki Ninja 400	17:12'41.069	<b>1'44.606</b>	-0.589	138,451

Start 17:00 End 17:32 The results are provisional until the end of the time limit for protests and appeals and the completion of the technical checks.

These data/results cannot be reproduced, stored and/or transmitted in whole or in part by any manner of electronic, mechanical, photocopying, recording, broadcasting or otherwise now known or herein after developed without the previous express consent by the copyright owner, except for reproduction in daily press and regular printed publications on sale to the public within 60 days of the event related to those data/results and always provided that copyright symbol appears together as follows below.

© DORNA WSBK ORGANIZATION Srl 2018



Official Fuel Supplier

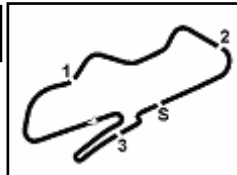


PIRELLI

Official Tyre Supplier



Official Timekeeper



## PROSECCO DOC UK Round, Donington Park 25-27 May 2018

### World Supersport 300 - Best Sectors & Speed Free Practice 2nd Session

BEST LAP			
1	95 S. DEROUE	Kawasaki Ninja 400	1'44.606
2	55 G. HENDRA PRATAMA	Yamaha YZF-R3	1'45.123
3	20 D. LOUREIRO	Kawasaki Ninja 400	1'45.130
4	17 K. MEUFFELS	KTM RC 390 R	1'45.172
5	14 E. DE LA VEGA	Kawasaki Ninja 400	1'45.174
6	21 B. SANCHEZ	Yamaha YZF-R3	1'45.193
7	25 A. VERDOIA	Yamaha YZF-R3	1'45.297
8	93 W. KHAN	Kawasaki Ninja 400	1'45.406
9	8 M. PEREZ	Kawasaki Ninja 400	1'45.494
10	41 J. JÄHNIG	KTM RC 390 R	1'45.615
11	81 M. GONZALEZ	Yamaha YZF-R3	1'45.870
12	2 A. CARRASCO	Kawasaki Ninja 400	1'45.962
13	33 D. VALLE	Yamaha YZF-R3	1'46.066
14	43 L. GRUNWALD	KTM RC 390 R	1'46.190
15	96 I. PRATNA	Yamaha YZF-R3	1'46.342
16	83 L. EPIS	Kawasaki Ninja 400	1'46.415
17	97 M. KAPPLER	KTM RC 390 R	1'46.509
18	15 G. VAN STRAALEN	KTM RC 390 R	1'46.585
19	28 D. KOOPMAN	Yamaha YZF-R3	1'46.627
20	69 M. HERRERA	Yamaha YZF-R3	1'46.670
21	27 F. ROVELLI	Kawasaki Ninja 400	1'46.682
22	84 J. OVERBEEKE	Yamaha YZF-R3	1'46.754
23	19 L. BERNARDI	Yamaha YZF-R3	1'46.950
24	13 D. IOZZO	Honda CBR500R	1'46.978
25	35 E. BEST	Kawasaki Ninja 400	1'47.219
26	99 P. GRASSIA	Yamaha YZF-R3	1'47.406
27	78 J. FORAY	Kawasaki Ninja 400	1'47.471
28	54 F. FULIGNI	Yamaha YZF-R3	1'47.479
29	64 H. DE CANCELLIS	Yamaha YZF-R3	1'47.482
30	18 A. MURLEY	Yamaha YZF-R3	1'47.738
31	12 A. RUSMIPUTRO	Yamaha YZF-R3	1'47.831
32	71 T. EDWARDS	Kawasaki Ninja 400	1'48.163
33	44 S. LOCHOFF	Yamaha YZF-R3	1'48.959
34	58 T. FINOCCHIARO	Honda CBR500R	1'49.570
35	77 K. VERWEY	Kawasaki Ninja 400	1'50.047
36	79 T. ALONSO	Yamaha YZF-R3	1'50.171
37	5 R. VOS	KTM RC 390 R	1'50.535
38	7 N. SETTIMO	Honda CBR500R	1'57.787
39	76 L. VERWEY	Kawasaki Ninja 400	

SPEED			
1	21 B. SANCHEZ	Kawasaki Ninja 400	190,3
2	41 J. JÄHNIG	KTM RC 390 R	189,7
3	8 M. PEREZ	Kawasaki Ninja 400	187,7
4	20 D. LOUREIRO	Kawasaki Ninja 400	187,7
5	14 E. DE LA VEGA	Kawasaki Ninja 400	187,7
6	25 A. VERDOIA	Yamaha YZF-R3	187,7
7	43 L. GRUNWALD	KTM RC 390 R	186,7
8	33 D. VALLE	Yamaha YZF-R3	186,0
9	78 J. FORAY	Kawasaki Ninja 400	186,0
10	44 S. LOCHOFF	Yamaha YZF-R3	185,4
11	96 I. PRATNA	Yamaha YZF-R3	185,4
12	2 A. CARRASCO	Kawasaki Ninja 400	185,1
13	83 L. EPIS	Kawasaki Ninja 400	184,1
14	35 E. BEST	Kawasaki Ninja 400	183,8
15	13 D. IOZZO	Honda CBR500R	183,8
16	97 M. KAPPLER	KTM RC 390 R	183,8
17	95 S. DEROUE	Kawasaki Ninja 400	183,2
18	69 M. HERRERA	Yamaha YZF-R3	183,2
19	71 T. EDWARDS	Kawasaki Ninja 400	182,9
20	17 K. MEUFFELS	KTM RC 390 R	182,6
21	81 M. GONZALEZ	Yamaha YZF-R3	182,6
22	5 R. VOS	KTM RC 390 R	182,3
23	55 G. HENDRA PRATAMA	Yamaha YZF-R3	182,3
24	19 L. BERNARDI	Yamaha YZF-R3	181,9
25	18 A. MURLEY	Yamaha YZF-R3	181,3
26	12 A. RUSMIPUTRO	Yamaha YZF-R3	181,0
27	27 F. ROVELLI	Kawasaki Ninja 400	181,0
28	93 W. KHAN	Kawasaki Ninja 400	180,7
29	58 T. FINOCCHIARO	Honda CBR500R	180,4
30	28 D. KOOPMAN	Yamaha YZF-R3	180,4
31	64 H. DE CANCELLIS	Yamaha YZF-R3	180,1
32	99 P. GRASSIA	Yamaha YZF-R3	180,1
33	77 K. VERWEY	Kawasaki Ninja 400	179,5
34	54 F. FULIGNI	Yamaha YZF-R3	179,2
35	84 J. OVERBEEKE	Yamaha YZF-R3	178,9
36	15 G. VAN STRAALEN	KTM RC 390 R	178,3
37	79 T. ALONSO	Yamaha YZF-R3	176,9
38	7 N. SETTIMO	Honda CBR500R	171,0

SEG. 1			SEG. 2			SEG. 3			SEG. 4		
1	95 S. DEROUE	22.925	1	95 S. DEROUE	27.400	1	95 S. DEROUE	26.363	1	55 G. HENDRA PRATAMA	26.917
2	21 B. SANCHEZ	22.935	2	21 B. SANCHEZ	27.818	2	41 J. JÄHNIG	26.388	2	20 D. LOUREIRO	26.985
3	20 D. LOUREIRO	22.977	3	96 I. PRATNA	27.961	3	14 E. DE LA VEGA	26.506	3	17 K. MEUFFELS	27.067
4	25 A. VERDOIA	22.988	4	25 A. VERDOIA	27.990	4	8 M. PEREZ	26.560	4	93 W. KHAN	27.173
5	96 I. PRATNA	23.005	5	55 G. HENDRA PRATAMA	27.994	5	20 D. LOUREIRO	26.589	5	14 E. DE LA VEGA	27.177
6	14 E. DE LA VEGA	23.037	6	93 W. KHAN	28.067	6	17 K. MEUFFELS	26.601	6	96 I. PRATNA	27.234
7	55 G. HENDRA PRATAMA	23.061	7	17 K. MEUFFELS	28.112	7	21 B. SANCHEZ	26.614	7	25 A. VERDOIA	27.242
8	93 W. KHAN	23.081	8	2 A. CARRASCO	28.146	8	55 G. HENDRA PRATAMA	26.633	8	33 D. VALLE	27.248
9	17 K. MEUFFELS	23.089	9	14 E. DE LA VEGA	28.192	9	33 D. VALLE	26.638	9	81 M. GONZALEZ	27.312
10	41 J. JÄHNIG	23.141	10	20 D. LOUREIRO	28.201	10	81 M. GONZALEZ	26.722	10	95 S. DEROUE	27.358
11	33 D. VALLE	23.150	11	8 M. PEREZ	28.207	11	43 L. GRUNWALD	26.726	11	12 A. RUSMIPUTRO	27.370
12	83 L. EPIS	23.175	12	69 M. HERRERA	28.258	12	25 A. VERDOIA	26.823	12	27 F. ROVELLI	27.379
13	8 M. PEREZ	23.185	13	83 L. EPIS	28.269	13	2 A. CARRASCO	26.858	13	69 M. HERRERA	27.384
14	27 F. ROVELLI	23.190	14	28 D. KOOPMAN	28.312	14	93 W. KHAN	26.914	14	8 M. PEREZ	27.414
15	97 M. KAPPLER	23.203	15	15 G. VAN STRAALEN	28.342	15	97 M. KAPPLER	26.930	15	43 L. GRUNWALD	27.417
16	81 M. GONZALEZ	23.241	16	81 M. GONZALEZ	28.343	16	15 G. VAN STRAALEN	26.953	16	84 J. OVERBEEKE	27.474
17	43 L. GRUNWALD	23.258	17	41 J. JÄHNIG	28.353	17	18 A. MURLEY	26.958	17	21 B. SANCHEZ	27.483
18	2 A. CARRASCO	23.290	18	84 J. OVERBEEKE	28.371	18	35 E. BEST	26.966	18	28 D. KOOPMAN	27.500
19	35 E. BEST	23.371	19	13 D. IOZZO	28.388	19	27 F. ROVELLI	26.985	19	2 A. CARRASCO	27.547
20	69 M. HERRERA	23.373	20	43 L. GRUNWALD	28.392	20	99 P. GRASSIA	26.986	20	15 G. VAN STRAALEN	27.579
21	13 D. IOZZO	23.400	21	99 P. GRASSIA	28.393	21	83 L. EPIS	27.009	21	99 P. GRASSIA	27.586
22	15 G. VAN STRAALEN	23.443	22	33 D. VALLE	28.457	22	28 D. KOOPMAN	27.019	22	97 M. KAPPLER	27.610
23	84 J. OVERBEEKE	23.502	23	19 L. BERNARDI	28.488	23	19 L. BERNARDI	27.045	23	41 J. JÄHNIG	27.613
24	19 L. BERNARDI	23.508	24	97 M. KAPPLER	28.493	24	84 J. OVERBEEKE	27.046	24	19 L. BERNARDI	27.681
25	71 T. EDWARDS	23.522	25	54 F. FULIGNI	28.503	25	71 T. EDWARDS	27.138	25	13 D. IOZZO	27.693
26	78 J. FORAY	23.553	26	78 J. FORAY	28.576	26	54 F. FULIGNI	27.138	26	83 L. EPIS	27.714
27	99 P. GRASSIA	23.604	27	64 H. DE CANCELLIS	28.647	27	96 I. PRATNA	27.153	27	35 E. BEST	27.749
28	28 D. KOOPMAN	23.617	28	27 F. ROVELLI	28.740	28	64 H. DE CANCELLIS	27.192	28	71 T. EDWARDS	27.805
29	54 F. FULIGNI	23.634	29	12 A. RUSMIPUTRO	28.841	29	78 J. FORAY	27.196	29	78 J. FORAY	27.818
30	12 A. RUSMIPUTRO	23.638	30	18 A. MURLEY	28.884	30	13 D. IOZZO	27.225	30	64 H. DE CANCELLIS	27.828
31	44 S. LOCHOFF	23.665	31	35 E. BEST	29.002	31	69 M. HERRERA	27.237	31	54 F. FULIGNI	27.842
32	18 A. MURLEY	23.708	32	71 T. EDWARDS	29.134	32	58 T. FINOCCHIARO	27.354	32	44 S. LOCHOFF	27.917
33	64 H. DE CANCELLIS	23.765	33	44 S. LOCHOFF	29.216	33	12 A. RUSMIPUTRO	27.407	33	18 A. MURLEY	27.977
34	58 T. FINOCCHIARO	23.856	34	58 T. FINOCCHIARO	29.285	34	44 S. LOCHOFF	27.597	34	5 R. VOS	28.258
35	79 T. ALONSO	24.032	35	77 K. VERWEY	29.484	35	77 K. VERWEY	27.719	35	79 T. ALONSO	28.407
36	5 R. VOS	24.071	36	79 T. ALONSO	29.580	36	79 T. ALONSO	27.833	36	77 K. VERWEY	28.442
37	77 K. VERWEY	24.085	37	5 R. VOS	29.856	37	5 R. VOS	28.057	37	58 T. FINOCCHIARO	28.684
38	7 N. SETTIMO	25.432	38	7 N. SETTIMO	31.498	38	7 N. SETTIMO	29.577	38	7 N. SETTIMO	30.631

25/05/2018

These data/results cannot be reproduced, stored and/or transmitted in whole or in part by any manner of electronic, mechanical, photocopying, recording, broadcasting or otherwise now known or herein after developed without the previous express consent by the copyright owner, except for reproduction in daily press and regular printed publications on sale to the public within 60 days of the event related to those data/results and always provided that copyright symbol appears together as follows below.

© DORNA WSBK ORGANIZATION Srl 2018



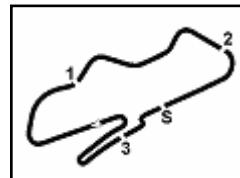
Official Fuel Supplier



Official Tyre Supplier



Official Timekeeper



## PROSECCO DOC UK Round, Donington Park 25-27 May 2018

### World Supersport 300 - Ideal Times Free Practice 2nd Session

Donington Park 4.023 m

1 / 2

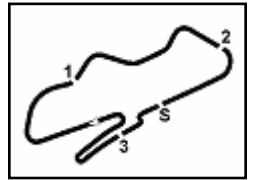
No.	Rider	Nat	Bike	Seg. 1 Diff. 1	Seg. 2 Diff. 2	Seg. 3 Diff. 3	Seg. 4 Diff. 4	Ideal Time		
								Best Lap	Pos.	Diff.
1	95 S. DEROUE	NED	Kawasaki Ninja 400	22.925 0.138	27.400 0.183	26.363 0.063	27.358 0.176	1'44.046	2	0.560
2	55 G. HENDRA PRATAMA	INA	Yamaha YZF-R3	23.061 0.121	27.994 0.098	26.633 0.299	26.917	1'44.605 1'45.123	3	0.518
3	20 D. LOUREIRO	RSA	Kawasaki Ninja 400	22.977	28.201 0.014	26.589 0.249	26.985 0.115	1'44.752 1'45.130	4	0.378
4	21 B. SANCHEZ	ESP	Kawasaki Ninja 400	22.935 0.184	27.818	26.614 0.159	27.483	1'44.850 1'45.193	7	0.343
5	17 K. MEUFFELS	NED	KTM RC 390 R	23.089	28.112 0.303	26.601	27.067	1'44.869 1'45.172	5	0.303
6	14 E. DE LA VEGA	FRA	Kawasaki Ninja 400	23.037	28.192 0.027	26.506 0.183	27.177 0.052	1'44.912 1'45.174	6	0.262
7	25 A. VERDOIA	FRA	Yamaha YZF-R3	22.998 0.244	27.990	26.823	27.242	1'45.053 1'45.297	8	0.244
8	93 W. KHAN	NED	Kawasaki Ninja 400	23.081 0.067	28.067	26.914 0.010	27.173 0.094	1'45.235 1'45.406	9	0.171
9	96 I. PRATNA	INA	Yamaha YZF-R3	23.005	27.961 0.369	27.153 0.176	27.234 0.444	1'45.353 1'46.342	16	0.989
10	8 M. PEREZ	ESP	Kawasaki Ninja 400	23.185 0.059	28.207 0.069	26.560	27.414	1'45.366 1'45.494	10	0.128
11	33 D. VALLE	ESP	Yamaha YZF-R3	23.150 0.165	28.457 0.160	26.638	27.248 0.248	1'45.493 1'46.066	14	0.573
12	41 J. JÄHNIG	GER	KTM RC 390 R	23.141 0.120	28.353	26.388	27.613	1'45.495 1'45.615	11	0.120
13	81 M. GONZALEZ	ESP	Yamaha YZF-R3	23.241 0.099	28.343	26.722 0.153	27.312	1'45.618 1'45.870	12	0.252
14	43 L. GRUNWALD	GER	KTM RC 390 R	23.258	28.392 0.162	26.726 0.235	27.417	1'45.793 1'46.190	15	0.397
15	2 A. CARRASCO	ESP	Kawasaki Ninja 400	23.290 0.015	28.146	26.858	27.547 0.106	1'45.841 1'45.962	13	0.121
16	83 L. EPIS	AUS	Kawasaki Ninja 400	23.175	28.269	27.009 0.173	27.714 0.075	1'46.167 1'46.415	17	0.248
17	97 M. KAPPLER	GER	KTM RC 390 R	23.203 0.171	28.493 0.037	26.930 0.005	27.610 0.060	1'46.236 1'46.509	18	0.273
18	69 M. HERRERA	ESP	Yamaha YZF-R3	23.373 0.355	28.258	27.237	27.384 0.063	1'46.252 1'46.670	21	0.418
19	27 F. ROVELLI	ITA	Kawasaki Ninja 400	23.190	28.740	26.985 0.111	27.379 0.277	1'46.294 1'46.682	22	0.388
20	15 G. VAN STRAALEN	NED	KTM RC 390 R	23.443 0.034	28.342 0.137	26.953 0.097	27.579	1'46.317 1'46.585	19	0.268
21	84 J. OVERBEEKE	NED	Yamaha YZF-R3	23.502 0.106	28.371 0.166	27.046	27.474 0.089	1'46.393 1'46.754	23	0.361
22	28 D. KOOPMAN	NED	Yamaha YZF-R3	23.617	28.312	27.019 0.179	27.500	1'46.448 1'46.627	20	0.179
23	99 P. GRASSIA	ITA	Yamaha YZF-R3	23.604 0.094	28.393 0.627	26.986 0.116	27.586	1'46.569 1'47.406	27	0.837
24	13 D. IOZZO	RSA	Honda CBR500R	23.400 0.094	28.388	27.225 0.046	27.693 0.132	1'46.706 1'46.978	25	0.272
25	19 L. BERNARDI	ITA	Yamaha YZF-R3	23.508	28.488	27.045 0.044	27.681 0.184	1'46.722 1'46.950	24	0.228
26	35 E. BEST	GBR	Kawasaki Ninja 400	23.371	29.002 0.109	26.966	27.749 0.022	1'47.088 1'47.219	26	0.131
27	54 F. FULIGNI	ITA	Yamaha YZF-R3	23.634 0.062	28.503 0.041	27.138	27.842 0.259	1'47.117 1'47.479	29	0.362
28	78 J. FORAY	FRA	Kawasaki Ninja 400	23.553	28.576 0.133	27.196 0.151	27.818 0.044	1'47.143 1'47.471	28	0.328
29	12 A. RUSMIPUTRO	INA	Yamaha YZF-R3	23.638	28.841	27.407	27.370 0.575	1'47.256 1'47.831	32	0.575
30	64 H. DE CANCELLIS	FRA	Yamaha YZF-R3	23.765 0.009	28.647	27.192	27.828 0.041	1'47.432 1'47.482	30	0.050
31	18 A. MURLEY	GBR	Yamaha YZF-R3	23.708 0.211	28.884	26.958	27.977	1'47.527 1'47.738	31	0.211
32	71 T. EDWARDS	AUS	Kawasaki Ninja 400	23.522 0.280	29.134	27.138 0.284	27.805	1'47.599 1'48.163	33	0.564
33	44 S. LOCHOFF	RSA	Yamaha YZF-R3	23.665 0.286	29.216	27.597	27.917 0.278	1'48.395 1'48.959	34	0.564

25/05/2018

These data/results cannot be reproduced, stored and/or transmitted in whole or in part by any manner of electronic, mechanical, photocopying, recording, broadcasting or otherwise now known or herein after developed without the previous express consent by the copyright owner, except for reproduction in daily press and regular printed publications on sale to the public within 60 days of the event related to those data/results and always provided that copyright symbol appears together as follows below.

© DORNA WSBK ORGANIZATION Srl 2018





## PROSECCO DOC UK Round, Donington Park 25-27 May 2018

### World Supersport 300 - Ideal Times Free Practice 2nd Session

Donington Park 4.023 m  
2 / 2

No.	Rider	Nat	Bike	Seg. 1	Seg. 2	Seg. 3	Seg. 4	Ideal Time		
				Diff. 1	Diff. 2	Diff. 3	Diff. 4	Best Lap	Pos.	Diff.
34	<b>58 T. FINOCCHIARO</b>	GBR	Honda CBR500R	23.856 0.214	29.285	27.354 0.177	28.684	<b>1'49.179</b>		
35	<b>77 K. VERWEY</b>	GBR	Kawasaki Ninja 400	24.085 0.123	29.484 0.150	27.719 0.032	28.442 0.012	<b>1'49.730</b>	35	0.391
36	<b>79 T. ALONSO</b>	POR	Yamaha YZF-R3	24.032 0.016	29.580 0.100	27.833	28.407 0.203	<b>1'49.852</b>	36	0.317
37	<b>5 R. VOS</b>	NED	KTM RC 390 R	24.071 0.293	29.856	28.057	28.258	<b>1'50.242</b>	37	0.319
38	<b>7 N. SETTIMO</b>	ITA	Honda CBR500R	25.432	31.498 0.161	29.577 0.488	30.631	<b>1'50.535</b>	38	0.293
								<b>1'57.138</b>	39	0.649
<b>Overall Ideal Time</b>				22.925	27.400	26.363	26.917	<b>1'43.605</b>		

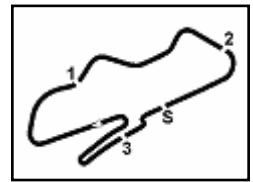
25/05/2018  
 These data/results cannot be reproduced, stored and/or transmitted in whole or in part by any manner of electronic, mechanical, photocopying, recording, broadcasting or otherwise now known or herein after developed without the previous express consent by the copyright owner, except for reproduction in daily press and regular printed publications on sale to the public within 60 days of the event related to those data/results and always provided that copyright symbol appears together as follows below.  
 © DORNA WSBK ORGANIZATION Srl 2018











## PROSECCO DOC UK Round, Donington Park 25-27 May 2018

### World Supersport 300 - Chronological Analysis Free Practice 2nd Session

Lap	Seg.1	Seg.2	Seg.3	Seg.4	Lap Time	km/h	Local Time
7	23.778	29.582	27.296	27.865	1'48.521	178,0	17:16'52.522
8	23.632	28.694	27.059	27.658	1'47.043	177,7	17:18'39.565
9	24.178	28.837	27.322	27.799	1'48.136	176,6	17:20'27.701
10	25.628	30.334	28.222	35.584	1'59.768P	174,0	17:22'27.469
11	46.677	28.900	27.672	27.796	2'11.045P	176,3	17:24'38.514
12	23.462	28.649	27.087	27.601	1'46.799	176,6	17:26'25.313
13	23.488	28.486	27.378	27.604	1'46.956	171,5	17:28'12.269
14	<b>23.258</b>	28.554	26.961	<b>27.417</b>	<b>1'46.190</b>	176,0	17:29'58.459
15	23.518	<b>28.392</b>	26.904	27.497	1'46.311	176,3	17:31'44.770
<b>18° 15 G. VAN STRAALEN (1'46.585)</b>							
Lap	Seg.1	Seg.2	Seg.3	Seg.4	Lap Time	km/h	Local Time
1		32.242	28.847	28.974		178,9	17:01'58.562
2	24.073	29.785	27.598	27.686	1'49.142	173,7	17:03'47.704
3	<b>23.443</b>	28.755	<b>26.953</b>	27.719	1'46.870	176,3	17:05'34.574
4	59.941	37.384	36.973	35.510	2'49.808P	133,4	17:08'24.382
5	2'49.961	31.973	28.488	28.148	4'18.570P	166,7	17:12'42.952
6	24.079	28.871	27.635	28.031	1'48.616	173,7	17:14'31.568
7	23.822	28.966	27.367	27.888	1'48.043	174,6	17:16'19.611
8	24.084	31.681	27.583	32.247	1'55.595P	172,6	17:18'15.206
9	1'54.619	29.342	27.113	27.908	3'18.982P	177,2	17:21'34.188
10	23.477	28.479	27.050	<b>27.579</b>	<b>1'46.585</b>	176,6	17:23'20.773
11	23.712	28.904	27.400	27.738	1'47.754	170,1	17:25'08.527
12	23.559	28.786	27.041	27.603	1'46.989	<b>178,3</b>	17:26'55.516
13	23.711	28.512	27.870	28.512	1'48.605	178,0	17:28'44.121
14	23.522	<b>28.342</b>	27.305	36.092	1'55.261P	171,2	17:30'39.382
<b>19° 28 D. KOOPMAN (1'46.627)</b>							
Lap	Seg.1	Seg.2	Seg.3	Seg.4	Lap Time	km/h	Local Time
1		32.852	29.196	29.779		179,2	17:02'00.863
2	24.702	30.967	27.880	28.896	1'52.445	176,0	17:03'53.308
3	24.240	29.316	27.325	27.776	1'48.657	176,0	17:05'41.965
4	23.876	29.005	27.335	27.975	1'48.191	179,2	17:07'30.156
5	23.714	29.096	27.449	28.520	1'48.779	180,1	17:09'18.935
6	23.827	28.436	27.451	28.375	1'48.089	<b>180,4</b>	17:11'07.024
7	23.946	28.781	27.376	27.664	1'47.767	176,0	17:12'54.791
8	24.038	28.774	27.326	27.526	1'47.664	171,8	17:14'42.455
9	23.942	28.876	27.385	27.667	1'47.870	173,4	17:16'30.325
10	24.087	28.543	27.132	27.632	1'47.394	175,7	17:18'17.719
11	23.995	28.541	<b>27.019</b>	27.678	1'47.233	174,6	17:20'04.952
12	23.971	28.954	27.276	28.030	1'48.231	171,5	17:21'53.183
13	<b>23.617</b>	<b>28.312</b>	27.198	<b>27.500</b>	<b>1'46.627</b>	176,3	17:23'39.810
14	23.694	28.411	27.183	27.577	1'46.865	174,3	17:25'26.675
15	23.842	1'22.266	28.314	27.920	2'42.342	167,2	17:28'09.017
16	23.996	28.778	30.062	28.295	1'51.131	171,2	17:30'00.148
<b>20° 69 M. HERRERA (1'46.670)</b>							
Lap	Seg.1	Seg.2	Seg.3	Seg.4	Lap Time	km/h	Local Time
1		33.803	29.986	30.065		172,3	17:02'07.986
2	24.914	30.280	28.407	28.790	1'52.391	179,8	17:04'00.377
3	23.906	29.410	28.464	28.393	1'50.173	178,3	17:05'50.550
4	24.341	30.035	28.001	28.610	1'50.987	178,0	17:07'41.537
5	23.996	29.079	27.680	28.055	1'48.810	<b>183,2</b>	17:09'30.347
6	23.899	28.896	27.785	27.733	1'48.313	174,6	17:11'18.660
7	23.681	29.085	27.604	27.768	1'48.138	173,4	17:13'06.798
8	23.814	29.185	27.383	27.780	1'48.162	175,1	17:14'54.960
9	23.522	28.403	27.523	27.820	1'47.268	180,1	17:16'42.228
10	23.478	28.776	27.543	27.684	1'47.481	178,3	17:18'29.709
11	23.728	<b>28.258</b>	<b>27.237</b>	27.447	<b>1'46.670</b>	178,9	17:20'16.379
12	23.530	28.771	27.716	27.486	1'47.503	172,9	17:22'03.882
13	<b>23.373</b>	28.693	27.441	<b>27.384</b>	1'46.891	174,0	17:23'50.773
14	23.485	28.470	27.483	27.473	1'46.911	175,7	17:25'37.684
15	23.390	28.860	27.379	27.622	1'47.251	173,4	17:27'24.935
16	23.606	28.539	27.689	27.937	1'47.771	174,6	17:29'12.706
17	23.599	28.789	27.684	28.446	1'48.518	179,2	17:31'01.224
<b>21° 27 F. ROVELLI (1'46.682)</b>							
Lap	Seg.1	Seg.2	Seg.3	Seg.4	Lap Time	km/h	Local Time
1		32.542	30.192	28.829		177,4	17:01'59.056
2	24.242	29.935	28.021	28.239	1'50.437	178,6	17:03'49.493
3	23.863	29.491	27.264	29.380	1'49.998	179,8	17:05'39.491

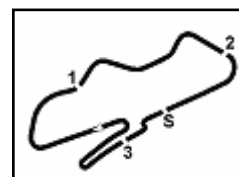
25/05/2018 P = Pits In/Out - C = Lap Time Cancelled

These data/results cannot be reproduced, stored and/or transmitted in whole or in part by any manner of electronic, mechanical, photocopying, recording, broadcasting or otherwise now known or herein after developed without the previous express consent by the copyright owner, except for reproduction in daily press and regular printed publications on sale to the public within 60 days of the event related to those data/results and always provided that copyright symbol appears together as follows below.

© DORNA WSBK ORGANIZATION Srl 2018







## PROSECCO DOC UK Round, Donington Park 25-27 May 2018 World Supersport 300 - Chronological Analysis Free Practice 2nd Session

Donington Park 4.023 m

5 / 6

1		32.201	29.085	29.130		171,0	17:01'58.347	7	<b>23.638</b>	<b>28.841</b>	<b>27.407</b>	27.945	<b>1'47.831</b>	180,7	17:13'16.526
2	24.474	29.758	27.885	28.078	1'50.195	177,2	17:03'48.542	8	24.193	29.560	27.688	27.633	1'49.074	173,4	17:15'05.600
3	24.303	29.155	27.810	28.370	1'49.638	176,9	17:05'38.180	9	23.789	28.858	27.537	27.957	1'48.141	176,6	17:16'53.741
4	24.156	30.194	27.932	28.071	1'50.353	174,3	17:07'28.533	10	23.832	29.257	27.491	29.243	1'49.823	177,7	17:18'43.564
5	23.759	29.106	27.283	27.940	1'48.088	174,8	17:09'16.621	11	23.788	29.249	28.480	27.903	1'49.420	139,8	17:20'32.984
6	23.935	29.224	28.912	28.577	1'50.648	166,5	17:11'07.269	12	23.989	29.839	27.946	27.557	1'49.331	175,4	17:22'22.315
7	23.881	28.977	27.612	28.051	1'48.521	<b>179,2</b>	17:12'55.790	13	25.250	32.224	28.194	<b>27.370</b>	1'53.038	174,8	17:24'15.353
8	24.087	28.994	28.015	30.068	1'51.164	173,7	17:14'46.954	14	23.891	29.529	27.489	27.401	1'48.310	178,3	17:26'03.663
9	23.996	<b>28.503</b>	27.779	28.438	1'48.716	176,9	17:16'35.670	15	23.671	28.856	27.961	27.615	1'48.103	171,0	17:27'51.766
10	23.696	28.544	<b>27.138</b>	28.101	<b>1'47.479</b>	176,6	17:18'23.149	16	25.239	30.608	28.633	31.503	1'55.983	166,5	17:29'47.749
11	23.848	28.846	27.425	<b>27.842</b>	<b>1'47.961</b>	178,6	17:20'11.110	17	25.142	31.476	28.079	34.750	1'59.447P	175,1	17:31'47.196
12	<b>23.634</b>	28.912	27.524	28.189	1'48.259	175,4	17:21'59.369								
13	24.092	29.277	27.951	28.237	1'49.557	175,4	17:23'48.926								
14	23.739	28.662	28.219	28.520	1'49.140	170,1	17:25'38.066								
15	23.752	28.860	27.540	28.057	1'48.209	170,1	17:27'26.275								
16	23.979	28.999	27.712	28.087	1'48.777	171,0	17:29'15.052								
17	24.060	29.409	28.972	28.777	1'51.218	167,0	17:31'06.270								

### 32° 71 T. EDWARDS (1'48.163)

Lap	Seg.1	Seg.2	Seg.3	Seg.4	Lap Time	km/h	Local Time
1		33.818	30.093	30.278	173,4	17:02'05.863	
2	24.923	30.663	27.988	28.790	1'52.364	<b>182,9</b>	17:03'58.227
3	23.955	29.671	27.891	28.522	1'50.039	179,2	17:05'48.266
4	24.292	29.768	27.886	28.397	1'50.343	178,6	17:07'38.609
5	24.020	29.298	27.622	28.000	1'48.940	180,1	17:09'27.549
6	24.012	29.190	<b>27.138</b>	27.835	1'48.175	<b>182,9</b>	17:11'15.724
7	23.705	29.347	28.340	28.216	1'49.608	178,9	17:13'05.332
8	23.802	<b>29.134</b>	27.422	<b>27.805</b>	<b>1'48.163</b>	179,2	17:14'53.495
9	<b>23.522</b>	29.447	27.697	28.312	1'48.978	176,6	17:16'42.473
10	26.661	33.802	31.469	43.921	2'15.853P	154,3	17:18'58.326

### 33° 44 S. LOCHOFF (1'48.959)

Lap	Seg.1	Seg.2	Seg.3	Seg.4	Lap Time	km/h	Local Time
1		32.081	29.242	29.771	182,6	17:02'01.389	
2	24.470	31.081	28.555	28.525	1'52.631	<b>185,4</b>	17:03'54.020
3	23.968	29.505	28.086	27.997	1'49.556	180,1	17:05'43.576
4	24.037	29.394	27.850	28.519	1'49.800	181,0	17:07'33.376
5	23.828	29.429	27.783	28.222	1'49.262	179,8	17:09'22.638
6	<b>23.665</b>	29.442	27.900	28.551	1'49.558	177,2	17:11'12.196
7	23.919	29.918	28.114	28.579	1'50.530	179,5	17:13'02.726
8	23.796	29.488	27.747	28.414	1'49.445	178,6	17:14'52.171
9	24.327	29.385	27.720	<b>27.917</b>	1'49.349	179,2	17:16'41.520
10	24.080	29.853	27.602	28.263	1'49.798	181,0	17:18'31.318
11	23.951	<b>29.216</b>	<b>27.597</b>	28.195	<b>1'48.959</b>	177,4	17:20'20.277
12	24.066	29.548	27.968	34.245	1'55.827P	175,7	17:22'16.104
13	1'37.583	30.757	35.759	29.053	3'13.152P	173,7	17:25'29.256
14	24.443	29.811	27.777	28.541	1'50.572	176,3	17:27'19.828
15	24.137	29.986	27.959	28.231	1'50.313	178,6	17:29'10.141
16	24.025	30.311	28.154	28.398	1'50.888	173,7	17:31'01.029

### 34° 58 T. FINOCCHIARO (1'49.570)

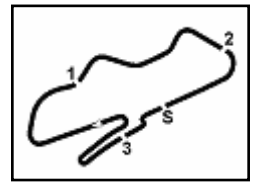
Lap	Seg.1	Seg.2	Seg.3	Seg.4	Lap Time	km/h	Local Time
1		32.632	29.127	30.760	179,5	17:02'03.433	
2	24.507	30.062	27.989	29.204	1'51.762	179,2	17:03'55.195
3	24.526	29.945	27.712	29.576	1'51.759	175,7	17:05'46.954
4	25.513	30.688	<b>27.354</b>	29.010	1'52.565	<b>180,4</b>	17:07'39.519
5	24.145	29.969	28.381	28.775	1'51.270	176,6	17:09'30.789
6	<b>23.856</b>	29.554	27.589	29.402	1'50.401	177,7	17:11'21.190
7	24.239	29.827	27.671	29.078	1'50.815	173,7	17:13'12.005
8	24.462	30.371	27.637	28.957	1'51.427	174,0	17:15'03.432
9	24.247	30.500	28.204	29.345	1'52.296	177,2	17:16'55.728
10	24.493	29.346	27.487	29.570	1'50.896	178,9	17:18'46.624
11	24.288	29.703	27.538	28.913	1'50.442	176,0	17:20'37.066
12	24.252	29.718	27.394	29.055	1'50.419	175,4	17:22'27.485
13	24.456	29.530	29.433	29.110	1'52.529	171,8	17:24'20.014
14	24.225	29.527	27.706	28.841	1'50.299	173,4	17:26'10.313
15	24.076	29.614	27.748	29.016	1'50.454	175,4	17:28'00.767
16	24.070	<b>29.285</b>	27.531	<b>28.684</b>	<b>1'49.570</b>	177,2	17:29'50.337
17	23.959	29.692	27.700	36.611	1'57.962P	175,4	17:31'48.299

25/05/2018 P = Pits In/Out - C = Lap Time Cancelled

These data/results cannot be reproduced, stored and/or transmitted in whole or in part by any manner of electronic, mechanical, photocopying, recording, broadcasting or otherwise now known or herein after developed without the previous express consent by the copyright owner, except for reproduction in daily press and regular printed publications on sale to the public within 60 days of the event related to those data/results and always provided that copyright symbol appears together as follows below.

© DORNA WSBK ORGANIZATION Srl 2018





## PROSECCO DOC UK Round, Donington Park 25-27 May 2018

### World Supersport 300 - Chronological Analysis Free Practice 2nd Session

35° 77 K. VERWEY (1'50.047)							
Lap	Seg.1	Seg.2	Seg.3	Seg.4	Lap Time	km/h	Local Time
1		36.080	30.275	31.597		171,5	17:04'22.600
2	25.586	32.123	29.176	29.887	1'56.772	174,3	17:06'19.372
3	25.341	31.090	28.694	29.801	1'54.926	175,7	17:08'14.298
4	25.099	30.854	28.811	29.813	1'54.577	174,0	17:10'08.875
5	24.844	30.961	28.600	36.899	2'01.304P	174,6	17:12'10.179
6	1'23.040	30.588	28.402	29.319	2'51.349P	174,6	17:15'01.528
7	24.690	30.731	28.248	29.444	1'53.113	176,3	17:16'54.641
8	<b>24.085</b>	30.350	27.899	28.836	1'51.170	<b>179,5</b>	17:18'45.811
9	24.158	30.141	27.916	28.727	1'50.942	176,0	17:20'36.753
10	24.484	30.153	<b>27.719</b>	28.781	1'51.137	178,3	17:22'27.890
11	24.426	29.503	28.352	28.490	1'50.771	175,1	17:24'18.661
12	24.279	29.660	28.197	28.743	1'50.879	174,8	17:26'09.540
13	24.414	29.748	27.759	<b>28.442</b>	1'50.363	175,1	17:27'59.903
14	24.208	29.634	27.751	28.454	<b>1'50.047</b>	174,8	17:29'49.950
15	24.186	<b>29.484</b>	27.847	38.205	1'59.722P	174,6	17:31'49.672

36° 79 T. ALONSO (1'50.171)							
Lap	Seg.1	Seg.2	Seg.3	Seg.4	Lap Time	km/h	Local Time
1		34.839	31.010	31.285		171,8	17:02'11.505
2	26.005	31.988	29.446	30.404	1'57.843	171,2	17:04'09.348
3	25.354	31.131	28.874	29.051	1'54.410	173,2	17:06'03.758
4	25.197	31.188	29.128	29.522	1'55.035	173,4	17:07'58.793
5	25.040	30.941	28.715	29.126	1'53.822	174,0	17:09'52.615
6	24.736	30.536	28.002	28.941	1'52.215	174,0	17:11'44.830
7	24.385	29.936	27.984	28.662	1'50.967	174,3	17:13'35.797
8	24.436	29.795	27.965	28.506	1'50.702	174,3	17:15'26.499
9	24.280	29.992	28.033	28.735	1'51.040	176,0	17:17'17.539
10	24.390	30.445	27.964	<b>28.407</b>	1'51.206	174,8	17:19'08.745
11	24.048	29.680	<b>27.833</b>	28.610	<b>1'50.171</b>	174,3	17:20'58.916
12	24.276	<b>29.580</b>	27.967	28.522	1'50.345	173,7	17:22'49.261
13	24.110	29.766	28.134	28.710	1'50.720	<b>176,9</b>	17:24'39.981
14	<b>24.032</b>	30.253	27.907	28.632	1'50.824	174,0	17:26'30.805
15	24.239	29.944	28.348	28.699	1'51.230	173,2	17:28'22.035
16	24.084	29.856	28.223	28.715	1'50.878	173,2	17:30'12.913

37° 5 R. VOS (1'50.535)							
Lap	Seg.1	Seg.2	Seg.3	Seg.4	Lap Time	km/h	Local Time
1		32.166	29.199	29.786		179,8	17:02'01.838
2	24.364	<b>29.856</b>	<b>28.057</b>	<b>28.258</b>	<b>1'50.535</b>	<b>182,3</b>	17:03'52.373
3	<b>24.071</b>	36.841	32.893	40.475	18'44.734P	161,5	17:22'37.107
4	1'03.988	32.406	30.350	30.031	2'36.775P	169,9	17:25'13.882
5	25.733	31.573	28.887	29.360	1'55.553	174,0	17:27'09.435
6	24.877	30.337	28.567	29.209	1'52.990	174,0	17:29'02.425
7	24.118	30.218	29.857	29.590	1'53.783	173,4	17:30'56.208

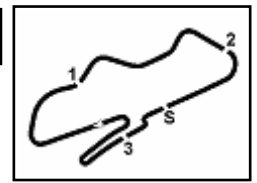
38° 7 N. SETTIMO (1'57.787)							
Lap	Seg.1	Seg.2	Seg.3	Seg.4	Lap Time	km/h	Local Time
1		33.771	31.392	32.013		166,7	17:02'08.584
2	25.751	<b>31.498</b>	<b>29.577</b>	37.388	2'04.214P	<b>171,0</b>	17:04'12.798
3	8'22.862	32.945	30.207	31.036	9'57.050P	169,6	17:14'09.848
4	25.803	31.943	30.243	30.865	1'58.854	169,6	17:16'08.702
5	26.337	32.224	30.163	36.832	2'05.556P	170,1	17:18'14.258
6	6'59.019	32.452	30.548	31.528	8'33.547P	168,3	17:26'47.805
7	25.670	31.684	30.154	31.136	1'58.644	166,7	17:28'46.449
8	<b>25.432</b>	31.659	30.065	<b>30.631</b>	<b>1'57.787</b>	165,7	17:30'44.236

25/05/2018 P = Pits In/Out - C = Lap Time Cancelled

These data/results cannot be reproduced, stored and/or transmitted in whole or in part by any manner of electronic, mechanical, photocopying, recording, broadcasting or otherwise now known or herein after developed without the previous express consent by the copyright owner, except for reproduction in daily press and regular printed publications on sale to the public within 60 days of the event related to those data/results and always provided that copyright symbol appears together as follows below.

© DORNA WSBK ORGANIZATION Srl 2018

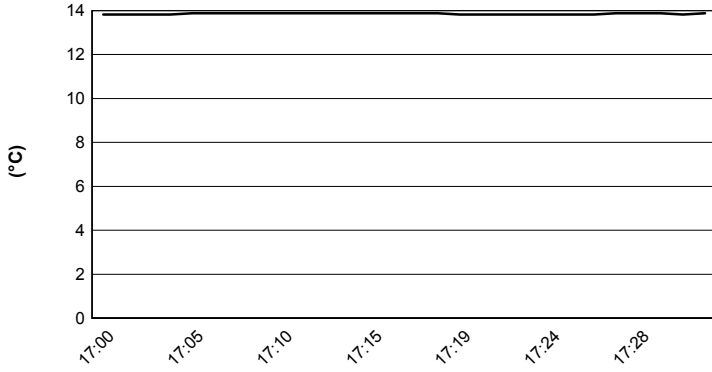




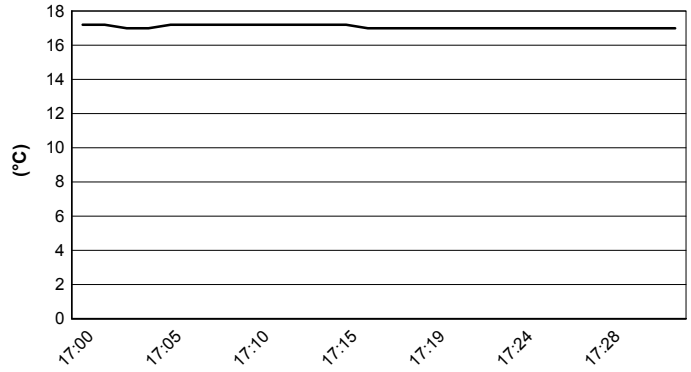
Donington Park 4.023 m

**PROSECCO DOC UK Round, Donington Park 25-27 May 2018**  
**World Supersport 300 - Weather Report Free Practice 2nd Session**  
 Session started 17:00 - Session ended 17:32

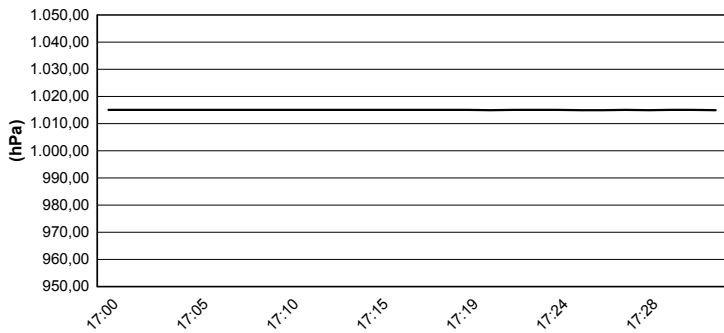
**Air Temperature**



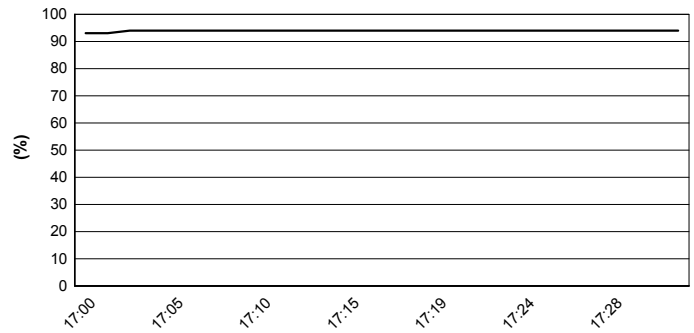
**Track Temperature**



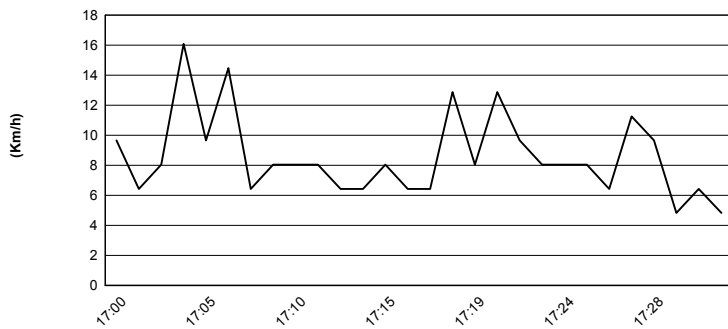
**Air Pressure**



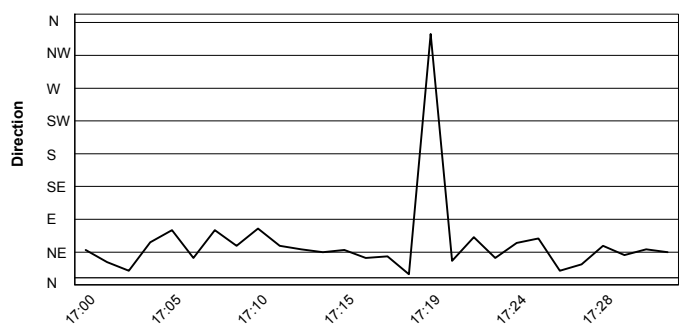
**Humidity**



**Wind Speed**



**Wind Direction**



25/05/2018

These data/results cannot be reproduced, stored and/or transmitted in whole or in part by any manner of electronic, mechanical, photocopying, recording, broadcasting or otherwise now known or herein after developed without the previous express consent by the copyright owner, except for reproduction in daily press and regular printed publications on sale to the public within 60 days of the event related to those data/results and always provided that copyright symbol appears together as follows below.

© DORNA WSBK ORGANIZATION Srl 2018



Official Fuel Supplier

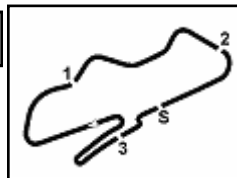


FICR PERUGIA TIMING

Official Tyre Supplier



Official Timekeeper



Donington Park 4.023 m

**PROSECCO DOC UK Round, Donington Park 25-27 May 2018**
**World Supersport 300 - Superpoles Entry List**
**Superpole 1**

FPs Pos	No. Rider	Nat	Team	Bike	Time
11	<b>81 M. GONZALEZ</b>	ESP	Pertamina Almeria BCD Junior Team by MS	Yamaha YZF-R3	<b>1'45.870</b>
12	<b>2 A. CARRASCO</b>	ESP	DS Junior Team	Kawasaki Ninja 400	<b>1'45.962</b>
13	<b>33 D. VALLE</b>	ESP	BCD Yamaha MS Racing	Yamaha YZF-R3	<b>1'46.066</b>
14	<b>43 L. GRUNWALD</b>	GER	Freudenberg KTM WorldSSP Team	KTM RC 390 R	<b>1'46.190</b>
15	<b>96 I. PRATNA</b>	INA	TERRA E MOTO	Yamaha YZF-R3	<b>1'46.342</b>
16	<b>83 L. EPIS</b>	AUS	Motoport Kawasaki	Kawasaki Ninja 400	<b>1'46.415</b>
17	<b>97 M. KAPPLER</b>	GER	Freudenberg KTM WorldSSP Team	KTM RC 390 R	<b>1'46.509</b>
18	<b>15 G. VAN STRAALEN</b>	NED	KTM Fortron Racing Team	KTM RC 390 R	<b>1'46.585</b>
19	<b>28 D. KOOPMAN</b>	NED	GRT Yamaha WorldSSP300 Team	Yamaha YZF-R3	<b>1'46.627</b>
20	<b>69 M. HERRERA</b>	ESP	BCD Yamaha MS Racing	Yamaha YZF-R3	<b>1'46.670</b>
21	<b>27 F. ROVELLI</b>	ITA	Kawasaki ParkinGO Team	Kawasaki Ninja 400	<b>1'46.682</b>
22	<b>84 J. OVERBEEKE</b>	NED	Team Trasimeno	Yamaha YZF-R3	<b>1'46.754</b>
23	<b>19 L. BERNARDI</b>	ITA	Team Trasimeno	Yamaha YZF-R3	<b>1'46.950</b>
24	<b>13 D. IOZZO</b>	RSA	Racedays	Honda CBR500R	<b>1'46.978</b>
25	<b>35 E. BEST</b>	GBR	Symcirus Motorsport	Kawasaki Ninja 400	<b>1'47.219</b>
26	<b>99 P. GRASSIA</b>	ITA	BIBLION YAMAHA MOTOXRACING	Yamaha YZF-R3	<b>1'47.406</b>
27	<b>78 J. FORAY</b>	FRA	ETG Racing	Kawasaki Ninja 400	<b>1'47.471</b>
28	<b>54 F. FULIGNI</b>	ITA	GRT Yamaha WorldSSP300 Team	Yamaha YZF-R3	<b>1'47.479</b>
29	<b>64 H. DE CANCELLIS</b>	FRA	Team Toth - Yart	Yamaha YZF-R3	<b>1'47.482</b>
30	<b>18 A. MURLEY</b>	GBR	Team Toth - Yart	Yamaha YZF-R3	<b>1'47.738</b>
31	<b>12 A. RUSMIPUTRO</b>	INA	Pertamina Almeria BCD by MS Racing	Yamaha YZF-R3	<b>1'47.831</b>
32	<b>71 T. EDWARDS</b>	AUS	Nutec - Benjan - Kawasaki	Kawasaki Ninja 400	<b>1'48.163</b>
33	<b>44 S. LOCHOFF</b>	RSA	Samurai-YART Racing	Yamaha YZF-R3	<b>1'48.959</b>
34	<b>58 T. FINOCCHIARO</b>	GBR	Scuderia Maranga Racing	Honda CBR500R	<b>1'49.570</b>
35	<b>77 K. VERWEY</b>	GBR	Team XG Racing	Kawasaki Ninja 400	<b>1'50.047</b>
36	<b>79 T. ALONSO</b>	POR	Samurai-YART Racing	Yamaha YZF-R3	<b>1'50.171</b>
37	<b>5 R. VOS</b>	NED	KTM Fortron Racing Team	KTM RC 390 R	<b>1'50.535</b>
38	<b>7 N. SETTIMO</b>	ITA	Scuderia Maranga Racing	Honda CBR500R	<b>1'57.787</b>
39	<b>76 L. VERWEY</b>	GBR	Team XG Racing	Kawasaki Ninja 400	<b>2'01.839</b>

**Superpole 2**

FPs Pos	No. Rider	Nat	Team	Bike	Time
1	<b>95 S. DEROUE</b>	NED	Motoport Kawasaki	Kawasaki Ninja 400	<b>1'44.606</b>
2	<b>55 G. HENDRA PRATAMA</b>	INA	BIBLION YAMAHA MOTOXRACING	Yamaha YZF-R3	<b>1'45.123</b>
3	<b>20 D. LOUREIRO</b>	RSA	DS Junior Team	Kawasaki Ninja 400	<b>1'45.130</b>
4	<b>17 K. MEUFFELS</b>	NED	KTM Fortron Junior Team	KTM RC 390 R	<b>1'45.172</b>
5	<b>14 E. DE LA VEGA</b>	FRA	GP Project Team	Kawasaki Ninja 400	<b>1'45.174</b>
6	<b>21 B. SANCHEZ</b>	ESP	ETG Racing	Kawasaki Ninja 400	<b>1'45.193</b>
7	<b>25 A. VERDOÏA</b>	FRA	Samurai-YART Racing	Yamaha YZF-R3	<b>1'45.297</b>
8	<b>93 W.KHAN</b>	NED	Nutec - Benjan - Kawasaki	Kawasaki Ninja 400	<b>1'45.406</b>
9	<b>8 M. PEREZ</b>	ESP	Kawasaki ParkinGO Team	Kawasaki Ninja 400	<b>1'45.494</b>
10	<b>41 J. JÄHNIG</b>	GER	Freudenberg KTM Junior Team	KTM RC 390 R	<b>1'45.615</b>

 \*  
\*

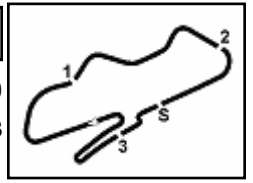
\* These positions are assigned to the 1st and 2nd rider classified in Superpole 1

25/05/2018 1:

These data/results cannot be reproduced, stored and/or transmitted in whole or in part by any manner of electronic, mechanical, photocopying, recording, broadcasting or otherwise now known or herein after developed without the previous express consent by the copyright owner, except for reproduction in daily press and regular printed publications on sale to the public within 60 days of the event related to those data/results and always provided that copyright symbol appears together as follows below.

© DORNA WSBK ORGANIZATION Srl 2018





## PROSECCO DOC UK Round, Donington Park 25-27 May 2018

### World Supersport 300 - Best Laps & Speeds

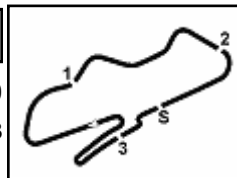
No.	Rider Bike	Nat	Best Lap		FP1		FP2											
			LL	SPD	LL	SPD	LL	SPD										
1	95 S. DEROUE Kawasaki Ninja 400	NED	1'44.606	22 183,1	1'57.561	9 176,8	1'44.606	13 183,1										
2	55 G. HENDRA PRATAMA Yamaha YZF-R3	INA	1'45.123	15 182,2			1'45.123	15 182,2										
3	20 D. LOUREIRO Kawasaki Ninja 400	RSA	1'45.130	30 187,6	1'57.243	14 175,7	1'45.130	16 187,6										
4	17 K. MEUFFELS KTM RC 390 R	NED	1'45.172	30 182,5	1'57.710	14 179,5	1'45.172	16 182,5										
5	14 E. DE LA VEGA Kawasaki Ninja 400	FRA	1'45.174	30 187,6	1'56.846	14 180,7	1'45.174	16 187,6										
6	21 B. SANCHEZ Kawasaki Ninja 400	ESP	1'45.193	29 190,3	2'00.837	13 173,7	1'45.193	16 190,3										
7	25 A. VERDOÍA Yamaha YZF-R3	FRA	1'45.297	30 187,6	1'57.023	14 177,7	1'45.297	16 187,6										
8	93 W. KHAN Kawasaki Ninja 400	NED	1'45.406	23 180,7	1'59.287	7 175,1	1'45.406	16 180,7										
9	8 M. PEREZ Kawasaki Ninja 400	ESP	1'45.494	22 187,6	1'59.380	8 176,2	1'45.494	14 187,6										
10	41 J. JÄHNIG KTM RC 390 R	GER	1'45.615	17 189,6	2'07.041	3 176,5	1'45.615	14 189,6										
11	81 M. GONZALEZ Yamaha YZF-R3	ESP	1'45.870	30 182,5	1'59.463	14 171,2	1'45.870	16 182,5										
12	2 A. CARRASCO Kawasaki Ninja 400	ESP	1'45.962	25 185,0	2'00.972	13 176,8	1'45.962	12 185,0										
13	33 D. VALLE Yamaha YZF-R3	ESP	1'46.066	30 186,0	1'59.439	14 172,0	1'46.066	16 186,0										
14	43 L. GRUNWALD KTM RC 390 R	GER	1'46.190	28 186,6	1'58.074	14 180,7	1'46.190	14 186,6										
15	96 I. PRATNA Yamaha YZF-R3	INA	1'46.342	26 185,4	2'03.085	11 169,3	1'46.342	15 185,4										
16	83 L. EPIS Kawasaki Ninja 400	AUS	1'46.415	27 184,1	1'57.261	13 175,9	1'46.415	14 184,1										
17	97 M. KAPPLER KTM RC 390 R	GER	1'46.509	29 183,8	2'00.020	13 176,2	1'46.509	16 183,8										
18	15 G. VAN STRAALEN KTM RC 390 R	NED	1'46.585	16 178,3	2'02.143	3 169,3	1'46.585	13 178,3										
19	28 D. KOOPMAN Yamaha YZF-R3	NED	1'46.627	23 180,4	2'00.254	8 170,6	1'46.627	15 180,4										
20	69 M. HERRERA Yamaha YZF-R3	ESP	1'46.670	29 183,1	2'05.847	13 168,5	1'46.670	16 183,1										
21	27 F. ROVELLI Kawasaki Ninja 400	ITA	1'46.682	24 181,0	1'57.434	10 174,5	1'46.682	14 181,0										
22	84 J. OVERBEEKE Yamaha YZF-R3	NED	1'46.754	20 178,9	2'02.098	5 169,6	1'46.754	15 178,9										
23	19 L. BERNARDI Yamaha YZF-R3	ITA	1'46.950	29 181,9	2'02.485	14 168,8	1'46.950	15 181,9										
24	13 D. IOZZO Honda CBR500R	RSA	1'46.978	30 183,8	1'57.558	14 175,9	1'46.978	16 183,8										
25	35 E. BEST Kawasaki Ninja 400	GBR	1'47.219	28 183,8	1'58.993	14 172,3	1'47.219	14 183,8										

25/05/2018

These data/results cannot be reproduced, stored and/or transmitted in whole or in part by any manner of electronic, mechanical, photocopying, recording, broadcasting or otherwise now known or herein after developed without the previous express consent by the copyright owner, except for reproduction in daily press and regular printed publications on sale to the public within 60 days of the event related to those data/results and always provided that copyright symbol appears together as follows below.

© DORNA WSBK ORGANIZATION Srl 2018





Donington Park 4.023 m

## PROSECCO DOC UK Round, Donington Park 25-27 May 2018

### World Supersport 300 - Best Laps & Speeds

2 / 2

No.	Rider Bike	Nat	Best Lap		FP1		FP2							
			LL	SPD	LL	SPD	LL	SPD						
26	<b>99 P. GRASSIA</b> Yamaha YZF-R3	ITA	<b>1'47.406</b> 27 180,1		1'58.832 13 170,6		<b>1'47.406</b> 14 <b>180,1</b>							
27	<b>78 J. FORAY</b> Kawasaki Ninja 400	FRA	<b>1'47.471</b> 28 186,0		2'04.188 13 172,3		<b>1'47.471</b> 15 <b>186,0</b>							
28	<b>54 F. FULIGNI</b> Yamaha YZF-R3	ITA	<b>1'47.479</b> 30 179,2		1'58.113 14 170,4		<b>1'47.479</b> 16 <b>179,2</b>							
29	<b>64 H. DE CANCELLIS</b> Yamaha YZF-R3	FRA	<b>1'47.482</b> 20 180,1		2'03.786 5 166,9		<b>1'47.482</b> 15 <b>180,1</b>							
30	<b>18 A. MURLEY</b> Yamaha YZF-R3	GBR	<b>1'47.738</b> 27 181,3		2'00.013 12 172,0		<b>1'47.738</b> 15 <b>181,3</b>							
31	<b>12 A. RUSMIPUTRO</b> Yamaha YZF-R3	INA	<b>1'47.831</b> 24 181,0		2'01.659 8 169,8		<b>1'47.831</b> 16 <b>181,0</b>							
32	<b>71 T. EDWARDS</b> Kawasaki Ninja 400	AUS	<b>1'48.163</b> 23 182,8		1'58.437 14 174,0		<b>1'48.163</b> 9 <b>182,8</b>							
33	<b>44 S. LOCHOFF</b> Yamaha YZF-R3	RSA	<b>1'48.959</b> 28 185,4		2'00.919 13 173,7		<b>1'48.959</b> 15 <b>185,4</b>							
34	<b>58 T. FINOCCHIARO</b> Honda CBR500R	GBR	<b>1'49.570</b> 30 180,4		1'58.401 14 172,8		<b>1'49.570</b> 16 <b>180,4</b>							
35	<b>77 K. VERWEY</b> Kawasaki Ninja 400	GBR	<b>1'50.047</b> 26 179,5		2'02.843 12 173,4		<b>1'50.047</b> 14 <b>179,5</b>							
36	<b>79 T. ALONSO</b> Yamaha YZF-R3	POR	<b>1'50.171</b> 16 176,8		2'12.036 1 165,9		<b>1'50.171</b> 15 <b>176,8</b>							
37	<b>5 R. VOS</b> KTM RC 390 R	NED	<b>1'50.535</b> 10 182,2		2'09.954 4 168,0		<b>1'50.535</b> 6 <b>182,2</b>							
38	<b>7 N. SETTIMO</b> Honda CBR500R	ITA	<b>1'57.787</b> 21 172,8		1'58.938 14 <b>172,8</b>		<b>1'57.787</b> 7 170,9							
39	<b>76 L. VERWEY</b> Kawasaki Ninja 400	GBR	<b>2'01.839</b> 7 171,5		<b>2'01.839</b> 7 <b>171,5</b>									

25/05/2018

These data/results cannot be reproduced, stored and/or transmitted in whole or in part by any manner of electronic, mechanical, photocopying, recording, broadcasting or otherwise now known or herein after developed without the previous express consent by the copyright owner, except for reproduction in daily press and regular printed publications on sale to the public within 60 days of the event related to those data/results and always provided that copyright symbol appears together as follows below.

© DORNA WSBK ORGANIZATION Srl 2018

