
**PROSECCO DOC UK Round, Donington Park 25-27 May 2018**
**World Supersport 300 - Results Superpole 1**

No.	Rider	Nat	Team	Bike	Time	Gap	Rel.	Laps	Speed	
									Avg	Max
1*	2 A. CARRASCO	ESP	DS Junior Team	Kawasaki Ninja 400	<b>1'43.220</b>			8	140,310	<b>184,4</b>
2*	33 D. VALLE	ESP	BCD Yamaha MS Racing	Yamaha YZF-R3	<b>1'43.909</b>	0.689	0.689	7	139,380	<b>182,6</b>
3	71 T. EDWARDS	AUS	Nutec - Benjan - Kawasaki	Kawasaki Ninja 400	<b>1'43.935</b>	0.715	0.026	8	139,345	<b>186,7</b>
4	43 L. GRUNWALD	GER	Freudenberg KTM WorldSSP Team	KTM RC 390 R	<b>1'44.066</b>	0.846	0.131	8	139,169	<b>179,8</b>
5	96 I. PRATNA	INA	TERRA E MOTO	Yamaha YZF-R3	<b>1'44.234</b>	1.014	0.168	8	138,945	<b>184,1</b>
6	81 M. GONZALEZ	ESP	Pertamina Almeria BCD Junior Team by MS	Yamaha YZF-R3	<b>1'44.463</b>	1.243	0.229	7	138,640	<b>179,2</b>
7	15 G. VAN STRAALEN	NED	KTM Fortron Racing Team	KTM RC 390 R	<b>1'44.620</b>	1.400	0.157	8	138,432	<b>187,3</b>
8	83 L. EPIS	AUS	Motoport Kawasaki	Kawasaki Ninja 400	<b>1'44.793</b>	1.573	0.173	8	138,204	<b>185,1</b>
9	97 M. KAPPLER	GER	Freudenberg KTM WorldSSP Team	KTM RC 390 R	<b>1'44.863</b>	1.643	0.070	8	138,112	<b>179,8</b>
10	69 M. HERRERA	ESP	BCD Yamaha MS Racing	Yamaha YZF-R3	<b>1'44.903</b>	1.683	0.040	8	138,059	<b>183,5</b>
11	27 F. ROVELLI	ITA	Kawasaki ParkinGO Team	Kawasaki Ninja 400	<b>1'44.913</b>	1.693	0.010	7	138,046	<b>185,7</b>
12	99 P. GRASSIA	ITA	BIBLION YAMAHA MOTOXRACING	Yamaha YZF-R3	<b>1'45.174</b>	1.954	0.261	7	137,703	<b>179,2</b>
13	64 H. DE CANCELLIS	FRA	Team Toth - Yart	Yamaha YZF-R3	<b>1'45.183</b>	1.963	0.009	8	137,691	<b>185,4</b>
14	12 A. RUMIPUTRO	INA	Pertamina Almeria BCD by MS Racing	Yamaha YZF-R3	<b>1'45.402</b>	2.182	0.219	7	137,405	<b>182,6</b>
15	28 D. KOOPMAN	NED	GRT Yamaha WorldSSP300 Team	Yamaha YZF-R3	<b>1'45.733</b>	2.513	0.331	8	136,975	<b>184,1</b>
16	18 A. MURLEY	GBR	Team Toth - Yart	Yamaha YZF-R3	<b>1'45.803</b>	2.583	0.070	8	136,885	<b>184,8</b>
17	78 J. FORAY	FRA	ETG Racing	Kawasaki Ninja 400	<b>1'45.821</b>	2.601	0.018	8	136,861	<b>181,3</b>
18	19 L. BERNARDI	ITA	Team Trasimeno	Yamaha YZF-R3	<b>1'45.830</b>	2.610	0.009	8	136,850	<b>183,5</b>
19	84 J. OVERBEEKE	NED	Team Trasimeno	Yamaha YZF-R3	<b>1'45.844</b>	2.624	0.014	8	136,832	<b>181,3</b>
20	13 D. IOZZO	RSA	Racedays	Honda CBR500R	<b>1'45.981</b>	2.761	0.137	8	136,655	<b>184,4</b>
21	35 E. BEST	GBR	Symcirus Motorsport	Kawasaki Ninja 400	<b>1'46.262</b>	3.042	0.281	8	136,293	<b>184,8</b>
22	5 R. VOS	NED	KTM Fortron Racing Team	KTM RC 390 R	<b>1'46.488</b>	3.268	0.226	8	136,004	<b>188,7</b>
23	44 S. LOCHOFF	RSA	Samurai-YART Racing	Yamaha YZF-R3	<b>1'47.087</b>	3.867	0.599	8	135,243	<b>181,3</b>
24	58 T. FINOCCHIARO	GBR	Scuderia Maranga Racing	Honda CBR500R	<b>1'47.138</b>	3.918	0.051	8	135,179	<b>181,6</b>
25	54 F. FULIGNI	ITA	GRT Yamaha WorldSSP300 Team	Yamaha YZF-R3	<b>1'47.400</b>	4.180	0.262	6	134,849	<b>179,8</b>
26	79 T. ALONSO	POR	Samurai-YART Racing	Yamaha YZF-R3	<b>1'47.479</b>	4.259	0.079	8	134,750	<b>180,1</b>
27	7 N. SETTIMO	ITA	Scuderia Maranga Racing	Honda CBR500R	<b>1'47.685</b>	4.465	0.206	8	134,492	<b>180,1</b>
28	77 K. VERWEY	GBR	Team XG Racing	Kawasaki Ninja 400	<b>1'48.298</b>	5.078	0.613	8	133,731	<b>176,6</b>
29	76 L. VERWEY	GBR	Team XG Racing	Kawasaki Ninja 400	<b>1'52.442</b>	9.222	4.144	7	128,802	<b>176,3</b>

\* Qualified to Superpole 2

AIR	Humidity:	73%	Temp:	17°C
TRACK	Condition:	Dry	Temp:	27°C

Records	Pole (SP2)	2017 A.Coppola	1'46.150	136,440	Km/h
	Race (RC)	2017 M.Perez	1'45.646	137,090	Km/h
	Circuit (FP2)	2018 S.Deroue	1'44.606	138,450	Km/h

Start	End	The results are provisional until the end of the time limit for protests and appeals and the completion of the technical checks.
26/05/2018 11:45	12:02	

These data/results cannot be reproduced, stored and/or transmitted in whole or in part by any manner of electronic, mechanical, photocopying, recording, broadcasting or otherwise now known or herein after developed without the previous express consent by the copyright owner, except for reproduction in daily press and regular printed publications on sale to the public within 60 days of the event related to those data/results and always provided that copyright symbol appears together as follows below.

© DORNA WSBK ORGANIZATION Srl 2018



Official Fuel Supplier



PIRELLI

Official Tyre Supplier



Official Timekeeper



## PROSECCO DOC UK Round, Donington Park 25-27 May 2018

### World Supersport 300 - Results Superpole 1

#### Session Highlights

Local Time	No. Rider	Description
11.45.00		Start
11.48.53	84 J. <b>OVERBEEKE</b>	Lap Cancelled (1'50.285) - Exceeded Track Limits - Turn 10
11.51.02	96 I. <b>PRATNA</b>	On the Gravel - Re-Joined - Turn 1
11.57.42	71 T. <b>EDWARDS</b>	On the Gravel - Re-Joined - Turn 12
11.58.49	54 F. <b>FULIGNI</b>	Technical Problem - Turn 1
11.59.20	64 H. <b>DE CANCELLIS</b>	Current Lap Cancelled - Exceeded Track Limits - Turn 10
11.59.25	71 T. <b>EDWARDS</b>	Current Lap Cancelled - Exceeded Track Limits - Turn 10
12.02.10		End Of Session

#### Fastest Laps Sequence

No.	Rider	Nat	Team	Bike	Local Time	Time	Gap	Avg
71	T. <b>EDWARDS</b>	AUS	Nutec - Benjan - Kawasaki	Kawasaki Ninja 400	11:48'41.030	<b>1'46.105</b>		136,495
2	A. <b>CARRASCO</b>	ESP	DS Junior Team	Kawasaki Ninja 400	11:49'17.853	<b>1'45.274</b>	-0.831	137,572
81	M. <b>GONZALEZ</b>	ESP	Pertamina Almeria BCD Junior Team by MS	Yamaha YZF-R3	11:51'03.492	<b>1'45.033</b>	-0.241	137,888
33	D. <b>VALLE</b>	ESP	BCD Yamaha MS Racing	Yamaha YZF-R3	11:52'48.537	<b>1'44.875</b>	-0.158	138,096
2	A. <b>CARRASCO</b>	ESP	DS Junior Team	Kawasaki Ninja 400	11:52'51.779	<b>1'44.030</b>	-0.845	139,218
33	D. <b>VALLE</b>	ESP	BCD Yamaha MS Racing	Yamaha YZF-R3	11:54'32.446	<b>1'43.909</b>	-0.121	139,380
2	A. <b>CARRASCO</b>	ESP	DS Junior Team	Kawasaki Ninja 400	11:56'23.901	<b>1'43.710</b>	-0.199	139,647
2	A. <b>CARRASCO</b>	ESP	DS Junior Team	Kawasaki Ninja 400	12:01'36.871	<b>1'43.220</b>	-0.490	140,310

Start 26/05/2018 11:45 End 12:02 The results are provisional until the end of the time limit for protests and appeals and the completion of the technical checks.

These data/results cannot be reproduced, stored and/or transmitted in whole or in part by any manner of electronic, mechanical, photocopying, recording, broadcasting or otherwise now known or herein after developed without the previous express consent by the copyright owner, except for reproduction in daily press and regular printed publications on sale to the public within 60 days of the event related to those data/results and always provided that copyright symbol appears together as follows below.

© DORNA WSBK ORGANIZATION Srl 2018



Official Fuel Supplier

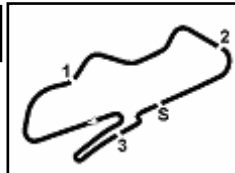


FIKR PERUGIA TIMING

Official Tyre Supplier



Official Timekeeper



Donington Park 4.023 m

## PROSECCO DOC UK Round, Donington Park 25-27 May 2018

### World Supersport 300 - Best Sectors & Speed Superpole 1

BEST LAP			
1	2 A. CARRASCO	Kawasaki Ninja 400	1'43.220
2	33 D. VALLE	Yamaha YZF-R3	1'43.909
3	71 T. EDWARDS	Kawasaki Ninja 400	1'43.935
4	43 L. GRUNWALD	KTM RC 390 R	1'44.066
5	96 I. PRATNA	Yamaha YZF-R3	1'44.234
6	81 M. GONZALEZ	Yamaha YZF-R3	1'44.463
7	15 G. VAN STRAALLEN	KTM RC 390 R	1'44.620
8	83 L. EPIS	Kawasaki Ninja 400	1'44.793
9	97 M. KAPPLER	KTM RC 390 R	1'44.863
10	69 M. HERRERA	Yamaha YZF-R3	1'44.903
11	27 F. ROVELLI	Kawasaki Ninja 400	1'44.913
12	99 P. GRASSIA	Yamaha YZF-R3	1'45.174
13	64 H. DE CANCELLIS	Yamaha YZF-R3	1'45.183
14	12 A. RUSMIPUTRO	Yamaha YZF-R3	1'45.402
15	28 D. KOOPMAN	Yamaha YZF-R3	1'45.733
16	18 A. MURLEY	Yamaha YZF-R3	1'45.803
17	78 J. FORAY	Kawasaki Ninja 400	1'45.821
18	19 L. BERNARDI	Yamaha YZF-R3	1'45.830
19	84 J. OVERBEEKE	Yamaha YZF-R3	1'45.844
20	13 D. IOZZO	Honda CBR500R	1'45.981
21	35 E. BEST	Kawasaki Ninja 400	1'46.262
22	5 R. VOS	KTM RC 390 R	1'46.488
23	44 S. LOCHOFF	Yamaha YZF-R3	1'47.087
24	58 T. FINOCCHIARO	Honda CBR500R	1'47.138
25	54 F. FULIGNI	Yamaha YZF-R3	1'47.400
26	79 T. ALONSO	Yamaha YZF-R3	1'47.479
27	7 N. SETTIMO	Honda CBR500R	1'47.685
28	77 K. VERWEY	Kawasaki Ninja 400	1'48.298
29	76 L. VERWEY	Kawasaki Ninja 400	1'52.442

SPEED			
1	5 R. VOS	KTM RC 390 R	188,7
2	15 G. VAN STRAALLEN	KTM RC 390 R	187,3
3	71 T. EDWARDS	Kawasaki Ninja 400	186,7
4	27 F. ROVELLI	Kawasaki Ninja 400	185,7
5	64 H. DE CANCELLIS	Yamaha YZF-R3	185,4
6	83 L. EPIS	Kawasaki Ninja 400	185,1
7	35 E. BEST	Kawasaki Ninja 400	184,8
8	18 A. MURLEY	Yamaha YZF-R3	184,8
9	13 D. IOZZO	Honda CBR500R	184,4
10	2 A. CARRASCO	Kawasaki Ninja 400	184,4
11	28 D. KOOPMAN	Yamaha YZF-R3	184,1
12	96 I. PRATNA	Yamaha YZF-R3	184,1
13	69 M. HERRERA	Yamaha YZF-R3	183,5
14	19 L. BERNARDI	Yamaha YZF-R3	183,5
15	33 D. VALLE	Yamaha YZF-R3	182,6
16	12 A. RUSMIPUTRO	Yamaha YZF-R3	182,6
17	58 T. FINOCCHIARO	Honda CBR500R	181,6
18	44 S. LOCHOFF	Yamaha YZF-R3	181,3
19	78 J. FORAY	Kawasaki Ninja 400	181,3
20	84 J. OVERBEEKE	Yamaha YZF-R3	181,3
21	7 N. SETTIMO	Honda CBR500R	180,1
22	79 T. ALONSO	Yamaha YZF-R3	180,1
23	54 F. FULIGNI	Yamaha YZF-R3	179,8
24	43 L. GRUNWALD	KTM RC 390 R	179,8
25	97 M. KAPPLER	KTM RC 390 R	179,8
26	81 M. GONZALEZ	Yamaha YZF-R3	179,2
27	99 P. GRASSIA	Yamaha YZF-R3	179,2
28	77 K. VERWEY	Kawasaki Ninja 400	176,6
29	76 L. VERWEY	Kawasaki Ninja 400	176,3

SEG. 1			SEG. 2			SEG. 3			SEG. 4		
1	2 A. CARRASCO	22.649	1	2 A. CARRASCO	27.629	1	71 T. EDWARDS	26.062	1	2 A. CARRASCO	26.781
2	15 G. VAN STRAALLEN	22.863	2	43 L. GRUNWALD	27.773	2	2 A. CARRASCO	26.083	2	27 F. ROVELLI	26.905
3	33 D. VALLE	22.865	3	71 T. EDWARDS	27.823	3	33 D. VALLE	26.099	3	81 M. GONZALEZ	26.909
4	83 L. EPIS	22.932	4	96 I. PRATNA	27.871	4	96 I. PRATNA	26.137	4	43 L. GRUNWALD	26.914
5	43 L. GRUNWALD	22.941	5	83 L. EPIS	27.898	5	99 P. GRASSIA	26.195	5	96 I. PRATNA	27.002
6	71 T. EDWARDS	22.974	6	33 D. VALLE	27.908	6	43 L. GRUNWALD	26.200	6	33 D. VALLE	27.021
7	81 M. GONZALEZ	23.002	7	97 M. KAPPLER	27.929	7	81 M. GONZALEZ	26.246	7	71 T. EDWARDS	27.028
8	27 F. ROVELLI	23.082	8	64 H. DE CANCELLIS	28.012	8	15 G. VAN STRAALLEN	26.250	8	69 M. HERRERA	27.068
9	18 A. MURLEY	23.119	9	81 M. GONZALEZ	28.014	9	18 A. MURLEY	26.390	9	15 G. VAN STRAALLEN	27.074
10	35 E. BEST	23.131	10	15 G. VAN STRAALLEN	28.051	10	64 H. DE CANCELLIS	26.404	10	97 M. KAPPLER	27.115
11	13 D. IOZZO	23.161	11	99 P. GRASSIA	28.057	11	35 E. BEST	26.428	11	19 L. BERNARDI	27.137
12	69 M. HERRERA	23.182	12	69 M. HERRERA	28.140	12	97 M. KAPPLER	26.482	12	12 A. RUSMIPUTRO	27.183
13	19 L. BERNARDI	23.190	13	28 D. KOOPMAN	28.140	13	12 A. RUSMIPUTRO	26.485	13	78 J. FORAY	27.188
14	96 I. PRATNA	23.206	14	12 A. RUSMIPUTRO	28.243	14	83 L. EPIS	26.489	14	99 P. GRASSIA	27.203
15	97 M. KAPPLER	23.230	15	13 D. IOZZO	28.264	15	27 F. ROVELLI	26.499	15	83 L. EPIS	27.255
16	64 H. DE CANCELLIS	23.277	16	19 L. BERNARDI	28.273	16	69 M. HERRERA	26.513	16	64 H. DE CANCELLIS	27.273
17	12 A. RUSMIPUTRO	23.289	17	18 A. MURLEY	28.303	17	13 D. IOZZO	26.527	17	84 J. OVERBEEKE	27.348
18	44 S. LOCHOFF	23.294	18	35 E. BEST	28.309	18	28 D. KOOPMAN	26.579	18	28 D. KOOPMAN	27.376
19	28 D. KOOPMAN	23.312	19	84 J. OVERBEEKE	28.345	19	19 L. BERNARDI	26.603	19	35 E. BEST	27.432
20	84 J. OVERBEEKE	23.312	20	5 R. VOS	28.347	20	78 J. FORAY	26.636	20	18 A. MURLEY	27.448
21	5 R. VOS	23.328	21	78 J. FORAY	28.365	21	84 J. OVERBEEKE	26.738	21	13 D. IOZZO	27.592
22	7 N. SETTIMO	23.348	22	54 F. FULIGNI	28.383	22	58 T. FINOCCHIARO	26.855	22	44 S. LOCHOFF	27.598
23	78 J. FORAY	23.368	23	27 F. ROVELLI	28.427	23	44 S. LOCHOFF	26.934	23	5 R. VOS	27.712
24	58 T. FINOCCHIARO	23.381	24	79 T. ALONSO	28.609	24	5 R. VOS	26.939	24	54 F. FULIGNI	27.763
25	99 P. GRASSIA	23.429	25	58 T. FINOCCHIARO	28.656	25	7 N. SETTIMO	26.953	25	7 N. SETTIMO	27.859
26	79 T. ALONSO	23.583	26	7 N. SETTIMO	28.669	26	54 F. FULIGNI	26.953	26	77 K. VERWEY	27.978
27	54 F. FULIGNI	23.687	27	44 S. LOCHOFF	28.699	27	79 T. ALONSO	27.079	27	79 T. ALONSO	28.025
28	77 K. VERWEY	23.851	28	77 K. VERWEY	29.095	28	77 K. VERWEY	27.128	28	58 T. FINOCCHIARO	28.080
29	76 L. VERWEY	24.601	29	76 L. VERWEY	29.998	29	76 L. VERWEY	27.955	29	76 L. VERWEY	29.257

26/05/2018

These data/results cannot be reproduced, stored and/or transmitted in whole or in part by any manner of electronic, mechanical, photocopying, recording, broadcasting or otherwise now known or herein after developed without the previous express consent by the copyright owner, except for reproduction in daily press and regular printed publications on sale to the public within 60 days of the event related to those data/results and always provided that copyright symbol appears together as follows below.

© DORNA WSBK ORGANIZATION Srl 2018



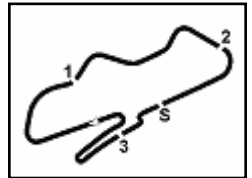
Official Fuel Supplier



Official Tyre Supplier



Official Timekeeper



Donington Park 4.023 m

## PROSECCO DOC UK Round, Donington Park 25-27 May 2018

### World Supersport 300 - Ideal Times Superpole 1

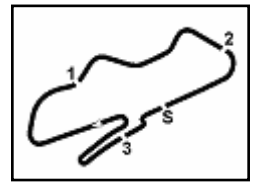
No.	Rider	Nat	Bike	Seg. 1	Seg. 2	Seg. 3	Seg. 4	Ideal Time		
				Diff. 1	Diff. 2	Diff. 3	Diff. 4	Best Lap	Pos.	Diff.
1	<b>2 A. CARRASCO</b>	ESP	Kawasaki Ninja 400	<b>22.649</b>	<b>27.629</b> 0.078	26.083	<b>26.781</b>	<b>1'43.142</b>	1	0.078
2	<b>43 L. GRUNWALD</b>	GER	KTM RC 390 R	22.941	27.773 0.043	26.200 0.195	26.914	<b>1'43.828</b>	4	0.238
3	<b>71 T. EDWARDS</b>	AUS	Kawasaki Ninja 400	22.974 0.048	27.823	<b>26.062</b>	27.028	<b>1'43.887</b>	3	0.048
4	<b>33 D. VALLE</b>	ESP	Yamaha YZF-R3	22.865	27.908	26.099	27.021 0.016	<b>1'43.893</b>	2	0.016
5	<b>81 M. GONZALEZ</b>	ESP	Yamaha YZF-R3	23.002	28.014 0.188	26.246 0.104	26.909	<b>1'44.171</b>	6	0.292
6	<b>96 I. PRATNA</b>	INA	Yamaha YZF-R3	23.206 0.018	27.871	26.137	27.002	<b>1'44.216</b>	5	0.018
7	<b>15 G. VAN STRAALEN</b>	NED	KTM RC 390 R	22.863	28.051 0.382	26.250	27.074	<b>1'44.238</b>	7	0.382
8	<b>83 L. EPIS</b>	AUS	Kawasaki Ninja 400	22.932 0.098	27.898 0.121	26.489	27.255	<b>1'44.574</b>	8	0.219
9	<b>97 M. KAPPLER</b>	GER	KTM RC 390 R	23.230	27.929	26.482 0.107	27.115	<b>1'44.756</b>	9	0.107
10	<b>99 P. GRASSIA</b>	ITA	Yamaha YZF-R3	23.429 0.208	28.057 0.082	26.195	27.203	<b>1'44.884</b>	12	0.290
11	<b>69 M. HERRERA</b>	ESP	Yamaha YZF-R3	23.182	28.140	26.513	27.068	<b>1'44.903</b>	10	
12	<b>27 F. ROVELLI</b>	ITA	Kawasaki Ninja 400	23.082	28.427	26.499	26.905	<b>1'44.913</b>	11	
13	<b>64 H. DE CANCELLIS</b>	FRA	Yamaha YZF-R3	23.277 0.217	28.012	26.404	27.273	<b>1'44.966</b>	13	0.217
14	<b>12 A. RUSMIPUTRO</b>	INA	Yamaha YZF-R3	23.289	28.243	26.485	27.183 0.202	<b>1'45.200</b>	14	0.202
15	<b>19 L. BERNARDI</b>	ITA	Yamaha YZF-R3	23.190 0.140	28.273 0.091	26.603	27.137 0.396	<b>1'45.203</b>	18	0.627
16	<b>18 A. MURLEY</b>	GBR	Yamaha YZF-R3	23.119 0.440	28.303	26.390 0.103	27.448	<b>1'45.260</b>	16	0.543
17	<b>35 E. BEST</b>	GBR	Kawasaki Ninja 400	23.131	28.309 0.213	26.428 0.295	27.432 0.454	<b>1'45.300</b>	21	0.962
18	<b>28 D. KOOPMAN</b>	NED	Yamaha YZF-R3	23.312	28.140 0.191	26.579 0.062	27.376 0.073	<b>1'45.407</b>	15	0.326
19	<b>13 D. IOZZO</b>	RSA	Honda CBR500R	23.161 0.011	28.264	26.527 0.418	27.592 0.008	<b>1'45.544</b>	20	0.437
20	<b>78 J. FORAY</b>	FRA	Kawasaki Ninja 400	23.368 0.089	28.365 0.175	26.636	27.188	<b>1'45.557</b>	17	0.264
21	<b>84 J. OVERBEEKE</b>	NED	Yamaha YZF-R3	23.312	28.345 0.027	26.738 0.074	27.348	<b>1'45.743</b>	19	0.101
22	<b>5 R. VOS</b>	NED	KTM RC 390 R	23.328 0.162	28.347	26.939	27.712	<b>1'46.326</b>	22	0.162
23	<b>44 S. LOCHOFF</b>	RSA	Yamaha YZF-R3	23.294 0.316	28.699 0.188	26.934 0.058	27.598	<b>1'46.525</b>	23	0.562
24	<b>54 F. FULIGNI</b>	ITA	Yamaha YZF-R3	23.687	28.383 0.451	26.953 0.163	27.763	<b>1'46.786</b>	25	0.614
25	<b>7 N. SETTIMO</b>	ITA	Honda CBR500R	23.348 0.198	28.669	26.953 0.153	27.859 0.505	<b>1'46.829</b>	27	0.856
26	<b>58 T. FINOCCHIARO</b>	GBR	Honda CBR500R	23.381	28.656 0.166	26.855	28.080	<b>1'46.972</b>	24	0.166
27	<b>79 T. ALONSO</b>	POR	Yamaha YZF-R3	23.583	28.609 0.057	27.079 0.126	28.025	<b>1'47.296</b>	26	0.183
28	<b>77 K. VERWEY</b>	GBR	Kawasaki Ninja 400	23.851 0.064	29.095 0.160	27.128 0.022	27.978	<b>1'48.052</b>	28	0.246
29	<b>76 L. VERWEY</b>	GBR	Kawasaki Ninja 400	24.601 0.419	29.998 0.112	27.955 0.100	29.257	<b>1'51.811</b>	29	0.631
<b>Overall Ideal Time</b>				<b>22.649</b>	<b>27.629</b>	<b>26.062</b>	<b>26.781</b>	<b>1'43.121</b>		

26/05/2018

These data/results cannot be reproduced, stored and/or transmitted in whole or in part by any manner of electronic, mechanical, photocopying, recording, broadcasting or otherwise now known or herein after developed without the previous express consent by the copyright owner, except for reproduction in daily press and regular printed publications on sale to the public within 60 days of the event related to those data/results and always provided that copyright symbol appears together as follows below.

© DORNA WSBK ORGANIZATION Srl 2018





## PROSECCO DOC UK Round, Donington Park 25-27 May 2018

### World Supersport 300 - Chronological Analysis Superpole 1

1° 2 A. CARRASCO (1'43.220)							
Lap	Seg.1	Seg.2	Seg.3	Seg.4	Lap Time	km/h	Local Time
1		30.069	27.213	30.090		181,9	11:47'32.579
2	23.195	28.231	26.612	27.236	1'45.274	183,5	11:49'17.853
3	22.872	28.527	29.315	29.182	1'49.896	135,3	11:51'07.749
4	23.011	27.845	26.256	26.918	1'44.030	183,2	11:52'51.779
5	23.235	29.301	26.985	28.891	1'48.412	180,1	11:54'40.191
6	22.705	<b>27.629</b>	26.417	26.959	1'43.710	<b>184,4</b>	11:56'23.901
7	23.929	28.496	26.394	26.835	1'45.654	183,2	11:58'09.555
8	22.928	28.006	26.364	26.798	1'44.096	183,8	11:59'53.651
9	<b>22.649</b>	27.707	<b>26.083</b>	<b>26.781</b>	<b>1'43.220</b>	<b>184,4</b>	12:01'36.871

2° 33 D. VALLE (1'43.909)							
Lap	Seg.1	Seg.2	Seg.3	Seg.4	Lap Time	km/h	Local Time
1		34.687	28.696	33.415		174,0	11:47'29.142
2	23.764	29.928	28.050	27.278	1'49.020	172,9	11:49'18.162
3	23.085	28.460	26.687	27.268	1'45.500	181,6	11:51'03.662
4	23.308	28.282	26.241	27.044	1'44.875	181,0	11:52'48.537
5	<b>22.865</b>	<b>27.908</b>	<b>26.099</b>	27.037	<b>1'43.909</b>	180,7	11:54'32.446
6	25.122	30.119	26.599	30.259	1'52.099	178,0	11:56'24.545
7	23.787	29.605	27.615	30.580	1'51.587	175,1	11:58'16.132
8	24.036	28.806	26.292	<b>27.021</b>	1'46.155	<b>182,6</b>	12:00'02.287

3° 71 T. EDWARDS (1'43.935)							
Lap	Seg.1	Seg.2	Seg.3	Seg.4	Lap Time	km/h	Local Time
1		30.662	27.531	28.697		183,5	11:46'54.925
2	23.403	28.652	26.662	27.388	1'46.105	178,0	11:48'41.030
3	24.013	32.469	29.105	28.450	1'54.037	179,5	11:50'35.067
4	23.106	29.308	26.956	28.073	1'47.443	184,4	11:52'22.510
5	23.060	28.605	26.489	27.491	1'45.645	182,6	11:54'08.155
6	23.862	28.950	27.479	27.712	1'48.003	<b>186,7</b>	11:55'56.158
7	<b>22.974</b>	28.194	26.622	40.779	1'58.569	178,6	11:57'54.727
8	23.880	28.989	31.337	27.640	1'51.846C	138,6	11:59'46.573
9	23.022	<b>27.823</b>	<b>26.062</b>	<b>27.028</b>	<b>1'43.935</b>	184,8	12:01'30.508

4° 43 L. GRUNWALD (1'44.066)							
Lap	Seg.1	Seg.2	Seg.3	Seg.4	Lap Time	km/h	Local Time
1		31.744	31.075	28.878		120,7	11:47'20.956
2	23.466	28.396	27.067	27.419	1'46.348	177,7	11:49'07.304
3	23.422	28.278	26.313	27.287	1'45.300	<b>179,8</b>	11:50'52.604
4	23.450	28.699	29.741	28.134	1'50.024	135,3	11:52'42.628
5	23.160	27.999	26.352	27.015	1'44.526	178,0	11:54'27.154
6	23.559	28.944	28.796	27.502	1'48.801	139,8	11:56'15.955
7	23.102	<b>27.773</b>	<b>26.200</b>	27.487	1'44.562	178,9	11:58'00.517
8	23.054	28.085	26.536	27.030	1'44.705	<b>179,8</b>	11:59'45.222
9	<b>22.941</b>	27.816	26.395	<b>26.914</b>	<b>1'44.066</b>	177,2	12:01'29.288

5° 96 I. PRATNA (1'44.234)							
Lap	Seg.1	Seg.2	Seg.3	Seg.4	Lap Time	km/h	Local Time
1		30.210	29.598	27.849		174,8	11:46'59.719
2	23.548	28.452	27.077	27.539	1'46.616	174,3	11:48'46.335
3	23.334	28.544	27.781	27.338	1'46.997	180,7	11:50'33.332
4	33.309	34.780	29.701	32.095	2'09.885	162,9	11:52'43.217
5	23.861	28.208	27.032	27.446	1'46.547	172,6	11:54'29.764
6	<b>23.206</b>	28.243	26.687	27.025	1'45.161	176,6	11:56'14.925
7	23.352	28.381	26.585	27.567	1'45.885	174,6	11:58'00.810
8	23.258	28.078	26.769	27.572	1'45.677	<b>184,1</b>	11:59'46.487
9	23.224	<b>27.871</b>	<b>26.137</b>	<b>27.002</b>	<b>1'44.234</b>	182,9	12:01'30.721

6° 81 M. GONZALEZ (1'44.463)							
Lap	Seg.1	Seg.2	Seg.3	Seg.4	Lap Time	km/h	Local Time
1		34.595	28.056	34.743		170,7	11:47'28.171
2	23.584	32.043	27.354	27.307	1'50.288	177,4	11:49'18.459

3	23.010	28.327	26.346	27.350	1'45.033	<b>179,2</b>	11:51'03.492
4	23.418	28.125	26.628	28.905	1'47.076	175,7	11:52'50.568
5	23.073	28.123	26.383	27.045	1'44.624	176,6	11:54'35.192
6	23.306	28.244	<b>26.246</b>	33.630	1'51.426	177,4	11:56'26.618
7	23.162	<b>28.014</b>	29.169	30.459	1'50.804	176,6	11:58'17.422
8	<b>23.002</b>	28.202	26.350	<b>26.909</b>	<b>1'44.463</b>	176,9	12:00'01.885

7° 15 G. VAN STRAALLEN (1'44.620)							
Lap	Seg.1	Seg.2	Seg.3	Seg.4	Lap Time	km/h	Local Time
1		29.467	27.859	28.562		181,9	11:46'57.474
2	23.683	<b>28.051</b>	27.112	27.738	1'46.584	<b>187,3</b>	11:48'44.058
3	23.482	29.626	28.231	27.434	1'48.773	178,3	11:50'32.831
4	23.361	28.446	26.471	27.389	1'45.667	176,6	11:52'18.498
5	25.774	30.443	26.859	27.870	1'50.946	177,2	11:54'09.444
6	23.023	28.253	26.714	27.226	1'45.216	185,4	11:55'54.660
7	23.961	28.974	28.335	27.338	1'48.608	161,5	11:57'43.268
8	23.115	28.492	27.180	28.322	1'47.109	182,6	11:59'30.377
9	<b>22.863</b>	28.433	<b>26.250</b>	<b>27.074</b>	<b>1'44.620</b>	182,3	12:01'14.997

8° 83 L. EPIS (1'44.793)							
Lap	Seg.1	Seg.2	Seg.3	Seg.4	Lap Time	km/h	Local Time
1		32.440	28.411	28.496		178,3	11:47'20.227
2	24.040	28.937	26.742	27.841	1'47.560	184,8	11:49'07.787
3	23.482	28.371	26.566	27.512	1'45.931	181,6	11:50'53.718
4	23.306	28.564	26.676	27.479	1'46.025	180,4	11:52'39.743
5	23.721	28.552	28.966	27.760	1'48.999	172,9	11:54'28.742
6	23.030	28.019	<b>26.489</b>	<b>27.255</b>	<b>1'44.793</b>	182,3	11:56'13.535
7	23.412	28.269	26.847	28.884	1'47.412	178,3	11:58'00.947
8	<b>22.932</b>	27.947	26.717	27.313	1'44.909	<b>185,1</b>	11:59'45.856
9	23.073	<b>27.898</b>	27.136	33.757	1'51.864P	178,0	12:01'37.720

9° 97 M. KAPPLER (1'44.863)							
Lap	Seg.1	Seg.2	Seg.3	Seg.4	Lap Time	km/h	Local Time
1		29.397	27.431	28.372		176,9	11:47'29.716
2	23.348	29.024	26.632	27.530	1'46.534	179,2	11:49'16.250
3	23.534	28.271	26.726	27.193	1'45.724	179,5	11:51'01.974
4	23.589	28.114	26.696	27.325	1'45.724	178,0	11:52'47.698
5	23.358	28.073	26.573	27.150	1'45.154	178,9	11:54'32.852
6	23.240	28.120	<b>26.482</b>	27.186	1'45.028	<b>179,8</b>	11:56'17.880
7	23.370	28.011	26.695	27.177	1'45.253	176,9	11:58'03.133
8	23.386	28.173	26.677	27.291	1'45.527	177,7	11:59'48.660
9	<b>23.230</b>	<b>27.929</b>	26.589	<b>27.115</b>	<b>1'44.863</b>	179,2	12:01'33.523

10° 69 M. HERRERA (1'44.903)							
Lap	Seg.1	Seg.2	Seg.3	Seg.4	Lap Time	km/h	Local Time
1		34.420	28.295	33.964		172,1	11:47'27.793
2	23.794	28.826	29.297	28.157	1'50.074	143,2	11:49'17.867
3	23.551	28.587	26.695	27.208	1'46.041	182,3	11:51'03.908
4	23.379	28.202	26.638	28.958	1'47.177	<b>183,5</b>	11:52'51.085
5	<b>23.182</b>	<b>28.140</b>	<b>26.513</b>	<b>27.068</b>	<b>1'44.903</b>	177,4	11:54'35.988
6	23.188	28.622	26.826	30.519	1'49.155	180,7	11:56'25.143
7	23.569	29.600	27.352	27.357	1'47.878	177,7	11:58'13.021
8	23.428	28.333	26.768	27.087	1'45.616	176,0	11:59'58.637
9	23.400	28.740	26.857	27.213	1'46.210	174,3	12:01'44.847

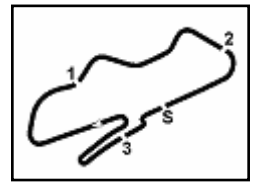
11° 27 F. ROVELLI (1'44.913)							
Lap	Seg.1	Seg.2	Seg.3	Seg.4	Lap Time	km/h	Local Time
1		31.456	28.786	28.018		181,0	11:46'56.656
2	23.429	28.969	27.258	27.628	1'47.284	<b>185,7</b>	11:48'43.940
3	23.962	29.450	28.391	28.029	1'49.832	183,2	11:50'33.772
4	23.231	28.953	26.777	27.158	1'46.119	179,5	11:52'19.891
5	23.383	28.723	26.702	27.091	1'45.899	177,7	11:54'05.790
6	23.253	29.250	27.638	37.455	1'57.596P	178,0	11:56'03.386
7	1'48.256	33.503	31.185	35.442	3'28.386P	143,6	11:59'31.772

26/05/2018 P = Pits In/Out - C = Lap Time Cancelled

These data/results cannot be reproduced, stored and/or transmitted in whole or in part by any manner of electronic, mechanical, photocopying, recording, broadcasting or otherwise now known or herein after developed without the previous express consent by the copyright owner, except for reproduction in daily press and regular printed publications on sale to the public within 60 days of the event related to those data/results and always provided that copyright symbol appears together as follows below.

© DORNA WSBK ORGANIZATION Srl 2018





## PROSECCO DOC UK Round, Donington Park 25-27 May 2018

### World Supersport 300 - Chronological Analysis Superpole 1

Donington Park 4.023 m

2 / 3

12° 99 P. GRASSIA (1'45.174)							
Lap	Seg.1	Seg.2	Seg.3	Seg.4	Lap Time	km/h	Local Time
1		51.448	30.529	27.920		167,8	11:47'25.050
2	24.003	28.594	26.599	27.614	1'46.810	173,4	11:49'11.860
3	25.670	33.152	26.424	27.371	1'52.617	178,6	11:51'04.477
4	23.637	28.139	<b>26.195</b>	<b>27.203</b>	<b>1'45.174</b>	<b>179,2</b>	11:52'49.651
5	23.484	28.081	26.742	29.123	1'47.430	168,5	11:54'37.081
6	<b>23.429</b>	<b>28.057</b>	26.279	30.967	1'48.732	175,1	11:56'25.813
7	23.577	29.459	27.470	30.419	1'50.925	176,6	11:58'16.738
8	23.781	28.581	26.689	27.216	1'46.267	178,6	12:00'03.005

13° 64 H. DE CANCELLIS (1'45.183)							
Lap	Seg.1	Seg.2	Seg.3	Seg.4	Lap Time	km/h	Local Time
1		38.473	36.547	30.913		101,7	11:47'21.247
2	23.729	28.661	26.648	28.147	1'47.185	184,8	11:49'08.432
3	23.645	28.670	26.775	27.759	1'46.849	177,7	11:50'55.281
4	23.619	28.470	26.550	27.821	1'46.460	178,0	11:52'41.741
5	23.823	28.422	26.528	27.458	1'46.231	176,9	11:54'27.972
6	23.445	28.103	26.505	27.811	1'45.864	177,2	11:56'13.836
7	<b>23.277</b>	28.221	26.793	27.768	1'46.059	178,9	11:57'59.895
8	24.060	28.029	26.592	27.706	1'46.387C	<b>185,4</b>	11:59'46.282
9	23.494	<b>28.012</b>	<b>26.404</b>	<b>27.273</b>	<b>1'45.183</b>	181,6	12:01'31.465

14° 12 A. RUSMIPUTRO (1'45.402)							
Lap	Seg.1	Seg.2	Seg.3	Seg.4	Lap Time	km/h	Local Time
1		34.357	29.006	33.737		171,8	11:47'28.858
2	23.875	29.635	26.850	27.541	1'47.901	179,5	11:49'16.759
3	23.733	28.649	26.832	27.873	1'47.087	177,7	11:51'03.846
4	<b>23.289</b>	<b>28.243</b>	<b>26.485</b>	27.385	<b>1'45.402</b>	<b>182,6</b>	11:52'49.248
5	23.629	29.057	26.628	<b>27.183</b>	1'46.497	176,9	11:54'35.745
6	23.333	28.439	26.601	30.757	1'49.130	178,3	11:56'24.875
7	23.587	29.502	27.810	30.341	1'51.240	177,4	11:58'16.115
8	23.826	28.824	26.604	27.353	1'46.607	178,9	12:00'02.722

15° 28 D. KOOPMAN (1'45.733)							
Lap	Seg.1	Seg.2	Seg.3	Seg.4	Lap Time	km/h	Local Time
1		31.028	27.570	28.999		178,3	11:46'55.517
2	24.192	29.052	27.628	28.377	1'49.249	182,9	11:48'44.766
3	23.603	29.540	29.405	31.202	1'53.750	180,1	11:50'38.516
4	23.599	28.467	<b>26.579</b>	27.510	1'46.155	<b>184,1</b>	11:52'24.671
5	23.572	28.299	26.763	<b>27.376</b>	1'46.010	177,2	11:54'10.681
6	23.460	<b>28.140</b>	27.063	27.987	1'46.650	175,7	11:55'57.331
7	<b>23.312</b>	28.331	26.641	27.449	<b>1'45.733</b>	181,0	11:57'43.064
8	23.740	28.259	26.958	27.377	1'46.334	179,8	11:59'29.398
9	23.417	29.208	27.510	27.704	1'47.839	171,8	12:01'17.237

16° 18 A. MURLEY (1'45.803)							
Lap	Seg.1	Seg.2	Seg.3	Seg.4	Lap Time	km/h	Local Time
1		30.915	27.761	28.356		181,9	11:46'55.786
2	23.756	28.950	28.561	29.647	1'50.914	180,1	11:48'46.700
3	23.422	28.778	28.317	28.424	1'48.941	<b>184,8</b>	11:50'35.641
4	23.793	28.737	26.654	27.941	1'47.125	184,1	11:52'22.766
5	23.357	28.448	26.661	27.870	1'46.336	180,4	11:54'09.102
6	<b>23.119</b>	28.471	28.131	29.547	1'49.268	183,2	11:55'58.370
7	23.562	28.419	26.658	27.453	1'46.092	178,0	11:57'44.462
8	23.559	<b>28.303</b>	26.493	<b>27.448</b>	<b>1'45.803</b>	174,8	11:59'30.265
9	23.323	28.534	<b>26.390</b>	27.981	1'46.228	180,7	12:01'16.493

17° 78 J. FORAY (1'45.821)							
Lap	Seg.1	Seg.2	Seg.3	Seg.4	Lap Time	km/h	Local Time
1		30.707	27.602	28.625		176,3	11:46'53.520
2	24.076	29.574	26.948	29.770	1'50.368	179,2	11:48'43.888

3	23.923	29.800	28.630	29.178	1'51.531	177,7	11:50'35.419
4	24.378	30.066	27.510	27.810	1'49.764	178,0	11:52'25.183
5	<b>23.368</b>	28.582	26.653	27.285	1'45.888	180,1	11:54'11.071
6	23.424	28.566	27.053	29.232	1'48.275	<b>181,3</b>	11:55'59.346
7	23.541	28.648	26.738	27.575	1'46.502	177,7	11:57'45.848
8	23.484	<b>28.365</b>	27.542	27.784	1'47.175	<b>181,3</b>	11:59'33.023
9	23.457	28.540	<b>26.636</b>	<b>27.188</b>	<b>1'45.821</b>	178,6	12:01'18.844

18° 19 L. BERNARDI (1'45.830)							
Lap	Seg.1	Seg.2	Seg.3	Seg.4	Lap Time	km/h	Local Time
1		30.868	29.175	28.398		160,7	11:46'54.812
2	23.860	29.306	28.927	29.249	1'51.342	162,2	11:48'46.154
3	23.538	29.105	28.680	28.729	1'50.052	180,4	11:50'36.206
4	23.330	28.364	<b>26.603</b>	27.533	<b>1'45.830</b>	<b>183,5</b>	11:52'22.036
5	23.241	28.564	26.915	27.758	1'46.478	181,0	11:54'08.514
6	<b>23.190</b>	28.727	26.843	27.963	1'46.723	177,4	11:55'55.237
7	23.244	29.776	27.431	27.283	1'47.734	173,7	11:57'42.971
8	23.369	<b>28.273</b>	27.173	<b>27.137</b>	1'45.952	178,0	11:59'28.923
9	23.973	29.069	26.850	27.485	1'47.377	175,1	12:01'16.300

19° 84 J. OVERBEEKE (1'45.844)							
Lap	Seg.1	Seg.2	Seg.3	Seg.4	Lap Time	km/h	Local Time
1		31.521	28.533	28.917		176,0	11:46'57.444
2	23.999	29.247	28.343	28.696	1'50.285C	171,0	11:48'47.729
3	23.923	28.834	27.234	28.289	1'48.280	173,2	11:50'36.009
4	23.892	29.172	26.825	27.814	1'47.703	176,6	11:52'23.712
5	23.657	28.472	26.964	27.707	1'46.800	173,4	11:54'10.512
6	23.857	28.431	26.920	27.730	1'46.938	176,9	11:55'57.450
7	23.376	28.690	26.960	28.177	1'47.203	172,9	11:57'44.653
8	23.487	<b>28.345</b>	<b>26.738</b>	27.475	1'46.045	175,1	11:59'30.698
9	<b>23.312</b>	28.372	26.812	<b>27.348</b>	<b>1'45.844</b>	<b>181,3</b>	12:01'16.542

20° 13 D. IOZZO (1'45.981)							
Lap	Seg.1	Seg.2	Seg.3	Seg.4	Lap Time	km/h	Local Time
1		31.145	27.667	28.622		182,3	11:46'55.606
2	23.819	28.852	26.889	28.068	1'47.628	179,8	11:48'43.234
3	23.825	29.508	30.130	29.035	1'52.498	174,0	11:50'35.732
4	23.862	28.663	26.958	27.621	1'47.104	<b>184,4</b>	11:52'22.836
5	23.370	28.565	<b>26.527</b>	<b>27.592</b>	1'46.054	181,3	11:54'08.890
6	<b>23.161</b>			27.776	1'46.887	180,1	11:55'55.777
7	23.383	28.421	26.835	27.702	1'46.341	179,8	11:57'42.118
8	23.362	28.735	27.727	27.862	1'47.686	178,3	11:59'29.804
9	23.172	<b>28.264</b>	26.945	27.600	<b>1'45.981</b>	174,6	12:01'15.785

21° 35 E. BEST (1'46.262)							
Lap	Seg.1	Seg.2	Seg.3	Seg.4	Lap Time	km/h	Local Time
1		30.955	27.479	28.665		182,9	11:46'58.904
2	23.783	29.578	26.876	27.960	1'48.197	182,3	11:48'47.101
3	23.163	<b>28.309</b>	27.807	28.139	1'47.418	<b>184,8</b>	11:50'34.519
4	23.401	29.174	26.613	27.673	1'46.861	180,4	11:52'21.380
5	23.570	28.620	26.995	28.157	1'47.342	176,6	11:54'08.722
6	<b>23.131</b>	28.522	26.723	27.886	<b>1'46.262</b>	177,7	11:55'54.984
7	23.417	28.800	26.914	27.738	1'46.869	180,4	11:57'41.853
8	23.588	28.662	27.221	27.919	1'47.390	176,9	11:59'29.243
9	23.397	29.177	<b>26.428</b>	<b>27.432</b>	1'46.434	182,9	12:01'15.677

22° 5 R. VOS (1'46.488)							
Lap	Seg.1	Seg.2	Seg.3	Seg.4	Lap Time	km/h	Local Time
1		31.246	29.266	28.513		179,8	11:46'57.110
2	23.421	28.859	27.319	27.891	1'47.490	<b>188,7</b>	11:48'44.600
3	23.473	28.880	28.333	28.336	1'49.022	174,8	11:50'33.622
4	23.779	28.878	27.313	28.144	1'48.114	179,2	11:52'21.736
5	23.439	28.757	27.199	28.281	1'47.676	179,5	11:54'09.412
6	<b>23.328</b>	28.645	27.275	27.967	1'47.215	177,7	11:55'56.627

26/05/2018 P = Pits In/Out - C = Lap Time Cancelled

These data/results cannot be reproduced, stored and/or transmitted in whole or in part by any manner of electronic, mechanical, photocopying, recording, broadcasting or otherwise now known or herein after developed without the previous express consent by the copyright owner, except for reproduction in daily press and regular printed publications on sale to the public within 60 days of the event related to those data/results and always provided that copyright symbol appears together as follows below.

© DORNA WSBK ORGANIZATION Srl 2018



Official Fuel Supplier

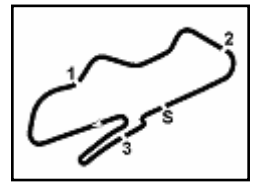


FKR PERGOIA TIMING

Official Tyre Supplier



Official Timekeeper



Donington Park 4.023 m

## PROSECCO DOC UK Round, Donington Park 25-27 May 2018

### World Supersport 300 - Chronological Analysis Superpole 1

3 / 3

7	23.647	28.417	27.473	28.666	1'48.203	178,0	11:57'44.830
8	23.822	28.981	27.330	28.513	1'48.646	181,0	11:59'33.476
9	23.490	<b>28.347</b>	<b>26.939</b>	<b>27.712</b>	<b>1'46.488</b>	178,0	12:01'19.964

1						30.988	28.001	29.444		179,2	11:46'59.794
2	24.387					29.616	27.513	28.800	1'50.316	175,4	11:48'50.110
3	24.208					29.524	27.443	28.403	1'49.578	176,0	11:50'39.688
4	23.902					29.369	<b>27.128</b>	28.200	1'48.599	<b>176,6</b>	11:52'28.287
5	23.896					29.164	27.291	28.374	1'48.725	174,3	11:54'17.012
6	<b>23.851</b>					<b>29.095</b>	27.340	28.116	1'48.402	<b>176,6</b>	11:56'05.414
7	24.018					29.203	27.232	28.187	1'48.640	175,1	11:57'54.054
8	23.915					29.255	27.150	<b>27.978</b>	<b>1'48.298</b>	175,7	11:59'42.352
9	23.916					29.608	35.812	45.018	2'14.354P	138,0	12:01'56.706

23° 44 S. LOCHOFF (1'47.087)							
Lap	Seg.1	Seg.2	Seg.3	Seg.4	Lap Time	km/h	Local Time
1		30.520	27.727	28.230		182,6	11:46'54.235
2	24.374	29.227	27.192	28.626	1'49.419	179,8	11:48'43.654
3	23.819	29.532	28.665	28.655	1'50.671	171,8	11:50'34.325
4	23.513	29.512	27.016	27.873	1'47.914	179,8	11:52'22.239
5	23.299	29.433	<b>26.934</b>	28.013	1'47.679	<b>181,3</b>	11:54'09.918
6	<b>23.294</b>	28.906	27.114	27.970	1'47.284	177,7	11:55'57.202
7	23.333	29.058	27.297	28.176	1'47.864	180,4	11:57'45.066
8	23.503	<b>28.699</b>	29.583	28.006	1'49.791	177,4	11:59'34.857
9	23.610	28.887	26.992	<b>27.598</b>	<b>1'47.087</b>	176,9	12:01'21.944

29° 76 L. VERWEY (1'52.442)								
Lap	Seg.1	Seg.2	Seg.3	Seg.4	Lap Time	km/h	Local Time	
1		31.972		28.772	29.953	175,1	11:47'02.227	
2	25.889	31.063		28.214	29.789	172,9	11:48'57.182	
3	25.308	30.566		28.073	29.678	173,4	11:50'50.807	
4	25.074	<b>29.998</b>		<b>27.955</b>	29.502	<b>176,3</b>	11:52'43.336	
5	25.020	30.110		28.055	<b>29.257</b>	<b>152.442</b>	172,1	11:54'35.778
6	<b>24.601</b>	30.146		28.340	29.641	173,2	11:56'28.506	
7	24.846	30.700		28.285	29.425	172,3	11:58'21.762	
8	25.076	30.146		28.209	29.297	172,6	12:00'14.490	

24° 58 T. FINOCCHIARO (1'47.138)							
Lap	Seg.1	Seg.2	Seg.3	Seg.4	Lap Time	km/h	Local Time
1		31.116	27.621	29.098		176,6	11:46'54.338
2	23.846	29.296	27.006	28.458	1'48.606	177,7	11:48'42.944
3	24.032	29.833	29.026	28.814	1'51.705	172,3	11:50'34.649
4	23.426	29.608	27.304	28.199	1'48.537	<b>181,6</b>	11:52'23.186
5	<b>23.381</b>	28.822	<b>26.855</b>	<b>28.080</b>	<b>1'47.138</b>	177,4	11:54'10.324
6	24.222	28.868	27.335	28.845	1'49.270	178,6	11:55'59.594
7	23.533	<b>28.656</b>	27.095	28.675	1'47.959	175,4	11:57'47.553
8	23.908	29.839	27.471	28.651	1'49.869	177,2	11:59'37.422
9	23.558	28.836	27.070	28.409	1'47.873	178,3	12:01'25.295

25° 54 F. FULIGNI (1'47.400)							
Lap	Seg.1	Seg.2	Seg.3	Seg.4	Lap Time	km/h	Local Time
1		42.508	33.605	29.022		106,4	11:47'20.531
2	23.849	28.957	27.043	27.791	1'47.640	<b>179,8</b>	11:49'08.171
3	<b>23.687</b>	28.834	27.116	<b>27.763</b>	<b>1'47.400</b>	170,7	11:50'55.571
4	23.755	<b>28.383</b>	<b>26.953</b>	28.798	1'47.889	175,7	11:52'43.460
5	24.062	28.668	28.185	27.889	1'48.804	169,1	11:54'32.264
6	24.012	28.907	27.786	31.321	1'52.026	171,8	11:56'24.290
7	24.302	29.953	27.376	31.838	1'53.469	176,6	11:58'17.759

26° 79 T. ALONSO (1'47.479)							
Lap	Seg.1	Seg.2	Seg.3	Seg.4	Lap Time	km/h	Local Time
1		31.463	28.685	29.418		177,4	11:46'56.986
2	24.295	29.321	28.521	29.291	1'51.428	175,7	11:48'48.414
3	23.987	28.926	<b>27.079</b>	29.082	1'49.074	178,6	11:50'37.488
4	23.726	28.881	27.684	28.318	1'48.609	178,0	11:52'26.097
5	23.702	<b>28.609</b>	27.271	28.265	1'47.847	176,3	11:54'13.944
6	23.653	28.791	27.104	28.028	1'47.576	175,4	11:56'01.520
7	<b>23.583</b>	28.666	27.205	<b>28.025</b>	<b>1'47.479</b>	175,1	11:57'48.999
8	23.854	28.713	27.252	28.188	1'48.007	179,8	11:59'37.006
9	23.626	28.868	27.274	28.333	1'48.101	<b>180,1</b>	12:01'25.107

27° 7 N. SETTIMO (1'47.685)							
Lap	Seg.1	Seg.2	Seg.3	Seg.4	Lap Time	km/h	Local Time
1		30.951	27.845	29.551		179,2	11:46'55.305
2	23.728	29.319	28.264	28.671	1'49.982	179,2	11:48'45.287
3	23.612	29.335	29.054	29.326	1'51.327	<b>180,1</b>	11:50'36.614
4	<b>23.348</b>	29.730	<b>26.953</b>	27.998	1'48.029	178,6	11:52'24.643
5	23.718	28.792	27.536	<b>27.859</b>	1'47.905	178,0	11:54'12.548
6	23.460	28.815	27.386	28.121	1'47.782	174,3	11:56'00.330
7	23.546	<b>28.669</b>	27.106	28.364	<b>1'47.685</b>	175,4	11:57'48.015
8	23.528	29.376	27.733	27.920	1'48.557	174,0	11:59'36.572
9	23.734	28.957	27.299	28.071	1'48.061	175,1	12:01'24.633

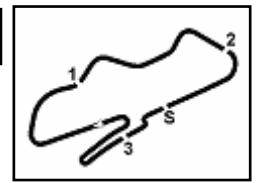
28° 77 K. VERWEY (1'48.298)							
Lap	Seg.1	Seg.2	Seg.3	Seg.4	Lap Time	km/h	Local Time

26/05/2018 P = Pits In/Out - C = Lap Time Cancelled

These data/results cannot be reproduced, stored and/or transmitted in whole or in part by any manner of electronic, mechanical, photocopying, recording, broadcasting or otherwise now known or herein after developed without the previous express consent by the copyright owner, except for reproduction in daily press and regular printed publications on sale to the public within 60 days of the event related to those data/results and always provided that copyright symbol appears together as follows below.

© DORNA WSBK ORGANIZATION Srl 2018





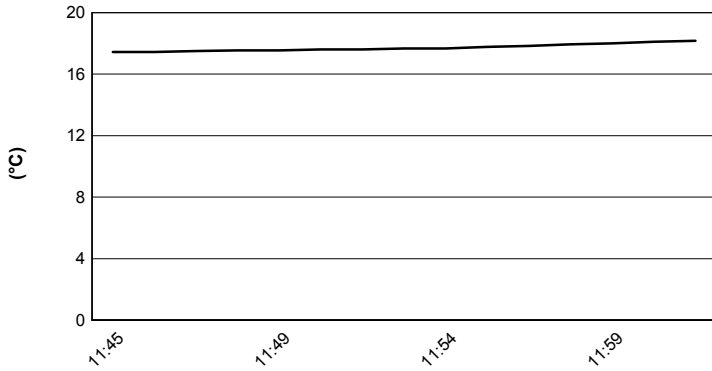
Donington Park 4.023 m

## PROSECCO DOC UK Round, Donington Park 25-27 May 2018

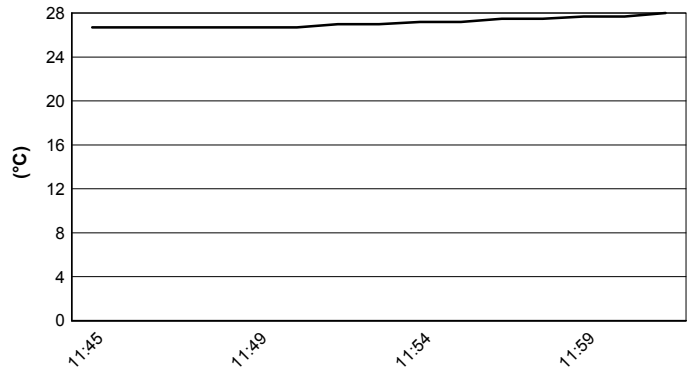
### World Supersport 300 - Weather Report Superpole 1

Session started 11:45 - Session ended 12:02

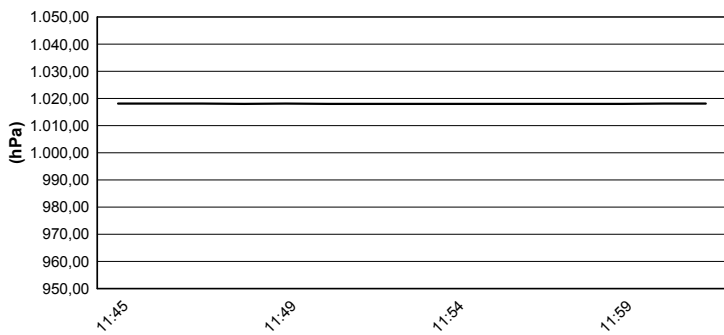
#### Air Temperature



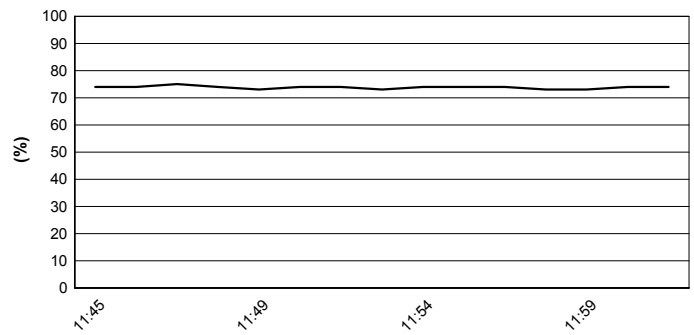
#### Track Temperature



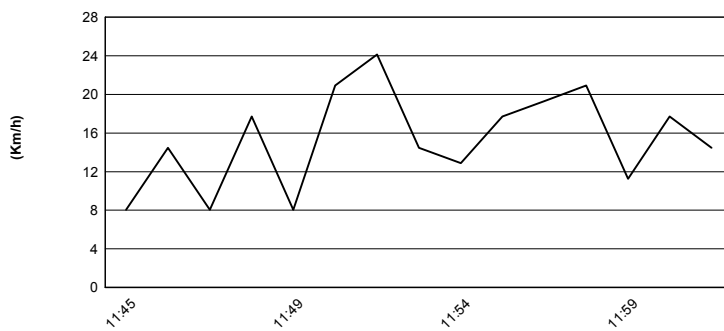
#### Air Pressure



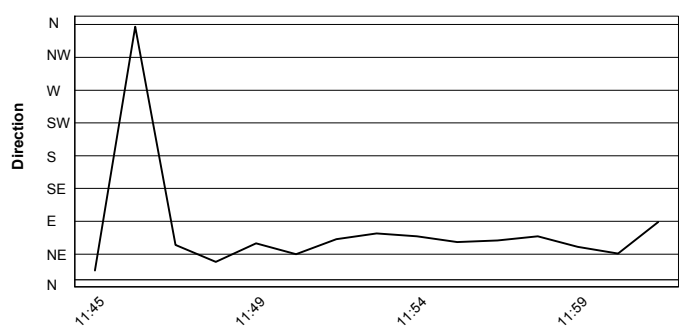
#### Humidity



#### Wind Speed



#### Wind Direction



26/05/2018

These data/results cannot be reproduced, stored and/or transmitted in whole or in part by any manner of electronic, mechanical, photocopying, recording, broadcasting or otherwise now known or herein after developed without the previous express consent by the copyright owner, except for reproduction in daily press and regular printed publications on sale to the public within 60 days of the event related to those data/results and always provided that copyright symbol appears together as follows below.

© DORNA WSBK ORGANIZATION Srl 2018



Official Fuel Supplier



FICR PERUGIA TIMING

Official Tyre Supplier



Official Timekeeper