

Donington Park 4.023 m

PROSECCO DOC UK Round, Donington Park 25-27 May 2018

World Supersport 300 - Free Practices & Superpole Combined Results

No.	Rider	Nat	Team	Bike	FPs	LL	Superpole	Gap	Time	Avg
1	2 A. CARRASCO	ESP	DS Junior Team	Kawasaki Ninja 400	1'45.962	25	1'42.758		1'42.758	140,941
2	17 K. MEUFFELS	NED	KTM Fortron Junior Team	KTM RC 390 R	1'45.172	30	1'42.806	0.048	1'42.806	140,875
3	8 M. PEREZ	ESP	Kawasaki ParkinGO Team	Kawasaki Ninja 400	1'45.494	22	1'43.035	0.277	1'43.035	140,562
4	41 J. JÄHNIG	GER	Freudenberg KTM Junior Team	KTM RC 390 R	1'45.615	17	1'43.480	0.722	1'43.480	139,957
5	14 E. DE LA VEGA	FRA	GP Project Team	Kawasaki Ninja 400	1'45.174	30	1'43.515	0.757	1'43.515	139,910
6	21 B. SANCHEZ	ESP	ETG Racing	Kawasaki Ninja 400	1'45.193	29	1'43.864	1.106	1'43.864	139,440
7	93 W. KHAN	NED	Nutec - Benjan - Kawasaki	Kawasaki Ninja 400	1'45.406	23	1'43.868	1.110	1'43.868	139,435
8	20 D. LOUREIRO	RSA	DS Junior Team	Kawasaki Ninja 400	1'45.130	30	1'44.017	1.259	1'44.017	139,235
9	33 D. VALLE	ESP	BCD Yamaha MS Racing	Yamaha YZF-R3	1'46.066	30	1'44.033	1.275	1'44.033	139,214
10	95 S. DEROUÉ	NED	Motoport Kawasaki	Kawasaki Ninja 400	1'44.606	22	1'44.433	1.675	1'44.433	138,680
11	55 G. HENDRA PRATAMA	INA	BIBLION YAMAHA MOTOXRACING	Yamaha YZF-R3	1'45.123	15	1'44.460	1.702	1'44.460	138,644
12	25 A. VERDOIA	FRA	Samurai-YART Racing	Yamaha YZF-R3	1'45.297	30	1'44.803	2.045	1'44.803	138,191
13	71 T. EDWARDS	AUS	Nutec - Benjan - Kawasaki	Kawasaki Ninja 400	1'48.163	23	1'43.935		1'43.935	139,345
14	43 L. GRUNWALD	GER	Freudenberg KTM WorldSSP Team	KTM RC 390 R	1'46.190	28	1'44.066	0.131	1'44.066	139,169
15	96 I. PRATNA	INA	TERRA E MOTO	Yamaha YZF-R3	1'46.342	26	1'44.234	0.299	1'44.234	138,945
16	81 M. GONZALEZ	ESP	Pertamina Almeria BCD Junior Team by MS	Yamaha YZF-R3	1'45.870	30	1'44.463	0.528	1'44.463	138,640
17	15 G. VAN STRAALLEN	NED	KTM Fortron Racing Team	KTM RC 390 R	1'46.585	16	1'44.620	0.685	1'44.620	138,432
18	83 L. EPIS	AUS	Motoport Kawasaki	Kawasaki Ninja 400	1'46.415	27	1'44.793	0.858	1'44.793	138,204
19	97 M. KAPPLER	GER	Freudenberg KTM WorldSSP Team	KTM RC 390 R	1'46.509	29	1'44.863	0.928	1'44.863	138,112
20	69 M. HERRERA	ESP	BCD Yamaha MS Racing	Yamaha YZF-R3	1'46.670	29	1'44.903	0.968	1'44.903	138,059
21	27 F. ROVELLI	ITA	Kawasaki ParkinGO Team	Kawasaki Ninja 400	1'46.682	24	1'44.913	0.978	1'44.913	138,046
22	99 P. GRASSIA	ITA	BIBLION YAMAHA MOTOXRACING	Yamaha YZF-R3	1'47.406	27	1'45.174	1.239	1'45.174	137,703
23	64 H. DE CANCELLIS	FRA	Team Toth - Yart	Yamaha YZF-R3	1'47.482	20	1'45.183	1.248	1'45.183	137,691
24	12 A. RUSMIPUTRO	INA	Pertamina Almeria BCD by MS Racing	Yamaha YZF-R3	1'47.831	24	1'45.402	1.467	1'45.402	137,405
25	28 D. KOOPMAN	NED	GRT Yamaha WorldSSP300 Team	Yamaha YZF-R3	1'46.627	23	1'45.733	1.798	1'45.733	136,975
26	18 A. MURLEY	GBR	Team Toth - Yart	Yamaha YZF-R3	1'47.738	27	1'45.803	1.868	1'45.803	136,885
27	78 J. FORAY	FRA	ETG Racing	Kawasaki Ninja 400	1'47.471	28	1'45.821	1.886	1'45.821	136,861
28	19 L. BERNARDI	ITA	Team Trasimeno	Yamaha YZF-R3	1'46.950	29	1'45.830	1.895	1'45.830	136,850
29	84 J. OVERBEEKE	NED	Team Trasimeno	Yamaha YZF-R3	1'46.754	20	1'45.844	1.909	1'45.844	136,832
30	13 D. IOZZO	RSA	Racedays	Honda CBR500R	1'46.978	30	1'45.981	2.046	1'45.981	136,655
31	35 E. BEST	GBR	Symcirus Motorsport	Kawasaki Ninja 400	1'47.219	28	1'46.262	2.327	1'46.262	136,293
32	5 R. VOS	NED	KTM Fortron Racing Team	KTM RC 390 R	1'50.535	10	1'46.488	2.553	1'46.488	136,004
33	44 S. LOCHOFF	RSA	Samurai-YART Racing	Yamaha YZF-R3	1'48.959	28	1'47.087	3.152	1'47.087	135,243
34	58 T. FINOCCHIARO	GBR	Scuderia Maranga Racing	Honda CBR500R	1'49.570	30	1'47.138	3.203	1'47.138	135,179
35	54 F. FULIGNI	ITA	GRT Yamaha WorldSSP300 Team	Yamaha YZF-R3	1'47.479	30	1'47.400	3.465	1'47.400	134,849
36	79 T. ALONSO	POR	Samurai-YART Racing	Yamaha YZF-R3	1'50.171	16	1'47.479	3.544	1'47.479	134,750
37	7 N. SETTIMO	ITA	Scuderia Maranga Racing	Honda CBR500R	1'57.787	21	1'47.685	3.750	1'47.685	134,492
38	77 K. VERWEY	GBR	Team XG Racing	Kawasaki Ninja 400	1'50.047	26	1'48.298	4.363	1'48.298	133,731
39	76 L. VERWEY	GBR	Team XG Racing	Kawasaki Ninja 400	2'01.839	7	1'52.442	8.507	1'52.442	128,802

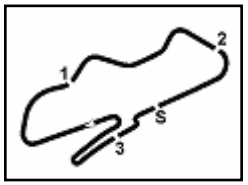
26/05/2018

The results are provisional until the end of the time limit for protests and appeals and the completion of the technical checks.

These data/results cannot be reproduced, stored and/or transmitted in whole or in part by any manner of electronic, mechanical, photocopying, recording, broadcasting or otherwise now known or herein after developed without the previous express consent by the copyright owner, except for reproduction in daily press and regular printed publications on sale to the public within 60 days of the event related to those data/results and always provided that copyright symbol appears together as follows below.

© DORNA WSBK ORGANIZATION Srl 2018





Donington Park 4.023 m

PROSECCO DOC UK Round, Donington Park 25-27 May 2018

World Supersport 300 - Provisional Starting Grid

13 Laps x 4,023 km = 52,299 km



1	2 CARRASCO A. Kawasaki 1'42.758 SP2	17 MEUFFELS K. KTM 1'42.806 SP2	3 PEREZ M. Kawasaki 1'43.035 SP2
2	41 JÄHNIG J. KTM 1'43.480 SP2	14 DE LA VEGA E. Kawasaki 1'43.515 SP2	21 SANCHEZ B. Kawasaki 1'43.864 SP2
3	93 KHAN W. Kawasaki 1'43.868 SP2	20 LOUREIRO D. Kawasaki 1'44.017 SP2	33 VALLE D. Yamaha 1'44.033 SP2
4	95 DEROUÉ S. Kawasaki 1'44.433 SP2	55 HENDRA PRATAMA G. Yamaha 1'44.460 SP2	25 VERDOIA A. Yamaha 1'44.803 SP2
5	71 EDWARDS T. Kawasaki 1'43.935 SP1	43 GRUNWALD L. KTM 1'44.066 SP1	96 PRATNA I. Yamaha 1'44.234 SP1
6	81 GONZALEZ M. Yamaha 1'44.463 SP1	15 VAN STRAALEN G. KTM 1'44.620 SP1	83 EPIS L. Kawasaki 1'44.793 SP1
7	97 KAPPLER M. KTM 1'44.863 SP1	69 HERRERA M. Yamaha 1'44.903 SP1	27 ROVELLI F. Kawasaki 1'44.913 SP1
8	99 GRASSIA P. Yamaha 1'45.174 SP1	64 DE CANCELLIS H. Yamaha 1'45.183 SP1	12 RUSMIPUTRO A. Yamaha 1'45.402 SP1
9	28 KOOPMAN D. Yamaha 1'45.733 SP1	18 MURLEY A. Yamaha 1'45.803 SP1	78 FORAY J. Kawasaki 1'45.821 SP1
10	19 BERNARDI L. Yamaha 1'45.830 SP1	84 OVERBEEKE J. Yamaha 1'45.844 SP1	13 IOZZO D. Honda 1'45.981 SP1
11	35 BEST E. Kawasaki 1'46.262 SP1	5 VOS R. KTM 1'46.488 SP1	44 LOCHOFF S. Yamaha 1'47.087 SP1
12	58 FINOCCHIARO T. Honda 1'47.138 SP1	54 FULIGNI F. Yamaha 1'47.400 SP1	79 ALONSO T. Yamaha 1'47.479 SP1
13	7 SETTIMO N. Honda 1'47.685 SP1	77 VERWEY K. Kawasaki 1'48.298 SP1	76 VERWEY L. Kawasaki 1'52.442 SP1

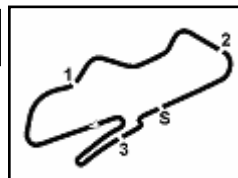
26/05/2018 Jury President

..... Race Director

These data/results cannot be reproduced, stored and/or transmitted in whole or in part by any manner of electronic, mechanical, photocopying, recording, broadcasting or otherwise now known or herein after developed without the previous express consent by the copyright owner, except for reproduction in daily press and regular printed publications on sale to the public within 60 days of the event related to those data/results and always provided that copyright symbol appears together as follows below.

© DORNA WSBK ORGANIZATION Srl 2018





Donington Park 4.023 m

1 / 2

PROSECCO DOC UK Round, Donington Park 25-27 May 2018
World Supersport 300 - Results Superpole 2

No.	Rider	Nat	Team	Bike	Time	Gap	Rel.	Laps	Speed	
									Avg	Max
1	2 A. CARRASCO	ESP	DS Junior Team	Kawasaki Ninja 400	1'42.758			7	140,941	187,3
2	17 K. MEUFFELS	NED	KTM Fortron Junior Team	KTM RC 390 R	1'42.806	0.048	0.048	8	140,875	192,0
3	8 M. PEREZ	ESP	Kawasaki ParkinGO Team	Kawasaki Ninja 400	1'43.035	0.277	0.229	8	140,562	189,7
4	41 J. JÄHNIG	GER	Freudenberg KTM Junior Team	KTM RC 390 R	1'43.480	0.722	0.445	8	139,957	187,0
5	14 E. DE LA VEGA	FRA	GP Project Team	Kawasaki Ninja 400	1'43.515	0.757	0.035	8	139,910	188,3
6	21 B. SANCHEZ	ESP	ETG Racing	Kawasaki Ninja 400	1'43.864	1.106	0.349	8	139,440	183,5
7	93 W. KHAN	NED	Nutec - Benjan - Kawasaki	Kawasaki Ninja 400	1'43.868	1.110	0.004	8	139,435	183,8
8	20 D. LOUREIRO	RSA	DS Junior Team	Kawasaki Ninja 400	1'44.017	1.259	0.149	7	139,235	183,5
9	33 D. VALLE	ESP	BCD Yamaha MS Racing	Yamaha YZF-R3	1'44.033	1.275	0.016	7	139,214	181,9
10	95 S. DEROUE	NED	Motoport Kawasaki	Kawasaki Ninja 400	1'44.433	1.675	0.400	4	138,680	182,6
11	55 G. HENDRA PRATAMA	INA	BIBLION YAMAHA MOTOXRACING	Yamaha YZF-R3	1'44.460	1.702	0.027	7	138,644	178,6
12	25 A. VERDOÏA	FRA	Samurai-YART Racing	Yamaha YZF-R3	1'44.803	2.045	0.343	8	138,191	182,9

AIR	Humidity:	72%	Temp:	18°C
TRACK	Condition:	Dry	Temp:	29°C

Records	Pole (SP2)	2017 A.Coppola	1'46.150	136,440	Km/h
	Race (RC)	2017 M.Perez	1'45.646	137,090	Km/h
	Circuit (SP1)	2018 A.Carrasco	1'43.220	140,310	Km/h

26/05/2018 Start End The results are provisional until the end of the time limit for protests and appeals
 12:10 12:27 and the completion of the technical checks.

These data/results cannot be reproduced, stored and/or transmitted in whole or in part by any manner of electronic, mechanical, photocopying, recording, broadcasting or otherwise now known or herein after developed without the previous express consent by the copyright owner, except for reproduction in daily press and regular printed publications on sale to the public within 60 days of the event related to those data/results and always provided that copyright symbol appears together as follows below.

© DORNA WSBK ORGANIZATION Srl 2018



Official Fuel Supplier

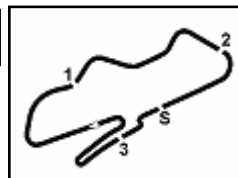


FIKR PERUGIA TIMING

Official Tyre Supplier



Official Timekeeper



PROSECCO DOC UK Round, Donington Park 25-27 May 2018

World Supersport 300 - Results Superpole 2

Session Highlights

Local Time	No. Rider	Description
12.10.00		Start
12.14.00		New Best Lap
12.22.56	21 B. SANCHEZ	Current Lap Cancelled - Exceeded Track Limits - Turn 10
12.24.16	95 S. DEROUE	Technical Problem - Turn 3
12.25.49	33 D. VALLE	Technical Problem - Turn 3
12.26.31	21 B. SANCHEZ	Current Lap Cancelled - Exceeded Track Limits - Turn 10
12.27.16		End Of Session

Fastest Laps Sequence

No.	Rider	Nat	Team	Bike	Local Time	Time	Gap	Avg
93	W. KHAN	NED	Nutec - Benjan - Kawasaki	Kawasaki Ninja 400	12:13'58.318	1'45.368		137,450
8	M. PEREZ	ESP	Kawasaki ParkinGO Team	Kawasaki Ninja 400	12:14'10.932	1'45.145	-0.223	137,741
14	E. DE LA VEGA	FRA	GP Project Team	Kawasaki Ninja 400	12:14'11.730	1'44.557	-0.588	138,516
17	K. MEUFFELS	NED	KTM Fortron Junior Team	KTM RC 390 R	12:14'21.749	1'43.828	-0.729	139,488
17	K. MEUFFELS	NED	KTM Fortron Junior Team	KTM RC 390 R	12:16'05.011	1'43.262	-0.566	140,253
17	K. MEUFFELS	NED	KTM Fortron Junior Team	KTM RC 390 R	12:17'47.877	1'42.866	-0.396	140,793
17	K. MEUFFELS	NED	KTM Fortron Junior Team	KTM RC 390 R	12:21'16.086	1'42.806	-0.060	140,875
2	A. CARRASCO	ESP	DS Junior Team	Kawasaki Ninja 400	12:25'37.560	1'42.758	-0.048	140,941

Start 26/05/2018 12:10 End 12:27 The results are provisional until the end of the time limit for protests and appeals and the completion of the technical checks.

These data/results cannot be reproduced, stored and/or transmitted in whole or in part by any manner of electronic, mechanical, photocopying, recording, broadcasting or otherwise now known or herein after developed without the previous express consent by the copyright owner, except for reproduction in daily press and regular printed publications on sale to the public within 60 days of the event related to those data/results and always provided that copyright symbol appears together as follows below.

© DORNA WSBK ORGANIZATION Srl 2018



Official Fuel Supplier

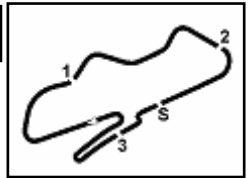


FIKR PERUGIA TIMING

Official Tyre Supplier



Official Timekeeper



PROSECCO DOC UK Round, Donington Park 25-27 May 2018

World Supersport 300 - Best Sectors & Speed Superpole 2

BEST LAP			
1	2 A. CARRASCO	Kawasaki Ninja 400	1'42.758
2	17 K. MEUFFELS	KTM RC 390 R	1'42.806
3	8 M. PEREZ	Kawasaki Ninja 400	1'43.035
4	41 J. JÄHNIG	KTM RC 390 R	1'43.480
5	14 E. DE LA VEGA	Kawasaki Ninja 400	1'43.515
6	21 B. SANCHEZ	Kawasaki Ninja 400	1'43.864
7	93 W. KHAN	Kawasaki Ninja 400	1'43.868
8	20 D. LOUREIRO	Kawasaki Ninja 400	1'44.017
9	33 D. VALLE	Yamaha YZF-R3	1'44.033
10	95 S. DEROUE	Kawasaki Ninja 400	1'44.433
11	55 G. HENDRA PRATAMA	Yamaha YZF-R3	1'44.460
12	25 A. VERDOIA	Yamaha YZF-R3	1'44.803

SPEED			
1	17 K. MEUFFELS	KTM RC 390 R	192,0
2	8 M. PEREZ	Kawasaki Ninja 400	189,7
3	14 E. DE LA VEGA	Kawasaki Ninja 400	188,3
4	2 A. CARRASCO	Kawasaki Ninja 400	187,3
5	41 J. JÄHNIG	KTM RC 390 R	187,0
6	93 W. KHAN	Kawasaki Ninja 400	183,8
7	21 B. SANCHEZ	Kawasaki Ninja 400	183,5
8	20 D. LOUREIRO	Kawasaki Ninja 400	183,5
9	25 A. VERDOIA	Yamaha YZF-R3	182,9
10	95 S. DEROUE	Kawasaki Ninja 400	182,6
11	33 D. VALLE	Yamaha YZF-R3	181,9
12	55 G. HENDRA PRATAMA	Yamaha YZF-R3	178,6

SEG. 1		SEG. 2		SEG. 3		SEG. 4					
1	17 K. MEUFFELS	22.537	1	17 K. MEUFFELS	27.326	1	41 J. JÄHNIG	25.629	1	2 A. CARRASCO	26.637
2	2 A. CARRASCO	22.597	2	21 B. SANCHEZ	27.553	2	8 M. PEREZ	25.640	2	17 K. MEUFFELS	26.778
3	8 M. PEREZ	22.680	3	95 S. DEROUE	27.630	3	2 A. CARRASCO	25.689	3	55 G. HENDRA PRATAMA	26.792
4	21 B. SANCHEZ	22.819	4	41 J. JÄHNIG	27.651	4	17 K. MEUFFELS	25.840	4	33 D. VALLE	26.809
5	14 E. DE LA VEGA	22.859	5	2 A. CARRASCO	27.673	5	21 B. SANCHEZ	25.924	5	14 E. DE LA VEGA	26.853
6	33 D. VALLE	22.938	6	8 M. PEREZ	27.690	6	14 E. DE LA VEGA	25.976	6	8 M. PEREZ	26.890
7	93 W. KHAN	22.975	7	14 E. DE LA VEGA	27.700	7	33 D. VALLE	26.013	7	93 W. KHAN	26.902
8	20 D. LOUREIRO	23.007	8	93 W. KHAN	27.795	8	55 G. HENDRA PRATAMA	26.030	8	20 D. LOUREIRO	26.986
9	41 J. JÄHNIG	23.012	9	25 A. VERDOIA	27.900	9	20 D. LOUREIRO	26.089	9	25 A. VERDOIA	27.039
10	95 S. DEROUE	23.015	10	20 D. LOUREIRO	27.935	10	93 W. KHAN	26.103	10	41 J. JÄHNIG	27.115
11	25 A. VERDOIA	23.028	11	55 G. HENDRA PRATAMA	28.103	11	25 A. VERDOIA	26.299	11	21 B. SANCHEZ	27.244
12	55 G. HENDRA PRATAMA	23.153	12	33 D. VALLE	28.210	12	95 S. DEROUE	26.373	12	95 S. DEROUE	27.334

26/05/2018

These data/results cannot be reproduced, stored and/or transmitted in whole or in part by any manner of electronic, mechanical, photocopying, recording, broadcasting or otherwise now known or herein after developed without the previous express consent by the copyright owner, except for reproduction in daily press and regular printed publications on sale to the public within 60 days of the event related to those data/results and always provided that copyright symbol appears together as follows below.

© DORNA WSBK ORGANIZATION Srl 2018



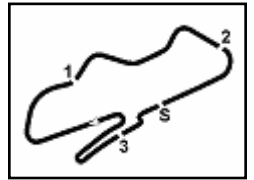
Official Fuel Supplier



Official Tyre Supplier



Official Timekeeper



Donington Park 4.023 m

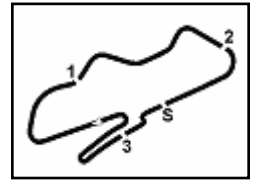
PROSECCO DOC UK Round, Donington Park 25-27 May 2018

World Supersport 300 - Ideal Times Superpole 2

No.	Rider	Nat	Bike	Seg. 1	Seg. 2	Seg. 3	Seg. 4	Ideal Time			
				Diff. 1	Diff. 2	Diff. 3	Diff. 4	Best Lap	Pos.	Diff.	
1	17 K. MEUFFELS	NED	KTM RC 390 R	22.537	27.326 0.117	25.840 0.208	26.778	1'42.481	1'42.806	2	0.325
2	2 A. CARRASCO	ESP	Kawasaki Ninja 400	22.597	27.673	25.689 0.162	26.637	1'42.596	1'42.758	1	0.162
3	8 M. PEREZ	ESP	Kawasaki Ninja 400	22.680	27.690	25.640	26.890 0.135	1'42.900	1'43.035	3	0.135
4	14 E. DE LA VEGA	FRA	Kawasaki Ninja 400	22.859	27.700	25.976	26.853 0.127	1'43.388	1'43.515	5	0.127
5	41 J. JÄHNIG	GER	KTM RC 390 R	23.012 0.073	27.651	25.629	27.115	1'43.407	1'43.480	4	0.073
6	21 B. SANCHEZ	ESP	Kawasaki Ninja 400	22.819 0.072	27.553 0.116	25.924	27.244 0.136	1'43.540	1'43.864	6	0.324
7	93 W. KHAN	NED	Kawasaki Ninja 400	22.975	27.795 0.014	26.103	26.902 0.079	1'43.775	1'43.868	7	0.093
8	33 D. VALLE	ESP	Yamaha YZF-R3	22.938	28.210 0.042	26.013	26.809 0.021	1'43.970	1'44.033	9	0.063
9	20 D. LOUREIRO	RSA	Kawasaki Ninja 400	23.007	27.935	26.089	26.986	1'44.017	1'44.017	8	
10	55 G. HENDRA PRATAMA	INA	Yamaha YZF-R3	23.153	28.103	26.030	26.792 0.382	1'44.078	1'44.460	11	0.382
11	25 A. VERDOIA	FRA	Yamaha YZF-R3	23.028	27.900 0.367	26.299 0.170	27.039	1'44.266	1'44.803	12	0.537
12	95 S. DEROUE	NED	Kawasaki Ninja 400	23.015	27.630	26.373 0.081	27.334	1'44.352	1'44.433	10	0.081
Overall Ideal Time				22.537	27.326	25.629	26.637	1'42.129			

26/05/2018
These data/results cannot be reproduced, stored and/or transmitted in whole or in part by any manner of electronic, mechanical, photocopying, recording, broadcasting or otherwise now known or herein after developed without the previous express consent by the copyright owner, except for reproduction in daily press and regular printed publications on sale to the public within 60 days of the event related to those data/results and always provided that copyright symbol appears together as follows below.
© DORNA WSBK ORGANIZATION Srl 2018





PROSECCO DOC UK Round, Donington Park 25-27 May 2018
World Supersport 300 - Chronological Analysis Superpole 2

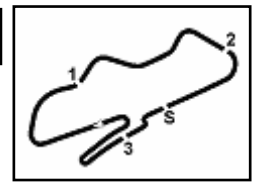
2	23.602	28.305	26.578	27.441	1'45.926	178,3	12:14'00.785
3	23.400	28.200	26.475	27.373	1'45.448	179,2	12:15'46.233
4	23.477	28.183	26.373	27.314	1'45.347	182,3	12:17'31.580
5	23.321	28.121	26.449	27.046	1'44.937	178,6	12:19'16.517
6	23.259	31.735	34.127	31.049	2'00.170	142,1	12:21'16.687
7	23.040	27.900	28.018	29.669	1'48.627	178,0	12:23'05.314
8	23.588	28.896	26.299	27.444	1'46.227	182,9	12:24'51.541
9	23.028	28.267	26.469	27.039	1'44.803	181,0	12:26'36.344

26/05/2018 P = Pits In/Out - C = Lap Time Cancelled

These data/results cannot be reproduced, stored and/or transmitted in whole or in part by any manner of electronic, mechanical, photocopying, recording, broadcasting or otherwise now known or herein after developed without the previous express consent by the copyright owner, except for reproduction in daily press and regular printed publications on sale to the public within 60 days of the event related to those data/results and always provided that copyright symbol appears together as follows below.

© DORNA WSBK ORGANIZATION Srl 2018





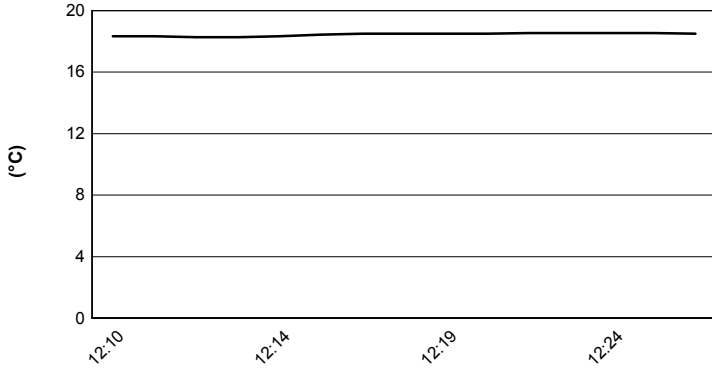
Donington Park 4.023 m

PROSECCO DOC UK Round, Donington Park 25-27 May 2018

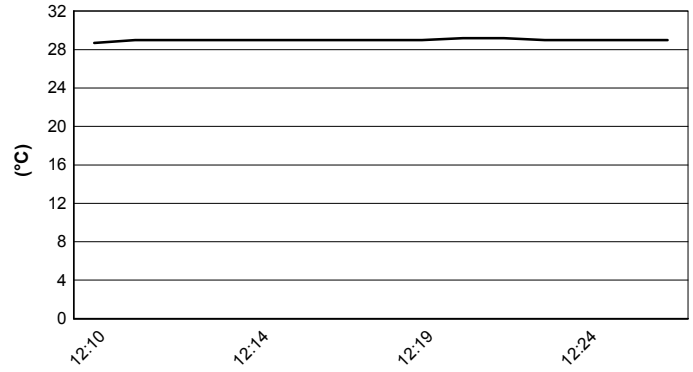
World Supersport 300 - Weather Report Superpole 2

Session started 12:10 - Session ended 12:27

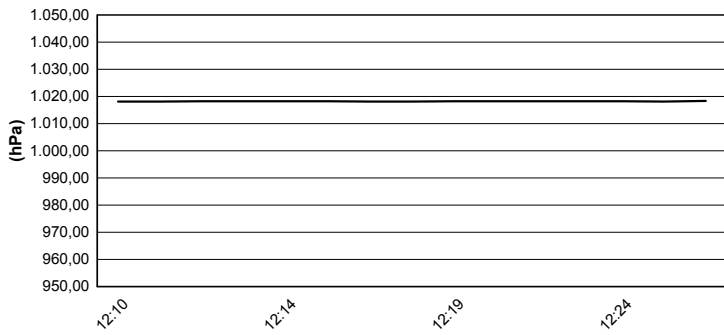
Air Temperature



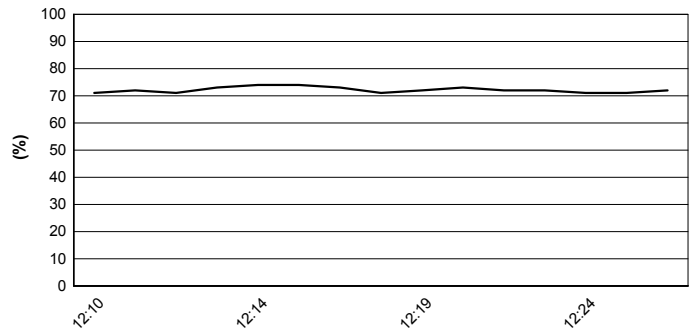
Track Temperature



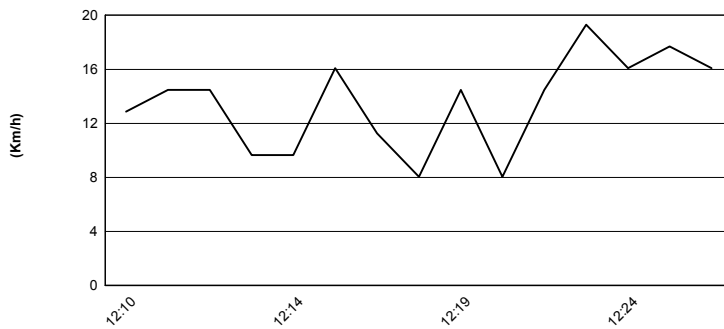
Air Pressure



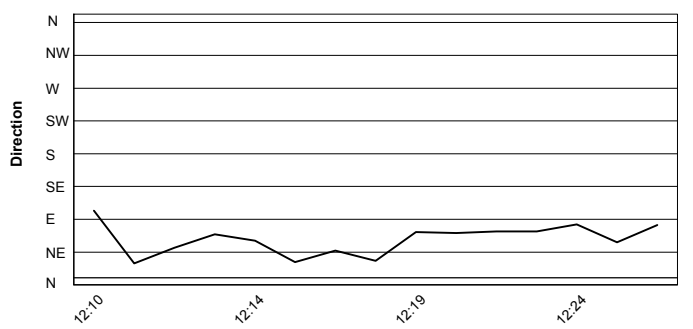
Humidity



Wind Speed



Wind Direction



26/05/2018

These data/results cannot be reproduced, stored and/or transmitted in whole or in part by any manner of electronic, mechanical, photocopying, recording, broadcasting or otherwise now known or herein after developed without the previous express consent by the copyright owner, except for reproduction in daily press and regular printed publications on sale to the public within 60 days of the event related to those data/results and always provided that copyright symbol appears together as follows below.

© DORNA WSBK ORGANIZATION Srl 2018



Official Fuel Supplier

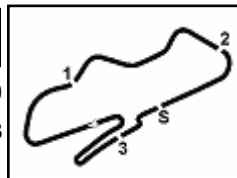


FICR PERUGIA TIMING

Official Tyre Supplier



Official Timekeeper



Donington Park 4.023 m

PROSECCO DOC UK Round, Donington Park 25-27 May 2018

World Supersport 300 - TISSOT Superpole Award

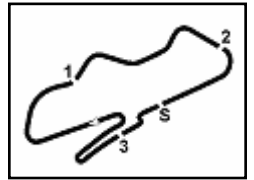
	Points	Points From First	Points From Previous	April 15 ARAGÓN	April 22 ASSEN	May 13 IMOLA	May 27 DONINGTON PARK	June 10 BRNO	July 8 MISANO	September 16 PORTIMÃO	September 30 MAGNY COURS									
1 CARRASCO Ana (ESP)	79			13	16	25	25													
2 PEREZ Mika (ESP)	66	13		25	25		16													
3 DEROUE Scott (NED)	55	24	11	20	9	20	6													
4 MEUFFELS Koen (NED)	51	28	4	11	20		20													
5 SANCHEZ Borja (ESP)	38	41	13	9	8	11	10													
6 SCHOTMAN Robert (NED)	37	42	1	10	11	16														
7 LOUREIRO Dorren (RSA)	34	45	3	16	10		8													
8 JÄHNIG Jan-Ole (GER)	22	57	12			9	13													
9 HENDRA PRATAMA Galang (INA)	22	57	0	5	6	6	5													
10 VAN STRAALEN Glenn (NED)	19	60	3	4	13	2														
11 DE LA VEGA Enzo (FRA)	18	61	1			7	11													
12 GRUNWALD Luca (GER)	18	61	0	8	7	1	2													
13 BASTIANELLI Manuel (ITA)	13	66	5			13														
14 KHAN Walid (NED)	13	66	0	2	2		9													
15 VALLE Daniel (ESP)	13	66	0		3	3	7													
16 GONZALEZ Manuel (ESP)	11	68	2	3		8														
17 KALININ Nick (UKR)	11	68	0	1	5	5														
18 SABATUCCI Kevin (ITA)	10	69	1			10														
19 EDWARDS Tom (AUS)	10	69	0	6	1		3													
20 ROVELLI Filippo (ITA)	7	72	3	7																
21 VERDOÏA Andy (FRA)	4	75	3				4													
22 RUSMIPUTRO Ali Adriansyah (INA)	4	75	0			4														
23 HERRERA Maria (ESP)	4	75	0		4															
24 PRATNA Immanuel Putra (INA)	1	78	3				1													

26/05/2018

These data/results cannot be reproduced, stored and/or transmitted in whole or in part by any manner of electronic, mechanical, photocopying, recording, broadcasting or otherwise now known or herein after developed without the previous express consent by the copyright owner, except for reproduction in daily press and regular printed publications on sale to the public within 60 days of the event related to those data/results and always provided that copyright symbol appears together as follows below.

© DORNA WSBK ORGANIZATION Srl 2018





Donington Park 4.023 m

PROSECCO DOC UK Round, Donington Park 25-27 May 2018

World Supersport 300 - Superpole Ranking

	2017	2018
01 Motorland Aragon	Deroue (Ned) Kaw 2'12.712 (137,7 Km/h)	Perez (Esp) Kaw 2'07.938 (142,9 Km/h)
02 TT Circuit Assen	Sanchez (Esp) Yam 1'53.814 (143,7 Km/h)	Perez (Esp) Kaw 1'50.165 (148,4 Km/h)
03 Autodromo Internazionale Enzo e Dino	Perez (Esp) Hon 2'10.115 (136,6 Km/h)	Carrasco (Esp) Kaw 2'07.076 (139,8 Km/h)
04 Donington Park	Coppola (Ita) Yam 1'46.150 (136,4 Km/h)	Carrasco (Esp) Kaw 1'42.758 (140,9 Km/h)
06 Misano World Circuit "Marco Simoncelli"	Perez (Esp) Hon 1'52.490 (135,2 Km/h)	
07 Autódromo Internacional do Algarve	Coppola (Ita) Yam 2'00.128 (137,6 Km/h)	
08 Magny-Cours	Muel (Fra) Yam 2'16.866 (116,0 Km/h)	

2018

- 2 M. Perez
- 2 A. Carrasco

ALL TIMES

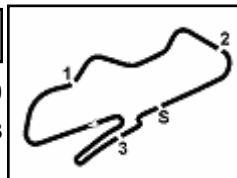
- 4 M. Perez
- 3 A. Coppola
- 2 A. Carrasco
- 1 S. Deroue
- 1 B. Sanchez
- 1 M. Garcia
- 1 A. Muel

26/05/2018

These data/results cannot be reproduced, stored and/or transmitted in whole or in part by any manner of electronic, mechanical, photocopying, recording, broadcasting or otherwise now known or herein after developed without the previous express consent by the copyright owner, except for reproduction in daily press and regular printed publications on sale to the public within 60 days of the event related to those data/results and always provided that copyright symbol appears together as follows below.

© DORNA WSBK ORGANIZATION Srl 2018





Donington Park 4.023 m

PROSECCO DOC UK Round, Donington Park 25-27 May 2018
World Supersport 300 - Best Laps & Speeds

1 / 2

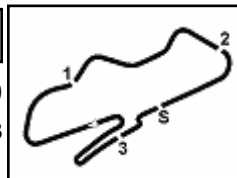
No.	Rider Bike	Nat	Best Lap		FP1		FP2		QP1		QP2	
			LL	SPD	LL	SPD	LL	SPD	LL	SPD	LL	SPD
1	2 A. CARRASCO Kawasaki Ninja 400	ESP	1'42.758	40 187,3	2'00.972	13 176,8	1'45.962	12 185,0	1'43.220	8 184,4	1'42.758	7 187,3
2	17 K. MEUFFELS KTM RC 390 R	NED	1'42.806	38 192,0	1'57.710	14 179,5	1'45.172	16 182,5			1'42.806	8 192,0
3	8 M. PEREZ Kawasaki Ninja 400	ESP	1'43.035	30 189,6	1'59.380	8 176,2	1'45.494	14 187,6			1'43.035	8 189,6
4	41 J. JÄHNIG KTM RC 390 R	GER	1'43.480	25 189,6	2'07.041	3 176,5	1'45.615	14 189,6			1'43.480	8 187,0
5	14 E. DE LA VEGA Kawasaki Ninja 400	FRA	1'43.515	38 188,3	1'56.846	14 180,7	1'45.174	16 187,6			1'43.515	8 188,3
6	21 B. SANCHEZ Kawasaki Ninja 400	ESP	1'43.864	37 190,3	2'00.837	13 173,7	1'45.193	16 190,3			1'43.864	8 183,5
7	93 W. KHAN Kawasaki Ninja 400	NED	1'43.868	31 183,8	1'59.287	7 175,1	1'45.406	16 180,7			1'43.868	8 183,8
8	33 D. VALLE Yamaha YZF-R3	ESP	1'43.909	44 186,0	1'59.439	14 172,0	1'46.066	16 186,0	1'43.909	7 182,5	1'44.033	7 181,9
9	71 T. EDWARDS Kawasaki Ninja 400	AUS	1'43.935	31 186,6	1'58.437	14 174,0	1'48.163	9 182,8	1'43.935	8 186,6		
10	20 D. LOUREIRO Kawasaki Ninja 400	RSA	1'44.017	37 187,6	1'57.243	14 175,7	1'45.130	16 187,6			1'44.017	7 183,5
11	43 L. GRUNWALD KTM RC 390 R	GER	1'44.066	36 186,6	1'58.074	14 180,7	1'46.190	14 186,6	1'44.066	8 179,8		
12	96 I. PRATNA Yamaha YZF-R3	INA	1'44.234	34 185,4	2'03.085	11 169,3	1'46.342	15 185,4	1'44.234	8 184,1		
13	95 S. DEROUE Kawasaki Ninja 400	NED	1'44.433	26 183,1	1'57.561	9 176,8	1'44.606	13 183,1			1'44.433	4 182,5
14	55 G. HENDRA PRATAMA Yamaha YZF-R3	INA	1'44.460	22 182,2			1'45.123	15 182,2			1'44.460	7 178,6
15	81 M. GONZALEZ Yamaha YZF-R3	ESP	1'44.463	37 182,5	1'59.463	14 171,2	1'45.870	16 182,5	1'44.463	7 179,2		
16	15 G. VAN STRAALEN KTM RC 390 R	NED	1'44.620	24 187,3	2'02.143	3 169,3	1'46.585	13 178,3	8 187,3		1'44.620	
17	83 L. EPIS Kawasaki Ninja 400	AUS	1'44.793	35 185,0	1'57.261	13 175,9	1'46.415	14 184,1	8 185,0		1'44.793	
18	25 A. VERDOIA Yamaha YZF-R3	FRA	1'44.803	38 187,6	1'57.023	14 177,7	1'45.297	16 187,6			1'44.803	8 182,8
19	97 M. KAPPLER KTM RC 390 R	GER	1'44.863	37 183,8	2'00.020	13 176,2	1'46.509	16 183,8	1'44.863	8 179,8		
20	69 M. HERRERA Yamaha YZF-R3	ESP	1'44.903	37 183,5	2'05.847	13 168,5	1'46.670	16 183,1	8 183,5		1'44.903	
21	27 F. ROVELLI Kawasaki Ninja 400	ITA	1'44.913	31 185,7	1'57.434	10 174,5	1'46.682	14 181,0	7 185,7		1'44.913	
22	99 P. GRASSIA Yamaha YZF-R3	ITA	1'45.174	34 180,1	1'58.832	13 170,6	1'47.406	14 180,1	7 179,2		1'45.174	
23	64 H. DE CANCELLIS Yamaha YZF-R3	FRA	1'45.183	28 185,4	2'03.786	5 166,9	1'47.482	15 180,1	8 185,4		1'45.183	
24	12 A. RUSMIPUTRO Yamaha YZF-R3	INA	1'45.402	31 182,5	2'01.659	8 169,8	1'47.831	16 181,0	7 182,5		1'45.402	
25	28 D. KOOPMAN Yamaha YZF-R3	NED	1'45.733	31 184,1	2'00.254	8 170,6	1'46.627	15 180,4	8 184,1		1'45.733	

26/05/2018

These data/results cannot be reproduced, stored and/or transmitted in whole or in part by any manner of electronic, mechanical, photocopying, recording, broadcasting or otherwise now known or herein after developed without the previous express consent by the copyright owner, except for reproduction in daily press and regular printed publications on sale to the public within 60 days of the event related to those data/results and always provided that copyright symbol appears together as follows below.

© DORNA WSBK ORGANIZATION Srl 2018





Donington Park 4.023 m

PROSECCO DOC UK Round, Donington Park 25-27 May 2018

World Supersport 300 - Best Laps & Speeds

2 / 2

No.	Rider Bike	Nat	Best Lap		FP1		FP2		QP1		QP2							
			LL	SPD	LL	SPD	LL	SPD	LL	SPD	LL	SPD						
26	18 A. MURLEY Yamaha YZF-R3	GBR	1'45.803		2'00.013		1'47.738		1'45.803									
			35	184,7	12	172,0	15	181,3	8	184,7								
27	78 J. FORAY Kawasaki Ninja 400	FRA	1'45.821		2'04.188		1'47.471		1'45.821									
			36	186,0	13	172,3	15	186,0	8	181,3								
28	19 L. BERNARDI Yamaha YZF-R3	ITA	1'45.830		2'02.485		1'46.950		1'45.830									
			37	183,5	14	168,8	15	181,9	8	183,5								
29	84 J. OVERBEEKE Yamaha YZF-R3	NED	1'45.844		2'02.098		1'46.754		1'45.844									
			28	181,3	5	169,6	15	178,9	8	181,3								
30	13 D. IOZZO Honda CBR500R	RSA	1'45.981		1'57.558		1'46.978		1'45.981									
			38	184,4	14	175,9	16	183,8	8	184,4								
31	35 E. BEST Kawasaki Ninja 400	GBR	1'46.262		1'58.993		1'47.219		1'46.262									
			36	184,7	14	172,3	14	183,8	8	184,7								
32	5 R. VOS KTM RC 390 R	NED	1'46.488		2'09.954		1'50.535		1'46.488									
			18	188,6	4	168,0	6	182,2	8	188,6								
33	44 S. LOCHOFF Yamaha YZF-R3	RSA	1'47.087		2'00.919		1'48.959		1'47.087									
			36	185,4	13	173,7	15	185,4	8	181,3								
34	58 T. FINOCCHIARO Honda CBR500R	GBR	1'47.138		1'58.401		1'49.570		1'47.138									
			38	181,6	14	172,8	16	180,4	8	181,6								
35	54 F. FULIGNI Yamaha YZF-R3	ITA	1'47.400		1'58.113		1'47.479		1'47.400									
			36	179,8	14	170,4	16	179,2	6	179,8								
36	79 T. ALONSO Yamaha YZF-R3	POR	1'47.479		2'12.036		1'50.171		1'47.479									
			24	180,1	1	165,9	15	176,8	8	180,1								
37	7 N. SETTIMO Honda CBR500R	ITA	1'47.685		1'58.938		1'57.787		1'47.685									
			29	180,1	14	172,8	7	170,9	8	180,1								
38	77 K. VERWEY Kawasaki Ninja 400	GBR	1'48.298		2'02.843		1'50.047		1'48.298									
			34	179,5	12	173,4	14	179,5	8	176,5								
39	76 L. VERWEY Kawasaki Ninja 400	GBR	1'52.442		2'01.839				1'52.442									
			14	176,2	7	171,5			7	176,2								

26/05/2018

These data/results cannot be reproduced, stored and/or transmitted in whole or in part by any manner of electronic, mechanical, photocopying, recording, broadcasting or otherwise now known or herein after developed without the previous express consent by the copyright owner, except for reproduction in daily press and regular printed publications on sale to the public within 60 days of the event related to those data/results and always provided that copyright symbol appears together as follows below.

© DORNA WSBK ORGANIZATION Srl 2018

