

PROSECCO DOC UK Round, Donington Park 25-27 May 2018

World Supersport 300 - Results Warm Up

No.	Rider	Nat	Team	Bike	Time	Gap	Rel.	Laps	Speed	
									Avg	Max
1	8 M. PEREZ	ESP	Kawasaki ParkinGO Team	Kawasaki Ninja 400	1'43.926			5	139,357	185,7
2	2 A. CARRASCO	ESP	DS Junior Team	Kawasaki Ninja 400	1'43.958	0.032	0.032	5	139,314	187,0
3	20 D. LOUREIRO	RSA	DS Junior Team	Kawasaki Ninja 400	1'44.069	0.143	0.111	5	139,165	191,0
4	27 F. ROVELLI	ITA	Kawasaki ParkinGO Team	Kawasaki Ninja 400	1'44.172	0.246	0.103	5	139,028	182,9
5	95 S. DEROUÉ	NED	Motoport Kawasaki	Kawasaki Ninja 400	1'44.208	0.282	0.036	5	138,980	182,9
6	55 G. HENDRA PRATAMA	INA	BIBLION YAMAHA MOTOXRACING	Yamaha YZF-R3	1'44.283	0.357	0.075	5	138,880	182,9
7	43 L. GRUNWALD	GER	Freudenberg KTM WorldSSP Team	KTM RC 390 R	1'44.374	0.448	0.091	5	138,759	183,8
8	93 W. KHAN	NED	Nutec - Benjan - Kawasaki	Kawasaki Ninja 400	1'44.390	0.464	0.016	5	138,737	182,9
9	96 I. PRATNA	INA	TERRA E MOTO	Yamaha YZF-R3	1'44.524	0.598	0.134	5	138,560	181,3
10	33 D. VALLE	ESP	BCD Yamaha MS Racing	Yamaha YZF-R3	1'44.593	0.667	0.069	5	138,468	185,4
11	14 E. DE LA VEGA	FRA	GP Project Team	Kawasaki Ninja 400	1'44.619	0.693	0.026	5	138,434	184,4
12	81 M. GONZALEZ	ESP	Pertamina Almeria BCD Junior Team by MS	Yamaha YZF-R3	1'44.904	0.978	0.285	5	138,058	182,6
13	19 L. BERNARDI	ITA	Team Trasimeno	Yamaha YZF-R3	1'44.994	1.068	0.090	5	137,939	182,3
14	41 J. JÄHNIG	GER	Freudenberg KTM Junior Team	KTM RC 390 R	1'44.995	1.069	0.001	5	137,938	183,5
15	17 K. MEUFFELS	NED	KTM Fortron Junior Team	KTM RC 390 R	1'45.198	1.272	0.203	2	137,672	186,7
16	97 M. KAPPLER	GER	Freudenberg KTM WorldSSP Team	KTM RC 390 R	1'45.225	1.299	0.027	5	137,636	190,7
17	69 M. HERRERA	ESP	BCD Yamaha MS Racing	Yamaha YZF-R3	1'45.242	1.316	0.017	5	137,614	185,1
18	25 A. VERDOÏA	FRA	Samurai-YART Racing	Yamaha YZF-R3	1'45.321	1.395	0.079	5	137,511	185,7
19	21 B. SANCHEZ	ESP	ETG Racing	Kawasaki Ninja 400	1'45.365	1.439	0.044	5	137,454	188,0
20	71 T. EDWARDS	AUS	Nutec - Benjan - Kawasaki	Kawasaki Ninja 400	1'45.633	1.707	0.268	3	137,105	184,1
21	12 A. RUSMIPUTRO	INA	Pertamina Almeria BCD by MS Racing	Yamaha YZF-R3	1'45.657	1.731	0.024	5	137,074	183,2
22	15 G. VAN STRAALLEN	NED	KTM Fortron Racing Team	KTM RC 390 R	1'45.697	1.771	0.040	5	137,022	179,8
23	83 L. EPIS	AUS	Motoport Kawasaki	Kawasaki Ninja 400	1'45.718	1.792	0.021	5	136,995	181,6
24	78 J. FORAY	FRA	ETG Racing	Kawasaki Ninja 400	1'45.846	1.920	0.128	5	136,829	184,8
25	28 D. KOOPMAN	NED	GRT Yamaha WorldSSP300 Team	Yamaha YZF-R3	1'46.096	2.170	0.250	5	136,507	181,9
26	13 D. IOZZO	RSA	Racedays	Honda CBR500R	1'46.321	2.395	0.225	5	136,218	180,1
27	18 A. MURLEY	GBR	Team Toth - Yart	Yamaha YZF-R3	1'46.354	2.428	0.033	5	136,175	179,8
28	99 P. GRASSIA	ITA	BIBLION YAMAHA MOTOXRACING	Yamaha YZF-R3	1'46.843	2.917	0.489	5	135,552	174,6
29	5 R. VOS	NED	KTM Fortron Racing Team	KTM RC 390 R	1'46.894	2.968	0.051	5	135,487	181,3
30	64 H. DE CANCELLIS	FRA	Team Toth - Yart	Yamaha YZF-R3	1'46.924	2.998	0.030	5	135,449	181,3
31	7 N. SETTIMO	ITA	Scuderia Maranga Racing	Honda CBR500R	1'46.991	3.065	0.067	5	135,365	180,1
32	44 S. LOCHOFF	RSA	Samurai-YART Racing	Yamaha YZF-R3	1'47.100	3.174	0.109	5	135,227	184,1
33	84 J. OVERBEEKE	NED	Team Trasimeno	Yamaha YZF-R3	1'47.191	3.265	0.091	5	135,112	180,1
34	58 T. FINOCCHIARO	GBR	Scuderia Maranga Racing	Honda CBR500R	1'47.431	3.505	0.240	5	134,810	178,9
35	79 T. ALONSO	POR	Samurai-YART Racing	Yamaha YZF-R3	1'48.257	4.331	0.826	5	133,782	181,9
36	54 F. FULIGNI	ITA	GRT Yamaha WorldSSP300 Team	Yamaha YZF-R3	1'48.266	4.340	0.009	5	133,771	175,1
37	77 K. VERWEY	GBR	Team XG Racing	Kawasaki Ninja 400	1'48.966	5.040	0.700	5	132,911	178,3
38	76 L. VERWEY	GBR	Team XG Racing	Kawasaki Ninja 400	1'50.617	6.691	1.651	5	130,927	176,0
39	35 E. BEST	GBR	Symcirus Motorsport	Kawasaki Ninja 400				0		134,6

AIR	Humidity:	77%	Temp:	17°C
TRACK	Condition:	Dry	Temp:	22°C

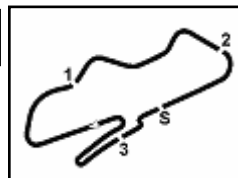
Records	Pole (SP2)	2018 A.Carrasco	1'42.758	140,940	Km/h
	Race (RC)	2017 M.Perez	1'45.646	137,090	Km/h
	Circuit (SP2)	2018 A.Carrasco	1'42.758	140,940	Km/h

Start 27/05/2018 09:00 End 09:11 The results are provisional until the end of the time limit for protests and appeals and the completion of the technical checks.

These data/results cannot be reproduced, stored and/or transmitted in whole or in part by any manner of electronic, mechanical, photocopying, recording, broadcasting or otherwise now known or herein after developed without the previous express consent by the copyright owner, except for reproduction in daily press and regular printed publications on sale to the public within 60 days of the event related to those data/results and always provided that copyright symbol appears together as follows below.

© DORNA WSBK ORGANIZATION Srl 2018





PROSECCO DOC UK Round, Donington Park 25-27 May 2018

World Supersport 300 - Results Warm Up

Session Highlights

Local Time	No. Rider	Description
09.00.00		Start
09.04.09	35 E. BEST	Technical Problem - Turn 11
09.04.59	18 A. MURLEY	On the Gravel - Re-Joined - Turn 7
09.06.36	17 K. MEUFFELS	Crashed - Turn 3
09.09.29	71 T. EDWARDS	Technical Problem - Turn 12
09.11.42		End Of Session

Fastest Laps Sequence

No.	Rider	Nat	Team	Bike	Local Time	Time	Gap	Avg
83	L. EPIS	AUS	Motoport Kawasaki	Kawasaki Ninja 400	09:03'37.203	1'46.531		135,949
93	W. KHAN	NED	Nutec - Benjan - Kawasaki	Kawasaki Ninja 400	09:03'37.336	1'45.690	-0.841	137,031
43	L. GRUNWALD	GER	Freudenberg KTM WorldSSP Team	KTM RC 390 R	09:03'38.684	1'45.261	-0.429	137,589
20	D. LOUREIRO	RSA	DS Junior Team	Kawasaki Ninja 400	09:03'43.200	1'44.901	-0.360	138,062
55	G. HENDRA PRATAMA	INA	BIBLION YAMAHA MOTOXRACING	Yamaha YZF-R3	09:03'49.485	1'44.845	-0.056	138,135
20	D. LOUREIRO	RSA	DS Junior Team	Kawasaki Ninja 400	09:05'27.710	1'44.510	-0.335	138,578
2	A. CARRASCO	ESP	DS Junior Team	Kawasaki Ninja 400	09:05'55.671	1'44.404	-0.106	138,719
93	W. KHAN	NED	Nutec - Benjan - Kawasaki	Kawasaki Ninja 400	09:08'52.423	1'44.390	-0.014	138,737
43	L. GRUNWALD	GER	Freudenberg KTM WorldSSP Team	KTM RC 390 R	09:08'52.780	1'44.374	-0.016	138,759
20	D. LOUREIRO	RSA	DS Junior Team	Kawasaki Ninja 400	09:08'56.459	1'44.208	-0.166	138,980
2	A. CARRASCO	ESP	DS Junior Team	Kawasaki Ninja 400	09:09'25.294	1'43.958	-0.250	139,314
8	M. PEREZ	ESP	Kawasaki ParkinGO Team	Kawasaki Ninja 400	09:10'46.988	1'43.926	-0.032	139,357

Start 09:00 End 09:11 The results are provisional until the end of the time limit for protests and appeals and the completion of the technical checks.

These data/results cannot be reproduced, stored and/or transmitted in whole or in part by any manner of electronic, mechanical, photocopying, recording, broadcasting or otherwise now known or herein after developed without the previous express consent by the copyright owner, except for reproduction in daily press and regular printed publications on sale to the public within 60 days of the event related to those data/results and always provided that copyright symbol appears together as follows below.

© DORNA WSBK ORGANIZATION Srl 2018



Official Fuel Supplier

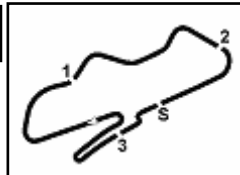


FIKR PERUGIA TIMING

Official Tyre Supplier



Official Timekeeper



Donington Park 4.023 m

PROSECCO DOC UK Round, Donington Park 25-27 May 2018 World Supersport 300 - Best Sectors & Speed Warm Up

Table titled 'BEST LAP' listing 39 riders with their names, bike models, and lap times. 8 M. PEREZ is the fastest at 1'43.926.

Table titled 'SPEED' listing 39 riders with their names, bike models, and lap speeds. 20 D. LOUREIRO is the fastest at 191.0 km/h.

Table titled 'SEG. 1' listing 39 riders with their names and sector times. 2 A. CARRASCO is the fastest in the sector at 22.733.

Table titled 'SEG. 2' listing 39 riders with their names and sector times. 95 S. DEROUÉ is the fastest in the sector at 27.602.

Table titled 'SEG. 3' listing 39 riders with their names and sector times. 55 G. HENDRA PRATAMA is the fastest in the sector at 25.858.

Table titled 'SEG. 4' listing 39 riders with their names and sector times. 27 F. ROVELLI is the fastest in the sector at 26.763.

27/05/2018

These data/results cannot be reproduced, stored and/or transmitted in whole or in part by any manner of electronic, mechanical, photocopying, recording, broadcasting or otherwise now known or herein after developed without the previous express consent by the copyright owner...

© DORNA WSBK ORGANIZATION Srl 2018



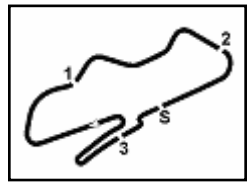
Official Fuel Supplier



FICR PERUGIA TIMING Official Tyre Supplier



Official Timekeeper



PROSECCO DOC UK Round, Donington Park 25-27 May 2018

World Supersport 300 - Ideal Times Warm Up

Donington Park 4.023 m
1 / 2

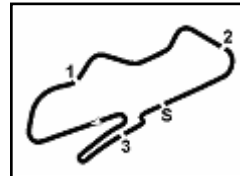
No.	Rider	Nat	Bike	Seg. 1	Seg. 2	Seg. 3	Seg. 4	Ideal Time		
				Diff. 1	Diff. 2	Diff. 3	Diff. 4	Best Lap	Pos.	Diff.
1	20 D. LOUREIRO	RSA	Kawasaki Ninja 400	22.865 0.261	27.924	25.938	27.081	1'43.808 1'44.069	4	0.261
2	8 M. PEREZ	ESP	Kawasaki Ninja 400	22.931 0.094	27.778	25.882	27.241	1'43.832 1'43.926	2	0.094
3	2 A. CARRASCO	ESP	Kawasaki Ninja 400	22.733	27.917 0.085	25.961 0.021	27.240 0.001	1'43.851 1'43.958	3	0.107
4	55 G. HENDRA PRATAMA	INA	Yamaha YZF-R3	23.112 0.062	28.125 0.015	25.858	26.806 0.305	1'43.901 1'44.283	7	0.382
5	95 S. DEROUÉ	NED	Kawasaki Ninja 400	23.082 0.013	27.602	26.085 0.263	27.163	1'43.932 1'44.208	6	0.276
6	43 L. GRUNWALD	GER	KTM RC 390 R	23.012	27.922	26.057 0.159	27.123 0.101	1'44.114 1'44.374	8	0.260
7	27 F. ROVELLI	ITA	Kawasaki Ninja 400	23.160 0.014	28.144	26.091	26.763	1'44.158 1'44.172	5	0.014
8	93 W. KHAN	NED	Kawasaki Ninja 400	23.103	28.011	26.169 0.131	26.959 0.017	1'44.242 1'44.390	9	0.148
9	96 I. PRATNA	INA	Yamaha YZF-R3	23.177	28.098	26.250	26.999	1'44.524 1'44.524	10	
10	14 E. DE LA VEGA	FRA	Kawasaki Ninja 400	23.065	28.031 0.026	26.100	27.328 0.069	1'44.524 1'44.619	12	0.095
11	33 D. VALLE	ESP	Yamaha YZF-R3	23.160 0.046	28.220	26.124	27.043	1'44.547 1'44.593	11	0.046
12	17 K. MEUFFELS	NED	KTM RC 390 R	23.017 0.217	27.986	26.410 0.361	27.207	1'44.620 1'45.198	16	0.578
13	69 M. HERRERA	ESP	Yamaha YZF-R3	23.053 0.336	28.210	26.404 0.030	27.136 0.073	1'44.803 1'45.242	18	0.439
14	19 L. BERNARDI	ITA	Yamaha YZF-R3	23.003 0.168	28.107	26.318 0.010	27.388	1'44.816 1'44.994	14	0.178
15	25 A. VERDOÏA	FRA	Yamaha YZF-R3	22.950 0.385	28.077	26.416 0.113	27.380	1'44.823 1'45.321	19	0.498
16	41 J. JÄHNIG	GER	KTM RC 390 R	23.168 0.063	28.046	26.117	27.503 0.098	1'44.834 1'44.995	15	0.161
17	97 M. KAPPLER	GER	KTM RC 390 R	23.316 0.169	28.179	26.197	27.146 0.218	1'44.838 1'45.225	17	0.387
18	81 M. GONZALEZ	ESP	Yamaha YZF-R3	23.216 0.037	28.392	26.182 0.024	27.053	1'44.843 1'44.904	13	0.061
19	21 B. SANCHEZ	ESP	Kawasaki Ninja 400	22.870 0.184	27.938 0.147	25.988	28.158 0.080	1'44.954 1'45.365	20	0.411
20	12 A. RUSMIPUTRO	INA	Yamaha YZF-R3	23.223 0.326	28.461	26.300	27.347	1'45.331 1'45.657	22	0.326
21	71 T. EDWARDS	AUS	Kawasaki Ninja 400	23.168	28.379 0.286	26.438	27.362	1'45.347 1'45.633	21	0.286
22	83 L. EPIS	AUS	Kawasaki Ninja 400	23.329 0.127	28.438 0.067	26.421	27.336	1'45.524 1'45.718	24	0.194
23	15 G. VAN STRAALEN	NED	KTM RC 390 R	23.243 0.115	28.413 0.052	26.403	27.471	1'45.530 1'45.697	23	0.167
24	78 J. FORAY	FRA	Kawasaki Ninja 400	23.484 0.068	28.307	26.297	27.481 0.209	1'45.569 1'45.846	25	0.277
25	28 D. KOOPMAN	NED	Yamaha YZF-R3	23.534 0.318	28.410	26.587 0.006	27.241	1'45.772 1'46.096	26	0.324
26	13 D. IOZZO	RSA	Honda CBR500R	23.514 0.118	28.444	26.462	27.783	1'46.203 1'46.321	27	0.118
27	84 J. OVERBEEKE	NED	Yamaha YZF-R3	23.671 0.046	28.364	26.660	27.636 0.814	1'46.331 1'47.191	34	0.860
28	18 A. MURLEY	GBR	Yamaha YZF-R3	23.770	28.577	26.525	27.482	1'46.354 1'46.354	28	
29	5 R. VOS	NED	KTM RC 390 R	23.436	28.424	26.815	27.804 0.415	1'46.479 1'46.894	30	0.415
30	44 S. LOCHOFF	RSA	Yamaha YZF-R3	23.326 0.311	28.828 0.243	26.552	27.781 0.059	1'46.487 1'47.100	33	0.613
31	99 P. GRASSIA	ITA	Yamaha YZF-R3	23.827 0.147	28.667	26.730	27.472	1'46.696 1'46.843	29	0.147
32	7 N. SETTIMO	ITA	Honda CBR500R	23.458 0.033	28.532 0.055	26.900	28.013	1'46.903 1'46.991	32	0.088
33	64 H. DE CANCELLIS	FRA	Yamaha YZF-R3	23.672	28.502	26.792 0.008	27.950	1'46.916 1'46.924	31	0.008

27/05/2018

These data/results cannot be reproduced, stored and/or transmitted in whole or in part by any manner of electronic, mechanical, photocopying, recording, broadcasting or otherwise now known or herein after developed without the previous express consent by the copyright owner, except for reproduction in daily press and regular printed publications on sale to the public within 60 days of the event related to those data/results and always provided that copyright symbol appears together as follows below.

© DORNA WSBK ORGANIZATION Srl 2018





PROSECCO DOC UK Round, Donington Park 25-27 May 2018

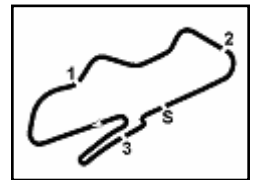
World Supersport 300 - Ideal Times Warm Up

Donington Park 4.023 m
2 / 2

No.	Rider	Nat	Bike	Seg. 1	Seg. 2	Seg. 3	Seg. 4	Ideal Time		
				Diff. 1	Diff. 2	Diff. 3	Diff. 4	Best Lap	Pos.	Diff.
34	58 T. FINOCCHIARO	GBR	Honda CBR500R	23.392 0.422	28.640	26.803	28.174	1'47.009		
35	79 T. ALONSO	POR	Yamaha YZF-R3	23.596 0.919	28.566 0.236	26.805	28.135	1'47.102	35	0.422
36	54 F. FULIGNI	ITA	Yamaha YZF-R3	23.840	29.226 0.088	27.058	27.886 0.168	1'48.010	36	1.155
37	77 K. VERWEY	GBR	Kawasaki Ninja 400	23.897	29.554	27.094	28.341 0.080	1'48.886	37	0.256
38	76 L. VERWEY	GBR	Kawasaki Ninja 400	24.546	29.545	27.520	28.718 0.288	1'48.966	38	0.080
								1'50.329	39	0.288
Overall Ideal Time				22.733	27.602	25.858	26.763	1'42.956		

27/05/2018
 These data/results cannot be reproduced, stored and/or transmitted in whole or in part by any manner of electronic, mechanical, photocopying, recording, broadcasting or otherwise now known or herein after developed without the previous express consent by the copyright owner, except for reproduction in daily press and regular printed publications on sale to the public within 60 days of the event related to those data/results and always provided that copyright symbol appears together as follows below.
 © DORNA WSBK ORGANIZATION Srl 2018





Donington Park 4.023 m

PROSECCO DOC UK Round, Donington Park 25-27 May 2018
World Supersport 300 - Chronological Analysis Warm Up

1 / 3

1° 8 M. PEREZ (1'43.926)								8° 93 W. KHAN (1'44.390)							
Lap	Seg.1	Seg.2	Seg.3	Seg.4	Lap Time	km/h	Local Time	Lap	Seg.1	Seg.2	Seg.3	Seg.4	Lap Time	km/h	Local Time
1		30.810	28.006	31.097		178,6	9:01'59.101	1		30.282	27.088	27.691		181,9	9:01'51.646
2	23.129	28.832	26.552	27.732	1'46.245	185,1	9:03'45.346	2	23.268	28.352	26.536	27.534	1'45.690	182,9	9:03'37.336
3	23.611	28.536	27.684	27.912	1'47.743	185,7	9:05'33.089	3	23.328	28.363	26.652	27.310	1'45.653	181,6	9:05'22.989
4	23.171	28.419	26.098	27.472	1'45.160	183,5	9:07'18.249	4	23.204	28.319	26.386	27.135	1'45.044	180,7	9:07'08.033
5	22.931	28.437	26.145	27.300	1'44.813	184,1	9:09'03.062	5	23.103	28.011	26.300	26.976	1'44.390	181,9	9:08'52.423
6	23.025	27.778	25.882	27.241	1'43.926	184,8	9:10'46.988	6	24.332	29.574	26.169	26.959	1'47.034	181,9	9:10'39.457
2° 2 A. CARRASCO (1'43.958)								9° 96 I. PRATNA (1'44.524)							
Lap	Seg.1	Seg.2	Seg.3	Seg.4	Lap Time	km/h	Local Time	Lap	Seg.1	Seg.2	Seg.3	Seg.4	Lap Time	km/h	Local Time
1		33.397	29.915	33.741		165,7	9:02'25.120	1		30.154	26.960	27.987		177,4	9:01'50.773
2	23.502	28.935	26.283	27.427	1'46.147	185,4	9:04'11.267	2	23.704	29.037	26.600	27.417	1'46.758	178,0	9:03'37.531
3	22.962	28.135	25.961	27.346	1'44.404	186,7	9:05'55.671	3	23.501	28.586	26.480	27.811	1'46.378	179,5	9:05'23.909
4	23.201	28.904	26.320	27.240	1'45.665	184,4	9:07'41.336	4	23.365	28.352	26.483	27.574	1'45.774	178,9	9:07'09.683
5	22.733	28.002	25.982	27.241	1'43.958	186,4	9:09'25.294	5	23.241	28.422	27.519	28.279	1'47.461	180,1	9:08'57.144
6	23.252	27.917	26.288	28.309	1'45.766	187,0	9:11'11.060	6	23.177	28.098	26.250	26.999	1'44.524	181,3	9:10'41.668
3° 20 D. LOUREIRO (1'44.069)								10° 33 D. VALLE (1'44.593)							
Lap	Seg.1	Seg.2	Seg.3	Seg.4	Lap Time	km/h	Local Time	Lap	Seg.1	Seg.2	Seg.3	Seg.4	Lap Time	km/h	Local Time
1		30.241	27.346	28.653		185,7	9:01'58.299	1		30.713	27.082	30.814		185,1	9:01'59.233
2	23.081	28.197	26.069	27.554	1'44.901	191,0	9:03'43.200	2	23.160	29.013	26.326	27.751	1'46.250	184,8	9:03'45.483
3	23.099	28.090	26.052	27.269	1'44.510	186,0	9:05'27.710	3	23.614	28.546	26.459	27.132	1'45.751	185,4	9:05'31.234
4	23.053	28.154	26.044	27.290	1'44.541	183,8	9:07'12.251	4	23.206	28.220	26.124	27.043	1'44.593	183,8	9:07'15.827
5	22.865	27.972	26.181	27.190	1'44.208	182,6	9:08'56.459	5	23.417	28.386	26.379	27.149	1'45.331	178,0	9:09'01.158
6	23.126	27.924	25.938	27.081	1'44.069	187,0	9:10'40.528	6	23.462	28.571	26.251	27.225	1'45.509	179,5	9:10'46.667
4° 27 F. ROVELLI (1'44.172)								11° 14 E. DE LA VEGA (1'44.619)							
Lap	Seg.1	Seg.2	Seg.3	Seg.4	Lap Time	km/h	Local Time	Lap	Seg.1	Seg.2	Seg.3	Seg.4	Lap Time	km/h	Local Time
1		31.151	27.564	27.872		180,1	9:01'54.235	1		34.278	30.136	31.733		158,1	9:02'23.909
2	23.313	28.762	26.541	27.100	1'45.716	182,6	9:03'39.951	2	23.623	28.237	26.771	27.841	1'46.472	181,3	9:04'10.381
3	23.160	28.791	26.620	27.086	1'45.657	181,3	9:05'25.608	3	23.390	28.031	26.251	27.328	1'45.000	181,9	9:05'55.381
4	23.432	28.773	26.488	27.174	1'45.867	180,4	9:07'11.475	4	23.065	28.057	26.100	27.397	1'44.619	184,4	9:07'40.000
5	23.174	28.617	26.425	27.242	1'45.458	181,3	9:08'56.933	5	23.129	28.330	26.203	27.525	1'45.187	184,4	9:09'25.187
6	23.174	28.144	26.091	26.763	1'44.172	182,9	9:10'41.105	6	23.195	28.321	26.264	27.471	1'45.251	182,3	9:11'10.438
5° 95 S. DEROUÉ (1'44.208)								12° 81 M. GONZALEZ (1'44.904)							
Lap	Seg.1	Seg.2	Seg.3	Seg.4	Lap Time	km/h	Local Time	Lap	Seg.1	Seg.2	Seg.3	Seg.4	Lap Time	km/h	Local Time
1		29.864	27.140	28.054		181,0	9:01'50.373	1		31.980	29.268	27.996		164,7	9:02'05.508
2	23.338	28.473	26.723	31.742	1'50.276P	181,6	9:03'40.649	2	23.449	28.807	26.182	27.324	1'45.762	182,6	9:03'51.270
3	46.378	28.594	26.259	27.733	2'08.964P	182,9	9:05'49.613	3	23.439	28.749	26.359	27.553	1'46.100	178,6	9:05'37.370
4	23.184	28.010	26.232	27.265	1'44.691	181,9	9:07'34.304	4	23.237	28.448	26.261	27.162	1'45.108	178,3	9:07'22.478
5	23.082	27.975	26.085	27.340	1'44.482	181,6	9:09'18.786	5	23.216	28.884	26.241	30.220	1'48.561	177,4	9:09'11.039
6	23.095	27.602	26.348	27.163	1'44.208	181,0	9:11'02.994	6	23.253	28.392	26.206	27.053	1'44.904	179,5	9:10'55.943
6° 55 G. HENDRA PRATAMA (1'44.283)								13° 19 L. BERNARDI (1'44.994)							
Lap	Seg.1	Seg.2	Seg.3	Seg.4	Lap Time	km/h	Local Time	Lap	Seg.1	Seg.2	Seg.3	Seg.4	Lap Time	km/h	Local Time
1		31.999	29.332	27.263		168,0	9:02'04.640	1		30.379	27.789	31.278		179,2	9:02'00.508
2	23.224	28.470	26.247	26.904	1'44.845	180,1	9:03'49.485	2	23.542	28.697	26.946	28.140	1'47.325	181,0	9:03'47.833
3	23.112	28.865	26.135	32.099	1'50.211	179,5	9:05'39.696	3	23.200	28.391	26.767	27.930	1'46.288	181,6	9:05'34.121
4	23.541	28.238	26.075	27.257	1'45.111	178,9	9:07'24.807	4	23.589	28.399	27.017	27.508	1'46.513	182,3	9:07'20.634
5	23.174	28.140	25.858	27.111	1'44.283	182,3	9:09'09.090	5	23.003	28.193	26.318	27.703	1'45.217	179,2	9:09'05.851
6	23.171	28.125	26.207	26.806	1'44.309	182,9	9:10'53.399	6	23.171	28.107	26.328	27.388	1'44.994	180,4	9:10'50.845
7° 43 L. GRUNWALD (1'44.374)								14° 41 J. JÄHNIG (1'44.995)							
Lap	Seg.1	Seg.2	Seg.3	Seg.4	Lap Time	km/h	Local Time	Lap	Seg.1	Seg.2	Seg.3	Seg.4	Lap Time	km/h	Local Time
1		30.958	27.057	28.025		184,1	9:01'53.423	1		33.280	28.259	31.794		176,0	9:02'21.701
2	23.187	28.632	26.319	27.123	1'45.261	181,3	9:03'38.684	2	23.536	28.389	26.286	28.056	1'46.267	182,6	9:04'07.968
3	23.149	28.278	26.133	27.485	1'45.045	183,8	9:05'23.729	3	23.356	28.299	26.752	27.786	1'46.193	183,5	9:05'54.161
4	23.200	28.222	26.057	27.198	1'44.677	181,6	9:07'08.406	4	23.192	28.799	26.156	27.503	1'45.650	181,9	9:07'39.811
5	23.012	27.922	26.216	27.224	1'44.374	182,3	9:08'52.780	5	23.168	28.326	26.133	27.583	1'45.210	182,3	9:09'25.021
6	23.278	28.269	26.149	27.173	1'44.869	180,7	9:10'37.649	6	23.231	28.046	26.117	27.601	1'44.995	182,3	9:11'10.016

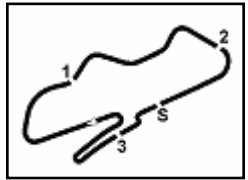
27/05/2018

P = Pits In/Out - C = Lap Time Cancelled

These data/results cannot be reproduced, stored and/or transmitted in whole or in part by any manner of electronic, mechanical, photocopying, recording, broadcasting or otherwise now known or herein after developed without the previous express consent by the copyright owner, except for reproduction in daily press and regular printed publications on sale to the public within 60 days of the event related to those data/results and always provided that copyright symbol appears together as follows below.

© DORNA WSBK ORGANIZATION Srl 2018





Donington Park 4.023 m

2 / 3

PROSECCO DOC UK Round, Donington Park 25-27 May 2018
World Supersport 300 - Chronological Analysis Warm Up

15° 17 K. MEUFFELS (1'45.198)															
Lap	Seg.1	Seg.2	Seg.3	Seg.4	Lap Time	km/h	Local Time								
1		31.733	27.280	28.149		183,8	9:02'22.705	4	23.243	28.551	26.475	27.568	1'45.837	178,0	9:07'13.790
2	23.341	28.086	26.410	27.670	1'45.507	184,1	9:04'08.212	5	23.358	28.465	26.403	27.471	1'45.697	178,3	9:08'59.487
3	23.234	27.986	26.771	27.207	1'45.198	186,7	9:05'53.410	6	23.700	28.413	27.128	27.547	1'46.788	177,2	9:10'46.275

16° 97 M. KAPPLER (1'45.225)															
Lap	Seg.1	Seg.2	Seg.3	Seg.4	Lap Time	km/h	Local Time								
1		30.669	27.099	28.935		182,9	9:02'00.618								
2	23.530	28.860	27.725	27.916	1'48.031	190,7	9:03'48.649								
3	23.316	28.324	26.399	27.650	1'45.689	186,4	9:05'34.338								
4	23.488	28.469	26.457	27.146	1'45.560	185,7	9:07'19.898								
5	23.317	28.335	26.372	27.432	1'45.456	181,9	9:09'05.354								
6	23.485	28.179	26.197	27.364	1'45.225	182,3	9:10'50.579								

17° 69 M. HERRERA (1'45.242)															
Lap	Seg.1	Seg.2	Seg.3	Seg.4	Lap Time	km/h	Local Time								
1		30.483	27.897	31.616		175,7	9:02'00.361								
2	23.597	28.513	27.065	27.675	1'46.850	185,1	9:03'47.211								
3	23.431	28.260	26.774	27.586	1'46.051	177,2	9:05'33.262								
4	23.389	28.210	26.434	27.209	1'45.242	181,3	9:07'18.504								
5	23.053	28.329	26.611	27.284	1'45.277	184,4	9:09'03.781								
6	23.384	28.404	26.404	27.136	1'45.328	178,0	9:10'49.109								

18° 25 A. VERDOÑA (1'45.321)															
Lap	Seg.1	Seg.2	Seg.3	Seg.4	Lap Time	km/h	Local Time								
1		31.370	28.463	30.123		179,5	9:01'59.701								
2	23.465	28.728	27.412	27.766	1'47.371	178,0	9:03'47.072								
3	23.739	28.788	26.926	28.022	1'47.475	185,1	9:05'34.547								
4	23.439	28.440	26.848	27.617	1'46.344	184,8	9:07'20.891								
5	22.950	28.192	26.416	28.069	1'45.627	185,7	9:09'06.518								
6	23.335	28.077	26.529	27.380	1'45.321	176,9	9:10'51.839								

19° 21 B. SANCHEZ (1'45.365)															
Lap	Seg.1	Seg.2	Seg.3	Seg.4	Lap Time	km/h	Local Time								
1		30.174	26.850	28.721		183,5	9:01'58.831								
2	22.870	28.527	26.114	28.452	1'45.963	184,1	9:03'44.794								
3	23.160	28.382	26.435	28.158	1'46.135	180,4	9:05'30.929								
4	23.021	27.979	26.041	29.050	1'46.091	188,0	9:07'17.020								
5	23.054	28.085	25.988	28.238	1'45.365	185,4	9:09'02.385								
6	23.572	27.938	26.646	28.325	1'46.481	187,0	9:10'48.866								

20° 71 T. EDWARDS (1'45.633)															
Lap	Seg.1	Seg.2	Seg.3	Seg.4	Lap Time	km/h	Local Time								
1		30.741	27.510	28.808		182,6	9:01'56.520								
2	23.711	28.823	26.539	27.935	1'47.008	183,2	9:03'43.528								
3	23.205	28.379	26.680	27.829	1'46.093	184,1	9:05'29.621								
4	23.168	28.665	26.438	27.362	1'45.633	180,7	9:07'15.254								

21° 12 A. RUSMIPUTRO (1'45.657)															
Lap	Seg.1	Seg.2	Seg.3	Seg.4	Lap Time	km/h	Local Time								
1		31.614	27.515	28.754		178,6	9:01'59.879								
2	23.484	28.976	27.079	28.254	1'47.793	181,3	9:03'47.672								
3	23.223	31.220	26.472	27.993	1'48.908	183,2	9:05'36.580								
4	23.560	29.016	26.672	27.955	1'47.203	179,2	9:07'23.783								
5	23.455	29.057	26.420	28.116	1'47.048	180,1	9:09'10.831								
6	23.549	28.461	26.300	27.347	1'45.657	182,9	9:10'56.488								

22° 15 G. VAN STRAALLEN (1'45.697)															
Lap	Seg.1	Seg.2	Seg.3	Seg.4	Lap Time	km/h	Local Time								
1		30.367	27.264	28.307		184,8	9:01'55.478								
2	23.390	28.552	26.454	27.494	1'45.890	179,8	9:03'41.368								
3	23.251	29.002	26.628	27.704	1'46.585	177,7	9:05'27.953								

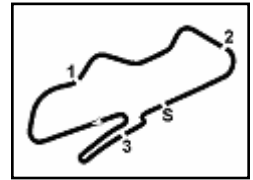
23° 83 L. EPIS (1'45.718)															
Lap	Seg.1	Seg.2	Seg.3	Seg.4	Lap Time	km/h	Local Time								
1		30.054	26.992	28.202		180,7	9:01'50.672								
2	23.380	28.547	26.603	28.001	1'46.531	181,6	9:03'37.203								
3	23.555	28.721	26.534	27.648	1'46.458	181,6	9:05'23.661								
4	23.398	28.438	26.495	27.480	1'45.811	181,6	9:07'09.472								
5	23.329	28.444	26.440	27.666	1'45.879	181,6	9:08'55.351								
6	23.456	28.505	26.421	27.336	1'45.718	181,3	9:10'41.069								

24° 78 J. FORAY (1'45.846)															
Lap	Seg.1	Seg.2	Seg.3	Seg.4	Lap Time	km/h	Local Time								
1		30.851	30.704	29.240		178,9	9:01'56.331								
2	23.813	29.047	26.880	28.077	1'47.817	184,8	9:03'44.148								
3	23.705	28.782	26.758	27.596	1'46.841	179,2	9:05'30.989								
4	23.552	28.307	26.297	27.690	1'45.846	183,2	9:07'16.835								
5	23.484	29.485	26.771	27.644	1'47.384	181,3	9:09'04.219								
6	23.604	29.732	26.638	27.481	1'47.455	177,7	9:10'51.674								

25° 28 D. KOOPMAN (1'46.096)															
Lap	Seg.1	Seg.2	Seg.3	Seg.4	Lap Time	km/h	Local Time								
1		30.531	27.999	28.134		176,3	9:01'54.957								
2	23.666	29.366	26.808	27.461	1'47.301	181,9	9:03'42.258								
3	23.757	28.795	26.587	27.661	1'46.800	178,6	9:05'29.058								
4	23.534	29.013	26.651	27.321	1'46.519	180,4	9:07'15.577								
5	23.852	28.410	26.593	27.241	1'46.096	178,3	9:09'01.673								
6	23.581	28.424	26.827	28.928	1'47.760	180,4	9:10'49.433								

26° 13 D. IOZZO (1'46.321)															
Lap	Seg.1	Seg.2	Seg.3	Seg.4	Lap Time	km/h	Local Time								
1		31.095	28.035	28.799		174,0	9:02'02.631								
2	24.231	29.552	27.314	27.988	1'49.085	176,6	9:03'51.716								
3	23.632	28.444	26.462	27.783	1'46.321	180,1	9:05'38.037								
4	23.514	29.968	26.813	29.429	1'49.724	177,7	9:07'27.761								
5	23.672	28.825	27.205	27.886	1'47.588	174,8	9:09'15.349								
6	23.800	28.960	29.083	29.241	1'51.084	174,6	9:11'06.433								

27° 18 A. MURLEY (1'46.354)													
Lap	Seg.1	Seg.2	Seg.3	Seg.4	Lap Time	km/h	Local Time</						



PROSECCO DOC UK Round, Donington Park 25-27 May 2018

World Supersport 300 - Chronological Analysis Warm Up

Donington Park 4.023 m

3 / 3

5	23.436	28.424	26.815	28.219	1'46.894	181,3	9:09'08.001
6	24.506	28.830	28.227	29.432	1'50.995	178,9	9:10'58.996

6	24.252	29.525	27.359	27.886	1'49.022	171,5	9:11'22.048
---	--------	--------	--------	--------	----------	-------	-------------

30° 64 H. DE CANCELLIS (1'46.924)							
Lap	Seg.1	Seg.2	Seg.3	Seg.4	Lap Time	km/h	Local Time
1		35.924	29.694	31.279		170,7	9:02'16.150
2	24.882	30.433	27.906	33.661	1'56.882	174,0	9:04'13.032
3	24.208	29.630	27.636	28.458	1'49.932	175,7	9:06'02.964
4	24.372	29.526	26.792	28.049	1'48.739	181,3	9:07'51.703
5	24.095	28.864	26.880	27.959	1'47.798	176,3	9:09'39.501
6	23.672	28.502	26.800	27.950	1'46.924	178,6	9:11'26.425

37° 77 K. VERWEY (1'48.966)							
Lap	Seg.1	Seg.2	Seg.3	Seg.4	Lap Time	km/h	Local Time
1		32.080	28.403	29.294		176,3	9:02'03.497
2	24.232	29.723	27.507	28.766	1'50.228	178,3	9:03'53.725
3	23.953	29.991	27.838	28.341	1'50.123	173,7	9:05'43.848
4	23.948	29.859	27.181	28.419	1'49.407	177,7	9:07'33.255
5	23.897	29.554	27.094	28.421	1'48.966	177,7	9:09'22.221
6	24.092	34.341	32.768	44.595	2'15.796P	172,6	9:11'38.017

31° 7 N. SETTIMO (1'46.991)							
Lap	Seg.1	Seg.2	Seg.3	Seg.4	Lap Time	km/h	Local Time
1		32.157	28.148	29.950		177,2	9:01'57.457
2	23.970	30.307	27.516	29.348	1'51.141	180,1	9:03'48.598
3	23.832	29.381	27.282	28.227	1'48.722	176,9	9:05'37.320
4	23.683	28.651	27.075	28.020	1'47.429	177,7	9:07'24.749
5	23.491	28.587	26.900	28.013	1'46.991	177,2	9:09'11.740
6	23.458	28.532	27.140	28.451	1'47.581	176,3	9:10'59.321

38° 76 L. VERWEY (1'50.617)							
Lap	Seg.1	Seg.2	Seg.3	Seg.4	Lap Time	km/h	Local Time
1		33.091	28.857	30.295		173,7	9:02'07.224
2	24.914	31.700	28.426	29.700	1'54.740	174,6	9:04'01.964
3	24.945	30.923	28.144	29.309	1'53.321	174,0	9:05'55.285
4	24.580	30.037	27.592	28.718	1'50.927	176,0	9:07'46.212
5	24.546	29.545	27.520	29.006	1'50.617	175,1	9:09'36.829
6	24.622	29.814	27.585	28.914	1'50.935	175,4	9:11'27.764

32° 44 S. LOCHOFF (1'47.100)							
Lap	Seg.1	Seg.2	Seg.3	Seg.4	Lap Time	km/h	Local Time
1		30.499	27.352	28.371		182,3	9:01'52.588
2	23.876	29.276	26.771	28.204	1'48.127	181,6	9:03'40.715
3	23.732	29.572	26.909	28.504	1'48.717	179,5	9:05'29.432
4	23.637	29.071	26.552	27.840	1'47.100	184,1	9:07'16.532
5	23.326	28.828	28.523	29.468	1'50.145	180,7	9:09'06.677
6	23.672	29.222	27.140	27.781	1'47.815	179,5	9:10'54.492

39° 35 E. BEST							
Lap	Seg.1	Seg.2	Seg.3	Seg.4	Lap Time	km/h	Local Time
1		31.549	28.061	28.637		179,2	9:01'56.235

33° 84 J. OVERBEEKE (1'47.191)							
Lap	Seg.1	Seg.2	Seg.3	Seg.4	Lap Time	km/h	Local Time
1		31.559	27.945	28.562		173,7	9:01'56.997
2	24.212	29.170	27.218	28.143	1'48.743	174,8	9:03'45.740
3	23.671	29.124	27.611	28.708	1'49.114	175,7	9:05'34.854
4	23.831	28.878	27.063	27.636	1'47.408	173,4	9:07'22.262
5	23.750	28.858	26.695	29.746	1'49.049	173,7	9:09'11.311
6	23.717	28.364	26.660	28.450	1'47.191	180,1	9:10'58.502

34° 58 T. FINOCCHIARO (1'47.431)							
Lap	Seg.1	Seg.2	Seg.3	Seg.4	Lap Time	km/h	Local Time
1		31.523	27.547	29.148		178,0	9:01'54.654
2	23.772	29.456	27.038	28.940	1'49.206	178,9	9:03'43.860
3	23.674	28.858	27.713	28.628	1'48.873	175,1	9:05'32.733
4	23.814	28.640	26.803	28.174	1'47.431	178,0	9:07'20.164
5	23.392	29.007	26.819	28.268	1'47.486	178,9	9:09'07.650
6	23.591	28.736	26.995	28.204	1'47.526	178,0	9:10'55.176

35° 79 T. ALONSO (1'48.257)							
Lap	Seg.1	Seg.2	Seg.3	Seg.4	Lap Time	km/h	Local Time
1		31.787	27.655	29.139		178,9	9:01'55.427
2	23.971	29.238	26.933	29.482	1'49.624	180,4	9:03'45.051
3	23.757	29.035	27.069	28.846	1'48.707	181,0	9:05'33.758
4	24.515	28.802	26.805	28.135	1'48.257	181,3	9:07'22.015
5	23.596	29.441	27.033	28.288	1'48.358	173,4	9:09'10.373
6	24.166	28.566	26.844	28.832	1'48.408	181,9	9:10'58.781

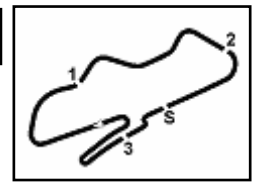
36° 54 F. FULIGNI (1'48.266)							
Lap	Seg.1	Seg.2	Seg.3	Seg.4	Lap Time	km/h	Local Time
1		34.607	30.540	30.886		160,3	9:02'07.805
2	25.625	31.342	28.195	29.274	1'54.436	171,0	9:04'02.241
3	25.016	30.830	28.267	28.387	1'52.500	172,6	9:05'54.741
4	23.840	29.314	27.058	28.054	1'48.266	175,1	9:07'43.007
5	24.092	29.226	28.565	28.136	1'50.019	171,8	9:09'33.026

27/05/2018 P = Pits In/Out - C = Lap Time Cancelled

These data/results cannot be reproduced, stored and/or transmitted in whole or in part by any manner of electronic, mechanical, photocopying, recording, broadcasting or otherwise now known or herein after developed without the previous express consent by the copyright owner, except for reproduction in daily press and regular printed publications on sale to the public within 60 days of the event related to those data/results and always provided that copyright symbol appears together as follows below.

© DORNA WSBK ORGANIZATION Srl 2018





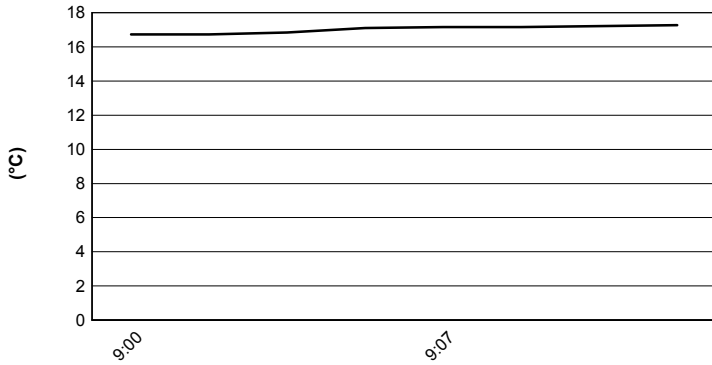
Donington Park 4.023 m

PROSECCO DOC UK Round, Donington Park 25-27 May 2018

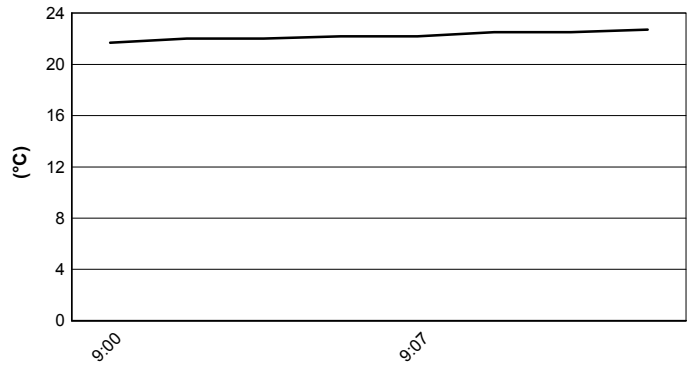
World Supersport 300 - Weather Report Warm Up

Session started 09:00 - Session ended 9:11


Air Temperature



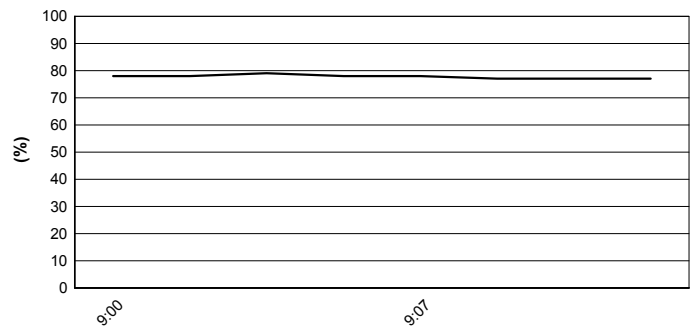
Track Temperature



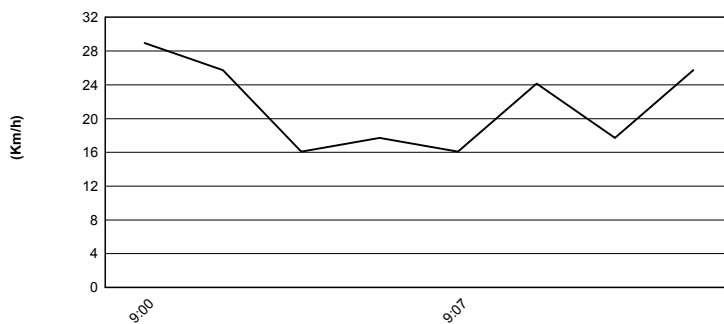
Air Pressure



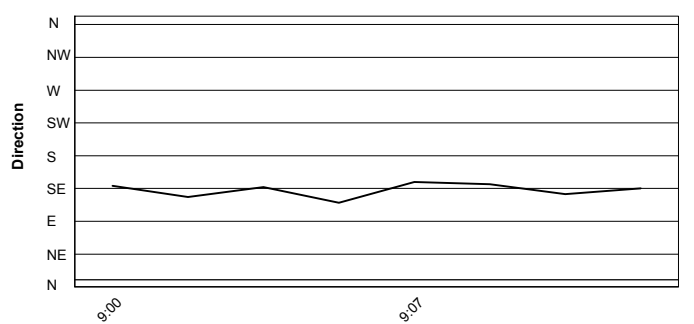
Humidity



Wind Speed



Wind Direction



27/05/2018

These data/results cannot be reproduced, stored and/or transmitted in whole or in part by any manner of electronic, mechanical, photocopying, recording, broadcasting or otherwise now known or herein after developed without the previous express consent by the copyright owner, except for reproduction in daily press and regular printed publications on sale to the public within 60 days of the event related to those data/results and always provided that copyright symbol appears together as follows below.

© DORNA WSBK ORGANIZATION Srl 2018



Official Fuel Supplier

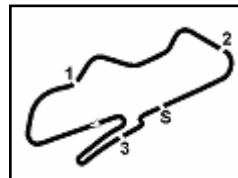


FICR PERUGIA TIMING

Official Tyre Supplier



Official Timekeeper



Donington Park 4.023 m

PROSECCO DOC UK Round, Donington Park 25-27 May 2018

World Supersport 300 - Starting Grid

13 Laps x 4,023 km = 52,299 km

1	2	17	8
CARRASCO A. Kawasaki 1'42.758 SP2	MEUFFELS K. KTM 1'42.806 SP2	PEREZ M. Kawasaki 1'43.035 SP2	
41	14	21	
JÄHNIG J. KTM 1'43.480 SP2	DE LA VEGA E. Kawasaki 1'43.515 SP2	SANCHEZ B. Kawasaki 1'43.864 SP2	
93	20	33	
KHAN W. Kawasaki 1'43.868 SP2	LOUREIRO D. Kawasaki 1'44.017 SP2	VALLE D. Yamaha 1'44.033 SP2	
95	55	25	
DEROUE S. Kawasaki 1'44.433 SP2	HENDRA PRATAMA G. Yamaha 1'44.460 SP2	VERDOIA A. Yamaha 1'44.803 SP2	
71	43	96	
EDWARDS T. Kawasaki 1'43.935 SP1	GRUNWALD L. KTM 1'44.066 SP1	PRATNA I. Yamaha 1'44.234 SP1	
81	15	83	
GONZALEZ M. Yamaha 1'44.463 SP1	VAN STRAALEN G. KTM 1'44.620 SP1	EPIS L. Kawasaki 1'44.793 SP1	
97	69	27	
KAPPLER M. KTM 1'44.863 SP1	HERRERA M. Yamaha 1'44.903 SP1	ROVELLI F. Kawasaki 1'44.913 SP1	
99	64	12	
GRASSIA P. Yamaha 1'45.174 SP1	DE CANCELLIS H. Yamaha 1'45.183 SP1	RUSMIPUTRO A. Yamaha 1'45.402 SP1	
28	18	78	
KOOPMAN D. Yamaha 1'45.733 SP1	MURLEY A. Yamaha 1'45.803 SP1	FORAY J. Kawasaki 1'45.821 SP1	
19	84	13	
BERNARDI L. Yamaha 1'45.830 SP1	OVERBEEKE J. Yamaha 1'45.844 SP1	IOZZO D. Honda 1'45.981 SP1	
35	5	44	
BEST E. Kawasaki 1'46.262 SP1	VOS R. KTM 1'46.488 SP1	LOCHOFF S. Yamaha 1'47.087 SP1	
58	54	79	
FINOCCHIARO T. Honda 1'47.138 SP1	FULIGNI F. Yamaha 1'47.400 SP1	ALONSO T. Yamaha 1'47.479 SP1	
7	77	76	
SETTIMO N. Honda 1'47.685 SP1	VERWEY K. Kawasaki 1'48.298 SP1	VERWEY L. Kawasaki 1'52.442 SP1	

27/05/2018 Jury President

..... Race Director

These data/results cannot be reproduced, stored and/or transmitted in whole or in part by any manner of electronic, mechanical, photocopying, recording, broadcasting or otherwise now known or herein after developed without the previous express consent by the copyright owner, except for reproduction in daily press and regular printed publications on sale to the public within 60 days of the event related to those data/results and always provided that copyright symbol appears together as follows below.

© DORNA WSBK ORGANIZATION Srl 2018



Official Fuel Supplier



FKR PERGOIA TIRING

Official Tyre Supplier



Official Timekeeper