

Donington Park 4.023 m

1 / 2

### PROSECCO DOC UK Round, Donington Park 25-27 May 2018

#### Superstock 1000 - Results Race

Laps 15 = 60,345 Km - Time of Race 22'31.144 - Avg. 160,784 km/h

Pos	Race	Grid	No. Rider	Nat	Team	Bike	LL	Gap	Fastest Lap	Speed	Qualifying		Ranking			
											Time	Speed	R	Tot	Pos	
1	1		<b>28 M. REITERBERGER</b>	GER	alpha Racing-Van Zon-BMW	BMW S 1000 RR	15		1'29.209	260,4	1'29.089	262,9	25	<b>86</b>	1	
2	4		<b>7 M. SCHEIB</b>	CHI	Aprilia Racing Team	Aprilia RSV4 RF	15	<b>4.148</b>	1'29.235	261,0	1'29.843	260,4	20	<b>65</b>	3	
3	2		<b>2 R. TAMBURINI</b>	ITA	Berclaz Racing Team	BMW S 1000 RR	15	<b>4.166</b>	1'29.554	263,6	1'29.373	263,6	16	<b>76</b>	2	
4	7		<b>70 L. VITALI</b>	ITA	Aprilia Racing Team	Aprilia RSV4 RF	15	<b>11.018</b>	1'30.152	263,6	1'30.502	258,5	13	<b>42</b>	5	
5	5		<b>21 F. MARINO</b>	FRA	URBIS Yamaha Motocrossing STK Team	Yamaha YZF R1	15	<b>11.419</b>	1'30.108	261,0	1'30.043	257,3	11	<b>42</b>	6	
6	6		<b>15 F. SANDI</b>	ITA	MOTOCORSA Racing	Ducati 1199 Panigale R	15	<b>14.408</b>	1'29.347	259,7	1'30.077	260,4	10	<b>52</b>	4	
7	9		<b>84 R. RUSSO</b>	ITA	C.M. Racing	Kawasaki ZX-10RR	15	<b>23.452</b>	1'30.265	259,1	1'30.770	255,4	9	<b>23</b>	8	
8	8		<b>45 J. BUEHN</b>	GER	alpha Racing-Van Zon-BMW	BMW S 1000 RR	15	<b>28.935</b>	1'31.280	258,5	1'30.646	258,5	8	<b>16</b>	11	
9	11		<b>59 A. SCHACHT</b>	DEN	EAB SCHACHT Racing Team	Ducati 1199 Panigale R	15	<b>31.359</b>	1'31.307	257,9	1'31.076	255,4	7	<b>12</b>	13	
10	10		<b>51 E. VIONNET</b>	SUI	MOTOS VIONNET	BMW S 1000 RR	15	<b>33.361</b>	1'31.284	261,0	1'30.983	257,9	6	<b>9</b>	15	
11	14		<b>16 G. RUIU</b>	ITA	Team Pedercini Racing	Kawasaki ZX-10RR	15	<b>43.639</b>	1'32.213	256,6	1'32.101	257,3	5	<b>23</b>	9	
12	13		<b>77 T. ALBERTO</b>	PHI	MOTOCORSA Racing	Ducati 1199 Panigale R	15	<b>43.805</b>	1'32.161	260,4	1'32.085	257,9	4	<b>7</b>	18	
13	12		<b>23 L. SALVADORI</b>	ITA	Berclaz Racing Team	BMW S 1000 RR	15	<b>52.227</b>	1'31.730	260,4	1'31.483	257,9	3	<b>20</b>	10	
14	15		<b>31 V. SUCHET</b>	SUI	Flembbo Leader Team	Kawasaki ZX-10RR	15	<b>1'02.806</b>	1'33.275	253,0	1'32.200	254,2	2	<b>5</b>	20	
15	16		<b>46 M. CUDEVILLE</b>	FRA	Flembbo Leader Team	Kawasaki ZX-10RR	15	<b>1'04.741</b>	1'33.184	253,6	1'33.189	254,2	1	<b>2</b>	23	
-----Not Classified-----																
RET	3		<b>52 A. DELBIANCO</b>	ITA	GULF ALTHEA BMW Racing Team	BMW S 1000 RR	0				262,9	1'29.495	263,6		<b>15</b>	12

AIR	Humidity:	63%	Temp:	23°C
TRACK	Condition:	Dry	Temp:	32°C

Records	Pole (QP)	2018	M.Reiterberger	1'29.089	162,57 Km/h
	Race (RC)	2016	R.De Rosa	1'29.800	161,28 Km/h
	Circuit (QP)	2018	M.Reiterberger	1'29.089	162,57 Km/h
Race Fastest Lap	(New Record)	Lap 2	M.Reiterberger	1'29.209	162,35 Km/h

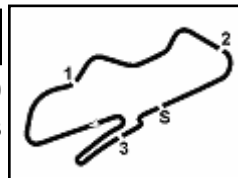
LAP LEADERS				
No. Rider	From	To	Laps	Total
<b>28 M. REITERBERGER</b>	1	15	15	15

TOTAL LEADER LAPS	
No. Rider	Laps
<b>28 M. REITERBERGER</b>	36
<b>7 M. SCHEIB</b>	12
<b>11 M. FERRARI</b>	6
<b>15 F. SANDI</b>	2

Start 27/05/2018 15:15 End 15:39 The results are provisional until the end of the time limit for protests and appeals and the completion of the technical checks.

These data/results cannot be reproduced, stored and/or transmitted in whole or in part by any manner of electronic, mechanical, photocopying, recording, broadcasting or otherwise now known or herein after developed without the previous express consent by the copyright owner, except for reproduction in daily press and regular printed publications on sale to the public within 60 days of the event related to those data/results and always provided that copyright symbol appears together as follows below.

© DORNA WSBK ORGANIZATION Srl 2018



## PROSECCO DOC UK Round, Donington Park 25-27 May 2018

### Superstock 1000 - Results Race

#### Race Highlights

Time	No. Rider	Description
15.13.01		Warm-up Lap Start
15.15.33		Start
15.16.48	52 Delbianco	Crashed - Turn 11
15.17.23	52 Delbianco	Out
15.18.10		No Jump Start
15.19.23		New Lap Record
15.39.05		End Of Session

27/05/2018      Start      End      The results are provisional until the end of the time limit for protests and appeals and the completion of the technical checks.

These data/results cannot be reproduced, stored and/or transmitted in whole or in part by any manner of electronic, mechanical, photocopying, recording, broadcasting or otherwise now known or herein after developed without the previous express consent by the copyright owner, except for reproduction in daily press and regular printed publications on sale to the public within 60 days of the event related to those data/results and always provided that copyright symbol appears together as follows below.

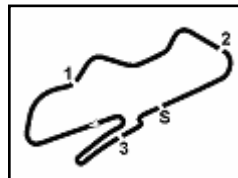
© DORNA WSBK ORGANIZATION Srl 2018





7.2

STK1000  
120/03



Donington Park 4.023 m

1 / 2

PROSECCO DOC UK Round, Donington Park 25-27 May 2018

Superstock 1000 - Lap Chart Race

		Lap														
	1	2	3	4	5	6	7	8	9	10	11	12	13	14	15	
1	28	28	28	28	28	28	28	28	28	28	28	28	28	28	28	
2	7	7	7	7	7	7	7	7	7	7	7	7	7	7	7	
3	15	15	15	15	15	15	2	2	2	2	2	2	2	2	2	
4	2	2	2	2	2	2	15	15	15	15	15	70	70	70	70	
5	21	21	21	21	21	21	21	21	70	70	70	70	15	21	21	
6	70	70	70	70	70	70	70	21	21	21	21	21	15	15	15	
7	84	84	84	84	84	84	84	84	84	84	84	84	84	84	84	
8	59	45	45	45	45	45	45	45	45	45	45	45	45	45	45	
9	45	59	59	59	59	51	51	51	51	51	51	51	59	59	59	
10	23	51	51	51	51	59	59	59	59	59	59	59	51	51	51	
11	51	23	23	23	23	23	23	16	16	16	16	16	16	16	16	
12	16	16	16	16	16	16	16	23	77	77	77	77	77	77	77	
13	77	77	77	77	77	77	77	77	23	23	23	23	23	23	23	
14	31	31	31	31	31	31	31	31	31	31	31	31	31	31	31	
15	46	46	46	46	46	46	46	46	46	46	46	46	46	46	46	

Final Result			
1	28	M. REITERBERGER	Laps 15
2	7	M. SCHEIB	4.148
3	2	R. TAMBURINI	4.166
4	70	L. VITALI	11.018
5	21	F. MARINO	11.419
6	15	F. SANDI	14.408
7	84	R. RUSSO	23.452
8	45	J. BUEHN	28.935
9	59	A. SCHACHT	31.359
10	51	E. VIONNET	33.361
11	16	G. RUIU	43.639
12	77	T. ALBERTO	43.805
13	23	L. SALVADORI	52.227
14	31	V. SUCHET	1'02.806
15	46	M. CUDEVILLE	1'04.741
RET	52	A. DELBIANCO	

27/05/2018

These data/results cannot be reproduced, stored and/or transmitted in whole or in part by any manner of electronic, mechanical, photocopying, recording, broadcasting or otherwise now known or herein after developed without the previous express consent by the copyright owner, except for reproduction in daily press and regular printed publications on sale to the public within 60 days of the event related to those data/results and always provided that copyright symbol appears together as follows below.

© DORNA WSBK ORGANIZATION Srl 2018

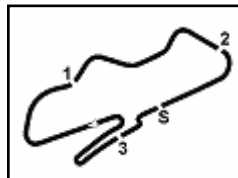
FCR PERUGIA TIMING



Official Tyre Supplier



Official Timekeeper


**PROSECCO DOC UK Round, Donington Park 25-27 May 2018**
**Superstock 1000 - Lap Chart Race**
**Lap 1**

1	28 M.Reiterberger	15:16'58.397
2	7 M.Scheib	0.628
3	15 F.Sandi	1.167
4	2 R.Tamburini	1.564
5	21 F.Marino	2.019
6	70 L.Vitali	2.257
7	84 R.Russo	3.152
8	59 A.Schacht	3.884
9	45 J.Buehn	4.111
10	23 L.Salvadori	4.499
11	51 E.Vionnet	4.676
12	16 G.Ruii	5.104
13	77 T.Alberto	5.371
14	31 V.Suchet	6.087
15	46 M.Cudeville	6.759

5	21 F.Marino	4.881
6	70 L.Vitali	5.095
7	84 R.Russo	7.680
8	45 J.Buehn	12.114
9	59 A.Schacht	12.911
10	51 E.Vionnet	12.965
11	23 L.Salvadori	14.691
12	16 G.Ruii	16.497
13	77 T.Alberto	16.795
14	31 V.Suchet	22.869
15	46 M.Cudeville	24.227

11	16 G.Ruii	28.439
12	77 T.Alberto	29.047
13	23 L.Salvadori	29.193
14	31 V.Suchet	37.971
15	46 M.Cudeville	42.647

**Lap 14**

1	28 M.Reiterberger	15:36'26.102
2	7 M.Scheib	4.047
3	2 R.Tamburini	4.194
4	70 L.Vitali	10.438
5	21 F.Marino	11.270
6	15 F.Sandi	12.431
7	84 R.Russo	22.063
8	45 J.Buehn	27.313
9	59 A.Schacht	29.867
10	51 E.Vionnet	30.869
11	16 G.Ruii	41.529
12	77 T.Alberto	42.170
13	23 L.Salvadori	47.827
14	31 V.Suchet	58.652
15	46 M.Cudeville	1'01.859

**Lap 2**

1	28 M.Reiterberger	15:18'27.606
2	7 M.Scheib	0.654
3	15 F.Sandi	1.752
4	2 R.Tamburini	1.983
5	21 F.Marino	3.006
6	70 L.Vitali	3.242
7	84 R.Russo	4.672
8	45 J.Buehn	6.454
9	59 A.Schacht	6.743
10	51 E.Vionnet	6.883
11	23 L.Salvadori	7.141
12	16 G.Ruii	8.108
13	77 T.Alberto	8.323
14	31 V.Suchet	10.153
15	46 M.Cudeville	10.734

**Lap 6**

1	28 M.Reiterberger	15:24'26.068
2	7 M.Scheib	0.536
3	15 F.Sandi	1.825
4	2 R.Tamburini	2.925
5	21 F.Marino	5.560
6	70 L.Vitali	5.997
7	84 R.Russo	9.847
8	45 J.Buehn	13.987
9	51 E.Vionnet	14.815
10	59 A.Schacht	15.477
11	23 L.Salvadori	18.092
12	16 G.Ruii	19.161
13	77 T.Alberto	19.490
14	31 V.Suchet	26.927
15	46 M.Cudeville	29.146

**Lap 10**

1	28 M.Reiterberger	15:30'25.147
2	7 M.Scheib	2.538
3	2 R.Tamburini	4.043
4	15 F.Sandi	6.060
5	70 L.Vitali	8.942
6	21 F.Marino	9.346
7	84 R.Russo	17.037
8	45 J.Buehn	20.791
9	51 E.Vionnet	21.688
10	59 A.Schacht	22.276
11	16 G.Ruii	31.229
12	77 T.Alberto	31.334
13	23 L.Salvadori	32.480
14	31 V.Suchet	41.802
15	46 M.Cudeville	46.978

**Lap 15**

1	28 M.Reiterberger	15:37'56.844
2	7 M.Scheib	4.148
3	2 R.Tamburini	4.166
4	70 L.Vitali	11.018
5	21 F.Marino	11.419
6	15 F.Sandi	14.408
7	84 R.Russo	23.452
8	45 J.Buehn	28.935
9	59 A.Schacht	31.359
10	51 E.Vionnet	33.361
11	16 G.Ruii	43.639
12	77 T.Alberto	43.805
13	23 L.Salvadori	52.227
14	31 V.Suchet	1'02.806
15	46 M.Cudeville	1'04.741

**Lap 3**

1	28 M.Reiterberger	15:19'57.027
2	7 M.Scheib	0.541
3	15 F.Sandi	1.974
4	2 R.Tamburini	2.214
5	21 F.Marino	3.693
6	70 L.Vitali	3.979
7	84 R.Russo	5.516
8	45 J.Buehn	8.493
9	59 A.Schacht	8.957
10	51 E.Vionnet	9.158
11	23 L.Salvadori	9.450
12	16 G.Ruii	11.007
13	77 T.Alberto	11.205
14	31 V.Suchet	14.529
15	46 M.Cudeville	15.080

**Lap 7**

1	28 M.Reiterberger	15:25'55.697
2	7 M.Scheib	0.835
3	2 R.Tamburini	3.453
4	15 F.Sandi	3.967
5	21 F.Marino	6.260
6	70 L.Vitali	6.520
7	84 R.Russo	11.746
8	45 J.Buehn	15.817
9	51 E.Vionnet	16.470
10	59 A.Schacht	17.399
11	23 L.Salvadori	21.928
12	16 G.Ruii	22.303
13	77 T.Alberto	22.517
14	31 V.Suchet	30.769
15	46 M.Cudeville	33.961

**Lap 11**

1	28 M.Reiterberger	15:31'55.000
2	7 M.Scheib	3.398
3	2 R.Tamburini	4.363
4	15 F.Sandi	7.749
5	70 L.Vitali	9.388
6	21 F.Marino	9.893
7	84 R.Russo	18.858
8	45 J.Buehn	22.501
9	51 E.Vionnet	23.708
10	59 A.Schacht	24.115
11	16 G.Ruii	34.392
12	77 T.Alberto	34.652
13	23 L.Salvadori	35.921
14	31 V.Suchet	45.855
15	46 M.Cudeville	51.274

**Lap 4**

1	28 M.Reiterberger	15:21'26.614
2	7 M.Scheib	0.508
3	15 F.Sandi	2.212
4	2 R.Tamburini	2.549
5	21 F.Marino	4.394
6	70 L.Vitali	4.606
7	84 R.Russo	6.527
8	45 J.Buehn	10.333
9	59 A.Schacht	11.094
10	51 E.Vionnet	11.253
11	23 L.Salvadori	11.871
12	16 G.Ruii	13.903
13	77 T.Alberto	14.110
14	31 V.Suchet	19.005
15	46 M.Cudeville	19.813

**Lap 8**

1	28 M.Reiterberger	15:27'25.276
2	7 M.Scheib	1.381
3	2 R.Tamburini	3.736
4	15 F.Sandi	4.755
5	21 F.Marino	7.294
6	70 L.Vitali	7.454
7	84 R.Russo	13.826
8	45 J.Buehn	17.518
9	51 E.Vionnet	18.322
10	59 A.Schacht	19.254
11	16 G.Ruii	25.419
12	23 L.Salvadori	25.911
13	77 T.Alberto	26.161
14	31 V.Suchet	34.467
15	46 M.Cudeville	38.466

**Lap 12**

1	28 M.Reiterberger	15:33'25.402
2	7 M.Scheib	3.664
3	2 R.Tamburini	4.049
4	15 F.Sandi	8.819
5	70 L.Vitali	9.401
6	21 F.Marino	9.876
7	84 R.Russo	19.934
8	45 J.Buehn	23.805
9	51 E.Vionnet	25.954
10	59 A.Schacht	26.379
11	16 G.Ruii	36.771
12	77 T.Alberto	36.920
13	23 L.Salvadori	39.100
14	31 V.Suchet	50.017
15	46 M.Cudeville	54.843

**Lap 5**

1	28 M.Reiterberger	15:22'56.403
2	7 M.Scheib	0.499
3	15 F.Sandi	1.770
4	2 R.Tamburini	2.314

**Lap 9**

1	28 M.Reiterberger	15:28'55.253
2	7 M.Scheib	1.872
3	2 R.Tamburini	3.895
4	15 F.Sandi	5.044
5	70 L.Vitali	8.338
6	21 F.Marino	8.745
7	84 R.Russo	15.431
8	45 J.Buehn	18.922
9	51 E.Vionnet	19.899
10	59 A.Schacht	20.584

**Lap 13**

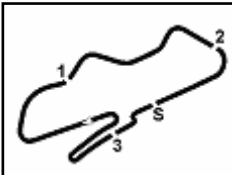
1	28 M.Reiterberger	15:34'55.782
2	7 M.Scheib	3.772
3	2 R.Tamburini	4.137
4	70 L.Vitali	9.869
5	15 F.Sandi	10.440
6	21 F.Marino	10.710
7	84 R.Russo	20.801
8	45 J.Buehn	25.497
9	59 A.Schacht	28.243
10	51 E.Vionnet	28.418
11	16 G.Ruii	39.065
12	77 T.Alberto	39.505
13	23 L.Salvadori	43.176
14	31 V.Suchet	53.632
15	46 M.Cudeville	58.293

27/05/2018

These data/results cannot be reproduced, stored and/or transmitted in whole or in part by any manner of electronic, mechanical, photocopying, recording, broadcasting or otherwise now known or herein after developed without the previous express consent by the copyright owner, except for reproduction in daily press and regular printed publications on sale to the public within 60 days of the event related to those data/results and always provided that copyright symbol appears together as follows below.

© DORNA WSBK ORGANIZATION Srl 2018




**7.3**
**STK1000**  
**120/03**


Donington Park 4.023 m

**PROSECCO DOC UK Round, Donington Park 25-27 May 2018**
**Superstock 1000 - Best Sector & Speed Race**
**RESULTS**

Pos	Driver	Motorcycle	Laps
1	28 M. REITERBERGER	BMW S 1000 RR	Laps 15
2	7 M. SCHEIB	Aprilia RSV4 RF	4.148
3	2 R. TAMBURINI	BMW S 1000 RR	4.166
4	70 L. VITALI	Aprilia RSV4 RF	11.018
5	21 F. MARINO	Yamaha YZF R1	11.419
6	15 F. SANDI	Ducati 1199 Panigale R	14.408
7	84 R. RUSSO	Kawasaki ZX-10RR	23.452
8	45 J. BUEHN	BMW S 1000 RR	28.935
9	59 A. SCHACHT	Ducati 1199 Panigale R	31.359
10	51 E. VIONNET	BMW S 1000 RR	33.361
11	16 G. RUIU	Kawasaki ZX-10RR	43.639
12	77 T. ALBERTO	Ducati 1199 Panigale R	43.805
13	23 L. SALVADORI	BMW S 1000 RR	52.227
14	31 V. SUCHET	Kawasaki ZX-10RR	1'02.806
15	46 M. CUDEVILLE	Kawasaki ZX-10RR	1'04.741
RET	52 A. DELBIANCO	BMW S 1000 RR	

**SPEED**

Pos	Driver	Motorcycle	Speed
1	70 L. VITALI	Aprilia RSV4 RF	263,6
2	2 R. TAMBURINI	BMW S 1000 RR	263,6
3	52 A. DELBIANCO	BMW S 1000 RR	262,9
4	21 F. MARINO	Yamaha YZF R1	261,0
5	51 E. VIONNET	BMW S 1000 RR	261,0
6	7 M. SCHEIB	Aprilia RSV4 RF	261,0
7	77 T. ALBERTO	Ducati 1199 Panigale R	260,4
8	28 M. REITERBERGER	BMW S 1000 RR	260,4
9	23 L. SALVADORI	BMW S 1000 RR	260,4
10	15 F. SANDI	Ducati 1199 Panigale R	259,7
11	84 R. RUSSO	Kawasaki ZX-10RR	259,1
12	45 J. BUEHN	BMW S 1000 RR	258,5
13	59 A. SCHACHT	Ducati 1199 Panigale R	257,9
14	16 G. RUIU	Kawasaki ZX-10RR	256,6
15	46 M. CUDEVILLE	Kawasaki ZX-10RR	253,6
16	31 V. SUCHET	Kawasaki ZX-10RR	253,0

**SEG. 1**

1	15 F. SANDI	19.105
2	7 M. SCHEIB	19.118
3	2 R. TAMBURINI	19.166
4	28 M. REITERBERGER	19.190
5	70 L. VITALI	19.329
6	21 F. MARINO	19.378
7	84 R. RUSSO	19.387
8	45 J. BUEHN	19.474
9	59 A. SCHACHT	19.540
10	51 E. VIONNET	19.678
11	23 L. SALVADORI	19.700
12	16 G. RUIU	19.710
13	77 T. ALBERTO	19.720
14	31 V. SUCHET	19.879
15	46 M. CUDEVILLE	20.085
16	52 A. DELBIANCO	23.177

**SEG. 2**

1	7 M. SCHEIB	24.305
2	15 F. SANDI	24.343
3	28 M. REITERBERGER	24.402
4	2 R. TAMBURINI	24.406
5	21 F. MARINO	24.493
6	70 L. VITALI	24.548
7	84 R. RUSSO	24.691
8	52 A. DELBIANCO	24.772
9	51 E. VIONNET	24.892
10	45 J. BUEHN	24.897
11	59 A. SCHACHT	24.916
12	16 G. RUIU	24.974
13	23 L. SALVADORI	25.011
14	77 T. ALBERTO	25.153
15	46 M. CUDEVILLE	25.491
16	31 V. SUCHET	25.606

**SEG. 3**

1	28 M. REITERBERGER	22.270
2	2 R. TAMBURINI	22.311
3	70 L. VITALI	22.311
4	7 M. SCHEIB	22.324
5	21 F. MARINO	22.370
6	15 F. SANDI	22.417
7	52 A. DELBIANCO	22.449
8	84 R. RUSSO	22.486
9	23 L. SALVADORI	22.687
10	59 A. SCHACHT	22.712
11	51 E. VIONNET	22.720
12	77 T. ALBERTO	22.818
13	45 J. BUEHN	22.863
14	16 G. RUIU	22.905
15	46 M. CUDEVILLE	23.204
16	31 V. SUCHET	23.385

**SEG. 4**

1	28 M. REITERBERGER	23.210
2	7 M. SCHEIB	23.438
3	15 F. SANDI	23.462
4	2 R. TAMBURINI	23.543
5	70 L. VITALI	23.560
6	84 R. RUSSO	23.650
7	45 J. BUEHN	23.656
8	21 F. MARINO	23.702
9	51 E. VIONNET	23.719
10	77 T. ALBERTO	23.933
11	23 L. SALVADORI	24.010
12	59 A. SCHACHT	24.031
13	31 V. SUCHET	24.033
14	46 M. CUDEVILLE	24.294
15	16 G. RUIU	24.320

27/05/2018

These data/results cannot be reproduced, stored and/or transmitted in whole or in part by any manner of electronic, mechanical, photocopying, recording, broadcasting or otherwise now known or herein after developed without the previous express consent by the copyright owner, except for reproduction in daily press and regular printed publications on sale to the public within 60 days of the event related to those data/results and always provided that copyright symbol appears together as follows below.

© DORNA WSBK ORGANIZATION Srl 2018

**FICR PERUGIA TIMING**


Official Tyre Supplier

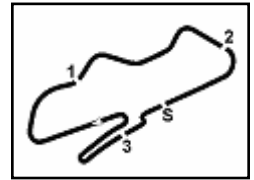


Official Timekeeper



7.4

STK1000  
120/03



Donington Park 4.023 m

### PROSECCO DOC UK Round, Donington Park 25-27 May 2018

#### Superstock 1000 - Chronological Analysis Race

Start at 15:15'25.700

1 / 3

1° 28 M. REITERBERGER (1'29.209)							
Lap	Seg.1	Seg.2	Seg.3	Seg.4	Lap Time	km/h	Local Time
1		24.658	22.352	23.357	1'32.697	259,7	15:16'58.397
2	<b>19.190</b>	<b>24.402</b>	<b>22.270</b>	23.347	<b>1'29.209</b>	<b>260,4</b>	15:18'27.606
3	19.315	24.521	22.375	<b>23.210</b>	1'29.421	259,7	15:19'57.027
4	19.287	24.573	22.436	23.291	1'29.587	258,5	15:21'26.614
5	19.269	24.626	22.534	23.360	1'29.789	257,9	15:22'56.403
6	19.291	24.562	22.403	23.409	1'29.665	259,7	15:24'26.068
7	19.231	24.696	22.405	23.297	1'29.629	259,7	15:25'55.697
8	19.265	24.539	22.401	23.374	1'29.579	<b>260,4</b>	15:27'25.276
9	19.327	24.657	22.406	23.587	1'29.977	259,1	15:28'55.253
10	19.364	24.638	22.455	23.437	1'29.894	257,9	15:30'25.147
11	19.344	24.677	22.456	23.376	1'29.853	258,5	15:31'55.000
12	19.434	24.730	22.517	23.721	1'30.402	259,7	15:33'25.402
13	19.462	24.799	22.507	23.612	1'30.380	259,1	15:34'55.782
14	19.520	24.780	22.443	23.577	1'30.320	<b>260,4</b>	15:36'26.104
15	19.491	24.810	22.570	23.871	1'30.742	258,5	15:37'56.844

2° 7 M. SCHEIB (1'29.235)							
Lap	Seg.1	Seg.2	Seg.3	Seg.4	Lap Time	km/h	Local Time
1		24.496	22.424	23.461	1'33.325	259,7	15:16'59.025
2	<b>19.118</b>	<b>24.305</b>	<b>22.324</b>	23.488	<b>1'29.235</b>	256,6	15:18'28.260
3	19.183	24.335	22.352	<b>23.438</b>	1'29.308	259,7	15:19'57.568
4	19.214	24.416	22.363	23.561	1'29.554	<b>261,0</b>	15:21'27.122
5	19.411	24.454	22.407	23.508	1'29.780	259,1	15:22'56.902
6	19.289	24.521	22.397	23.495	1'29.702	258,5	15:24'26.604
7	19.234	24.617	22.508	23.569	1'29.928	259,1	15:25'56.532
8	19.394	24.707	22.457	23.567	1'30.125	257,3	15:27'26.657
9	19.541	24.779	22.539	23.609	1'30.468	256,6	15:28'57.125
10	19.476	24.749	22.596	23.739	1'30.560	256,0	15:30'27.685
11	19.552	24.944	22.558	23.659	1'30.713	256,0	15:31'58.398
12	19.436	24.840	22.396	23.996	1'30.668	257,9	15:33'29.066
13	19.494	24.887	22.484	23.623	1'30.488	257,3	15:34'59.554
14	19.417	24.941	22.562	23.675	1'30.595	257,9	15:36'30.149
15	19.514	24.965	22.627	23.737	1'30.843	256,0	15:38'00.992

3° 2 R. TAMBURINI (1'29.554)							
Lap	Seg.1	Seg.2	Seg.3	Seg.4	Lap Time	km/h	Local Time
1		24.824	22.460	23.629	1'34.261	260,4	15:16'59.961
2	19.221	24.484	22.350	23.573	1'29.628	262,3	15:18'29.589
3	19.313	24.485	<b>22.311</b>	<b>23.543</b>	1'29.652	<b>263,6</b>	15:19'59.241
4	19.369	24.508	22.449	23.596	1'29.922	<b>263,6</b>	15:21'29.163
5	<b>19.166</b>	<b>24.406</b>	22.378	23.604	<b>1'29.554</b>	261,6	15:22'58.717
6	19.641	24.495	22.453	23.687	1'30.276	257,9	15:24'28.993
7	19.258	24.647	22.538	23.714	1'30.157	262,3	15:25'59.150
8	19.312	24.554	22.415	23.581	1'29.862	261,6	15:27'29.012
9	19.402	24.589	22.463	23.682	1'30.136	259,7	15:28'59.148
10	19.300	24.665	22.482	23.595	1'30.042	259,1	15:30'29.190
11	19.328	24.625	22.541	23.679	1'30.173	261,6	15:31'59.363
12	19.321	24.731	22.396	23.640	1'30.088	<b>263,6</b>	15:33'29.451
13	19.389	24.906	22.490	23.683	1'30.468	256,6	15:34'59.919
14	19.280	24.898	22.510	23.689	1'30.377	259,1	15:36'30.296
15	19.468	25.066	22.538	23.642	1'30.714	259,1	15:38'01.010

4° 70 L. VITALI (1'30.152)							
Lap	Seg.1	Seg.2	Seg.3	Seg.4	Lap Time	km/h	Local Time
1		25.099	22.479	<b>23.560</b>	1'34.954	261,6	15:17'00.654
2	19.427	24.602	22.472	23.693	1'30.194	262,3	15:18'30.848
3	19.504	24.622	<b>22.311</b>	23.721	1'30.158	<b>263,6</b>	15:20'01.006
4	19.424	24.558	22.351	23.881	1'30.214	262,3	15:21'31.220
5	19.477	24.628	22.449	23.724	1'30.278	258,5	15:23'01.498
6	19.582	24.667	22.529	23.789	1'30.567	259,1	15:24'32.065
7	19.454	<b>24.548</b>	22.506	23.644	<b>1'30.152</b>	257,3	15:26'02.217
8	19.475	24.637	22.612	23.789	1'30.513	259,7	15:27'32.730

9	19.629	24.955	22.628	23.649	1'30.861	258,5	15:29'03.591
10	19.465	24.884	22.512	23.637	1'30.498	257,9	15:30'34.089
11	<b>19.329</b>	24.767	22.583	23.620	1'30.299	256,0	15:32'04.388
12	19.482	24.818	22.546	23.569	1'30.415	260,4	15:33'34.803
13	19.518	24.725	22.694	23.911	1'30.848	261,0	15:35'05.651
14	19.591	24.919	22.652	23.727	1'30.889	258,5	15:36'36.540
15	19.678	24.901	22.832	23.911	1'31.322	254,2	15:38'07.862

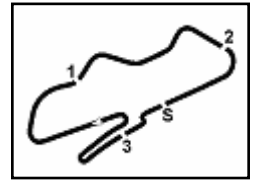
5° 21 F. MARINO (1'30.108)							
Lap	Seg.1	Seg.2	Seg.3	Seg.4	Lap Time	km/h	Local Time
1		24.952	22.473	23.876	1'34.716	<b>261,0</b>	15:17'00.416
2	19.475	24.497	22.427	23.797	1'30.196	257,3	15:18'30.612
3	19.434	24.581	22.391	<b>23.702</b>	<b>1'30.108</b>	257,9	15:20'00.720
4	19.449	24.565	22.393	23.881	1'30.288	256,6	15:21'31.008
5	19.449	24.570	<b>22.370</b>	23.887	1'30.276	257,3	15:23'01.284
6	19.515	24.620	22.463	23.746	1'30.344	257,3	15:24'31.628
7	19.511	<b>24.493</b>	22.479	23.846	1'30.329	257,3	15:26'01.957
8	19.498	24.646	22.498	23.971	1'30.613	257,3	15:27'32.570
9	19.982	25.000	22.527	23.919	1'31.428	259,1	15:29'03.998
10	19.482	24.692	22.439	23.882	1'30.495	256,6	15:30'34.493
11	19.438	24.579	22.400	23.983	1'30.400	258,5	15:32'04.893
12	<b>19.378</b>	24.667	22.505	23.835	1'30.385	259,7	15:33'35.278
13	19.503	24.539	22.693	24.479	1'31.214	259,1	15:35'06.492
14	19.605	24.817	22.595	23.863	1'30.880	259,7	15:36'37.372
15	19.534	24.730	22.569	24.058	1'30.891	256,0	15:38'08.263

6° 15 F. SANDI (1'29.347)							
Lap	Seg.1	Seg.2	Seg.3	Seg.4	Lap Time	km/h	Local Time
1		24.512	22.735	23.932	1'33.864	<b>259,7</b>	15:16'59.564
2	19.339	24.507	22.486	<b>23.462</b>	1'29.794	257,3	15:18'29.358
3	19.147	24.423	22.535	23.538	1'29.643	257,3	15:19'59.001
4	19.366	24.517	22.458	23.484	1'29.825	257,9	15:21'28.826
5	<b>19.105</b>	<b>24.343</b>	<b>22.417</b>	<b>23.482</b>	<b>1'29.347</b>	256,0	15:22'58.173
6	19.180	24.373	22.584	23.583	1'29.720	257,9	15:24'27.893
7	19.206	24.421	22.488	25.656	1'31.771	258,5	15:25'59.664
8	19.362	24.602	22.685	23.718	1'30.367	259,1	15:27'30.031
9	19.389	24.567	22.472	23.838	1'30.266	259,1	15:29'00.297
10	19.378	24.728	22.759	24.045	1'30.910	257,9	15:30'31.207
11	19.518	24.690	23.075	24.259	1'31.542	257,3	15:32'02.749
12	19.598	24.709	23.008	24.157	1'31.472	257,3	15:33'34.221
13	19.607	24.860	22.994	24.540	1'32.001	255,4	15:35'06.222
14	19.671	24.878	23.431	24.331	1'32.311	254,2	15:36'38.533
15	20.079	24.993	23.291	24.356	1'32.719	244,9	15:38'11.252

7° 84 R. RUSSO (1'30.265)							
Lap	Seg.1	Seg.2	Seg.3	Seg.4	Lap Time	km/h	Local Time
1		25.401	22.968	23.898	1'35.849	<b>259,1</b>	15:17'01.549
2	<b>19.387</b>	24.846	22.643	23.853	1'30.729	255,4	15:18'32.278
3	19.438	<b>24.691</b>	<b>22.486</b>	<b>23.650</b>	<b>1'30.265</b>	<b>259,1</b>	15:20'02.543
4	19.583	24.719	<b>22.486</b>	23.810	1'30.598	<b>259,1</b>	15:21'33.141
5	19.400	24.932	22.490	24.120	1'30.942	257,3	15:23'04.083
6	19.456	25.165	22.511	24.700	1'31.832	254,8	15:24'35.915
7	19.671	24.964	22.744	24.149	1'31.528	251,8	15:26'07.443
8	19.826	25.036	22.626	24.171	1'31.659	256,0	15:27'39.102
9	19.738	24.995	22.728	24.121	1'31.582	254,2	15:29'10.684
10	19.869	25.052	22.625	23.954	1'31.500	254,2	15:30'42.184
11	20.011	24.918	22.750	23.995	1'31.674	254,2	15:32'13.858
12	19.639	25.009	22.701	24.129	1'31.478	256,0	15:33'45.336
13	19.644	24.872	22.642	24.089	1'31.247	255,4	15:35'16.583
14	19.727	24.933	22.837	24.085	1'31.582	255,4	15:36'48.165
15	19.880	24.975	22.939	24.337	1'32.131	250,7	15:38'20.296

8° 45 J. BUEHN (1'31.280)							
Lap	Seg.1	Seg.2	Seg.3	Seg.4	Lap Time	km/h	Local Time
1							
2							
3							
4							
5							
6							
7							
8							
9							
10							





### PROSECCO DOC UK Round, Donington Park 25-27 May 2018

#### Superstock 1000 - Chronological Analysis Race

Start at 15:15'25.700

**2 / 3**

1	19.585	24.961	23.044	23.962	1'31.552	<b>258.5</b>	15:18'34.060	11	20.015	25.527	23.036	24.438	1'33.016	254.2	15:32'29.392
2	19.555	25.270	22.979	<b>23.656</b>	1'31.460	<b>258.5</b>	15:20'05.520	12	19.880	25.343	23.111	24.447	1'32.781	256.0	15:34'02.173
3	19.600	25.099	22.875	23.853	1'31.427	257.3	15:21'36.947	13	19.948	25.156	22.985	24.585	1'32.674	254.8	15:35'34.847
4	<b>19.474</b>	25.136	23.014	23.946	1'31.570	254.2	15:23'08.517	14	19.838	25.322	23.151	24.473	1'32.784	254.2	15:37'07.631
5	19.641	25.040	22.977	23.880	1'31.538	254.2	15:24'40.055	15	20.043	25.438	23.051	<b>24.320</b>	1'32.852	254.2	15:38'40.483
6	19.530	25.063	<b>22.974</b>	23.892	1'31.459	256.6	15:26'11.514	<b>12° 77 T. ALBERTO (1'32.161)</b>							
7	19.540	<b>24.897</b>	23.005	23.838	<b>1'31.280</b>	256.0	15:27'42.794	Lap	Seg.1	Seg.2	Seg.3	Seg.4	Lap Time	km/h	Local Time
8	19.677	25.087	<b>22.863</b>	23.754	1'31.381	257.9	15:29'14.175	1		26.013	23.210	24.253	1'38.068	255.4	15:17'03.768
9	19.651	25.109	23.023	23.980	1'31.763	254.8	15:30'45.938	2	19.874	25.334	23.005	23.948	<b>1'32.161</b>	257.9	15:18'35.929
10	19.613	25.026	22.962	23.962	1'31.563	256.6	15:32'17.501	3	19.870	25.276	22.924	24.233	1'32.303	259.1	15:20'08.232
11	19.656	24.967	23.072	24.011	1'31.706	255.4	15:33'49.207	4	19.825	25.487	22.995	24.185	1'32.492	257.9	15:21'40.724
12	19.778	25.090	23.081	24.123	1'32.072	257.3	15:35'21.279	5	20.006	25.167	<b>22.818</b>	24.483	1'32.474	257.3	15:23'13.198
13	19.549	25.139	23.159	24.289	1'32.136	256.0	15:36'53.415	6	19.817	25.342	23.196	24.005	1'32.360	256.6	15:24'45.558
14	19.675	25.265	23.136	24.288	1'32.364	252.4	15:38'25.779	7	<b>19.720</b>	25.312	23.078	24.546	1'32.656	251.8	15:26'18.214
15								8	19.967	25.656	23.103	24.497	1'32.223	254.2	15:27'51.437

**9° 59 A. SCHACHT (1'31.307)**

Lap	Seg.1	Seg.2	Seg.3	Seg.4	Lap Time	km/h	Local Time
1		25.431	22.791	24.360	1'36.581	254.2	15:17'02.281
2	19.675	25.271	22.930	24.192	1'32.068	256.6	15:18'34.349
3	19.645	24.999	22.960	<b>24.031</b>	1'31.635	<b>257.9</b>	15:20'05.984
4	19.542	24.994	22.750	24.438	1'31.724	252.4	15:21'37.708
5	19.581	25.037	22.745	24.243	1'31.606	254.8	15:23'09.314
6	20.092	25.199	<b>22.712</b>	24.228	1'32.231	254.8	15:24'41.545
7	19.614	25.061	22.787	24.089	1'31.551	250.1	15:26'13.096
8	19.602	<b>24.916</b>	22.791	24.125	1'31.434	253.6	15:27'44.530
9	<b>19.540</b>	24.961	22.774	24.032	<b>1'31.307</b>	252.4	15:29'15.837
10	19.608	24.964	22.815	24.199	1'31.586	250.7	15:30'47.423
11	19.598	25.078	22.797	24.219	1'31.692	254.8	15:32'19.115
12	19.607	25.668	22.996	24.395	1'32.666	255.4	15:33'51.781
13	19.724	25.328	22.980	24.212	1'32.244	256.6	15:35'24.025
14	19.713	25.055	22.931	24.245	1'31.944	251.8	15:36'55.969
15	19.697	25.155	22.903	24.479	1'32.234	250.1	15:38'28.203

**10° 51 E. VIONNET (1'31.284)**

Lap	Seg.1	Seg.2	Seg.3	Seg.4	Lap Time	km/h	Local Time
1		25.671	22.819	24.528	1'37.373	259.1	15:17'03.073
2	19.685	25.040	<b>22.720</b>	23.971	1'31.416	<b>261.0</b>	15:18'34.489
3	19.801	24.935	22.984	23.976	1'31.696	257.3	15:20'06.185
4	19.865	<b>24.892</b>	22.834	24.091	1'31.682	257.3	15:21'37.867
5	19.731	24.944	22.888	23.938	1'31.501	256.6	15:23'09.368
6	19.874	25.059	22.783	23.799	1'31.515	256.0	15:24'40.883
7	<b>19.678</b>	25.076	22.737	23.793	<b>1'31.284</b>	254.8	15:26'12.167
8	19.863	24.998	22.808	23.762	1'31.431	256.0	15:27'43.598
9	19.813	24.996	23.026	<b>23.719</b>	1'31.554	256.0	15:29'15.152
10	19.800	25.086	22.820	23.977	1'31.683	255.4	15:30'46.835
11	19.880	25.086	22.969	23.938	1'31.873	254.2	15:32'18.708
12	19.931	25.600	23.030	24.087	1'32.648	254.8	15:33'51.356
13	20.013	25.245	23.066	24.520	1'32.844	254.2	15:35'24.200
14	20.060	25.381	23.114	24.216	1'32.771	252.4	15:36'56.971
15	20.136	25.296	23.374	24.428	1'33.234	252.4	15:38'30.205

**11° 16 G. RUIU (1'32.213)**

Lap	Seg.1	Seg.2	Seg.3	Seg.4	Lap Time	km/h	Local Time
1		25.603	22.936	24.580	1'37.801	253.0	15:17'03.501
2	<b>19.710</b>	25.267	<b>22.905</b>	24.331	<b>1'32.213</b>	<b>256.6</b>	15:18'35.714
3	19.885	24.982	22.914	24.539	1'32.320	<b>256.6</b>	15:20'08.034
4	19.793	25.055	23.114	24.521	1'32.483	253.0	15:21'40.517
5	19.949	<b>24.974</b>	23.035	24.425	1'32.383	256.0	15:23'12.900
6	19.727	25.061	23.036	24.505	1'32.329	253.6	15:24'45.229
7	19.730	25.345	23.003	24.693	1'32.771	<b>256.6</b>	15:26'18.000
8	19.886	25.277	23.124	24.408	1'32.695	252.4	15:27'50.695
9	19.999	25.230	23.160	24.608	1'32.997	256.0	15:29'23.692
10	19.783	25.235	23.153	24.513	1'32.684	254.8	15:30'56.376

**13° 23 L. SALVADORI (1'31.730)**

Lap	Seg.1	Seg.2	Seg.3	Seg.4	Lap Time	km/h	Local Time
1		25.533	22.912	24.468	1'37.196	<b>260.4</b>	15:17'02.896
2	<b>19.700</b>	<b>25.011</b>	23.130	<b>24.010</b>	1'31.851	256.0	15:18'34.747
3	19.816	25.074	22.818	24.022	<b>1'31.730</b>	258.5	15:20'06.477
4	19.839	25.123	<b>22.687</b>	24.359	1'32.008	257.3	15:21'38.485
5	19.746	25.202	23.131	24.530	1'32.609	257.3	15:23'11.094
6	19.994	25.557	23.218	24.297	1'33.066	252.4	15:24'44.160
7	19.924	25.748	23.248	24.545	1'33.465	254.8	15:26'17.625
8	20.179	25.706	23.186	24.491	1'33.562	253.0	15:27'51.187
9	19.998	25.473	23.059	24.729	1'33.259	254.2	15:29'24.446
10	20.059	25.380	23.195	24.547	1'33.181	254.8	15:30'57.627
11	20.082	25.614	23.054	24.544	1'33.294	256.0	15:32'30.921
12	20.102	25.572	23.247	24.660	1'33.581	251.8	15:34'04.502
13	20.377	25.686	23.440	24.953	1'34.456	248.9	15:35'38.958
14	20.286	26.267	23.464	24.954	1'34.971	248.3	15:37'13.929
15	20.693	26.001	23.532	24.916	1'35.142	248.9	15:38'49.071

**14° 31 V. SUCHET (1'33.275)**

Lap	Seg.1	Seg.2	Seg.3	Seg.4	Lap Time	km/h	Local Time
1		26.010	23.556	24.466	1'38.784	251.2	15:17'04.484
2	<b>19.879</b>	<b>25.606</b>	23.551	24.239	<b>1'33.275</b>	251.8	15:18'37.759
3	19.991	25.865	23.587	24.354	1'33.797	248.3	15:20'11.556
4	20.131	25.906	23.721	24.305	1'34.063	251.2	15:21'45.619
5	20.028	25.886	23.601	24.138	1'33.653	251.2	15:23'19.272
6	20.176	25.666	23.624	24.257	1'33.723	250.1	15:24'52.995
7	19.994	25.615	23.688	24.174	1'33.471	252.4	15:26'26.466
8			<b>23.385</b>	24.215	1'33.277	<b>253.0</b>	15:27'59.743
9	20.037	25.791	23.620	<b>24.033</b>	1'33.481	250.1	15:29'33.224
10	20.145	25.689	23.667	24.224	1'33.725	251.8	15:31'06.949
11	20.112	25.714	23.659	24.421	1'33.906	250.7	15:32'40.855
12	20.240	25.758	23.748	24.818	1'34.564	251.2	15:34'15.419
13	20.163	25.853	23.629	24.350	1'33.995	251.8	15:35'49.414
14	20.384	26.134	24.075	24.747	1'35.340	247.2	15:37'24.754
15	20.522	25.941	24.024	24.409	1'34.896	244.9	15:38'59.650

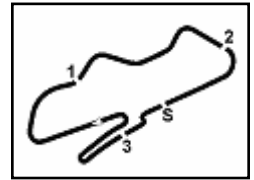
**15° 46 M. CUDEVILLE (1'33.184)**

Lap	Seg.1	Seg.2	Seg.3	Seg.4	Lap Time	km/h	Local Time
1		25.941	23.437	24.866	1'39.456	246.1	15:17'05.156
2	20.152	<b>25.491</b>	23.220	24.321	<b>1'33.184</b>	251.8	15:18'38.340

27/05/2018 P = Pits In/Out - C = Lap Time Cancelled

These data/results cannot be reproduced, stored and/or transmitted in whole or in part by any manner of electronic, mechanical, photocopying, recording, broadcasting or otherwise now known or herein after developed without the previous express consent by the copyright owner, except for reproduction in daily press and regular printed publications on sale to the public within 60 days of the event related to those data/results and always provided that copyright symbol appears together as follows below.

© DORNA WSBK ORGANIZATION Srl 2018



**PROSECCO DOC UK Round, Donington Park 25-27 May 2018**  
**Superstock 1000 - Chronological Analysis Race**

Start at 15:15'25.700

3	20.122	25.730	23.370	24.545	1'33.767	<b>253,6</b>	15:20'12.107
4	20.136	25.775	23.548	24.861	1'34.320	252,4	15:21'46.427
5	20.133	25.955	23.313	24.802	1'34.203	251,2	15:23'20.630
6	20.197	25.839	23.875	24.673	1'34.584	251,2	15:24'55.214
7	20.179	25.879	23.475	24.911	1'34.444	248,3	15:26'29.658
8	20.424	25.865	23.395	24.400	1'34.084	249,5	15:28'03.742
9	20.305	25.997	23.339	24.517	1'34.158	251,8	15:29'37.900
10	20.203	26.120	23.312	24.590	1'34.225	251,2	15:31'12.125
11	20.283	26.104	<b>23.204</b>	24.558	1'34.149	<b>253,6</b>	15:32'46.274
12	20.221	26.132	23.324	<b>24.294</b>	1'33.971	250,7	15:34'20.245
13	20.224	25.871	23.341	24.394	1'33.830	251,2	15:35'54.075
14	20.226	25.885	23.443	24.332	1'33.886	246,1	15:37'27.961
15	<b>20.085</b>	25.832	23.397	24.310	1'33.624	248,3	15:39'01.585


27/05/2018 P = Pits In/Out - C = Lap Time Cancelled

These data/results cannot be reproduced, stored and/or transmitted in whole or in part by any manner of electronic, mechanical, photocopying, recording, broadcasting or otherwise now known or herein after developed without the previous express consent by the copyright owner, except for reproduction in daily press and regular printed publications on sale to the public within 60 days of the event related to those data/results and always provided that copyright symbol appears together as follows below.

© DORNA WSBK ORGANIZATION Srl 2018





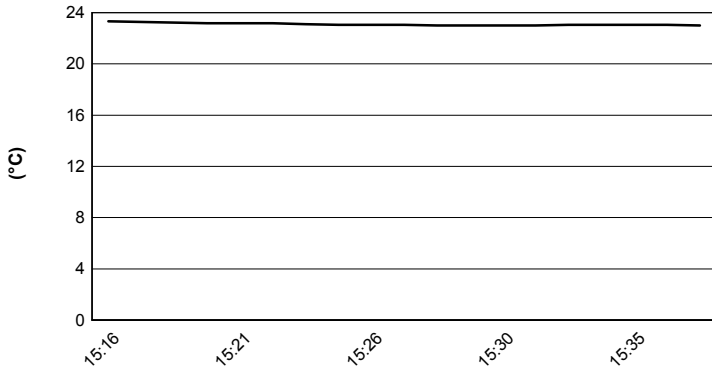


### PROSECCO DOC UK Round, Donington Park 25-27 May 2018

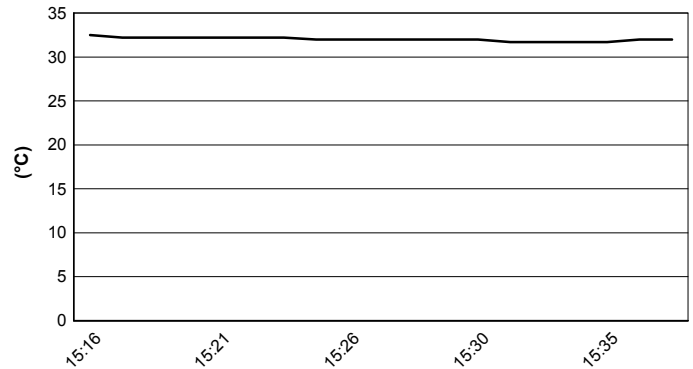
#### Superstock 1000 - Weather Report Race

Session started 15:16 - Session ended 15:39

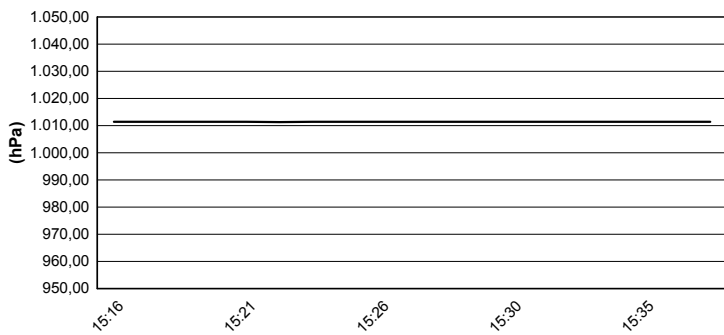
#### Air Temperature



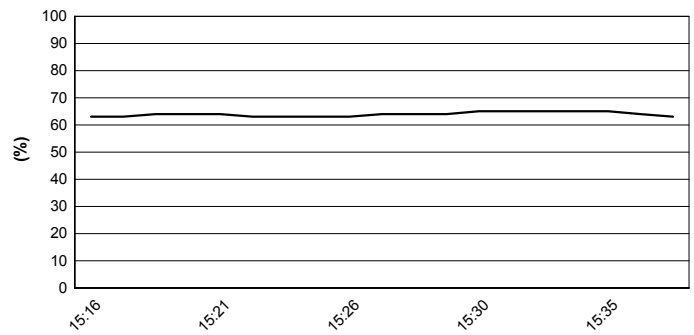
#### Track Temperature



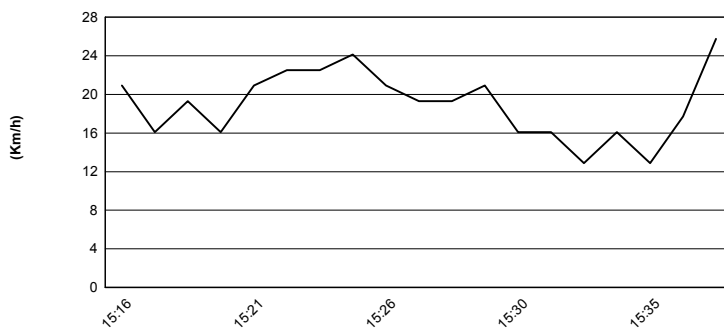
#### Air Pressure



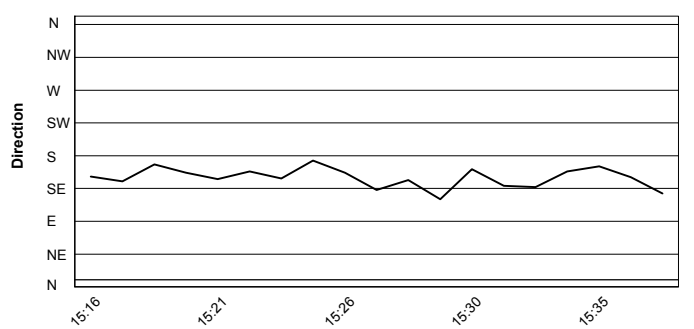
#### Humidity



#### Wind Speed



#### Wind Direction

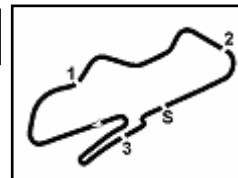


27/05/2018

These data/results cannot be reproduced, stored and/or transmitted in whole or in part by any manner of electronic, mechanical, photocopying, recording, broadcasting or otherwise now known or herein after developed without the previous express consent by the copyright owner, except for reproduction in daily press and regular printed publications on sale to the public within 60 days of the event related to those data/results and always provided that copyright symbol appears together as follows below.

© DORNA WSBK ORGANIZATION Srl 2018



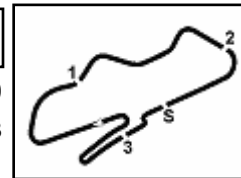


### PROSECCO DOC UK Round, Donington Park 25-27 May 2018

#### Superstock 1000 - Championship Standings

Points	Points From First	Points From Previous	April 15	April 22	May 13	May 27	June 10	July 8	September 16	September 30									
			ARAGÓN	ASSEN	IMOLA	DONINGTON PARK	BRNO	MISANO	PORTIMÃO	MAGNY COURS									
<b>1 REITERBERGER</b> Markus (GER)	<b>86</b>		<b>25</b> 1	<b>25</b> 1	<b>11</b> 1	<b>25</b> 1													
<b>2 TAMBURINI</b> Roberto (ITA)	<b>76</b> 10		<b>20</b> 2	<b>20</b> 2	<b>20</b> 2	<b>16</b> 2													
<b>3 SCHEIB</b> Maximilian (CHI)	<b>65</b> 21 11		<b>13</b> 4	<b>16</b> 3	<b>16</b> 3	<b>20</b> 3													
<b>4 SANDI</b> Federico (ITA)	<b>52</b> 34 13		<b>16</b> 3	<b>13</b> 3	<b>13</b> 4	<b>10</b> 4													
<b>5 VITALI</b> Luca (ITA)	<b>42</b> 44 10		<b>9</b> 7	<b>10</b> 6	<b>10</b> 6	<b>13</b> 5													
<b>6 MARINO</b> Florian (FRA)	<b>42</b> 44 0		<b>11</b> 5	<b>11</b> 5	<b>9</b> 5	<b>11</b> 5													
<b>7 FERRARI</b> Matteo (ITA)	<b>25</b> 61 17		<b>0</b>	<b>0</b>	<b>25</b> 7	<b>0</b> 7													
<b>8 RUSSO</b> Riccardo (ITA)	<b>23</b> 63 2		<b>7</b> 9	<b>7</b> 7	<b>0</b> 11	<b>9</b> 8													
<b>9 RUIU</b> Gabriele (ITA)	<b>23</b> 63 0		<b>4</b> 12	<b>9</b> 8	<b>5</b> 8	<b>5</b> 8													
<b>10 SALVADORI</b> Luca (ITA)	<b>20</b> 66 3		<b>8</b> 8	<b>5</b> 8	<b>4</b> 9	<b>3</b> 10													
<b>11 BUEHN</b> Jan (GER)	<b>16</b> 70 4		<b>0</b>	<b>6</b> 13	<b>2</b> 14	<b>8</b> 11													
<b>12 DELBIANCO</b> Alessandro (ITA)	<b>15</b> 71 1		<b>0</b>	<b>8</b> 12	<b>7</b> 10	<b>0</b> 12													
<b>13 SCHACHT</b> Alex (DEN)	<b>12</b> 74 3		<b>5</b> 11	<b>0</b> 14	<b>0</b> 17	<b>7</b> 13													
<b>14 ANDREOZZI</b> Alessandro (ITA)	<b>10</b> 76 2		<b>10</b> 6	<b>0</b> 10	<b>0</b> 12	<b>0</b> 14													
<b>15 VIONNET</b> Eric (SUI)	<b>9</b> 77 1		<b>0</b>	<b>0</b>	<b>3</b> 19	<b>6</b> 15													
<b>16 PINSACH</b> Xavier (ESP)	<b>9</b> 77 0		<b>6</b> 10	<b>3</b> 11	<b>0</b> 13	<b>0</b> 15													
<b>17 MANTOVANI</b> Andrea (ITA)	<b>8</b> 78 1		<b>0</b>	<b>0</b>	<b>8</b> 14	<b>0</b> 17													
<b>18 ALBERTO</b> Timothy Joseph Cua (PHI)	<b>7</b> 79 1		<b>3</b> 13	<b>0</b> 16	<b>0</b> 19	<b>4</b> 18													
<b>19 CAVALIERI</b> Samuele (ITA)	<b>6</b> 80 1		<b>0</b>	<b>0</b>	<b>6</b> 16	<b>0</b> 19													
<b>20 SUCHET</b> Valentin (SUI)	<b>5</b> 81 1		<b>2</b> 14	<b>1</b> 16	<b>0</b> 19	<b>2</b> 20													
<b>21 BRINK</b> Ricardo (NED)	<b>4</b> 82 1		<b>0</b>	<b>4</b> 15	<b>0</b> 18	<b>0</b> 21													
<b>22 ROGERS</b> Fraser (GBR)	<b>2</b> 84 2		<b>0</b>	<b>2</b> 18	<b>0</b> 22	<b>0</b> 22													
<b>23 CUDEVILLE</b> Maxime (FRA)	<b>2</b> 84 0		<b>1</b> 15	<b>0</b> 19	<b>0</b> 23	<b>1</b> 22													
<b>24 PUSCEDDU</b> Emanuele (ITA)	<b>1</b> 85 1		<b>0</b>	<b>0</b>	<b>1</b> 23	<b>0</b> 24													

27/05/2018 First Line: Championship Standings - Second Line: Ranking Progression  
 These data/results cannot be reproduced, stored and/or transmitted in whole or in part by any manner of electronic, mechanical, photocopying, recording, broadcasting or otherwise now known or herein after developed without the previous express consent by the copyright owner, except for reproduction in daily press and regular printed publications on sale to the public within 60 days of the event related to those data/results and always provided that copyright symbol appears together as follows below.  
 © DORNA WSBK ORGANIZATION Srl 2018



### PROSECCO DOC UK Round, Donington Park 25-27 May 2018

#### Superstock 1000 - Manufacturers Standings

	Points	Points From First	Points From Previous	April 15 ARAGÓN	April 22 ASSEN	May 13 IMOLA	May 27 DONINGTON PARK	June 10 BRNO	July 8 MISANO	September 16 PORTIMÃO	September 30 MAGNY COURS							
1 BMW	95			25 1	25 1	20 1	25 1											
2 APRILIA	65	30		13 3	16 2	16 3	20 2											
3 DUCATI	64	31	1	16 2	13 2	25 2	10 3											
4 YAMAHA	42	53	22	11 4	11 4	9 4	11 4											
5 KAWASAKI	30	65	12	7 5	9 5	5 5	9 5											

27/05/2018

First Line: Championship Standings - Second Line: Ranking Progression

These data/results cannot be reproduced, stored and/or transmitted in whole or in part by any manner of electronic, mechanical, photocopying, recording, broadcasting or otherwise now known or herein after developed without the previous express consent by the copyright owner, except for reproduction in daily press and regular printed publications on sale to the public within 60 days of the event related to those data/results and always provided that copyright symbol appears together as follows below.

© DORNA WSBK ORGANIZATION Srl 2018

FIAT PERUGIA TIMING



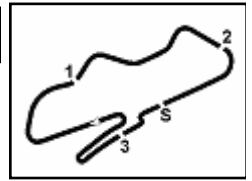
Official Tyre Supplier



Official Timekeeper



**7.8**  
STK1000  
120/03



Donington Park 4.023 m

**PROSECCO DOC UK Round, Donington Park 25-27 May 2018**  
**Superstock 1000 - Pirelli Best Lap**

Points	Points From First	Points From Previous	April 15	April 22	May 13	May 27	June 10	July 8	September 16	September 30														
			ARAGÓN	ASSEN	IMOLA	DONINGTON PARK	BRNO	MISANO	PORTIMÃO	MAGNY COURS														
<b>Fastest Laps</b>																								
<b>1 REITERBERGER</b> Markus (GER)	<b>3</b>		<b>1</b>	<b>1</b>		<b>1</b>																		
<b>2 TAMBURINI</b> Roberto (ITA)	<b>1</b>	<b>2</b>			<b>1</b>																			

27/05/2018

These data/results cannot be reproduced, stored and/or transmitted in whole or in part by any manner of electronic, mechanical, photocopying, recording, broadcasting or otherwise now known or herein after developed without the previous express consent by the copyright owner, except for reproduction in daily press and regular printed publications on sale to the public within 60 days of the event related to those data/results and always provided that copyright symbol appears together as follows below.

© DORNA WSBK ORGANIZATION Srl 2018

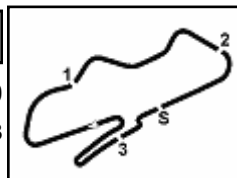
FKR PERUGIA TIMING



Official Tyre Supplier



Official Timekeeper



## PROSECCO DOC UK Round, Donington Park 25-27 May 2018

### Superstock 1000 - Race Winners

	2015	2016	2017	2018
<b>01 Motorland Aragon</b>	Tamburini R. (Ita) Bmw	Mercado L. (Arg) Duc	Rinaldi M. (Ita) Duc	Reiterberger M. (Ger) Bmw
<b>02 TT Circuit Assen</b>	Savadori L. (Ita) Apr	De Rosa R. (Ita) Bmw	Razgatioglu T. (Tur) Kaw	Reiterberger M. (Ger) Bmw
<b>03 Autodromo Imola</b>	Savadori L. (Ita) Apr	Mercado L. (Arg) Duc	Rinaldi M. (Ita) Duc	Ferrari M. (Ita) Duc
<b>04 Donington Park</b>	Savadori L. (Ita) Apr	De Rosa R. (Ita) Bmw	Razgatioglu T. (Tur) Kaw	Reiterberger M. (Ger) Bmw
<b>06 Misano World Circuit</b>	Savadori L. (Ita) Apr	Mahias L. (Fra) Yam	Faccani M. (Ita) Bmw	
<b>07 Portimão</b>	Tamburini R. (Ita) Bmw		Razgatioglu T. (Tur) Kaw	
<b>08 Magny-Cours</b>	Guarnoni J. (Fra) Yam	Mahias L. (Fra) Yam	Guarnoni J. (Fra) Kaw	

### 2018

**3 M. Reiterberger**  
1 M. Ferrari

### ALL TIMES

11 A. Badovini	4 M. Fabrizio	2 K. Harris	1 L. Mauri	1 M. Scheib
10 S. Barrier	4 D. Giugliano	2 K. Sofuoglu	1 C. Coxhell	
8 X. Simeon	4 B. Roberts	2 M. Baiocco	1 I. Sala	
8 L. Savadori	4 D. Petrucci	2 L. Scassa	1 M. Bauer	
7 J. Ellison	<b>4 M. Reiterberger</b>	2 N. Canepa	1 M. Laverty	
7 M. Berger	3 W. Tortoroglio	2 E. La Marra	1 M. Smrz	
7 C. Corti	3 C. Burns	2 R. De Rosa	1 M. Roccoli	
6 L. Mercado	3 D. Van Keymeulen	2 L. Mahias	1 O. Jezek	
5 G. Vizziello	3 R. Chiarello	1 V. Scatola	1 M. Lussiana	
5 A. Polita	3 B. Staring	1 F. Capriotti	1 M. Aitchison	
5 J. Guarnoni	3 R. Tamburini	1 J. Morley	1 M. Pirro	
4 V. Iannuzzo	3 M. Rinaldi	1 G. Mason	1 L. Zanetti	
4 L. Alfonsi	3 T. Razgatioglu	1 C. Vermeulen	1 K. Valk	
4 D. Oliver	2 D. Jefferies	1 D. Tosolini	1 M. Ferrari	
4 L. Lanzi		1 M. Heckles	1 M. Faccani	

27/05/2018

These data/results cannot be reproduced, stored and/or transmitted in whole or in part by any manner of electronic, mechanical, photocopying, recording, broadcasting or otherwise now known or herein after developed without the previous express consent by the copyright owner, except for reproduction in daily press and regular printed publications on sale to the public within 60 days of the event related to those data/results and always provided that copyright symbol appears together as follows below.

© DORNA WSBK ORGANIZATION Srl 2018

PIRELLI PERUGIA TIMING



Official Tyre Supplier



Official Timekeeper