

PROSECCO DOC UK Round, Donington Park 25-27 May 2018

Superstock 1000 - Biographical Entry List

Donington Park 4.023 m

No.	Rider (Abbreviation)	Nat	Bike	Wins	Podiums	Pole	Races	Tyres
Age	Date of Birth	Place of Birth	Team	2018	2018	2018	2018	
1	2 TAMBURINI Roberto (Tam) 27 15/01/1991 Rimini	ITA	BMW S 1000 RR Berclaz Racing Team	3	12	6	28	Pirelli
2	7 SCHIEB Maximilian (Scb) 22 24/07/1995 Santiago del Chile	CHI	Aprilia RSV4 RF Aprilia Racing Team	1	6	1	14	Pirelli
3	10 YEGIN Ali Efe (Yeg) 24 31/08/1993 Balikesir	TUR	Kawasaki ZX-10RR Nutec - Benjan - Kawasaki				1	Pirelli
4	15 SANDI Federico (San) 28 12/08/1989 Voghera	ITA	Ducati 1199 Panigale R MOTOCORSA Racing		2	1	31	Pirelli
5	16 RUIU Gabriele (Rui) 18 16/04/2000 Ruiu	ITA	Kawasaki ZX-10RR Team Pedercini Racing		1		3	Pirelli
6	21 MARINO Florian (Mar) 24 03/06/1993 Cannes	FRA	Yamaha YZF R1 URBIS Yamaha Motoxtracing STK Team		5	3	17	Pirelli
7	23 SALVADORI Luca (Sal) 26 02/03/1992 Milano	ITA	BMW S 1000 RR Berclaz Racing Team				15	Pirelli
8	28 REITERBERGER Markus (Rei) 24 09/03/1994 Trostberg	GER	BMW S 1000 RR alpha Racing-Van Zon-BMW	3	4	3	25	Pirelli
9	31 SUCHET Valentin (Suc) 22 15/05/1996 Morges	SUI	Kawasaki ZX-10RR Flembo Leader Team	2	2	2	3	Pirelli
10	45 BUEHN Jan (Bue) 27 03/03/1991 Heidelberg	GER	BMW S 1000 RR alpha Racing-Van Zon-BMW				3	Pirelli
11	46 CUDEVILLE Maxime (Cud) 26 08/06/1991 Colombes	FRA	Kawasaki ZX-10RR Flembo Leader Team				12	Pirelli
12	51 VIONNET Eric (Vio) 23 24/06/1994 Lausanne	SUI	BMW S 1000 RR MOTOS VIONNET				24	Pirelli
13	52 DELBIANCO Alessandro (Del) 20 31/07/1997 Rimini	ITA	BMW S 1000 RR GULF ALTHEA BMW Racing Team				3	Pirelli
14	59 SCHACHT Alex (Sch) 24 24/09/1993 Copenhagen	DEN	Ducati 1199 Panigale R EAB SCHACHT Racing Team				17	Pirelli
15	70 VITALI Luca (Vit) 26 30/03/1992 Rimini	ITA	Aprilia RSV4 RF Aprilia Racing Team				19	Pirelli
16	77 ALBERTO Timothy Joseph Cua (Alb) 20 17/10/1997 San Juan	PHI	Ducati 1199 Panigale R MOTOCORSA Racing				3	Pirelli
17	84 RUSSO Riccardo (Rus) 25 10/10/1992 Maddaloni	ITA	Kawasaki ZX-10RR C.M. Racing		1	1	10	Pirelli

25/05/2018

* = Wild Card

** = One Event

These data/results cannot be reproduced, stored and/or transmitted in whole or in part by any manner of electronic, mechanical, photocopying, recording, broadcasting or otherwise now known or herein after developed without the previous express consent by the copyright owner, except for reproduction in daily press and regular printed publications on sale to the public within 60 days of the event related to those data/results and always provided that copyright symbol appears together as follows below.

© DORNA WSBK ORGANIZATION Srl 2018

FIKX PERUGIA TIMING



Official Tyre Supplier



Official Timekeeper

PROSECCO DOC UK Round, Donington Park 25-27 May 2018

Superstock 1000 - Results Free Practice 1st Session

Donington Park 4.023 m

1 / 2

No.	Rider	Nat	Team	Bike	Time	Gap	Rel.	Laps	Speed	
									Avg	Max
1	52 A. DELBIANCO	ITA	GULF ALTHEA BMW Racing Team	BMW S 1000 RR	1'40.627			14	143,926	244,4
2	7 M. SCHEIB	CHI	Aprilia Racing Team	Aprilia RSV4 RF	1'41.562	0.935	0.935	13	142,601	250,1
3	15 F. SANDI	ITA	MOTOCORSA Racing	Ducati 1199 Panigale R	1'42.191	1.564	0.629	14	141,723	237,4
4	21 F. MARINO	FRA	URBIS Yamaha Motoxrcing STK Team	Yamaha YZF R1	1'42.839	2.212	0.648	12	140,830	246,1
5	28 M. REITERBERGER	GER	alpha Racing-Van Zon-BMW	BMW S 1000 RR	1'43.371	2.744	0.532	12	140,105	241,1
6	84 R. RUSSO	ITA	C.M. Racing	Kawasaki ZX-10RR	1'43.496	2.869	0.125	9	139,936	243,8
7	23 L. SALVADORI	ITA	Berclaz Racing Team	BMW S 1000 RR	1'43.737	3.110	0.241	4	139,611	225,4
8	16 G. RUIU	ITA	Team Pedercini Racing	Kawasaki ZX-10RR	1'44.527	3.900	0.790	14	138,556	244,4
9	2 R. TAMBURINI	ITA	Berclaz Racing Team	BMW S 1000 RR	1'44.569	3.942	0.042	5	138,500	228,8
10	70 L. VITALI	ITA	Aprilia Racing Team	Aprilia RSV4 RF	1'44.985	4.358	0.416	6	137,951	241,1
11	77 T. ALBERTO	PHI	MOTOCORSA Racing	Ducati 1199 Panigale R	1'45.512	4.885	0.527	13	137,262	233,3
12	46 M. CUDEVILLE	FRA	Flembo Leader Team	Kawasaki ZX-10RR	1'45.610	4.983	0.098	10	137,135	239,5
13	59 A. SCHACHT	DEN	EAB SCHACHT Racing Team	Ducati 1199 Panigale R	1'45.882	5.255	0.272	11	136,782	230,3
14	45 J. BUEHN	GER	alpha Racing-Van Zon-BMW	BMW S 1000 RR	1'45.944	5.317	0.062	13	136,702	228,3
15	31 V. SUCHET	SUI	Flembo Leader Team	Kawasaki ZX-10RR	1'46.783	6.156	0.839	15	135,628	232,8
----- Out 107% in this Session -----										
16	51 E. VIONNET	SUI	MOTOS VIONNET	BMW S 1000 RR	1'51.213	10.586	4.430	8	130,226	224,5
17	10 A. YEGIN	TUR	Nutec - Benjan - Kawasaki	Kawasaki ZX-10RR	1'54.976	14.349	3.763	14	125,964	218,6

Qualifying Lap Time (107% of 1'40.627): 1'47.672

AIR	Humidity:	93%	Temp:	12°C
TRACK	Condition:	Wet	Temp:	16°C

Records	Pole (QP)	2015	R.Tamburini	1'29.449	161,910	Km/h
	Race (RC)	2016	R.De Rosa	1'29.800	161,280	Km/h
	Circuit (QP)	2015	R.Tamburini	1'29.449	161,910	Km/h

Start End The results are provisional until the end of the time limit for protests and appeals
 25/05/2018 13:25 13:56 and the completion of the technical checks.

These data/results cannot be reproduced, stored and/or transmitted in whole or in part by any manner of electronic, mechanical, photocopying, recording, broadcasting or otherwise now known or herein after developed without the previous express consent by the copyright owner, except for reproduction in daily press and regular printed publications on sale to the public within 60 days of the event related to those data/results and always provided that copyright symbol appears together as follows below.

© DORNA WSBK ORGANIZATION Srl 2018

Session Highlights

Local Time	No. Rider	Description
13.25.00		Start
13.29.17	21 F. MARINO	Check Transponder
13.56.57		End Of Session

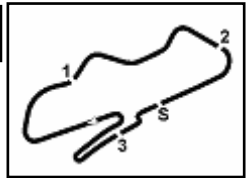
Fastest Laps Sequence

No.	Rider	Nat	Team	Bike	Local Time	Time	Gap	Avg
51	E. VIONNET	SUI	MOTOS VIONNET	BMW S 1000 RR	13:29'05.582	1'56.595		124,215
16	G. RUIU	ITA	Team Pedercini Racing	Kawasaki ZX-10RR	13:29'05.814	1'54.906	-1.689	126,040
52	A. DELBIANCO	ITA	GULF ALTHEA BMW Racing Team	BMW S 1000 RR	13:29'07.245	1'51.732	-3.174	129,621
15	F. SANDI	ITA	MOTOCORSA Racing	Ducati 1199 Panigale R	13:29'50.434	1'50.889	-0.843	130,606
7	M. SCHEIB	CHI	Aprilia Racing Team	Aprilia RSV4 RF	13:30'51.217	1'49.294	-1.595	132,512
84	R. RUSSO	ITA	C.M. Racing	Kawasaki ZX-10RR	13:31'18.856	1'48.007	-1.287	134,091
7	M. SCHEIB	CHI	Aprilia Racing Team	Aprilia RSV4 RF	13:32'36.795	1'45.578	-2.429	137,176
7	M. SCHEIB	CHI	Aprilia Racing Team	Aprilia RSV4 RF	13:34'21.497	1'44.702	-0.876	138,324
7	M. SCHEIB	CHI	Aprilia Racing Team	Aprilia RSV4 RF	13:41'22.395	1'43.701	-1.001	139,659
52	A. DELBIANCO	ITA	GULF ALTHEA BMW Racing Team	BMW S 1000 RR	13:49'54.564	1'42.969	-0.732	140,652
7	M. SCHEIB	CHI	Aprilia Racing Team	Aprilia RSV4 RF	13:51'28.477	1'42.352	-0.617	141,500
7	M. SCHEIB	CHI	Aprilia Racing Team	Aprilia RSV4 RF	13:53'10.039	1'41.562	-0.790	142,601
52	A. DELBIANCO	ITA	GULF ALTHEA BMW Racing Team	BMW S 1000 RR	13:53'17.789	1'40.627	-0.935	143,926

Start End The results are provisional until the end of the time limit for protests and appeals
 25/05/2018 13:25 13:56 and the completion of the technical checks.

These data/results cannot be reproduced, stored and/or transmitted in whole or in part by any manner of electronic, mechanical, photocopying, recording, broadcasting or otherwise now known or herein after developed without the previous express consent by the copyright owner, except for reproduction in daily press and regular printed publications on sale to the public within 60 days of the event related to those data/results and always provided that copyright symbol appears together as follows below.

© DORNA WSBK ORGANIZATION Srl 2018



PROSECCO DOC UK Round, Donington Park 25-27 May 2018

Superstock 1000 - Best Sector & Speed Free Practice 1st Session

BEST LAP		
1	52 A. DELBIANCO	BMW S 1000 RR 1'40.627
2	7 M. SCHEIB	Aprilia RSV4 RF 1'41.562
3	15 F. SANDI	Ducati 1199 Panigale R 1'42.191
4	21 F. MARINO	Yamaha YZF R1 1'42.839
5	28 M. REITERBERGER	BMW S 1000 RR 1'43.371
6	84 R. RUSSO	Kawasaki ZX-10RR 1'43.496
7	23 L. SALVADORI	BMW S 1000 RR 1'43.737
8	16 G. RUIU	Kawasaki ZX-10RR 1'44.527
9	2 R. TAMBURINI	BMW S 1000 RR 1'44.569
10	70 L. VITALI	Aprilia RSV4 RF 1'44.985
11	77 T. ALBERTO	Ducati 1199 Panigale R 1'45.512
12	46 M. CUDEVILLE	Kawasaki ZX-10RR 1'45.610
13	59 A. SCHACHT	Ducati 1199 Panigale R 1'45.882
14	45 J. BUEHN	BMW S 1000 RR 1'45.944
15	31 V. SUCHET	Kawasaki ZX-10RR 1'46.783
16	51 E. VIONNET	BMW S 1000 RR 1'51.213
17	10 A. YEGIN	Kawasaki ZX-10RR 1'54.976

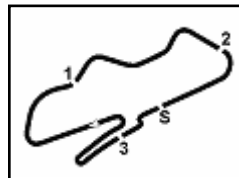
SPEED		
1	7 M. SCHEIB	Aprilia RSV4 RF 250,1
2	21 F. MARINO	Yamaha YZF R1 246,1
3	16 G. RUIU	Kawasaki ZX-10RR 244,4
4	52 A. DELBIANCO	BMW S 1000 RR 244,4
5	84 R. RUSSO	Kawasaki ZX-10RR 243,8
6	28 M. REITERBERGER	BMW S 1000 RR 241,1
7	70 L. VITALI	Aprilia RSV4 RF 241,1
8	46 M. CUDEVILLE	Kawasaki ZX-10RR 239,5
9	15 F. SANDI	Ducati 1199 Panigale R 237,4
10	77 T. ALBERTO	Ducati 1199 Panigale R 233,3
11	31 V. SUCHET	Kawasaki ZX-10RR 232,8
12	59 A. SCHACHT	Ducati 1199 Panigale R 230,3
13	2 R. TAMBURINI	BMW S 1000 RR 228,8
14	45 J. BUEHN	BMW S 1000 RR 228,3
15	23 L. SALVADORI	BMW S 1000 RR 225,4
16	51 E. VIONNET	BMW S 1000 RR 224,5
17	10 A. YEGIN	Kawasaki ZX-10RR 218,6

SEG. 1		SEG. 2		SEG. 3		SEG. 4	
1	52 A. DELBIANCO 22.075	1	15 F. SANDI 27.599	1	52 A. DELBIANCO 25.012	1	52 A. DELBIANCO 25.503
2	7 M. SCHEIB 22.232	2	7 M. SCHEIB 27.629	2	7 M. SCHEIB 25.268	2	84 R. RUSSO 25.513
3	21 F. MARINO 22.471	3	52 A. DELBIANCO 27.801	3	15 F. SANDI 25.380	3	7 M. SCHEIB 26.279
4	28 M. REITERBERGER 22.736	4	46 M. CUDEVILLE 27.925	4	21 F. MARINO 25.478	4	28 M. REITERBERGER 26.315
5	15 F. SANDI 22.751	5	21 F. MARINO 28.208	5	84 R. RUSSO 25.635	5	21 F. MARINO 26.325
6	46 M. CUDEVILLE 22.779	6	23 L. SALVADORI 28.283	6	28 M. REITERBERGER 25.801	6	23 L. SALVADORI 26.348
7	16 G. RUIU 22.794	7	70 L. VITALI 28.456	7	70 L. VITALI 25.961	7	15 F. SANDI 26.365
8	59 A. SCHACHT 22.846	8	28 M. REITERBERGER 28.474	8	16 G. RUIU 26.019	8	77 T. ALBERTO 26.528
9	23 L. SALVADORI 22.957	9	16 G. RUIU 28.672	9	2 R. TAMBURINI 26.142	9	2 R. TAMBURINI 26.574
10	2 R. TAMBURINI 22.964	10	84 R. RUSSO 28.786	10	23 L. SALVADORI 26.149	10	70 L. VITALI 26.945
11	77 T. ALBERTO 23.072	11	45 J. BUEHN 28.812	11	59 A. SCHACHT 26.407	11	59 A. SCHACHT 26.995
12	45 J. BUEHN 23.200	12	2 R. TAMBURINI 28.889	12	46 M. CUDEVILLE 26.515	12	16 G. RUIU 27.042
13	84 R. RUSSO 23.412	13	31 V. SUCHET 28.904	13	77 T. ALBERTO 26.671	13	45 J. BUEHN 27.140
14	70 L. VITALI 23.597	14	77 T. ALBERTO 29.124	14	31 V. SUCHET 26.749	14	46 M. CUDEVILLE 27.379
15	31 V. SUCHET 23.636	15	59 A. SCHACHT 29.634	15	45 J. BUEHN 26.792	15	31 V. SUCHET 27.462
16	51 E. VIONNET 24.461	16	51 E. VIONNET 31.343	16	51 E. VIONNET 26.964	16	51 E. VIONNET 28.317
17	10 A. YEGIN 25.239	17	10 A. YEGIN 32.159	17	10 A. YEGIN 28.147	17	10 A. YEGIN 28.626

25/05/2018

These data/results cannot be reproduced, stored and/or transmitted in whole or in part by any manner of electronic, mechanical, photocopying, recording, broadcasting or otherwise now known or herein after developed without the previous express consent by the copyright owner, except for reproduction in daily press and regular printed publications on sale to the public within 60 days of the event related to those data/results and always provided that copyright symbol appears together as follows below.

© DORNA WSBK ORGANIZATION Srl 2018



Donington Park 4.023 m

PROSECCO DOC UK Round, Donington Park 25-27 May 2018

Superstock 1000 - Ideal Time Free Practice 1st Session

No. Rider	Nat	Bike	Seg. 1	Seg. 2	Seg. 3	Seg. 4	Ideal Time				
			Diff. 1	Diff. 2	Diff. 3	Diff. 4	Best Lap	Pos.	Diff.		
1	52 A. DELBIANCO	ITA	BMW S 1000 RR	22.075	27.801 0.171	25.012 0.023	25.503 0.042	1'40.391	1'40.627	1	0.236
2	7 M. SCHEIB	CHI	Aprilia RSV4 RF	22.232 0.074	27.629	25.268	26.279 0.080	1'41.408	1'41.562	2	0.154
3	15 F. SANDI	ITA	Ducati 1199 Panigale R	22.751	27.599	25.380 0.065	26.365 0.031	1'42.095	1'42.191	3	0.096
4	21 F. MARINO	FRA	Yamaha YZF R1	22.471 0.052	28.208	25.478	26.325 0.305	1'42.482	1'42.839	4	0.357
5	28 M. REITERBERGER	GER	BMW S 1000 RR	22.736	28.474 0.045	25.801	26.315	1'43.326	1'43.371	5	0.045
6	84 R. RUSSO	ITA	Kawasaki ZX-10RR	23.412 0.150	28.786	25.635	25.513	1'43.346	1'43.496	6	0.150
7	23 L. SALVADORI	ITA	BMW S 1000 RR	22.957	28.283	26.149	26.348	1'43.737	1'43.737	7	
8	16 G. RUIU	ITA	Kawasaki ZX-10RR	22.794	28.672	26.019	27.042	1'44.527	1'44.527	8	
9	2 R. TAMBURINI	ITA	BMW S 1000 RR	22.964	28.889	26.142	26.574	1'44.569	1'44.569	9	
10	46 M. CUDEVILLE	FRA	Kawasaki ZX-10RR	22.779 0.435	27.925 0.271	26.515	27.379 0.306	1'44.598	1'45.610	12	1.012
11	70 L. VITALI	ITA	Aprilia RSV4 RF	23.597	28.456	25.961	26.945 0.026	1'44.959	1'44.985	10	0.026
12	77 T. ALBERTO	PHI	Ducati 1199 Panigale R	23.072	29.124	26.671 0.117	26.528	1'45.395	1'45.512	11	0.117
13	59 A. SCHACHT	DEN	Ducati 1199 Panigale R	22.846	29.634	26.407	26.995	1'45.882	1'45.882	13	
14	45 J. BUEHN	GER	BMW S 1000 RR	23.200	28.812	26.792	27.140	1'45.944	1'45.944	14	
15	31 V. SUCHET	SUI	Kawasaki ZX-10RR	23.636	28.904	26.749 0.032	27.462	1'46.751	1'46.783	15	0.032
16	51 E. VIONNET	SUI	BMW S 1000 RR	24.461 0.128	31.343	26.964	28.317	1'51.085	1'51.213	16	0.128
17	10 A. YEGIN	TUR	Kawasaki ZX-10RR	25.239	32.159	28.147	28.626 0.805	1'54.171	1'54.976	17	0.805
Overall Ideal Time				22.075	27.599	25.012	25.503	1'40.189			

25/05/2018

These data/results cannot be reproduced, stored and/or transmitted in whole or in part by any manner of electronic, mechanical, photocopying, recording, broadcasting or otherwise now known or herein after developed without the previous express consent by the copyright owner, except for reproduction in daily press and regular printed publications on sale to the public within 60 days of the event related to those data/results and always provided that copyright symbol appears together as follows below.

© DORNA WSBK ORGANIZATION Srl 2018

PIRELLI PERUGIA TIMING

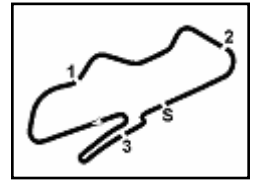

Official Tyre Supplier



Official Timekeeper



2.5
STK1000
120/03



PROSECCO DOC UK Round, Donington Park 25-27 May 2018

Superstock 1000 - Chronological Analysis Free Practice 1st Session

Donington Park 4.023 m

1 / 2

1° 52 A. DELBIANCO (1'40.627)						
Lap	Seg.1	Seg.2	Seg.3	Seg.4	Lap Time	Local Time
1		35.149	29.165	28.243		
2	24.340	32.103	27.950	27.339	1'51.732	13:27'15.513
3	23.648	31.807	27.535	27.033	1'50.023	13:30'57.268
4	23.713	31.190	26.955	27.236	1'49.094	13:32'46.362
5	23.637	30.437	26.895	26.928	1'47.897	13:34'34.259
6	23.284	29.856	27.527	26.697	1'47.364	13:36'21.623
7	23.287	29.536	26.185	26.499	1'45.507	13:38'07.130
8	23.046	29.459	26.158	26.443	1'45.106	13:39'52.236
9	24.592	31.265	28.512	33.693	1'58.062P	13:41'50.298
10	4'57.972	30.237	26.076	27.012	6'21.297P	13:48'11.595
11	22.636	28.589	25.566	26.178	1'42.969	13:49'54.564
12	22.730	28.450	25.232	26.186	1'42.598	13:51'37.162
13	22.075	27.972	25.035	25.545	1'40.627	244,4 13:53'17.789
14	22.199	27.801	25.146	25.503	1'40.649	236,3 13:54'58.438
15	22.896	28.069	25.012	26.009	1'41.986	244,4 13:56'40.424

10	22.595	28.804	25.698	26.325	1'43.422	240,6	13:50'01.948
11	22.471	28.942	26.043	31.547	1'49.003P	242,7	13:51'50.951
12	1'42.466	29.054	25.530	26.612	3'03.662P	244,4	13:54'54.613
13	22.523	28.208	25.478	26.630	1'42.839	246,1	13:56'37.452

2° 7 M. SCHEIB (1'41.562)						
Lap	Seg.1	Seg.2	Seg.3	Seg.4	Lap Time	Local Time
1		33.480	27.321	46.765		
2	24.089	30.292	27.104	27.809	1'49.294	13:30'51.217
3	23.225	28.933	26.187	27.233	1'45.578	13:32'36.795
4	22.863	28.610	26.023	27.206	1'44.702	13:34'21.497
5	22.552	29.633	25.862	26.979	1'45.026	13:36'06.523
6	23.057	29.096	25.990	29.298	1'47.441	13:37'53.964
7	22.953	28.811	25.775	27.191	1'44.730	13:39'38.694
8	22.782	28.585	25.642	26.692	1'43.701	13:41'22.395
9	23.918	30.183	26.645	33.263	1'54.009P	13:43'16.404
10	5'08.747	28.757	25.650	26.567	6'29.721P	13:49'46.125
11	22.232	27.763	26.078	26.279	1'42.352	13:51'28.477
12	22.306	27.629	25.268	26.359	1'41.562	250,1 13:53'10.039
13	22.331	28.356	26.080	27.026	1'43.793	13:54'53.832
14	22.432	27.808	26.537	33.352	1'50.129	13:56'43.961

5° 28 M. REITERBERGER (1'43.371)						
Lap	Seg.1	Seg.2	Seg.3	Seg.4	Lap Time	Local Time
1		33.853	29.239	29.266		
2	24.830	32.286	28.321	28.247	1'53.684	13:29'32.377
3	24.558	30.976	26.925	27.936	1'50.395	13:31'22.772
4	24.369	31.134	27.844	28.014	1'51.361	13:33'14.133
5	23.849	30.449	26.854	28.007	1'49.159	13:35'03.292
6	23.507	30.199	27.561	33.600	1'54.867P	13:36'58.159
7	5'32.102	31.414	28.174	27.995	6'59.685P	13:43'57.844
8	23.396	29.355	26.843	27.771	1'47.365	13:45'45.209
9	23.201	28.905	26.228	27.265	1'45.599	241,1 13:47'30.808
10	23.005	28.474	25.994	27.296	1'44.769	239,5 13:49'15.577
11	22.743	29.369	26.522	31.571	1'50.205P	237,9 13:51'05.782
12	1'50.828	29.208	26.343	26.869	3'13.248P	237,9 13:54'19.030
13	22.736	28.519	25.801	26.315	1'43.371	240,0 13:56'02.401

6° 84 R. RUSSO (1'43.496)						
Lap	Seg.1	Seg.2	Seg.3	Seg.4	Lap Time	Local Time
1		35.412	30.200	30.813		
2	25.077	31.706	28.023	27.389	1'52.195	13:29'30.849
3	23.444	30.629	26.719	27.215	1'48.007	13:31'18.856
4	23.412	32.735	28.942	27.545	1'52.634	13:33'11.490
5	23.566	30.300	27.099	27.640	1'48.605	13:35'00.095
6	25.422	34.555	30.974	34.182	2'05.133P	13:37'05.228
7	11'07.818	35.030	33.402	30.722	12'46.972P	13:49'52.200
8	24.892	30.348	26.895	27.969	1'50.104	13:51'42.304
9	24.295	30.141	26.461	26.075	1'46.972	13:53'29.276
10	23.562	28.786	25.635	25.513	1'43.496	243,8 13:55'12.772

3° 15 F. SANDI (1'42.191)						
Lap	Seg.1	Seg.2	Seg.3	Seg.4	Lap Time	Local Time
1		33.871	29.484	30.596		
2	23.836	30.832	27.183	29.038	1'50.889	13:29'50.434
3	23.486	30.168	27.163	28.729	1'49.546	13:31'39.980
4	23.441	29.851	26.582	28.290	1'48.164	13:33'28.144
5	23.335	29.785	26.674	28.179	1'47.973	13:35'16.117
6	23.244	29.781	26.867	28.095	1'47.987	13:37'04.104
7	23.327	30.556	26.933	28.026	1'48.842	13:38'52.946
8	23.507	28.891	26.680	27.569	1'46.647	13:40'39.593
9	23.487	30.020	27.509	28.125	1'49.141	13:42'28.734
10	23.226	29.180	26.441	27.718	1'46.565	13:44'15.299
11	23.390	28.539	26.137	27.243	1'45.309	13:46'00.608
12	25.338	31.949	28.722	33.124	1'59.133P	13:47'59.741
13	2'58.176	33.393	26.923	27.067	4'25.559P	13:52'25.300
14	22.924	27.762	25.380	26.365	1'42.431	237,4 13:54'07.731
15	22.751	27.599	25.445	26.396	1'42.191	236,9 13:55'49.922

7° 23 L. SALVADORI (1'43.737)						
Lap	Seg.1	Seg.2	Seg.3	Seg.4	Lap Time	Local Time
1		35.450	28.664	40.479		
2	20'06.857	32.068	28.181	28.268	21'35.374P	13:50'31.524
3	24.068	29.917	26.609	27.362	1'47.956	13:52'19.480
4	23.593	28.751	26.431	26.879	1'45.654	13:54'05.134
5	22.957	28.283	26.149	26.348	1'43.737	225,4 13:55'48.871

4° 21 F. MARINO (1'42.839)						
Lap	Seg.1	Seg.2	Seg.3	Seg.4	Lap Time	Local Time
1				27.331		
2	23.392	30.363	27.200	31.726	1'52.681P	13:33'07.891
3	3'14.534	29.978	26.430	27.138	4'38.080P	13:37'45.971
4	22.795	29.529	26.234	27.740	1'46.298	13:39'32.269
5	22.732	29.504	26.466	26.898	1'45.600	13:41'17.869
6	23.952	29.279	26.345	26.565	1'46.141	13:43'04.010
7	22.779	30.098	25.952	26.742	1'45.571	13:44'49.581
8	22.796	29.496	26.305	26.527	1'45.124	13:46'34.705
9	22.612	28.866	25.823	26.520	1'43.821	13:48'18.526

8° 16 G. RUIU (1'44.527)						
Lap	Seg.1	Seg.2	Seg.3	Seg.4	Lap Time	Local Time
1		36.567	31.229	30.937		
2	24.865	32.437	28.886	28.718	1'54.906	13:29'05.814
3	24.589	32.062	28.292	28.910	1'53.853	13:30'59.667
4	24.666	31.830	28.227	29.501	1'54.224	13:32'53.891
5	25.382	31.912	28.851	29.974	1'56.119	13:34'50.010
6	24.384	32.067	28.284	29.119	1'53.854	13:36'43.864
7	24.438	31.782	28.402	29.227	1'53.849	13:38'37.713
8	24.090	31.006	29.869	38.247	2'03.212P	13:40'40.925
9	2'39.582	31.252	27.676	28.543	4'07.053P	13:44'47.978
10	23.540	30.172	27.009	27.425	1'48.146	13:46'36.124
11	23.328	29.923	26.640	27.553	1'47.444	244,4 13:48'23.568
12	23.416	29.227	26.479	27.419	1'46.541	234,3 13:50'10.109
13	22.970	29.265	26.330	27.571	1'46.136	240,6 13:51'56.245
14	23.033	29.127	26.657	27.085	1'45.902	237,9 13:53'42.147
15	22.794	28.672	26.019	27.042	1'44.527	240,0 13:55'26.674

9° 2 R. TAMBURINI (1'44.569)						
Lap	Seg.1	Seg.2	Seg.3	Seg.4	Lap Time	Local Time
1		34.225	29.164	35.039		
2	16'02.122	34.221	29.946	30.115	17'36.404P	190,0 13:48'49.166

25/05/2018 P = Pits In/Out - C = Lap Time Cancelled

These data/results cannot be reproduced, stored and/or transmitted in whole or in part by any manner of electronic, mechanical, photocopying, recording, broadcasting or otherwise now known or herein after developed without the previous express consent by the copyright owner, except for reproduction in daily press and regular printed publications on sale to the public within 60 days of the event related to those data/results and always provided that copyright symbol appears together as follows below.

© DORNA WSBK ORGANIZATION Srl 2018

FIAT PERUGIA TIMING



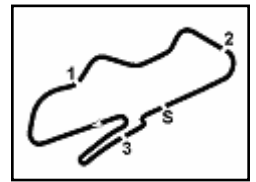
Official Tyre Supplier



Official Timekeeper



2.5
STK1000
120/03



Donington Park 4.023 m

PROSECCO DOC UK Round, Donington Park 25-27 May 2018

Superstock 1000 - Chronological Analysis Free Practice 1st Session

2 / 2

3	24.985	34.771	29.762	29.411	1'58.929	199,5	13:50'48.095	2	26.365	32.932	29.481	28.450	1'57.228	176,0	13:29'43.484
4	25.378	36.848	32.045	33.114	2'07.385	182,9	13:52'55.480	3	24.472	31.392	28.056	27.992	1'51.912	210,8	13:31'35.396
5	24.072	31.252	27.409	26.828	1'49.561	212,1	13:54'45.041	4	24.240	30.497	27.928	27.629	1'50.294	219,9	13:33'25.690
6	22.964	28.889	26.142	26.574	1'44.569	228,8	13:56'29.610	5	23.753	30.169	27.505	27.610	1'49.037	220,4	13:35'14.727

10° 70 L. VITALI (1'44.985)							
Lap	Seg.1	Seg.2	Seg.3	Seg.4	Lap Time	km/h	Local Time
1		35.472	28.619	31.430		210,8	13:28'47.492
2	25.839	32.202	30.159	29.923	1'58.123	220,8	13:30'45.615
3	25.170	30.963	27.518	27.985	1'51.636	224,5	13:32'37.251
4	23.915	30.065	29.900	37.781	2'01.661P	176,0	13:34'38.912
5	15'48.737	29.947	27.880	27.544	17'14.108P	220,8	13:51'53.020
6	24.142	29.401	26.364	26.945	1'46.852	234,3	13:53'39.872
7	23.597	28.456	25.961	26.971	1'44.985	241,1	13:55'24.857

11° 77 T. ALBERTO (1'45.512)							
Lap	Seg.1	Seg.2	Seg.3	Seg.4	Lap Time	km/h	Local Time
1		37.132	30.258	30.139		216,8	13:27'37.103
2	25.951	32.148	28.718	28.124	1'54.941	219,5	13:29'32.044
3	24.753	31.863	27.550	27.740	1'51.906	218,6	13:31'23.950
4	24.313	31.106	27.518	27.695	1'50.632	230,8	13:33'14.582
5	24.099	30.317	26.849	27.643	1'48.908	223,6	13:35'03.490
6	24.348	30.518	27.927	27.408	1'50.201	219,9	13:36'53.691
7	24.653	30.996	27.785	32.968	1'56.402P	224,5	13:38'50.093
8	3'56.370	37.060	27.439	28.082	5'28.951P	233,3	13:44'19.044
9	23.769	30.498	26.990	26.742	1'47.999	223,6	13:46'07.043
10	23.844	30.047	27.032	27.581	1'48.504	225,0	13:47'55.547
11	23.558	29.904	26.739	26.764	1'46.965	225,0	13:49'42.512
12	23.571	29.677	26.676	26.663	1'46.587	229,3	13:51'29.099
13	23.072	29.124	26.788	26.528	1'45.512	225,9	13:53'14.611
14	23.414	29.260	26.671	26.791	1'46.136	222,6	13:55'00.747

12° 46 M. CUDEVILLE (1'45.610)							
Lap	Seg.1	Seg.2	Seg.3	Seg.4	Lap Time	km/h	Local Time
1		35.452	31.992	38.919		214,2	13:27'30.857
2	3'46.332	34.562	29.214	31.184	5'21.292P	227,3	13:32'52.149
3	25.886	32.537	29.063	30.343	1'57.829	229,3	13:34'49.978
4	25.708	31.651	28.576	29.574	1'55.509	224,0	13:36'45.487
5	24.577	30.528	28.339	29.714	1'53.158	225,0	13:38'38.645
6	24.265	30.199	27.772	28.698	1'50.934	232,3	13:40'29.579
7	24.207	30.972	27.368	28.821	1'50.934	224,5	13:42'56.617
8	23.599	29.299	26.674	27.646	1'47.218	230,8	13:44'43.835
9	23.091	28.921	27.212	27.379	1'46.603	235,3	13:51'30.438
10	22.779	27.925	50.073	28.395	2'09.172	190,3	13:53'39.610
11	23.214	28.196	26.515	27.685	1'45.610	239,5	13:55'25.220

13° 59 A. SCHACHT (1'45.882)							
Lap	Seg.1	Seg.2	Seg.3	Seg.4	Lap Time	km/h	Local Time
1		35.156	31.591	29.998		212,1	13:31'19.863
2	25.540	32.704	28.613	28.604	1'55.461	199,5	13:33'15.324
3	24.281	30.921	27.289	27.725	1'50.216	217,7	13:35'05.540
4	24.379	30.711	28.222	28.635	1'51.947	215,9	13:36'57.487
5	24.047	30.446	27.192	27.771	1'49.456	220,8	13:38'46.943
6	23.524	30.365	27.319	27.765	1'48.973	225,4	13:40'35.916
7	23.467	30.532	27.359	27.804	1'49.162	219,9	13:42'25.078
8	24.302	32.398	27.703	35.499	1'59.902P	207,6	13:44'24.980
9	5'00.019	30.835	27.401	27.975	6'26.230P	219,9	13:50'51.210
10	23.513	30.009	26.628	27.192	1'47.342	230,3	13:52'38.552
11	23.079	29.679	26.473	27.161	1'46.392	229,3	13:54'24.944
12	22.846	29.634	26.407	26.995	1'45.882	230,3	13:56'10.826

14° 45 J. BUEHN (1'45.944)							
Lap	Seg.1	Seg.2	Seg.3	Seg.4	Lap Time	km/h	Local Time
1		36.848	32.105	30.303		150,2	13:27'46.256

15° 31 V. SUCHET (1'46.783)							
Lap	Seg.1	Seg.2	Seg.3	Seg.4	Lap Time	km/h	Local Time
1		37.366	30.631	32.308		212,5	13:27'13.083
2	26.287	34.499	29.638	30.781	2'01.205	207,2	13:29'14.288
3	25.555	32.742	29.160	29.898	1'57.355	211,7	13:31'11.643
4	25.003	32.056	28.365	29.193	1'54.617	213,8	13:33'06.260
5	25.212	31.351	28.168	28.897	1'53.628	220,8	13:34'59.888
6	24.561	31.817	28.175	28.466	1'53.019	219,0	13:36'52.907
7	25.024	30.988	27.951	28.564	1'52.527	220,4	13:38'45.434
8	24.558	30.837	28.004	28.838	1'52.237	220,4	13:40'37.671
9	24.621	30.482	27.715	28.944	1'51.762	224,0	13:42'29.433
10	24.139	30.566	27.887	28.614	1'51.206	226,4	13:44'20.639
11	24.462	30.609	27.391	28.579	1'51.041	228,3	13:46'11.680
12	24.154	29.767	27.067	28.013	1'49.001	230,3	13:48'00.681
13	24.106	29.698	27.047	27.990	1'48.841	232,8	13:49'49.522
14	24.099	29.420	26.828	27.752	1'48.099	230,8	13:51'37.621
15	23.785	29.011	26.749	27.620	1'47.165	232,8	13:53'24.786
16	23.636	28.904	26.781	27.462	1'46.783	230,3	13:55'11.569

16° 51 E. VIONNET (1'51.213)							
Lap	Seg.1	Seg.2	Seg.3	Seg.4	Lap Time	km/h	Local Time
1		35.919	29.802	29.988		202,1	13:27'08.987
2	25.481	33.398	28.639	29.077	1'56.595	213,8	13:29'05.582
3	24.621	32.622	28.615	29.072	1'54.930	214,2	13:31'00.512
4	24.461	31.795	28.341	37.065	2'01.662P	197,7	13:33'02.174
5	14'28.023	37.098	30.739	30.688	16'06.548P	185,4	13:49'08.722
6	26.787	34.096	28.829	29.622	1'59.334	199,5	13:51'08.056
7	25.482	32.664	28.343	28.805	1'55.294	202,9	13:53'03.350
8	24.935	32.131	27.293	28.892	1'53.251	217,7	13:54'56.601
9	24.589	31.343	26.964	28.317	1'51.213	224,5	13:56'47.814

17° 10 A. YEGIN (1'54.976)							
Lap	Seg.1	Seg.2	Seg.3	Seg.4	Lap Time	km/h	Local Time
1		41.493	34.881	34.371		163,2	13:28'38.169
2	28.516	37.289	32.131	32.082	2'10.018	196,9	13:30'48.187
3	27.020	37.953	29.708	30.165	2'04.846	204,8	13:32'53.033
4	26.120	34.926	29.934	31.400	2'02.380	209,6	13:34'55.413
5	26.233	35.727	29.734	30.433	2'02.127	201,4	13:36'57.540
6	26.176	34.901	29.447	29.976	2'00.500	208,0	13:38'58.040
7	26.389	34.852	29.610	30.332	2'01.183	210,4	13:40'59.223
8	26.467	34.230	29.385	29.677	1'59.759	217,7	13:42'58.982
9	26.102	33.657	30.784	29.890	2'00.433	203,7	13:44'59.415
10	25.785	33.692	29.681	29.405	1'58.563	216,4	13:46'57.978
11	26.041	33.460	29.087	29.582	1'58.170	208,4	13:48'56.148
12	25.961	33.069	28.946	28.654	1'56.630	209,2	13:50'52.778
13	25.874	33.063	28.200	29.110	1'56.247	214,6	13:52'49.025
14	25.707	32.820	28.698	28.626	1'55.851	206,0	13:54'44.876
15	25.239	32.159	28.147	29.431	1'54.976	218,6	13:56'39.852

25/05/2018 P = Pits In/Out - C = Lap Time Cancelled

These data/results cannot be reproduced, stored and/or transmitted in whole or in part by any manner of electronic, mechanical, photocopying, recording, broadcasting or otherwise now known or herein after developed without the previous express consent by the copyright owner, except for reproduction in daily press and regular printed publications on sale to the public within 60 days of the event related to those data/results and always provided that copyright symbol appears together as follows below.

© DORNA WSBK ORGANIZATION Srl 2018

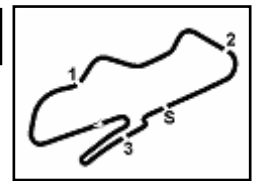
PIRELLI PERUGIA TIMING



Official Tyre Supplier



Official Timekeeper



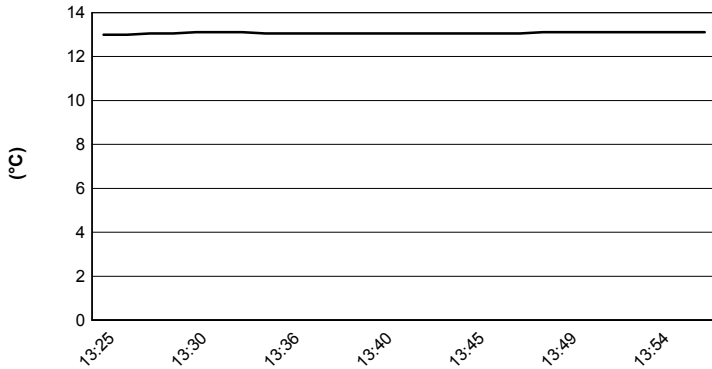
Donington Park 4.023 m

PROSECCO DOC UK Round, Donington Park 25-27 May 2018

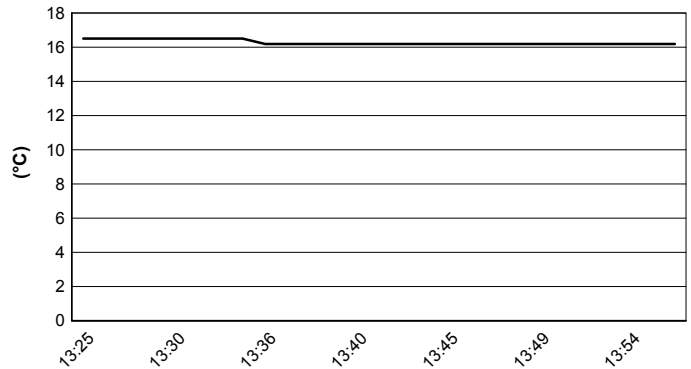
Superstock 1000 - Weather Report Free Practice 1st Session

Session started 13:25 - Session ended 13:56

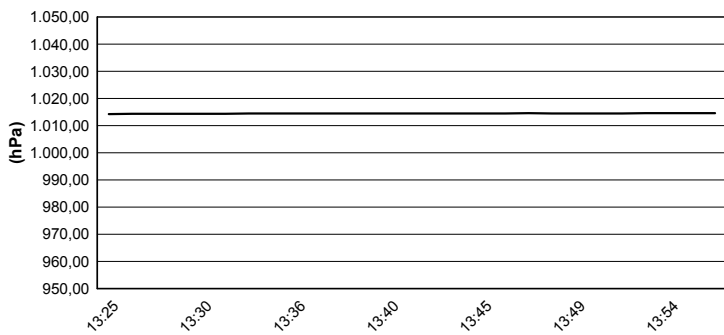
Air Temperature



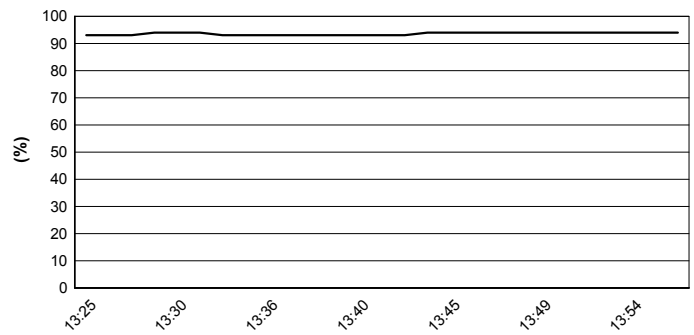
Track Temperature



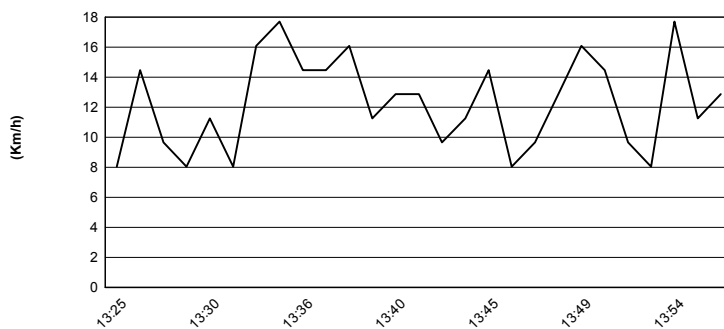
Air Pressure



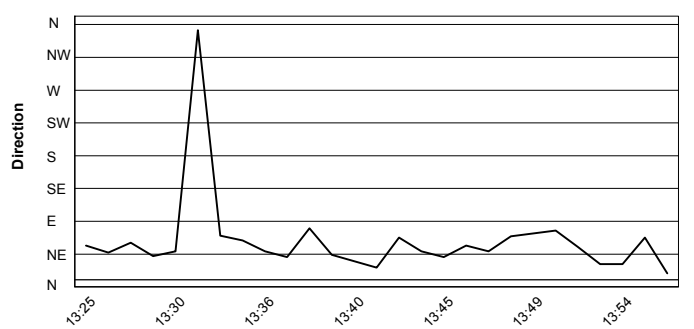
Humidity



Wind Speed



Wind Direction



25/05/2018

These data/results cannot be reproduced, stored and/or transmitted in whole or in part by any manner of electronic, mechanical, photocopying, recording, broadcasting or otherwise now known or herein after developed without the previous express consent by the copyright owner, except for reproduction in daily press and regular printed publications on sale to the public within 60 days of the event related to those data/results and always provided that copyright symbol appears together as follows below.

© DORNA WSBK ORGANIZATION Srl 2018