

PROSECCO DOC UK Round, Donington Park 25-27 May 2018

Superstock 1000 - Combined Results

No.	Rider	Nat	Team	Bike	FP1	FP2	FP3	Time	Gap	Rel.	Avg Laps
1	28 M. REITERBERGER	GER	alpha Racing-Van Zon-BMW	BMW S 1000 RR	1'43.371	1'30.742	1'29.507	1'29.507			161,806 43
2	2 R. TAMBURINI	ITA	Berclaz Racing Team	BMW S 1000 RR	1'44.569	1'30.663	1'29.642	1'29.642	0.135	0.135	161,563 28
3	7 M. SCHEIB	CHI	Aprilia Racing Team	Aprilia RSV4 RF	1'41.562	1'30.704	1'29.740	1'29.740	0.233	0.098	161,386 42
4	52 A. DELBIANCO	ITA	GULF ALTHEA BMW Racing Team	BMW S 1000 RR	1'40.627	1'31.485	1'30.060	1'30.060	0.553	0.320	160,813 40
5	21 F. MARINO	FRA	URBIS Yamaha Motoxtracing STK Team	Yamaha YZF R1	1'42.839	1'31.221	1'30.104	1'30.104	0.597	0.044	160,734 42
6	15 F. SANDI	ITA	MOTOCORSA Racing	Ducati 1199 Panigale R	1'42.191	1'31.636	1'30.349	1'30.349	0.842	0.245	160,298 43
7	70 L. VITALI	ITA	Aprilia Racing Team	Aprilia RSV4 RF	1'44.985	1'31.403	1'30.647	1'30.647	1.140	0.298	159,771 33
8	45 J. BUEHN	GER	alpha Racing-Van Zon-BMW	BMW S 1000 RR	1'45.944	1'32.352	1'31.001	1'31.001	1.494	0.354	159,150 42
9	23 L. SALVADORI	ITA	Berclaz Racing Team	BMW S 1000 RR	1'43.737	1'31.924	1'31.104	1'31.104	1.597	0.103	158,970 24
10	59 A. SCHACHT	DEN	EAB SCHACHT Racing Team	Ducati 1199 Panigale R	1'45.882	1'32.172	1'31.382	1'31.382	1.875	0.278	158,486 38
11	16 G. RUJU	ITA	Team Pedercini Racing	Kawasaki ZX-10RR	1'44.527	1'32.393	1'31.486	1'31.486	1.979	0.104	158,306 45
12	51 E. VIONNET	SUI	MOTOS VIONNET	BMW S 1000 RR	1'51.213	1'32.949	1'31.503	1'31.503	1.996	0.017	158,277 36
13	84 R. RUSSO	ITA	C.M. Racing	Kawasaki ZX-10RR	1'43.496	1'34.648	1'31.624	1'31.624	2.117	0.121	158,068 22
14	31 V. SUCHET	SUI	Flembo Leader Team	Kawasaki ZX-10RR	1'46.783	1'33.706	1'32.830	1'32.830	3.323	1.206	156,014 45
15	46 M. CUDEVILLE	FRA	Flembo Leader Team	Kawasaki ZX-10RR	1'45.610	1'34.289	1'33.060	1'33.060	3.553	0.230	155,629 34
16	77 T. ALBERTO	PHI	MOTOCORSA Racing	Ducati 1199 Panigale R	1'45.512	1'34.546	1'33.498	1'33.498	3.991	0.438	154,900 33
17	10 A. YEGIN	TUR	Nutec - Benjan - Kawasaki	Kawasaki ZX-10RR	1'54.976	1'39.230	1'36.157	1'36.157	6.650	2.659	150,616 41

26/05/2018

These data/results cannot be reproduced, stored and/or transmitted in whole or in part by any manner of electronic, mechanical, photocopying, recording, broadcasting or otherwise now known or herein after developed without the previous express consent by the copyright owner, except for reproduction in daily press and regular printed publications on sale to the public within 60 days of the event related to those data/results and always provided that copyright symbol appears together as follows below.

© DORNA WSBK ORGANIZATION Srl 2018

FICR PERUGIA TIMING



Official Tyre Supplier



Official Timekeeper

PROSECCO DOC UK Round, Donington Park 25-27 May 2018

Superstock 1000 - Results Free Practice 3rd Session

Donington Park 4.023 m

1 / 2

No.	Rider	Nat	Team	Bike	Time	Gap	Rel.	Laps	Speed	
									Avg	Max
1	28 M. REITERBERGER	GER	alpha Racing-Van Zon-BMW	BMW S 1000 RR	1'29.507			16	161,806	259,7
2	2 R. TAMBURINI	ITA	Berclaz Racing Team	BMW S 1000 RR	1'29.642	0.135	0.135	12	161,563	259,1
3	7 M. SCHEIB	CHI	Aprilia Racing Team	Aprilia RSV4 RF	1'29.740	0.233	0.098	14	161,386	256,6
4	52 A. DELBIANCO	ITA	GULF ALTHEA BMW Racing Team	BMW S 1000 RR	1'30.060	0.553	0.320	13	160,813	259,1
5	21 F. MARINO	FRA	URBIS Yamaha Motoxracing STK Team	Yamaha YZF R1	1'30.104	0.597	0.044	15	160,734	257,9
6	15 F. SANDI	ITA	MOTOCORSA Racing	Ducati 1199 Panigale R	1'30.349	0.842	0.245	14	160,298	254,8
7	70 L. VITALI	ITA	Aprilia Racing Team	Aprilia RSV4 RF	1'30.647	1.140	0.298	13	159,771	257,3
8	45 J. BUEHN	GER	alpha Racing-Van Zon-BMW	BMW S 1000 RR	1'31.001	1.494	0.354	14	159,150	256,0
9	23 L. SALVADORI	ITA	Berclaz Racing Team	BMW S 1000 RR	1'31.104	1.597	0.103	11	158,970	251,8
10	59 A. SCHACHT	DEN	EAB SCHACHT Racing Team	Ducati 1199 Panigale R	1'31.382	1.875	0.278	11	158,486	250,7
11	16 G. RUIU	ITA	Team Pedercini Racing	Kawasaki ZX-10RR	1'31.486	1.979	0.104	15	158,306	254,8
12	51 E. VIONNET	SUI	MOTOS VIONNET	BMW S 1000 RR	1'31.503	1.996	0.017	14	158,277	254,8
13	84 R. RUSSO	ITA	C.M. Racing	Kawasaki ZX-10RR	1'31.624	2.117	0.121	12	158,068	253,6
14	31 V. SUCHE	SUI	Flembo Leader Team	Kawasaki ZX-10RR	1'32.830	3.323	1.206	15	156,014	251,8
15	46 M. CUDEVILLE	FRA	Flembo Leader Team	Kawasaki ZX-10RR	1'33.060	3.553	0.230	9	155,629	248,9
16	77 T. ALBERTO	PHI	MOTOCORSA Racing	Ducati 1199 Panigale R	1'33.498	3.991	0.438	5	154,900	251,8
----- Out 107% in this Session -----										
17	10 A. YEGIN	TUR	Nutec - Benjan - Kawasaki	Kawasaki ZX-10RR	1'36.157	6.650	2.659	15	150,616	244,9

Qualifying Lap Time (107% of 1'29.507): 1'35.773

AIR	Humidity:	83%	Temp:	15°C
TRACK	Condition:	Dry	Temp:	22°C

Records	Pole (QP)	2015	R. Tamburini	1'29.449	161,910	Km/h
	Race (RC)	2016	R. De Rosa	1'29.800	161,280	Km/h
	Circuit (QP)	2015	R. Tamburini	1'29.449	161,910	Km/h

Start End The results are provisional until the end of the time limit for protests and appeals
 26/05/2018 10:00 10:31 and the completion of the technical checks.

These data/results cannot be reproduced, stored and/or transmitted in whole or in part by any manner of electronic, mechanical, photocopying, recording, broadcasting or otherwise now known or herein after developed without the previous express consent by the copyright owner, except for reproduction in daily press and regular printed publications on sale to the public within 60 days of the event related to those data/results and always provided that copyright symbol appears together as follows below.

© DORNA WSBK ORGANIZATION Srl 2018

Session Highlights

Local Time	No. Rider	Description
10.00.00		Start
10.02.34	10 A. YEGIN	Current Lap Cancelled - Exceeded Track Limits - Turn 10
10.12.08	77 T. ALBERTO	Crashed - Turn 7
10.16.35	84 R. RUSSO	On the Gravel - Re-Joined - Turn 10
10.18.29	59 A. SCHACHT	On the Gravel - Re-Joined - Turn 8
10.22.11	46 M. CUDEVILLE	Crashed - Turn 12
10.24.09	46 M. CUDEVILLE	Re-joined
10.30.33	70 L. VITALI	On the Gravel - Re-Joined - Turn 10
10.31.29		End Of Session

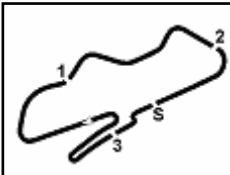
Fastest Laps Sequence

No.	Rider	Nat	Team	Bike	Local Time	Time	Gap	Avg
21	F. MARINO	FRA	URBIS Yamaha Motox Racing STK Team	Yamaha YZF R1	10:03'08.681	1'31.099		158,979
7	M. SCHEIB	CHI	Aprilia Racing Team	Aprilia RSV4 RF	10:03'47.960	1'30.867	-0.232	159,385
7	M. SCHEIB	CHI	Aprilia Racing Team	Aprilia RSV4 RF	10:05'18.758	1'30.798	-0.069	159,506
28	M. REITERBERGER	GER	alpha Racing-Van Zon-BMW	BMW S 1000 RR	10:06'12.964	1'30.419	-0.379	160,174
7	M. SCHEIB	CHI	Aprilia Racing Team	Aprilia RSV4 RF	10:06'49.001	1'30.243	-0.176	160,487
52	A. DELBIANCO	ITA	GULF ALTHEA BMW Racing Team	BMW S 1000 RR	10:09'22.281	1'30.060	-0.183	160,813
28	M. REITERBERGER	GER	alpha Racing-Van Zon-BMW	BMW S 1000 RR	10:16'49.141	1'29.749	-0.311	161,370
28	M. REITERBERGER	GER	alpha Racing-Van Zon-BMW	BMW S 1000 RR	10:26'10.607	1'29.620	-0.129	161,602
28	M. REITERBERGER	GER	alpha Racing-Van Zon-BMW	BMW S 1000 RR	10:29'11.400	1'29.507	-0.113	161,806

Start End The results are provisional until the end of the time limit for protests and appeals
 26/05/2018 10:00 10:31 and the completion of the technical checks.

These data/results cannot be reproduced, stored and/or transmitted in whole or in part by any manner of electronic, mechanical, photocopying, recording, broadcasting or otherwise now known or herein after developed without the previous express consent by the copyright owner, except for reproduction in daily press and regular printed publications on sale to the public within 60 days of the event related to those data/results and always provided that copyright symbol appears together as follows below.

© DORNA WSBK ORGANIZATION Srl 2018



PROSECCO DOC UK Round, Donington Park 25-27 May 2018

Superstock 1000 - Best Sector & Speed Free Practice 3rd Session

BEST LAP			
1	28 M. REITERBERGER	BMW S 1000 RR	1'29.507
2	2 R. TAMBURINI	BMW S 1000 RR	1'29.642
3	7 M. SCHEIB	Aprilia RSV4 RF	1'29.740
4	52 A. DELBIANCO	BMW S 1000 RR	1'30.060
5	21 F. MARINO	Yamaha YZF R1	1'30.104
6	15 F. SANDI	Ducati 1199 Panigale R	1'30.349
7	70 L. VITALI	Aprilia RSV4 RF	1'30.647
8	45 J. BUEHN	BMW S 1000 RR	1'31.001
9	23 L. SALVADORI	BMW S 1000 RR	1'31.104
10	59 A. SCHACHT	Ducati 1199 Panigale R	1'31.382
11	16 G. RUIU	Kawasaki ZX-10RR	1'31.486
12	51 E. VIONNET	BMW S 1000 RR	1'31.503
13	84 R. RUSSO	Kawasaki ZX-10RR	1'31.624
14	31 V. SUCHET	Kawasaki ZX-10RR	1'32.830
15	46 M. CUDEVILLE	Kawasaki ZX-10RR	1'33.060
16	77 T. ALBERTO	Ducati 1199 Panigale R	1'33.498
17	10 A. YEGIN	Kawasaki ZX-10RR	1'36.157

SPEED			
1	28 M. REITERBERGER	BMW S 1000 RR	259,7
2	52 A. DELBIANCO	BMW S 1000 RR	259,1
3	2 R. TAMBURINI	BMW S 1000 RR	259,1
4	21 F. MARINO	Yamaha YZF R1	257,9
5	70 L. VITALI	Aprilia RSV4 RF	257,3
6	7 M. SCHEIB	Aprilia RSV4 RF	256,6
7	45 J. BUEHN	BMW S 1000 RR	256,0
8	15 F. SANDI	Ducati 1199 Panigale R	254,8
9	16 G. RUIU	Kawasaki ZX-10RR	254,8
10	51 E. VIONNET	BMW S 1000 RR	254,8
11	84 R. RUSSO	Kawasaki ZX-10RR	253,6
12	77 T. ALBERTO	Ducati 1199 Panigale R	251,8
13	31 V. SUCHET	Kawasaki ZX-10RR	251,8
14	23 L. SALVADORI	BMW S 1000 RR	251,8
15	59 A. SCHACHT	Ducati 1199 Panigale R	250,7
16	46 M. CUDEVILLE	Kawasaki ZX-10RR	248,9
17	10 A. YEGIN	Kawasaki ZX-10RR	244,9

SEG. 1		
1	28 M. REITERBERGER	19.258
2	52 A. DELBIANCO	19.283
3	7 M. SCHEIB	19.295
4	2 R. TAMBURINI	19.312
5	21 F. MARINO	19.376
6	70 L. VITALI	19.413
7	15 F. SANDI	19.419
8	59 A. SCHACHT	19.511
9	45 J. BUEHN	19.554
10	51 E. VIONNET	19.576
11	16 G. RUIU	19.593
12	23 L. SALVADORI	19.615
13	84 R. RUSSO	19.642
14	31 V. SUCHET	19.769
15	77 T. ALBERTO	19.986
16	46 M. CUDEVILLE	20.070
17	10 A. YEGIN	20.905

SEG. 2		
1	2 R. TAMBURINI	24.419
2	28 M. REITERBERGER	24.504
3	21 F. MARINO	24.523
4	7 M. SCHEIB	24.533
5	15 F. SANDI	24.682
6	52 A. DELBIANCO	24.787
7	45 J. BUEHN	24.798
8	70 L. VITALI	24.823
9	16 G. RUIU	24.861
10	23 L. SALVADORI	24.861
11	84 R. RUSSO	25.013
12	51 E. VIONNET	25.029
13	59 A. SCHACHT	25.056
14	31 V. SUCHET	25.279
15	46 M. CUDEVILLE	25.507
16	77 T. ALBERTO	25.648
17	10 A. YEGIN	26.490

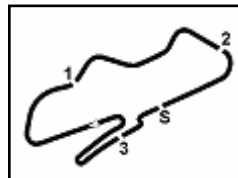
SEG. 3		
1	7 M. SCHEIB	22.407
2	28 M. REITERBERGER	22.448
3	70 L. VITALI	22.516
4	2 R. TAMBURINI	22.537
5	52 A. DELBIANCO	22.543
6	21 F. MARINO	22.551
7	15 F. SANDI	22.608
8	23 L. SALVADORI	22.707
9	84 R. RUSSO	22.798
10	59 A. SCHACHT	22.824
11	16 G. RUIU	22.839
12	45 J. BUEHN	22.896
13	51 E. VIONNET	22.916
14	46 M. CUDEVILLE	23.289
15	31 V. SUCHET	23.360
16	77 T. ALBERTO	23.371
17	10 A. YEGIN	24.004

SEG. 4		
1	28 M. REITERBERGER	23.142
2	7 M. SCHEIB	23.297
3	52 A. DELBIANCO	23.315
4	2 R. TAMBURINI	23.374
5	45 J. BUEHN	23.513
6	21 F. MARINO	23.533
7	15 F. SANDI	23.566
8	70 L. VITALI	23.649
9	51 E. VIONNET	23.677
10	59 A. SCHACHT	23.767
11	23 L. SALVADORI	23.896
12	84 R. RUSSO	23.946
13	16 G. RUIU	23.960
14	46 M. CUDEVILLE	24.021
15	31 V. SUCHET	24.034
16	77 T. ALBERTO	24.089
17	10 A. YEGIN	24.649

26/05/2018

These data/results cannot be reproduced, stored and/or transmitted in whole or in part by any manner of electronic, mechanical, photocopying, recording, broadcasting or otherwise now known or herein after developed without the previous express consent by the copyright owner, except for reproduction in daily press and regular printed publications on sale to the public within 60 days of the event related to those data/results and always provided that copyright symbol appears together as follows below.

© DORNA WSBK ORGANIZATION Srl 2018



Donington Park 4.023 m

PROSECCO DOC UK Round, Donington Park 25-27 May 2018

Superstock 1000 - Ideal Time Free Practice 3rd Session

No. Rider	Nat	Bike	Seg. 1	Seg. 2	Seg. 3	Seg. 4	Ideal Time		
			Diff. 1	Diff. 2	Diff. 3	Diff. 4	Best Lap	Pos.	Diff.
1	28 M. REITERBERGER	GER BMW S 1000 RR	19.258 0.001	24.504	22.448 0.154	23.142	1'29.352 1'29.507	1	0.155
2	7 M. SCHEIB	CHI Aprilia RSV4 RF	19.295 0.021	24.533 0.116	22.407	23.297 0.071	1'29.532 1'29.740	3	0.208
3	2 R. TAMBURINI	ITA BMW S 1000 RR	19.312	24.419	22.537	23.374	1'29.642 1'29.642	2	
4	52 A. DELBIANCO	ITA BMW S 1000 RR	19.283 0.001	24.787 0.111	22.543 0.020	23.315	1'29.928 1'30.060	4	0.132
5	21 F. MARINO	FRA Yamaha YZF R1	19.376	24.523	22.551 0.036	23.533 0.085	1'29.983 1'30.104	5	0.121
6	15 F. SANDI	ITA Ducati 1199 Panigale R	19.419	24.682	22.608 0.074	23.566	1'30.275 1'30.349	6	0.074
7	70 L. VITALI	ITA Aprilia RSV4 RF	19.413 0.099	24.823 0.115	22.516	23.649 0.032	1'30.401 1'30.647	7	0.246
8	45 J. BUEHN	GER BMW S 1000 RR	19.554 0.082	24.798	22.896	23.513 0.158	1'30.761 1'31.001	8	0.240
9	23 L. SALVADORI	ITA BMW S 1000 RR	19.615	24.861	22.707 0.025	23.896	1'31.079 1'31.104	9	0.025
10	59 A. SCHACHT	DEN Ducati 1199 Panigale R	19.511 0.066	25.056 0.044	22.824 0.004	23.767 0.110	1'31.158 1'31.382	10	0.224
11	51 E. VIONNET	SUI BMW S 1000 RR	19.576	25.029 0.096	22.916	23.677 0.209	1'31.198 1'31.503	12	0.305
12	16 G. RUIJU	ITA Kawasaki ZX-10RR	19.593	24.861	22.839	23.960 0.233	1'31.253 1'31.486	11	0.233
13	84 R. RUSSO	ITA Kawasaki ZX-10RR	19.642 0.011	25.013	22.798	23.946 0.214	1'31.399 1'31.624	13	0.225
14	31 V. SUCHET	SUI Kawasaki ZX-10RR	19.769 0.093	25.279	23.360 0.056	24.034 0.239	1'32.442 1'32.830	14	0.388
15	46 M. CUDEVILLE	FRA Kawasaki ZX-10RR	20.070 0.059	25.507	23.289 0.114	24.021	1'32.887 1'33.060	15	0.173
16	77 T. ALBERTO	PHI Ducati 1199 Panigale R	19.986 0.224	25.648 0.049	23.371 0.079	24.089 0.052	1'33.094 1'33.498	16	0.404
17	10 A. YEGIN	TUR Kawasaki ZX-10RR	20.905	26.490 0.109	24.004	24.649	1'36.048 1'36.157	17	0.109
Overall Ideal Time			19.258	24.419	22.407	23.142	1'29.226		

26/05/2018

These data/results cannot be reproduced, stored and/or transmitted in whole or in part by any manner of electronic, mechanical, photocopying, recording, broadcasting or otherwise now known or herein after developed without the previous express consent by the copyright owner, except for reproduction in daily press and regular printed publications on sale to the public within 60 days of the event related to those data/results and always provided that copyright symbol appears together as follows below.

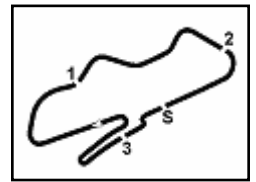
© DORNA WSBK ORGANIZATION Srl 2018

PIRELLI PERUGIA TIMING


Official Tyre Supplier



Official Timekeeper


4.5
STK1000
120/03


Donington Park 4.023 m

PROSECCO DOC UK Round, Donington Park 25-27 May 2018

Superstock 1000 - Chronological Analysis Free Practice 3rd Session

1 / 3

1° 28 M. REITERBERGER (1'29.507)							
Lap	Seg.1	Seg.2	Seg.3	Seg.4	Lap Time	km/h	Local Time
1		26.218	23.625	25.938	255,4	10:01'39.158	
2	19.601	24.734	23.735	24.265	1'32.335	257,3	10:03'11.493
3	19.503	25.222	22.875	23.452	1'31.052	256,6	10:04'42.545
4	19.469	24.819	22.713	23.418	1'30.419	259,7	10:06'12.964
5	19.626	25.657	23.145	28.019	1'36.447P	257,3	10:07'49.411
6	4'44.938	27.579	23.451	23.894	5'59.862P	253,6	10:13'49.273
7	19.501	24.620	22.542	23.456	1'30.119	256,0	10:15'19.392
8	19.365	24.552	22.448	23.384	1'29.749	258,5	10:16'49.141
9	19.417	24.626	22.521	23.353	1'29.917	257,9	10:18'19.058
10	19.331	24.715	22.573	23.272	1'29.891	257,9	10:19'48.949
11	19.436	26.114	28.372	25.343	1'39.265	167,2	10:21'28.214
12	19.520	31.944	27.307	23.938	1'42.709	220,4	10:23'10.923
13	19.400	24.803	22.585	23.276	1'30.064	257,3	10:24'40.987
14	19.289	24.576	22.477	23.278	1'29.620	256,6	10:26'10.607
15	19.508	25.294	23.054	23.430	1'31.286	255,4	10:27'41.893
16	19.259	24.504	22.602	23.142	1'29.507	256,6	10:29'11.400
17	19.258	24.663	22.646	23.776	1'30.343	257,3	10:30'41.743

9	19.286	24.808	23.290	23.391	1'30.775	256,0	10:20'38.174
10	19.441	24.787	22.723	23.555	1'30.506	259,1	10:22'08.680
11	19.287	24.787	22.635	23.616	1'30.325	257,9	10:23'39.005
12	19.458	24.924	22.543	23.362	1'30.287	258,5	10:25'09.292
13	19.520	24.830	22.770	23.703	1'30.823	258,5	10:26'40.115
14	23.890	28.697	26.940	33.432	1'52.959P	219,9	10:28'33.074

5° 21 F. MARINO (1'30.104)							
Lap	Seg.1	Seg.2	Seg.3	Seg.4	Lap Time	km/h	Local Time
1							10:01'37.582
2	19.642	24.913	22.780	23.764	1'31.099		10:03'08.681
3	19.659	24.752	22.976	23.903	1'31.290	257,9	10:04'39.971
4	19.514	25.026	22.991	23.718	1'31.249	253,6	10:06'11.220
5	19.945	25.499	22.831	28.046	1'36.321P	250,7	10:07'47.541
6	3'42.839	25.206	23.000	23.978	4'55.023P	250,7	10:12'42.564
7	19.611	24.742	22.764	23.881	1'30.998	250,7	10:14'13.562
8	19.562	24.944	22.943	27.738	1'35.187P	250,1	10:15'48.749
9	3'32.694	25.082	22.742	23.654	4'44.172P	253,6	10:20'32.921
10	19.989	25.698	23.134	23.668	1'32.489	251,8	10:22'05.410
11	19.376	24.523	22.587	23.618	1'30.104	252,4	10:23'35.514
12	19.504	24.580	22.551	23.607	1'30.242	253,0	10:25'05.756
13	19.397	24.685	22.671	23.685	1'30.438	251,8	10:26'36.194
14	24.782	26.088	22.993	23.797	1'37.660	249,5	10:28'13.854
15	19.471	24.778	22.883	23.533	1'30.665	249,5	10:29'44.519
16	23.119	27.223	23.166	23.547	1'37.055	241,6	10:31'21.574

2° 2 R. TAMBURINI (1'29.642)							
Lap	Seg.1	Seg.2	Seg.3	Seg.4	Lap Time	km/h	Local Time
1		31.967	25.514	32.636	237,9	10:05'03.321	
2	22.796	27.435	24.258	34.653	1'49.142	246,6	10:06'52.463
3	21.753	26.575	23.484	25.098	1'36.910	253,6	10:08'29.373
4	19.562	24.853	22.844	23.583	1'30.842	253,0	10:10'00.215
5	19.502	24.634	22.778	23.673	1'30.587	251,2	10:11'30.802
6	19.507	24.830	22.894	23.572	1'30.803	253,6	10:13'01.605
7	21.867	28.353	25.430	29.780	1'45.430P	216,4	10:14'47.035
8	3'20.752	26.903	23.010	24.356	4'35.021P	253,6	10:19'22.056
9	19.533	24.746	22.851	23.748	1'30.878	257,3	10:20'52.934
10	19.513	24.582	22.813	23.519	1'30.427	256,0	10:22'23.361
11	21.684	27.095	23.419	29.251	1'41.449P	254,2	10:24'04.810
12	3'49.943	25.713	22.745	24.568	5'02.969P	256,6	10:29'07.779
13	19.312	24.419	22.537	23.374	1'29.642	259,1	10:30'37.421

6° 15 F. SANDI (1'30.349)							
Lap	Seg.1	Seg.2	Seg.3	Seg.4	Lap Time	km/h	Local Time
1			30.154	23.463	24.738	254,2	10:03'23.838
2	19.889	25.129	23.265	31.579	1'39.862	253,0	10:05'03.700
3	21.373	27.958	25.474	30.990	1'45.795	228,3	10:06'49.495
4	19.745	24.941	22.852	23.864	1'31.402	253,0	10:08'20.897
5	19.528	24.923	22.810	23.682	1'30.943	254,2	10:09'51.840
6	20.415	27.005	23.154	24.381	1'34.955	251,8	10:11'26.795
7	19.494	25.053	22.829	23.716	1'31.092	251,8	10:12'57.887
8	20.415	26.468	23.670	28.401	1'38.954P	244,9	10:14'36.841
9	4'02.538	25.584	23.630	24.058	5'15.810P	252,4	10:19'52.651
10	19.524	24.852	22.899	23.642	1'30.917	254,8	10:21'23.568
11	23.545	31.985	27.370	26.253	1'49.153	193,8	10:23'12.721
12	19.604	24.814	22.608	23.784	1'30.810	253,6	10:24'43.531
13	19.464	26.945	25.334	25.707	1'37.450	221,7	10:26'20.981
14	19.419	24.682	22.682	23.566	1'30.349	254,2	10:27'51.330
15	21.785	29.063	26.675	31.332	1'48.855P	189,3	10:29'40.185

3° 7 M. SCHEIB (1'29.740)							
Lap	Seg.1	Seg.2	Seg.3	Seg.4	Lap Time	km/h	Local Time
1		26.892	23.333	24.171	251,2	10:02'17.093	
2	19.574	25.017	22.692	23.584	1'30.867	253,6	10:03'47.960
3	19.559	25.156	22.661	23.422	1'30.798	254,8	10:05'18.758
4	19.321	24.787	22.499	23.636	1'30.243	254,2	10:06'49.001
5	19.362	24.798	22.719	23.411	1'30.290	255,4	10:08'19.291
6	19.386	24.661	25.188	25.840	1'35.075	255,4	10:09'54.366
7	19.412	24.742	22.587	23.634	1'30.375	256,6	10:11'24.741
8	19.417	24.740	22.623	23.743	1'30.523	252,4	10:12'55.264
9	19.531	24.756	22.741	23.462	1'30.490	252,4	10:14'25.754
10	19.992	27.380	23.746	27.927	1'39.045P	246,1	10:16'04.799
11	6'45.270	25.474	22.971	23.601	7'57.316P	250,7	10:24'02.115
12	19.573	24.533	22.570	23.297	1'29.973	251,8	10:25'32.088
13	19.316	24.649	22.407	23.368	1'29.740	253,0	10:27'01.828
14	19.295	24.757	22.495	23.409	1'29.956	254,8	10:28'31.784
15	19.516	24.626	22.586	23.455	1'30.183	254,8	10:30'01.967

7° 70 L. VITALI (1'30.647)							
Lap	Seg.1	Seg.2	Seg.3	Seg.4	Lap Time	km/h	Local Time
1		26.329	23.394	24.210		249,5	10:02'17.436
2	19.863	25.052	22.788	23.649	1'31.352	253,0	10:03'48.788
3	19.657	25.155	22.820	23.899	1'31.531	254,2	10:05'20.319
4	19.704	25.312	22.837	24.090	1'31.943	251,2	10:06'52.262
5	19.577	25.574	22.948	24.000	1'32.099	251,8	10:08'24.361
6	19.607	25.240	22.967	23.771	1'31.585	250,7	10:09'55.946
7	19.608	25.189	22.963	23.966	1'31.726	253,0	10:11'27.672
8	19.632	25.215	22.844	24.013	1'31.704	251,8	10:12'59.376
9	20.581	26.472	23.423	29.283	1'39.759P	247,2	10:14'39.135
10	8'11.208	25.626	22.856	23.742	9'23.432P	255,4	10:24'02.567
11	19.512	24.938	22.516	23.681	1'30.647	257,3	10:25'33.214
12	19.558	24.823	22.908	26.077	1'33.366	251,8	10:27'06.580
13	19.606	24.895	22.659	23.649	1'30.809	254,2	10:28'37.389
14	19.413	30.105	30.446	35.415	1'55.379P	180,4	10:30'32.768

4° 52 A. DELBIANCO (1'30.060)							
Lap	Seg.1	Seg.2	Seg.3	Seg.4	Lap Time	km/h	Local Time
1		26.130	23.323	23.974	249,5	10:01'47.712	
2	19.990	25.207	22.801	23.482	1'31.480	257,9	10:03'19.192
3	19.420	25.382	23.176	23.840	1'31.818	255,4	10:04'51.010
4	19.432	24.852	22.632	23.728	1'30.644	257,9	10:06'21.654
5	19.283	24.871	22.977	23.436	1'30.567	255,4	10:07'52.221
6	19.284	24.898	22.563	23.315	1'30.060	258,5	10:09'22.281
7	19.604	26.790	24.627	28.629	1'39.650P	233,3	10:11'01.931
8	6'52.682	25.445	23.264	24.077	8'05.468P	256,6	10:19'07.399

8° 45 J. BUEHN (1'31.001)							
Lap	Seg.1	Seg.2	Seg.3	Seg.4	Lap Time	km/h	Local Time
1			28.467	24.377	25.059	243,3	10:01'43.823

26/05/2018 P = Pits In/Out - C = Lap Time Cancelled

These data/results cannot be reproduced, stored and/or transmitted in whole or in part by any manner of electronic, mechanical, photocopying, recording, broadcasting or otherwise now known or herein after developed without the previous express consent by the copyright owner, except for reproduction in daily press and regular printed publications on sale to the public within 60 days of the event related to those data/results and always provided that copyright symbol appears together as follows below.

© DORNA WSBK ORGANIZATION Srl 2018

FICR PERUGIA TIMING



Official Tyre Supplier

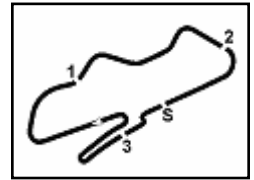


Official Timekeeper



4.5

STK1000
120/03



Donington Park 4.023 m

PROSECCO DOC UK Round, Donington Park 25-27 May 2018

Superstock 1000 - Chronological Analysis Free Practice 3rd Session

2 / 3

9° 23 L. SALVADORI (1'31.104)							
Lap	Seg.1	Seg.2	Seg.3	Seg.4	Lap Time	km/h	Local Time
1		27.550	25.462	39.477		237,4	10:05'01.627
2	21.029	25.815	26.266	29.145	1'42.255	210,4	10:06'43.882
3	20.460	25.415	25.779	24.222	1'35.876	212,1	10:08'19.758
4	19.808	24.930	22.839	23.908	1'31.485	250,7	10:09'51.243
5	20.798	25.343	23.213	24.703	1'34.057	251,2	10:11'25.300
6	19.875	25.216	23.078	24.072	1'32.241	250,1	10:12'57.541
7	21.457	26.275	24.944	30.472	1'43.148P	198,0	10:14'40.689
8	8'06.182	27.773	23.733	24.577	9'22.265P	247,2	10:24'02.954
9	19.615	24.861	22.732	23.896	1'31.104	251,8	10:25'34.058
10	19.665	25.086	22.707	23.898	1'31.356	250,1	10:27'05.414
11	23.222	30.482	23.902	24.986	1'42.592	246,6	10:28'48.006
12	20.158	25.347	23.575	24.359	1'33.439	239,0	10:30'21.445

10° 59 A. SCHACHT (1'31.382)							
Lap	Seg.1	Seg.2	Seg.3	Seg.4	Lap Time	km/h	Local Time
1		27.080	23.628	24.626		247,2	10:03'04.754
2	20.311	25.999	23.518	24.660	1'34.488	247,8	10:04'39.242
3	19.846	25.431	23.528	24.066	1'32.871	250,7	10:06'12.113
4	19.909	25.333	22.975	29.986	1'38.203P	249,5	10:07'50.316
5	3'29.965	26.587	23.198	24.054	4'43.804P	250,1	10:12'34.120
6	19.834	25.377	23.067	23.767	1'32.045	250,1	10:14'06.165
7	19.634	25.075	22.935	23.781	1'31.425	247,8	10:15'37.590
8	19.577	25.100	22.828	23.877	1'31.382	250,1	10:17'08.972
9	19.511	25.056	45.880	32.220	2'02.667P	193,8	10:19'11.639
10	4'35.912	25.992	23.318	24.293	5'49.515P	246,6	10:25'01.154
11	19.687	25.325	22.824	23.872	1'31.708	248,3	10:26'32.862
12	19.673	25.536	23.064	30.186	1'38.459P	250,1	10:28'11.321

11° 16 G. RUIJ (1'31.486)							
Lap	Seg.1	Seg.2	Seg.3	Seg.4	Lap Time	km/h	Local Time
1		27.140	23.479	25.287		251,2	10:01'42.176
2	20.233	25.589	23.274	24.682	1'33.778	251,8	10:03'15.954
3	20.014	25.579	23.050	24.517	1'33.160	251,8	10:04'49.114
4	19.752	24.960	22.970	24.258	1'31.940	253,6	10:06'21.054
5	19.605	24.947	23.052	24.436	1'32.040	250,7	10:07'53.094
6	19.593	24.861	22.839	24.193	1'31.486	254,8	10:09'24.580
7	19.611	25.140	22.930	24.200	1'31.881	251,2	10:10'56.461
8	20.913	27.209	25.188	34.412	1'47.722P	224,0	10:12'44.183
9	5'10.249	25.875	23.211	24.428	6'23.763P	253,6	10:19'07.946
10	19.694	25.180	23.028	24.236	1'32.138	251,8	10:20'40.084
11	19.780	25.321	23.136	24.223	1'32.460	250,1	10:22'12.544
12	19.678	25.142	22.843	24.034	1'31.697	251,2	10:23'44.241
13	21.659	30.276	27.513	29.026	1'48.474	201,7	10:25'32.715
14	19.704	24.866	22.983	23.960	1'31.513	253,6	10:27'04.228
15	19.664	24.864	22.879	24.268	1'31.675	250,1	10:28'35.903
16	19.648	26.750	25.927	26.268	1'38.593	210,4	10:30'14.496

12° 51 E. VIONNET (1'31.503)							
Lap	Seg.1	Seg.2	Seg.3	Seg.4	Lap Time	km/h	Local Time
1		28.575	24.336	25.109		244,4	10:01'44.095
2	20.587	25.996	23.429	24.283	1'34.295	241,6	10:03'18.390
3	19.824	25.635	23.458	34.086	1'43.003P	254,8	10:05'01.393
4	56.083	25.646	22.975	23.875	2'08.579P	250,1	10:07'09.972
5	19.578	25.128	23.104	23.874	1'31.684	251,2	10:08'41.656
6	20.419	25.857	23.450	30.350	1'40.076P	250,7	10:10'21.732
7	7'13.236	26.147	23.370	24.101	8'26.854P	250,7	10:18'48.586
8	19.576	25.125	22.916	23.886	1'31.503	254,2	10:20'20.089
9	19.747	25.295	23.533	24.178	1'32.753	252,4	10:21'52.842
10	19.768	25.495	23.064	23.677	1'32.004	252,4	10:23'24.846
11	19.988	25.029	23.034	23.870	1'31.921	253,0	10:24'56.767
12	19.918	25.175	23.267	23.981	1'32.341	254,8	10:26'29.108
13	20.612	26.210	23.827	24.289	1'34.938	243,8	10:28'04.046
14	20.051	25.065	23.213	24.051	1'32.380	251,8	10:29'36.426
15	19.845	25.233	23.172	24.084	1'32.334	251,2	10:31'08.760

13° 84 R. RUSSO (1'31.624)							
Lap	Seg.1	Seg.2	Seg.3	Seg.4	Lap Time	km/h	Local Time
1		28.521	23.884	24.519		243,8	10:01'52.444
2	20.005	25.474	23.294	24.068	1'32.841	247,8	10:03'25.285
3	19.870	25.318	22.855	24.249	1'32.292	244,9	10:04'57.577
4	20.768	25.885	26.390	35.388	1'48.431P	206,4	10:06'46.008
5	5'42.976	27.942	23.401	29.545	7'03.864P	245,5	10:13'49.872
6	19.739	25.290	22.892	24.040	1'31.961	247,2	10:15'21.833
7	19.642	25.248	26.058	25.604	1'36.552	252,4	10:16'58.385
8	19.689	25.192	22.914	24.352	1'32.147	250,7	10:18'30.532
9	20.170	25.719	23.996	30.933	1'40.818P	243,3	10:20'11.350
10	4'01.693	28.430	25.548	29.688	5'25.359P	209,6	10:25'36.709
11	19.659	25.174	23.037	23.946	1'31.816	251,8	10:27'08.525
12	19.653	25.013	22.798	24.160	1'31.624	253,6	10:28'40.149
13	19.824	26.031	23.618	24.435	1'33.908	242,2	10:30'14.057

14° 31 V. SUCHET (1'32.830)							
Lap	Seg.1	Seg.2	Seg.3	Seg.4	Lap Time	km/h	Local Time
1		27.901	24.557	26.140		244,4	10:01'46.888
2	20.985	26.650	24.478	25.373	1'37.486	243,8	10:03'24.374
3	20.641	26.084	23.883	24.768	1'35.376	244,9	10:04'59.750
4	20.473	25.881	23.920	24.296	1'34.570	244,9	10:06'34.320
5	20.101	25.701	23.754	24.324	1'33.880	246,6	10:08'08.200
6	20.179	25.820	24.108	24.565	1'34.672	244,9	10:09'42.872
7	20.123	25.728	23.804	24.448	1'34.103	248,3	10:11'16.975
8	21.059	27.999	24.995	33.172	1'47.225P	244,9	10:13'04.200
9	4'40.152	26.453	24.190	24.869	5'55.664P	246,6	10:18'59.864
10	20.220	25.660	23.426	24.293	1'33.599	250,7	10:20'33.463
11	19.769	25.578	23.360	24.247	1'32.954	251,8	10:22'06.417
12	19.862	25.279	23.416	24.273	1'32.830	248,3	10:23'39.247
13	20.066	25.987	24.745	25.672	1'36.470	230,8	10:25'15.717
14	20.174	25.848	23.869	24.452	1'34.343	248,9	10:26'50.060
15	20.841	26.689	24.044	26.264	1'37.838	244,9	10:28'27.898
16	20.108	25.558	23.755	24.034	1'33.455	248,3	10:30'01.353

15° 46 M. CUDEVILLE (1'33.060)							
Lap	Seg.1	Seg.2	Seg.3	Seg.4	Lap Time	km/h	Local Time
1		26.871	26.118	25.450		239,0	10:01'53.445
2	20.625	26.115	23.777	24.556	1'35.073	232,3	10:03'28.518
3	20.484	25.903	23.486	24.653	1'34.526	246,1	10:05'03.044
4	20.226	25.734	23.441	24.336	1'33.737	248,9	10:06'36.781
5	20.141	25.588	23.289	24.189	1'33.207	246,6	10:08'09.988
6	20.163	25.579	23.707	24.042	1'33.491	244,9	10:09'43.479
7	20.609	26.362	23.830	33.986	1'44.787P	242,2	10:11'28.266
8	6'15.492	26.317	24.682	24.791	7'31.282P	241,6	10:18'59.548
9	20.129	25.507	23.403	24.021	1'33.060	246,6	10:20'32.608

26/05/2018 P = Pits In/Out - C = Lap Time Cancelled

These data/results cannot be reproduced, stored and/or transmitted in whole or in part by any manner of electronic, mechanical, photocopying, recording, broadcasting or otherwise now known or herein after developed without the previous express consent by the copyright owner, except for reproduction in daily press and regular printed publications on sale to the public within 60 days of the event related to those data/results and always provided that copyright symbol appears together as follows below.

© DORNA WSBK ORGANIZATION Srl 2018

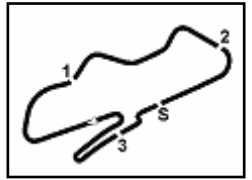
FIKR PERUGIA TIMING



Official Tyre Supplier



Official Timekeeper



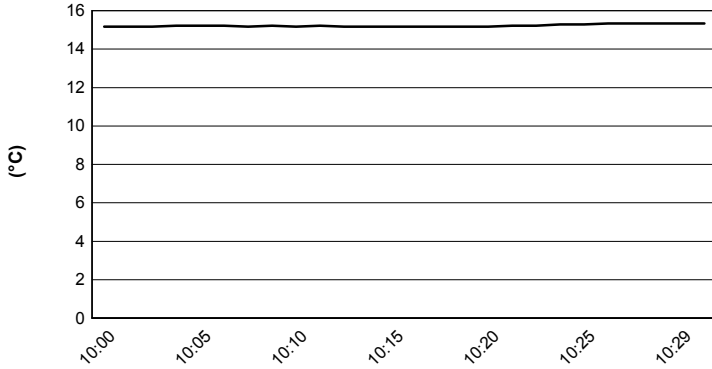
Donington Park 4.023 m

PROSECCO DOC UK Round, Donington Park 25-27 May 2018

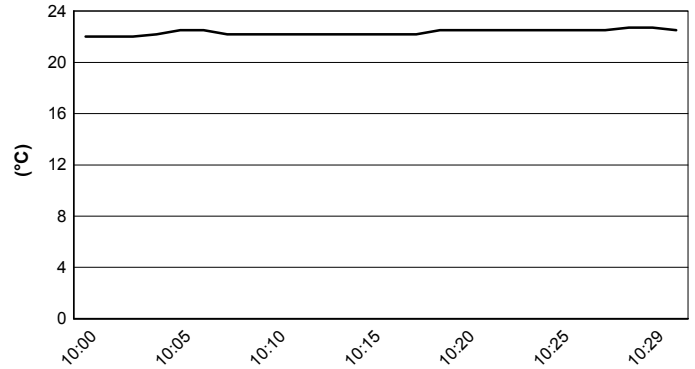
Superstock 1000 - Weather Report Free Practice 3rd Session

Session started 10:00 - Session ended 10:31

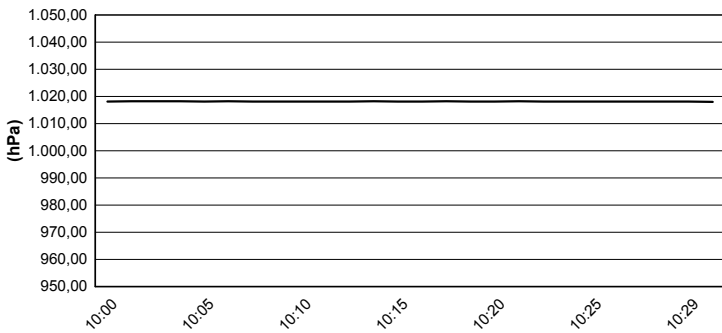
Air Temperature



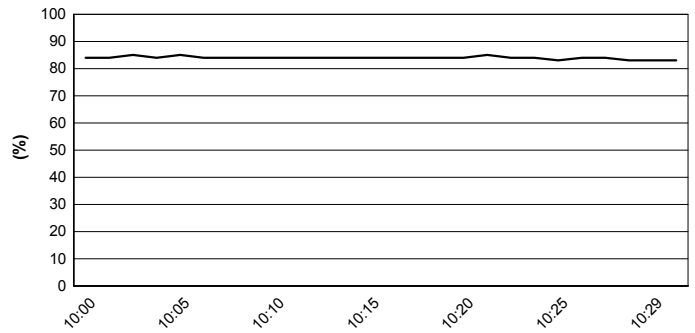
Track Temperature



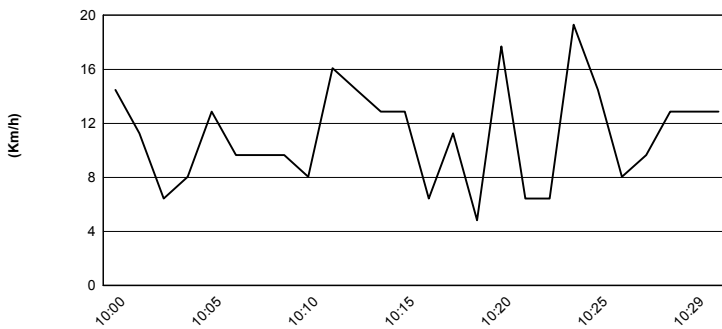
Air Pressure



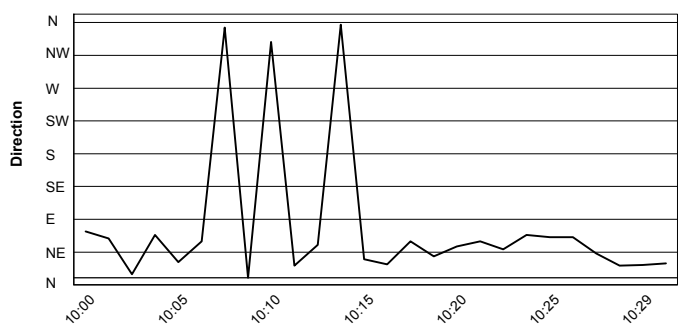
Humidity



Wind Speed



Wind Direction



26/05/2018

These data/results cannot be reproduced, stored and/or transmitted in whole or in part by any manner of electronic, mechanical, photocopying, recording, broadcasting or otherwise now known or herein after developed without the previous express consent by the copyright owner, except for reproduction in daily press and regular printed publications on sale to the public within 60 days of the event related to those data/results and always provided that copyright symbol appears together as follows below.

© DORNA WSBK ORGANIZATION Srl 2018

