

PROSECCO DOC UK Round, Donington Park 25-27 May 2018

Superstock 1000 - Results Qualifying

No.	Rider	Nat	Team	Bike	Time	Gap	Rel.	Laps	Speed	
									Avg	Max
1	28 M. REITERBERGER	GER	alpha Racing-Van Zon-BMW	BMW S 1000 RR	1'29.089			14	162,566	262,9
2	2 R. TAMBURINI	ITA	Berclaz Racing Team	BMW S 1000 RR	1'29.373	0.284	0.284	13	162,049	263,6
3	52 A. DELBIANCO	ITA	GULF ALTHEA BMW Racing Team	BMW S 1000 RR	1'29.495	0.406	0.122	11	161,828	263,6
4	7 M. SCHEIB	CHI	Aprilia Racing Team	Aprilia RSV4 RF	1'29.843	0.754	0.348	10	161,201	260,4
5	21 F. MARINO	FRA	URBIS Yamaha Motoxrcing STK Team	Yamaha YZF R1	1'30.043	0.954	0.200	14	160,843	257,3
6	15 F. SANDI	ITA	MOTOCORSA Racing	Ducati 1199 Panigale R	1'30.077	0.988	0.034	11	160,782	260,4
7	70 L. VITALI	ITA	Aprilia Racing Team	Aprilia RSV4 RF	1'30.502	1.413	0.425	14	160,027	258,5
8	45 J. BUEHN	GER	alpha Racing-Van Zon-BMW	BMW S 1000 RR	1'30.646	1.557	0.144	15	159,773	258,5
9	84 R. RUSSO	ITA	C.M. Racing	Kawasaki ZX-10RR	1'30.770	1.681	0.124	14	159,555	255,4
10	51 E. VIONNET	SUI	MOTOS VIONNET	BMW S 1000 RR	1'30.983	1.894	0.213	12	159,181	257,9
11	59 A. SCHACHT	DEN	EAB SCHACHT Racing Team	Ducati 1199 Panigale R	1'31.076	1.987	0.093	14	159,019	255,4
12	23 L. SALVADORI	ITA	Berclaz Racing Team	BMW S 1000 RR	1'31.483	2.394	0.407	8	158,311	257,9
13	77 T. ALBERTO	PHI	MOTOCORSA Racing	Ducati 1199 Panigale R	1'32.085	2.996	0.602	15	157,276	257,9
14	16 G. RUIU	ITA	Team Pedercini Racing	Kawasaki ZX-10RR	1'32.101	3.012	0.016	5	157,249	257,3
15	31 V. SUCHET	SUI	Flembo Leader Team	Kawasaki ZX-10RR	1'32.200	3.111	0.099	13	157,080	254,2
16	46 M. CUDEVILLE	FRA	Flembo Leader Team	Kawasaki ZX-10RR	1'33.189	4.100	0.989	11	155,413	254,2
17	10 A. YEGIN	TUR	Nutec - Benjan - Kawasaki	Kawasaki ZX-10RR	1'36.174	7.085	2.985	15	150,590	250,1

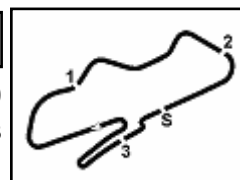
Records	Pole (QP)	2015	R.Tamburini	1'29.449	161,910	Km/h
	Race (RC)	2016	R.De Rosa	1'29.800	161,280	Km/h
	Circuit (QP)	2015	R.Tamburini	1'29.449	161,910	Km/h

Start End
 26/05/2018 15:15 15:46

The results are provisional until the end of the time limit for protests and appeals and the completion of the technical checks.

These data/results cannot be reproduced, stored and/or transmitted in whole or in part by any manner of electronic, mechanical, photocopying, recording, broadcasting or otherwise now known or herein after developed without the previous express consent by the copyright owner, except for reproduction in daily press and regular printed publications on sale to the public within 60 days of the event related to those data/results and always provided that copyright symbol appears together as follows below.

© DORNA WSBK ORGANIZATION Srl 2018



PROSECCO DOC UK Round, Donington Park 25-27 May 2018

Superstock 1000 - Results Qualifying

Session Highlights

Local Time	No. Rider	Description
15.15.00		Start
15.17.36	2 R. TAMBURINI	Current Lap Cancelled - Exceeded Track Limits - Turn 10
15.18.12	52 A. DELBIANCO	On the Gravel - Re-Joined - Turn 11
15.21.04	16 G. RUIU	Current Lap Cancelled - Exceeded Track Limits - Turn 10
15.21.05		New Best Lap
15.21.37	7 M. SCHEIB	Crashed - Turn 12
15.22.10	7 M. SCHEIB	Re-joined
15.22.19	52 A. DELBIANCO	On the Gravel - Re-Joined - Turn 10
15.22.34	15 F. SANDI	On the Gravel - Re-Joined - Turn 10
15.22.53	46 M. CUDEVILLE	Current Lap Cancelled - Exceeded Track Limits - Turn 10
15.24.30	31 V. SUCHET	Current Lap Cancelled - Exceeded Track Limits - Turn 10
15.25.38	51 E. VIONNET	Current Lap Cancelled - Exceeded Track Limits - Turn 10
15.26.27	16 G. RUIU	Crashed - Turn 12
15.32.03	28 M. REITERBERGER	Current Lap Cancelled - Exceeded Track Limits - Turn 10
15.36.18	10 A. YEGIN	Current Lap Cancelled - Exceeded Track Limits - Turn 10
15.36.23	7 M. SCHEIB	Crashed - Turn 12
15.36.46	7 M. SCHEIB	Re-joined
15.37.52	15 F. SANDI	Current Lap Cancelled - Exceeded Track Limits - Turn 10
15.41.30	46 M. CUDEVILLE	Crashed - Turn 4
15.42.09	31 V. SUCHET	Current Lap Cancelled - Exceeded Track Limits - Turn 10
15.43.15	23 L. SALVADORI	Crashed - Turn 10
15.43.59	52 A. DELBIANCO	Crashed - Turn 10
15.46.35		End Of Session

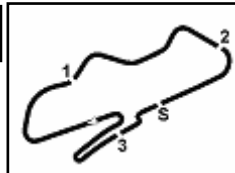
Fastest Laps Sequence

No.	Rider	Nat	Team	Bike	Local Time	Time	Gap	Avg
28	M. REITERBERGER	GER	alpha Racing-Van Zon-BMW	BMW S 1000 RR	15:18'04.428	1'30.307		160,373
28	M. REITERBERGER	GER	alpha Racing-Van Zon-BMW	BMW S 1000 RR	15:19'34.590	1'30.162	-0.145	160,631
7	M. SCHEIB	CHI	Aprilia Racing Team	Aprilia RSV4 RF	15:20'04.889	1'29.843	-0.319	161,201
28	M. REITERBERGER	GER	alpha Racing-Van Zon-BMW	BMW S 1000 RR	15:21'03.984	1'29.394	-0.449	162,011
28	M. REITERBERGER	GER	alpha Racing-Van Zon-BMW	BMW S 1000 RR	15:33'54.175	1'29.089	-0.305	162,566

Start 26/05/2018 15:15 End 15:46 The results are provisional until the end of the time limit for protests and appeals and the completion of the technical checks.

These data/results cannot be reproduced, stored and/or transmitted in whole or in part by any manner of electronic, mechanical, photocopying, recording, broadcasting or otherwise now known or herein after developed without the previous express consent by the copyright owner, except for reproduction in daily press and regular printed publications on sale to the public within 60 days of the event related to those data/results and always provided that copyright symbol appears together as follows below.

© DORNA WSBK ORGANIZATION Srl 2018



PROSECCO DOC UK Round, Donington Park 25-27 May 2018

Superstock 1000 - Best Sector & Speed Qualifying

BEST LAP			
1	28 M. REITERBERGER	BMW S 1000 RR	1'29.089
2	2 R. TAMBURINI	BMW S 1000 RR	1'29.373
3	52 A. DELBIANCO	BMW S 1000 RR	1'29.495
4	7 M. SCHEIB	Aprilia RSV4 RF	1'29.843
5	21 F. MARINO	Yamaha YZF R1	1'30.043
6	15 F. SANDI	Ducati 1199 Panigale R	1'30.077
7	70 L. VITALI	Aprilia RSV4 RF	1'30.502
8	45 J. BUEHN	BMW S 1000 RR	1'30.646
9	84 R. RUSSO	Kawasaki ZX-10RR	1'30.770
10	51 E. VIONNET	BMW S 1000 RR	1'30.983
11	59 A. SCHACHT	Ducati 1199 Panigale R	1'31.076
12	23 L. SALVADORI	BMW S 1000 RR	1'31.483
13	77 T. ALBERTO	Ducati 1199 Panigale R	1'32.085
14	16 G. RUIU	Kawasaki ZX-10RR	1'32.101
15	31 V. SUCHET	Kawasaki ZX-10RR	1'32.200
16	46 M. CUDEVILLE	Kawasaki ZX-10RR	1'33.189
17	10 A. YEGIN	Kawasaki ZX-10RR	1'36.174

SPEED			
1	52 A. DELBIANCO	BMW S 1000 RR	263,6
2	2 R. TAMBURINI	BMW S 1000 RR	263,6
3	28 M. REITERBERGER	BMW S 1000 RR	262,9
4	15 F. SANDI	Ducati 1199 Panigale R	260,4
5	7 M. SCHEIB	Aprilia RSV4 RF	260,4
6	45 J. BUEHN	BMW S 1000 RR	258,5
7	70 L. VITALI	Aprilia RSV4 RF	258,5
8	23 L. SALVADORI	BMW S 1000 RR	257,9
9	77 T. ALBERTO	Ducati 1199 Panigale R	257,9
10	51 E. VIONNET	BMW S 1000 RR	257,9
11	16 G. RUIU	Kawasaki ZX-10RR	257,3
12	21 F. MARINO	Yamaha YZF R1	257,3
13	84 R. RUSSO	Kawasaki ZX-10RR	255,4
14	59 A. SCHACHT	Ducati 1199 Panigale R	255,4
15	31 V. SUCHET	Kawasaki ZX-10RR	254,2
16	46 M. CUDEVILLE	Kawasaki ZX-10RR	254,2
17	10 A. YEGIN	Kawasaki ZX-10RR	250,1

SEG. 1	
1	28 M. REITERBERGER 19.150
2	7 M. SCHEIB 19.179
3	52 A. DELBIANCO 19.189
4	2 R. TAMBURINI 19.243
5	15 F. SANDI 19.308
6	21 F. MARINO 19.330
7	84 R. RUSSO 19.340
8	45 J. BUEHN 19.409
9	70 L. VITALI 19.419
10	59 A. SCHACHT 19.516
11	51 E. VIONNET 19.562
12	23 L. SALVADORI 19.563
13	77 T. ALBERTO 19.782
14	16 G. RUIU 19.796
15	31 V. SUCHET 19.823
16	46 M. CUDEVILLE 20.004
17	10 A. YEGIN 20.942

SEG. 2	
1	2 R. TAMBURINI 24.231
2	28 M. REITERBERGER 24.407
3	15 F. SANDI 24.447
4	7 M. SCHEIB 24.459
5	52 A. DELBIANCO 24.481
6	21 F. MARINO 24.536
7	45 J. BUEHN 24.774
8	59 A. SCHACHT 24.789
9	84 R. RUSSO 24.843
10	23 L. SALVADORI 24.867
11	70 L. VITALI 24.870
12	51 E. VIONNET 24.950
13	16 G. RUIU 25.015
14	31 V. SUCHET 25.112
15	77 T. ALBERTO 25.224
16	46 M. CUDEVILLE 25.391
17	10 A. YEGIN 26.570

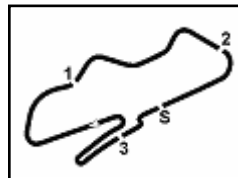
SEG. 3	
1	28 M. REITERBERGER 22.255
2	7 M. SCHEIB 22.280
3	2 R. TAMBURINI 22.361
4	21 F. MARINO 22.374
5	52 A. DELBIANCO 22.377
6	70 L. VITALI 22.452
7	84 R. RUSSO 22.498
8	59 A. SCHACHT 22.581
9	23 L. SALVADORI 22.592
10	15 F. SANDI 22.611
11	51 E. VIONNET 22.626
12	45 J. BUEHN 22.671
13	16 G. RUIU 22.839
14	77 T. ALBERTO 22.904
15	46 M. CUDEVILLE 23.233
16	31 V. SUCHET 23.234
17	10 A. YEGIN 23.831

SEG. 4	
1	28 M. REITERBERGER 23.152
2	52 A. DELBIANCO 23.283
3	7 M. SCHEIB 23.375
4	2 R. TAMBURINI 23.429
5	45 J. BUEHN 23.440
6	15 F. SANDI 23.577
7	21 F. MARINO 23.620
8	70 L. VITALI 23.636
9	51 E. VIONNET 23.679
10	84 R. RUSSO 23.789
11	77 T. ALBERTO 23.836
12	59 A. SCHACHT 23.851
13	23 L. SALVADORI 23.936
14	31 V. SUCHET 23.965
15	16 G. RUIU 24.248
16	46 M. CUDEVILLE 24.306
17	10 A. YEGIN 24.710

26/05/2018

These data/results cannot be reproduced, stored and/or transmitted in whole or in part by any manner of electronic, mechanical, photocopying, recording, broadcasting or otherwise now known or herein after developed without the previous express consent by the copyright owner, except for reproduction in daily press and regular printed publications on sale to the public within 60 days of the event related to those data/results and always provided that copyright symbol appears together as follows below.

© DORNA WSBK ORGANIZATION Srl 2018



PROSECCO DOC UK Round, Donington Park 25-27 May 2018

Superstock 1000 - Ideal Time Qualifying

Donington Park 4.023 m

No.	Rider	Nat	Bike	Seg. 1	Seg. 2	Seg. 3	Seg. 4	Ideal Time		
				Diff. 1	Diff. 2	Diff. 3	Diff. 4	Best Lap	Pos.	Diff.
1	28 M. REITERBERGER	GER	BMW S 1000 RR	19.150 0.049	24.407 0.010	22.255 0.066	23.152	1'28.964 1'29.089	1	0.125
2	2 R. TAMBURINI	ITA	BMW S 1000 RR	19.243 0.063	24.231	22.361	23.429 0.046	1'29.264 1'29.373	2	0.109
3	7 M. SCHEIB	CHI	Aprilia RSV4 RF	19.179 0.211	24.459 0.209	22.280 0.130	23.375	1'29.293 1'29.843	4	0.550
4	52 A. DELBIANCO	ITA	BMW S 1000 RR	19.189	24.481 0.049	22.377 0.067	23.283 0.049	1'29.330 1'29.495	3	0.165
5	21 F. MARINO	FRA	Yamaha YZF R1	19.330 0.164	24.536 0.019	22.374	23.620	1'29.860 1'30.043	5	0.183
6	15 F. SANDI	ITA	Ducati 1199 Panigale R	19.308 0.009	24.447	22.611 0.125	23.577	1'29.943 1'30.077	6	0.134
7	45 J. BUEHN	GER	BMW S 1000 RR	19.409 0.204	24.774	22.671 0.148	23.440	1'30.294 1'30.646	8	0.352
8	70 L. VITALI	ITA	Aprilia RSV4 RF	19.419 0.086	24.870 0.039	22.452	23.636	1'30.377 1'30.502	7	0.125
9	84 R. RUSSO	ITA	Kawasaki ZX-10RR	19.340	24.843 0.008	22.498 0.124	23.789 0.168	1'30.470 1'30.770	9	0.300
10	59 A. SCHACHT	DEN	Ducati 1199 Panigale R	19.516 0.035	24.789 0.052	22.581 0.135	23.851 0.117	1'30.737 1'31.076	11	0.339
11	51 E. VIONNET	SUI	BMW S 1000 RR	19.562	24.950	22.626 0.166	23.679	1'30.817 1'30.983	10	0.166
12	23 L. SALVADORI	ITA	BMW S 1000 RR	19.563 0.027	24.867 0.397	22.592	23.936 0.101	1'30.958 1'31.483	12	0.525
13	77 T. ALBERTO	PHI	Ducati 1199 Panigale R	19.782 0.144	25.224	22.904	23.836 0.195	1'31.746 1'32.085	13	0.339
14	16 G. RUIU	ITA	Kawasaki ZX-10RR	19.796 0.106	25.015	22.839 0.074	24.248 0.023	1'31.898 1'32.101	14	0.203
15	31 V. SUCHET	SUI	Kawasaki ZX-10RR	19.823	25.112 0.066	23.234	23.965	1'32.134 1'32.200	15	0.066
16	46 M. CUDEVILLE	FRA	Kawasaki ZX-10RR	20.004 0.050	25.391 0.112	23.233 0.093	24.306	1'32.934 1'33.189	16	0.255
17	10 A. YEGIN	TUR	Kawasaki ZX-10RR	20.942 0.022	26.570	23.831 0.099	24.710	1'36.053 1'36.174	17	0.121
Overall Ideal Time				19.150	24.231	22.255	23.152	1'28.788		

26/05/2018

These data/results cannot be reproduced, stored and/or transmitted in whole or in part by any manner of electronic, mechanical, photocopying, recording, broadcasting or otherwise now known or herein after developed without the previous express consent by the copyright owner, except for reproduction in daily press and regular printed publications on sale to the public within 60 days of the event related to those data/results and always provided that copyright symbol appears together as follows below.

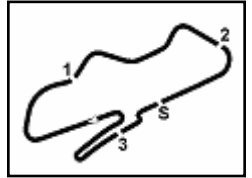
© DORNA WSBK ORGANIZATION Srl 2018

PIRELLI PERUGIA TIMING


Official Tyre Supplier



Official Timekeeper



Donington Park 4.023 m

1 / 3

1° 28 M. REITERBERGER (1'29.089)								5° 21 F. MARINO (1'30.043)							
Lap	Seg.1	Seg.2	Seg.3	Seg.4	Lap Time	km/h	Local Time	Lap	Seg.1	Seg.2	Seg.3	Seg.4	Lap Time	km/h	Local Time
1		26.614	22.958	23.602		257,3	15:16'34.121	1			25.419	24.799		25,4	15:17'29.724
2	19.350	24.554	22.669	23.734	1'30.307	261,0	15:18'04.428	2	19.839	25.044	22.585	23.919	1'31.387	255,4	15:19'01.111
3	19.698	24.713	22.365	23.386	1'30.162	260,4	15:19'34.590	3	19.482	33.394	23.200	24.156	1'40.232	253,0	15:20'41.343
4	19.263	24.496	22.362	23.273	1'29.394	260,4	15:21'03.984	4	19.562	24.952	22.531	24.133	1'31.178	256,0	15:22'12.521
5	19.185	24.468	22.406	23.644	1'29.703	262,9	15:22'33.687	5	19.540	24.762	22.595	23.891	1'30.788	256,6	15:23'43.309
6	20.418	26.586	23.858	28.781	1'39.643P	251,2	15:24'13.330	6	20.514	25.831	22.724	28.022	1'37.091P	253,6	15:25'20.400
7	5'24.314	26.136	22.971	23.488	6'36.909P	257,3	15:30'50.239	7	3'05.079	26.100	22.807	24.132	4'18.118P	251,8	15:29'38.518
8	19.210	24.793	25.866	24.958	1'34.847C	259,7	15:32'25.086	8	19.660	24.650	22.660	23.756	1'30.726	256,0	15:31'09.244
9	19.199	24.417	22.321	23.152	1'29.089	261,6	15:33'54.175	9	19.484	24.536	22.500	23.688	1'30.208	257,3	15:32'39.452
10	19.252	24.407	22.255	23.466	1'29.380	261,0	15:35'23.555	10	19.415	24.610	23.200	29.600	1'36.825P	256,6	15:34'16.277
11	19.150	24.543	22.353	23.271	1'29.317	259,7	15:36'52.872	11	3'57.641	25.634	23.241	24.052	5'10.568P	241,6	15:39'26.845
12	21.459	26.129	23.081	27.842	1'38.511P	255,4	15:38'31.383	12	19.494	24.555	22.374	23.620	1'30.043	254,8	15:40'56.888
13	3'05.152	27.759	23.241	23.563	4'19.715P	254,8	15:42'51.098	13	19.418	24.545	23.078	27.385	1'34.426	254,8	15:42'31.314
14	19.191	24.577	22.849	23.323	1'29.940	259,7	15:44'21.038	14	19.330	24.681	22.676	24.052	1'30.739	254,2	15:44'02.053
15	19.234	24.807	22.490	23.582	1'30.113	259,7	15:45'51.151	15	19.542	24.698	22.773	23.744	1'30.757	254,8	15:45'32.810

2° 2 R. TAMBURINI (1'29.373)								6° 15 F. SANDI (1'30.077)							
Lap	Seg.1	Seg.2	Seg.3	Seg.4	Lap Time	km/h	Local Time	Lap	Seg.1	Seg.2	Seg.3	Seg.4	Lap Time	km/h	Local Time
1		27.575	23.859	26.438	C	244,9	15:17'48.983	1		26.586	24.082	25.732		225,9	15:17'52.187
2	20.809	25.794	23.938	26.601	1'37.142	256,0	15:19'26.125	2	19.645	24.869	22.750	23.993	1'31.257	259,7	15:19'23.444
3	19.474	24.880	22.866	27.185	1'34.405	257,9	15:21'00.530	3	20.867	26.471	23.296	28.071	1'38.705	256,0	15:21'02.149
4	19.321	24.613	22.485	23.525	1'29.944	259,7	15:22'30.474	4	19.452	24.522	25.270	24.456	1'33.700	260,4	15:22'35.849
5	19.322	24.630	22.576	23.516	1'30.044	260,4	15:24'00.518	5	19.361	24.768	22.613	23.673	1'30.415	253,6	15:24'06.264
6	19.445	24.904	23.524	31.432	1'39.305P	259,1	15:25'39.823	6	19.402	24.502	22.611	23.621	1'30.136	258,5	15:25'36.400
7	5'53.900	25.828	22.916	24.334	7'06.978P	254,2	15:32'46.801	7	20.745	26.145	24.009	30.752	1'41.651P	229,8	15:27'18.051
8	19.243	24.502	22.383	23.429	1'29.557	263,6	15:34'16.358	8	7'58.402	26.648	23.829	24.650	9'13.529P	247,2	15:36'31.580
9	19.306	24.231	22.361	23.475	1'29.373	261,6	15:35'45.731	9	19.910	28.698	28.206	24.403	1'41.217C	250,7	15:38'12.797
10	21.352	26.739	23.413	29.543	1'41.047P	248,9	15:37'26.778	10	19.317	24.447	22.736	23.577	1'30.077	257,9	15:39'42.874
11	3'18.100	25.952	23.287	24.278	4'31.617P	253,0	15:41'58.395	11	19.502	29.807	29.834	26.576	1'45.719	198,8	15:41'28.593
12	19.307	24.573	22.442	23.599	1'29.921	261,6	15:43'28.316	12	19.308	24.645	23.136	29.294	1'36.383P	256,6	15:43'04.976
13	19.335	24.529	22.381	23.575	1'29.820	261,6	15:44'58.136								
14	19.439	24.668	22.685	23.754	1'30.546	261,0	15:46'28.682								

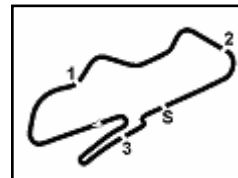
3° 52 A. DELBIANCO (1'29.495)								7° 70 L. VITALI (1'30.502)							
Lap	Seg.1	Seg.2	Seg.3	Seg.4	Lap Time	km/h	Local Time	Lap	Seg.1	Seg.2	Seg.3	Seg.4	Lap Time	km/h	Local Time
1		26.237	23.183	23.913		257,9	15:16'35.045	1		26.559	23.274	26.460		254,8	15:17'03.618
2	19.454	24.587	22.378	26.746	1'33.165	261,0	15:18'08.210	2	19.846	25.153	22.765	24.175	1'31.939	254,8	15:18'35.557
3	19.475	24.940	22.377	23.412	1'30.204	262,3	15:19'38.414	3	19.674	25.002	22.622	24.233	1'31.531	257,3	15:20'07.088
4	19.189	24.530	22.444	23.332	1'29.495	261,6	15:21'07.909	4	19.656	25.111	22.885	24.063	1'31.715	258,5	15:21'38.803
5	19.332	24.844	25.874	26.953	1'37.003	261,0	15:22'44.912	5	19.713	25.283	22.905	29.526	1'37.427P	257,3	15:23'16.230
6	19.545	24.728	22.451	23.459	1'30.183	261,0	15:24'15.095	6	4'33.726	26.399	22.875	23.904	5'46.904P	253,0	15:29'03.134
7	20.985	26.942	23.823	28.194	1'39.944P	251,2	15:25'55.039	7	19.611	25.139	22.595	23.827	1'31.172	253,6	15:30'34.306
8	7'30.892	25.389	22.490	29.562	8'48.333P	262,3	15:34'43.372	8	19.581	25.004	22.591	23.727	1'30.903	258,5	15:32'05.209
9	19.509	26.695	22.390	23.423	1'32.017	263,6	15:36'15.389	9	19.574	25.007	22.578	23.783	1'30.942	256,6	15:33'36.151
10	19.346	24.553	22.465	23.283	1'29.647	261,6	15:37'45.036	10	2'43.216	25.350	22.599	23.970	3'55.135P	250,1	15:39'09.706
11	19.247	24.481	22.926	27.711	1'34.365P	261,6	15:39'19.401	11	19.475	25.017	23.732	23.661	1'31.885	253,6	15:40'41.591
12	2'08.404	26.030	22.682	23.498	3'20.614P	259,7	15:42'40.015	12	19.520	24.870	22.512	23.794	1'30.696	255,4	15:42'12.287
								13	19.419	24.989	22.591	23.765	1'30.764	256,0	15:43'43.051
								14	19.505	24.909	22.452	23.636	1'30.502	258,5	15:45'13.553
								15							

4° 7 M. SCHEIB (1'29.843)								8° 45 J. BUEHN (1'30.646)							
Lap	Seg.1	Seg.2	Seg.3	Seg.4	Lap Time	km/h	Local Time	Lap	Seg.1	Seg.2	Seg.3	Seg.4	Lap Time	km/h	Local Time
1		26.549	23.336	26.264		253,0	15:17'03.257	1		28.237	24.288	24.912		237,4	15:16'41.428
2	19.856	25.257	22.864	23.812	1'31.789	256,0	15:18'35.046	2	20.177	25.629	24.038	24.738	1'34.582	257,3	15:18'16.010
3	19.390	24.668	22.410	23.375	1'29.843	259,1	15:20'04.889	3	19.908	25.601	22.994	23.810	1'32.313	256,6	15:19'48.323
4	19.359	24.507	22.546	55.822	2'02.234P	257,9	15:22'07.123	4	19.985	25.342	23.041	28.586	1'36.954P	258,5	15:21'25.277
5	11'21.701	25.222	22.921	23.932	12'33.776P	254,8	15:34'40.899	5	2'35.464	30.146	24.249	24.137	3'53.996P	238,4	15:25'19.273
6	19.384	24.521	22.280	57.487	2'03.672P	259,7	15:36'44.571	6	19.580	25.061	22.750	23.760	1'31.151	256,6	15:26'50.424
7	1'08.290	26.012	23.093	24.353	2'21.748P	251,8	15:39'06.319	7	19.824	26.183	23.596	24.417	1'34.020	243,3	15:28'24.444
8	19.273	24.614	22.414	23.687	1'29.988	257,9	15:40'36.307	8	19.543	28.737	24.067	24.288	1'36.635	229,3	15:30'01.079
9	19.299	24.459	22.418	23.805	1'29.981	258,5	15:42'06.288	9	19.430	24.802	22.860	23.873	1'30.965	256,0	15:31'32.044
10	19.179	24.675	22.546	23.604	1'30.004	258,5	15:43'36.292	10	19.783	24.913	23.366	29.218	1'37.280P	246,6	15:33'09.324
11	19.463	24.626	22.331	23.548	1'29.968	260,4	15:45'06.260	11	3'55.049	28.723	23.559	24.368	5'11.699P	250,7	15:38'21.023

26/05/2018 P = Pits In/Out - C = Lap Time Cancelled

These data/results cannot be reproduced, stored and/or transmitted in whole or in part by any manner of electronic, mechanical, photocopying, recording, broadcasting or otherwise now known or herein after developed without the previous express consent by the copyright owner, except for reproduction in daily press and regular printed publications on sale to the public within 60 days of the event related to those data/results and always provided that copyright symbol appears together as follows below.

© DORNA WSBK ORGANIZATION Srl 2018



PROSECCO DOC UK Round, Donington Park 25-27 May 2018

Superstock 1000 - Chronological Analysis Qualifying

Donington Park 4.023 m

2 / 3

12	19.692	24.856	22.846	23.696	1'31.090	255,4	15:39'52.113	5	9'39.095	27.885	24.276	25.544	10'56.800P	235,8	15:32'47.136
13	19.613	24.774	22.819	23.440	1'30.646	253,6	15:41'22.759	6	19.590	25.264	22.592	24.037	1'31.483	257,9	15:34'18.619
14	19.474	26.316	23.275	23.776	1'32.841	248,3	15:42'55.600	7	19.769	25.176	22.738	23.936	1'31.619	253,6	15:35'50.238
15	19.549	25.746	23.525	24.145	1'32.965	257,9	15:44'28.565	8	21.813	25.915	23.247	28.795	1'39.770P	253,6	15:37'30.008
16	19.409	24.968	22.671	23.767	1'30.815	257,9	15:45'59.380	9	3'13.019	26.608	23.550	25.430	4'28.607P	253,0	15:41'58.615

9° 84 R. RUSSO (1'30.770)								13° 77 T. ALBERTO (1'32.085)							
Lap	Seg.1	Seg.2	Seg.3	Seg.4	Lap Time	km/h	Local Time	Lap	Seg.1	Seg.2	Seg.3	Seg.4	Lap Time	km/h	Local Time
1		27.590	24.246	24.669		246,1	15:16'52.042	1		28.893	24.237	25.056		253,0	15:17'25.574
2	19.787	25.069	23.122	25.841	1'33.819	254,8	15:18'25.861	2	20.315	26.421	23.416	24.428	1'34.580	253,6	15:19'00.154
3	19.747	24.946	22.960	24.176	1'31.829	253,0	15:19'57.690	3	20.237	26.157	23.191	24.515	1'34.100	257,3	15:20'34.254
4	19.637	25.199	23.187	34.557	1'42.580P	250,7	15:21'40.270	4	20.097	26.068	23.142	24.231	1'33.538	255,4	15:22'07.792
5	3'14.560	26.937	25.864	28.215	4'35.576P	226,4	15:26'15.846	5	20.139	25.801	22.963	24.081	1'32.984	257,9	15:23'40.776
6	19.788	25.204	22.935	23.978	1'31.905	247,2	15:27'47.751	6	20.103	26.105	23.135	24.297	1'33.640	256,0	15:25'14.416
7	19.639	24.843	22.498	24.058	1'31.038	254,2	15:29'18.789	7	20.068	25.704	23.392	24.311	1'33.475	253,0	15:26'47.891
8	19.992	25.355	22.816	23.936	1'32.099	255,4	15:30'50.888	8	19.977	25.771	23.072	24.051	1'32.871	255,4	15:28'50.762
9	19.340	24.851	22.622	23.957	1'30.770	254,8	15:32'21.658	9	21.272	26.282	23.670	29.213	1'40.437P	248,3	15:30'01.199
10	19.865	25.146	23.201	28.817	1'37.029P	254,2	15:33'58.687	10	5'30.877	28.554	23.962	24.652	6'48.045P	247,8	15:36'49.244
11	3'12.877	27.528	24.779	24.814	4'29.998P	194,8	15:38'28.685	11	19.894	25.930	22.981	23.918	1'32.723	252,4	15:38'21.967
12	19.753	24.944	23.866	24.884	1'33.447	247,8	15:40'02.132	12	19.957	25.441	22.927	23.967	1'32.292	254,8	15:39'54.259
13	19.492	25.170	22.513	23.789	1'30.964	252,4	15:41'33.096	13	19.926	25.224	22.904	24.031	1'32.085	255,4	15:41'26.344
14	19.988	25.693	23.000	24.058	1'32.739	245,5	15:43'05.835	14	19.782	25.396	23.144	23.880	1'32.202	250,1	15:42'58.546
15	19.723	25.121	22.950	32.974	1'40.768P	248,9	15:44'46.603	15	19.862	25.773	23.032	23.836	1'32.503	257,9	15:44'31.049
16								16	20.384	25.770	22.982	24.542	1'33.678	257,3	15:46'04.727

10° 51 E. VIONNET (1'30.983)								14° 16 G. RIJUI (1'32.101)							
Lap	Seg.1	Seg.2	Seg.3	Seg.4	Lap Time	km/h	Local Time	Lap	Seg.1	Seg.2	Seg.3	Seg.4	Lap Time	km/h	Local Time
1		26.631	23.306	24.258		253,0	15:16'36.547	1		26.045	23.418	24.841		254,8	15:16'38.397
2	19.891	25.390	22.711	24.004	1'31.996	256,0	15:18'08.543	2	19.871	25.175	23.080	24.386	1'32.512	256,6	15:18'10.909
3	19.699	25.183	22.700	24.238	1'31.820	257,9	15:19'40.363	3	19.902	25.015	22.913	24.271	1'32.101	256,0	15:19'43.010
4	19.775	25.352	22.712	24.006	1'31.845	257,9	15:21'12.208	4	20.761	27.024	30.624	26.478	1'44.887C	225,4	15:21'27.897
5	19.677	25.002	22.683	23.836	1'31.198	256,0	15:22'43.406	5	19.890	25.217	22.839	24.248	1'32.194	257,3	15:23'00.091
6	19.640	25.035	22.875	23.692	1'31.242	256,0	15:24'14.648	6	23.352	26.392	23.955	25.879	1'39.578	254,8	15:24'39.669
7	20.215	25.608	26.547	31.444	1'43.814CP	255,4	15:25'58.462								
8	10'29.383	26.492	23.755	24.010	1'43.640P	243,3	15:37'42.102								
9	19.738	25.125	22.825	23.788	1'31.476	251,2	15:39'13.578								
10	19.562	24.950	22.792	23.679	1'30.983	254,8	15:40'44.561								
11	19.633	25.084	22.626	23.755	1'31.098	256,6	15:42'15.659								
12	20.151	25.930	23.346	24.032	1'33.459	251,8	15:43'49.118								
13	19.670	24.993	22.883	23.853	1'31.399	254,8	15:45'20.517								

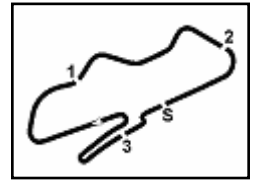
11° 59 A. SCHACHT (1'31.076)								15° 31 V. SUCHET (1'32.200)							
Lap	Seg.1	Seg.2	Seg.3	Seg.4	Lap Time	km/h	Local Time	Lap	Seg.1	Seg.2	Seg.3	Seg.4	Lap Time	km/h	Local Time
1		26.320	23.053	24.503		252,4	15:16'36.108	1		28.125	24.595	24.921		250,1	15:16'41.884
2	19.732	25.186	22.751	24.063	1'31.732	253,6	15:18'07.840	2	20.205	25.626	23.614	24.435	1'33.880	251,8	15:18'15.764
3	19.646	25.435	22.755	24.156	1'31.992	253,6	15:19'39.832	3	19.989	26.058	23.348	24.895	1'34.290	253,6	15:19'50.054
4	19.666	25.070	22.813	23.960	1'31.509	254,8	15:21'11.341	4	20.082	25.371	23.285	24.254	1'32.992	254,2	15:21'23.046
5	19.758	24.999	22.808	23.851	1'31.416	254,2	15:22'42.757	5	19.983	25.463	23.465	24.317	1'33.228	252,4	15:22'56.274
6	19.551	24.988	22.724	23.975	1'31.238	254,8	15:24'13.995	6	21.406	28.716	28.029	25.664	1'43.815C	236,3	15:24'40.089
7	19.576	24.929	22.746	23.924	1'31.175	252,4	15:25'45.170	7	20.008	25.422	23.417	24.084	1'32.931	253,6	15:26'13.020
8	20.026	26.112	23.606	30.896	1'40.640P	241,1	15:27'25.810	8	21.154	27.985	24.123	30.711	1'43.973P	242,7	15:27'56.993
9	7'21.225	25.637	23.022	24.097	8'33.981P	250,1	15:35'59.791	9	8'24.795	29.630	25.675	25.707	9'45.807P	224,5	15:37'42.800
10	19.718	24.903	22.581	24.093	1'31.295	251,2	15:37'31.086	10	19.997	25.112	23.262	24.071	1'32.442	251,8	15:39'15.242
11	19.551	24.841	22.716	23.968	1'31.076	253,6	15:39'02.162	11	19.823	25.178	23.234	23.965	1'32.200	254,2	15:40'47.442
12	19.562	24.876	22.972	23.971	1'31.381	255,4	15:40'33.543	12	19.974	25.441	23.316	24.117	1'32.848C	252,4	15:42'20.290
13	19.756	24.810	22.871	24.041	1'31.478	251,8	15:42'05.021	13	21.282	28.800	28.387	24.671	1'43.140	230,8	15:44'03.430
14	19.549	24.789	23.670	24.025	1'32.033	250,1	15:43'37.054	14	19.959	25.555	23.434	24.269	1'33.217	251,8	15:45'36.647
15	19.516	25.089	22.760	23.942	1'31.307	253,6	15:45'08.361								

12° 23 L. SALVADORI (1'31.483)								16° 46 M. CUDEVILLE (1'33.189)							
Lap	Seg.1	Seg.2	Seg.3	Seg.4	Lap Time	km/h	Local Time	Lap	Seg.1	Seg.2	Seg.3	Seg.4	Lap Time	km/h	Local Time
1		26.244	23.127	26.228		256,6	15:17'03.855	1		27.570	24.555	25.581		244,4	15:16'42.821
2	19.816	25.223	22.843	24.109	1'31.991	256,6	15:18'35.846	2	20.277	25.432	23.499	24.861	1'34.069	245,5	15:18'16.890
3	19.892	25.050	22.844	24.109	1'31.805	257,3	15:20'07.651	3	20.040	25.537	23.529	24.613	1'33.719	250,7	15:19'50.609
4	19.734	25.366	24.109	33.476	1'42.685P	239,0	15:21'50.336	4	20.150	25.883	25.046	26.716	1'37.795	250,7	15:21'28.404
								5	20.017	25.391	23.269	24.228	1'32.905C	253,6	15:23'01.309
								6	20.257	26.562	24.428	31.816	1'43.063P	238,4	15:24'44.372
								7	4'16.737	28.175	26.554	25.662	5'37.128P	210,8	15:30'21.500
								8	20.032	25.482	23.782	24.601	1'33.897	246,6	15:31'55.397
								9	20.004	25.475	23.233	24.577	1'33.289	248,3	15:33'28.686
								10	20.054	25.503	23.326	24.306	1'33.189	254,2	15:35'01.875
								11	23.527	27.428	24.089	31.498	1'46.542P	244,4	15:36'48.417

26/05/2018 P = Pits In/Out - C = Lap Time Cancelled

These data/results cannot be reproduced, stored and/or transmitted in whole or in part by any manner of electronic, mechanical, photocopying, recording, broadcasting or otherwise now known or herein after developed without the previous express consent by the copyright owner, except for reproduction in daily press and regular printed publications on sale to the public within 60 days of the event related to those data/results and always provided that copyright symbol appears together as follows below.

© DORNA WSBK ORGANIZATION Srl 2018



PROSECCO DOC UK Round, Donington Park 25-27 May 2018
Superstock 1000 - Chronological Analysis Qualifying

12 2'39.546 26.181 24.489 26.341 3'56.557P 243,3 15:40'44.974


17°							
10 A. YEGIN (1'36.174)							
Lap	Seg.1	Seg.2	Seg.3	Seg.4	Lap Time	km/h	Local Time
1		28.040	26.505	25.751		238,4	15:16'57.136
2	21.315	27.518	24.764	26.036	1'39.633	246,1	15:18'36.769
3	21.343	27.875	24.748	25.618	1'39.584	233,8	15:20'16.353
4	21.420	27.026	24.421	25.286	1'38.153	242,2	15:21'54.506
5	21.165	27.017	24.563	25.242	1'37.987	243,8	15:23'32.493
6	21.352	26.933	24.456	25.106	1'37.847	236,9	15:25'10.340
7	21.473	27.095	24.494	25.493	1'38.555	243,3	15:26'48.895
8	21.230	26.859	23.969	25.305	1'37.363	244,9	15:28'26.258
9	22.296	28.154	25.501	31.187	1'47.138P	215,9	15:30'13.396
10	4'49.416	28.131	25.907	26.059	6'09.513CP	250,1	15:36'22.909
11	21.235	26.726	24.095	26.279	1'38.335	250,1	15:38'01.244
12	20.964	26.570	23.930	24.710	1'36.174	250,1	15:39'37.418
13	21.115	26.668	24.116	24.811	1'36.710	242,7	15:41'14.128
14	21.926	28.694	24.105	24.750	1'39.475	247,2	15:42'53.603
15	20.942	26.808	24.142	25.091	1'36.983	248,3	15:44'30.586
16	21.145	26.595	23.831	24.806	1'36.377	248,9	15:46'06.963

26/05/2018 P = Pits In/Out - C = Lap Time Cancelled

These data/results cannot be reproduced, stored and/or transmitted in whole or in part by any manner of electronic, mechanical, photocopying, recording, broadcasting or otherwise now known or herein after developed without the previous express consent by the copyright owner, except for reproduction in daily press and regular printed publications on sale to the public within 60 days of the event related to those data/results and always provided that copyright symbol appears together as follows below.

© DORNA WSBK ORGANIZATION Srl 2018



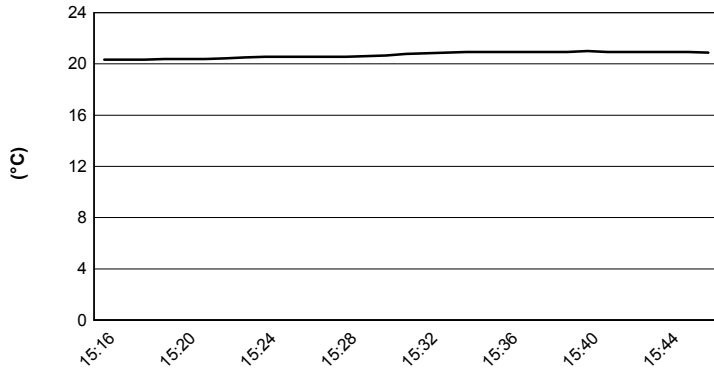


PROSECCO DOC UK Round, Donington Park 25-27 May 2018

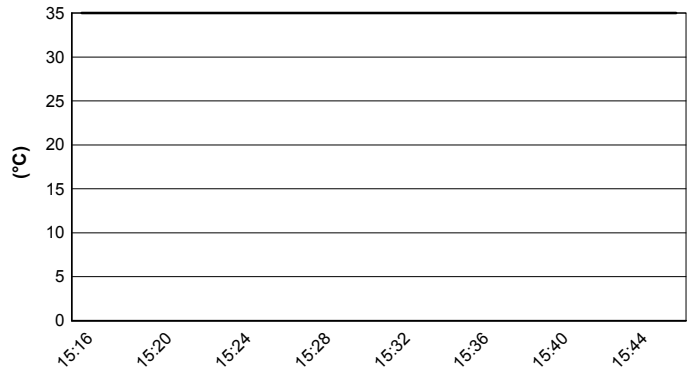
Superstock 1000 - Weather Report Qualifying

Session started 15:15 - Session ended 15:46

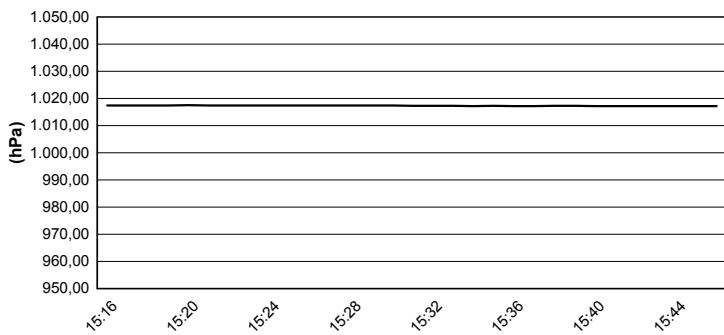
Air Temperature



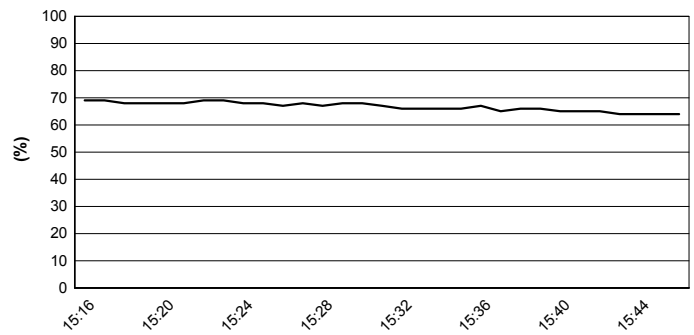
Track Temperature



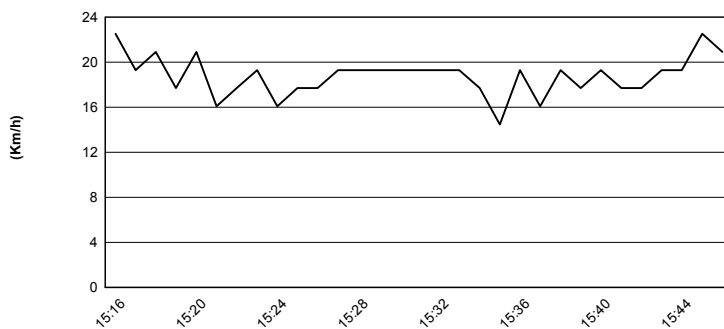
Air Pressure



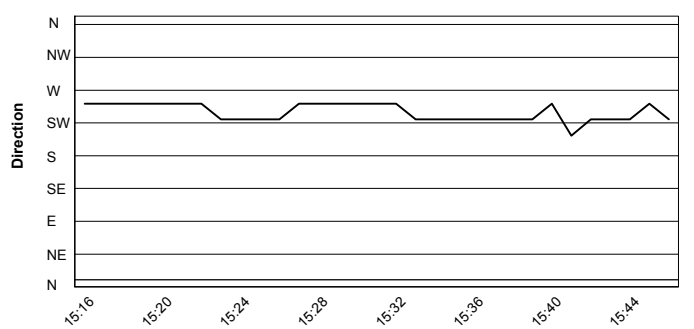
Humidity



Wind Speed



Wind Direction



26/05/2018

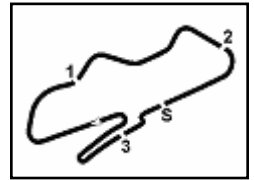
These data/results cannot be reproduced, stored and/or transmitted in whole or in part by any manner of electronic, mechanical, photocopying, recording, broadcasting or otherwise now known or herein after developed without the previous express consent by the copyright owner, except for reproduction in daily press and regular printed publications on sale to the public within 60 days of the event related to those data/results and always provided that copyright symbol appears together as follows below.

© DORNA WSBK ORGANIZATION Srl 2018





5.6
STK1000
 120/03



Donington Park 4.023 m

PROSECCO DOC UK Round, Donington Park 25-27 May 2018

Superstock 1000 - Provisional Starting Grid

15 Laps x 4,023 km = 60,345 km



1	1 28 REITERBERGER M. BMW 1'29.089	2 2 TAMBURINI R. BMW 1'29.373	3 52 DELBIANCO A. BMW 1'29.495
2	4 7 SCHEIB M. Aprilia 1'29.843	5 21 MARINO F. Yamaha 1'30.043	6 15 SANDI F. Ducati 1'30.077
3	7 70 VITALI L. Aprilia 1'30.502	8 45 BUEHN J. BMW 1'30.646	9 84 RUSSO R. Kawasaki 1'30.770
4	10 51 VIONNET E. BMW 1'30.983	11 59 SCHACHT A. Ducati 1'31.076	12 23 SALVADORI L. BMW 1'31.483
5	13 77 ALBERTO T. Ducati 1'32.085	14 16 RUIU G. Kawasaki 1'32.101	15 31 SUCHET V. Kawasaki 1'32.200
6	16 46 CUDEVILLE M. Kawasaki 1'33.189		

26/05/2018 Jury President

..... Race Director

These data/results cannot be reproduced, stored and/or transmitted in whole or in part by any manner of electronic, mechanical, photocopying, recording, broadcasting or otherwise now known or herein after developed without the previous express consent by the copyright owner, except for reproduction in daily press and regular printed publications on sale to the public within 60 days of the event related to those data/results and always provided that copyright symbol appears together as follows below.

© DORNA WSBK ORGANIZATION Srl 2018

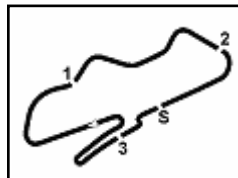
FICR PERUGIA TIMING



Official Tyre Supplier



Official Timekeeper



Donington Park 4.023 m

PROSECCO DOC UK Round, Donington Park 25-27 May 2018
Superstock 1000 - Pole Ranking

	2015	2016	2017	2018
01 Motorland Aragon	Savadori (Ita) Apr 1'52.577 (162,4 Km/h)	Marino (Fra) Yam 1'52.773 (162,1 Km/h)	Rinaldi (Ita) Duc 1'52.245 (162,8 Km/h)	Reiterberger (Ger) Bmw 1'51.427 (172,7 Km/h)
02 TT Circuit Assen	Savadori (Ita) Apr 1'36.998 (168,6 Km/h)	Russo (Ita) Yam 1'38.248 (166,4 Km/h)	Marino (Fra) Yam 1'36.775 (169,0 Km/h)	Reiterberger (Ger) Bmw 1'36.456 (169,5 Km/h)
03 Autodromo Internazionale Enzo e Dino	Jezek (Cze) Duc 1'49.071 (162,9 Km/h)	Tamburini (Ita) Apr 1'49.672 (162,0 Km/h)	Rinaldi (Ita) Duc 1'49.113 (162,9 Km/h)	Scheib (Chi) Apr 2'03.219 (144,2 Km/h)
04 Donington Park	Tamburini (Ita) Bmw 1'29.449 (161,9 Km/h)	De Rosa (Ita) Bmw 1'29.515 (161,8 Km/h)	Rinaldi (Ita) Duc 1'29.587 (161,7 Km/h)	Reiterberger (Ger) Bmw 1'29.089 (162,6 Km/h)
06 Misano World Circuit "Marco Simoncelli"	Savadori (Ita) Apr 1'36.384 (157,8 Km/h)	Faccani (Ita) Duc 1'37.321 (156,3 Km/h)	Rinaldi (Ita) Duc 1'37.237 (156,5 Km/h)	
07 Autódromo Internacional do Algarve	Tamburini (Ita) Bmw 1'44.522 (158,2 Km/h)		Marino (Fra) Yam 1'44.936 (157,5 Km/h)	
08 Magny-Cours	Guarnoni (Fra) Yam 1'57.937 (134,6 Km/h)	Mahias (Fra) Yam 1'39.922 (158,9 Km/h)	Tamburini (Ita) Yam 1'40.205 (158,5 Km/h)	

2018

3 **M. Reiterberger**
 1 M. Scheib

ALL TIMES

14 S. Barrier	4 M. Pirro	2 M. Roccoli	1 L. Baz
13 A. Badovini	4 M. Reiterberger	2 L. Mercado	1 B. Staring
7 W. Tortoroglio	4 M. Rinaldi	2 R. De Rosa	1 F. Massei
7 V. Iannuzzo	3 C. Burns	1 D. Jefferies	1 F. Sandi
7 C. Corti	3 M. Fabrizio	1 F. Foret	1 R. Russo
7 L. Savadori	3 E. La Marra	1 J. Morley	1 M. Faccani
6 X. Simeon	3 J. Guarnoni	1 G. Mason	1 L. Mahias
6 D. Petrucci	3 F. Marino	1 C. Vermeulen	1 M. Scheib
6 R. Tamburini	2 S. Nebel	1 M. Nutt	
5 G. Vizziello	2 J. Ellison	1 R. Chiarello	
5 M. Berger	2 F. Capriotti	1 I. Sala	
4 K. Harris	2 L. Alfonsi	1 M. Bauer	
4 D. Van Keymeulen	2 D. Oliver	1 B. Veneman	
4 K. Sofuoglu	2 A. Polita	1 M. Smrz	
4 N. Canepa	2 I. Dionisi	1 M. Baiocco	
4 D. Giugliano	2 L. Lanzi	1 I. Silva	
4 B. Roberts	2 L. Scassa	1 O. Jezek	

26/05/2018

These data/results cannot be reproduced, stored and/or transmitted in whole or in part by any manner of electronic, mechanical, photocopying, recording, broadcasting or otherwise now known or herein after developed without the previous express consent by the copyright owner, except for reproduction in daily press and regular printed publications on sale to the public within 60 days of the event related to those data/results and always provided that copyright symbol appears together as follows below.

© DORNA WSBK ORGANIZATION Srl 2018

FKR PERUGIA TIMING


Official Tyre Supplier



Official Timekeeper