

## PATA Italian Round, 11-12-13 May 2018

### World Superbike - Biographical Entry List

Imola Circuit 4.936 m

No.	Rider (Abbreviation)	Nat	Bike	Wins	Podiums	Pole	Races	Tyres	Class
Age	Date of Birth	Place of Birth	Team	2018	2018	2018	2018		
1	<b>1</b> <b>REA Jonathan</b> (Rea) 31 02/02/1987 Ballymena	GBR	<b>Kawasaki ZX-10RR</b> Kawasaki Racing Team WorldSBK	57 3	118 6	15 1	226 8	Pirelli	
2	<b>2</b> <b>CAMIER Leon</b> (Cam) 31 04/08/1986 Ashford Kent	GBR	<b>Honda CBR1000RR</b> Red Bull Honda World Superbike Team		9		190 5	Pirelli	
3**	<b>5</b> <b>LEONOV Vladimir</b> (Leo) 31 26/04/1987 Moscow	RUS	<b>Kawasaki ZX-10RR</b> SPB Racing Team				2 2	Pirelli	IND
4	<b>7</b> <b>DAVIES Chaz</b> (Dav) 31 10/02/1987 Knighton	GBR	<b>Ducati Panigale R</b> Aruba.it Racing - Ducati	29 2	73 6	5	160 8	Pirelli	
5	<b>12</b> <b>FORES Xavi</b> (For) 32 16/09/1985 Llombai	ESP	<b>Ducati Panigale R</b> Barni Racing Team		4 3		74 8	Pirelli	IND
6**	<b>21</b> <b>RINALDI Michael Ruben</b> (Rin) 22 21/12/1995 Rimini	ITA	<b>Ducati Panigale R</b> Aruba.it Racing - Junior Team				4 4	Pirelli	IND
7	<b>22</b> <b>LOWES Alex</b> (Low) 27 14/09/1990 Lincoln	GBR	<b>Yamaha YZF R1</b> Pata Yamaha Official WorldSBK Team		8 1	1 1	112 8	Pirelli	
8	<b>32</b> <b>SAVADORI Lorenzo</b> (Sav) 25 04/04/1993 Cesena	ITA	<b>Aprilia RSV4 RF</b> Milwaukee Aprilia				57 6	Pirelli	
9	<b>33</b> <b>MELANDRI Marco</b> (Mel) 35 07/08/1982 Ravenna	ITA	<b>Ducati Panigale R</b> Aruba.it Racing - Ducati	22 2	65 3	3 1	136 8	Pirelli	
10	<b>36</b> <b>MERCADO Leandro</b> (Mer) 26 15/02/1992 Cordoba	ARG	<b>Kawasaki ZX-10RR</b> Orelac Racing VerdNatura				68 8	Pirelli	IND
11	<b>37</b> <b>JEZEK Ondrej</b> (Jez) 29 15/03/1989 Brno	CZE	<b>Yamaha YZF R1</b> Guandalini Racing				32 8	Pirelli	IND
12	<b>40</b> <b>RAMOS Román</b> (Ram) 27 06/01/1991 Santander	ESP	<b>Kawasaki ZX-10RR</b> Team GoEleven Kawasaki				82 8	Pirelli	IND
13	<b>45</b> <b>GAGNE Jake</b> (Gag) 24 27/08/1993 Ramona, California	USA	<b>Honda CBR1000RR</b> Red Bull Honda World Superbike Team				12 6	Pirelli	
14	<b>50</b> <b>LAVERTY Eugene</b> (Lav) 31 03/06/1986 Toomebridge	IRL	<b>Aprilia RSV4 RF</b> Milwaukee Aprilia	13	33	2	134 4	Pirelli	
15	<b>54</b> <b>RAZGATLIOGLU Toprak</b> (Raz) 21 16/10/1996 Sakarya	TUR	<b>Kawasaki ZX-10RR</b> Kawasaki Puccetti Racing				8 8	Pirelli	IND
16	<b>60</b> <b>VAN DER MARK Michael</b> (vdM) 25 26/10/1992 Gouda	NED	<b>Yamaha YZF R1</b> Pata Yamaha Official WorldSBK Team		14 3	1	86 8	Pirelli	
17	<b>66</b> <b>SYKES Tom</b> (Syk) 32 19/08/1985 Huddersfield	GBR	<b>Kawasaki ZX-10RR</b> Kawasaki Racing Team WorldSBK	34 1	102 2	43 1	242 8	Pirelli	
18	<b>68</b> <b>HERNANDEZ Yonny</b> (Her) 29 25/07/1988 Medellin	COL	<b>Kawasaki ZX-10RR</b> Team Pedercini Racing				7 7	Pirelli	IND
19	<b>76</b> <b>BAZ Loris</b> (Baz) 25 01/02/1993 Sallanches	FRA	<b>BMW S 1000 RR</b> GULF ALTHEA BMW Racing Team	2	14	2	69 8	Pirelli	
20	<b>81</b> <b>TORRES Jordi</b> (Tor) 30 27/08/1987 Rubi	ESP	<b>MV Agusta 1000 F4</b> MV Agusta Reparto Corse	1	4		85 8	Pirelli	
21**	<b>91</b> <b>HASLAM Leon</b> (Has) 34 31/05/1983 Derby	GBR	<b>Kawasaki ZX-10RR</b> Kawasaki Puccetti Racing	5	39	3	213	Pirelli	IND
22	<b>99</b> <b>JACOBSEN PJ</b> (Jac) 24 07/08/1993 Montgomery	USA	<b>Honda CBR1000RR</b> TripleM Honda World Superbike Team				8 8	Pirelli	IND

11/05/2018

\* = Wild Card

\*\* = One Event

These data/results cannot be reproduced, stored and/or transmitted in whole or in part by any manner of electronic, mechanical, photocopying, recording, broadcasting or otherwise now known or herein after developed without the previous express consent by the copyright owner, except for reproduction in daily press and regular printed publications on sale to the public within 60 days of the event related to those data/results and always provided that copyright symbol appears together as follows below.

© DORNA WSBK ORGANIZATION Srl 2018

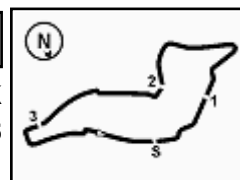
FICR PERUGIA TIMING



Official Tyre Supplier



Official Timekeeper



Imola Circuit 4.936 m

1 / 2

## PATA Italian Round, 11-12-13 May 2018

### World Superbike - Results Free Practice 1st Session

No.	Rider	Nat	Team	Bike	Class	Time	Gap	Rel.	Laps	Speed	
										Avg	Max
1	1 J. REA	GBR	Kawasaki Racing Team WorldSBK	Kawasaki ZX-10RR		<b>1'46.951</b>			12	166,147	<b>278,5</b>
2	7 C. DAVIES	GBR	Aruba.it Racing - Ducati	Ducati Panigale R		<b>1'47.241</b>	0.290	0.290	17	165,698	<b>281,4</b>
3	33 M. MELANDRI	ITA	Aruba.it Racing - Ducati	Ducati Panigale R		<b>1'47.542</b>	0.591	0.301	14	165,234	<b>278,5</b>
4	12 X. FORES	ESP	Barni Racing Team	Ducati Panigale R	IND	<b>1'47.759</b>	0.808	0.217	13	164,901	<b>270,2</b>
5	66 T. SYKES	GBR	Kawasaki Racing Team WorldSBK	Kawasaki ZX-10RR		<b>1'47.963</b>	1.012	0.204	16	164,590	<b>276,4</b>
6	60 M. VAN DER MARK	NED	Pata Yamaha Official WorldSBK Team	Yamaha YZF R1		<b>1'48.232</b>	1.281	0.269	16	164,181	<b>269,5</b>
7	81 J. TORRES	ESP	MV Agusta Reparto Corse	MV Agusta 1000 F4		<b>1'48.381</b>	1.430	0.149	16	163,955	<b>276,4</b>
8	40 R. RAMOS	ESP	Team GoEleven Kawasaki	Kawasaki ZX-10RR	IND	<b>1'48.583</b>	1.632	0.202	15	163,650	<b>273,6</b>
9	50 E. LAVERTY	IRL	Milwaukee Aprilia	Aprilia RSV4 RF		<b>1'48.810</b>	1.859	0.227	15	163,309	<b>274,3</b>
10	91 L. HASLAM	GBR	Kawasaki Puccetti Racing	Kawasaki ZX-10RR	IND	<b>1'48.889</b>	1.938	0.079	15	163,190	<b>270,2</b>
11	54 T. RAZGATLIOGLU	TUR	Kawasaki Puccetti Racing	Kawasaki ZX-10RR	IND	<b>1'49.059</b>	2.108	0.170	16	162,936	<b>273,6</b>
12	2 L. CAMIER	GBR	Red Bull Honda World Superbike Team	Honda CBR1000RR		<b>1'49.334</b>	2.383	0.275	12	162,526	<b>271,5</b>
13	32 L. SAVADORI	ITA	Milwaukee Aprilia	Aprilia RSV4 RF		<b>1'49.382</b>	2.431	0.048	15	162,455	<b>273,6</b>
14	45 J. GAGNE	USA	Red Bull Honda World Superbike Team	Honda CBR1000RR		<b>1'49.605</b>	2.654	0.223	16	162,124	<b>271,5</b>
15	36 L. MERCADO	ARG	Orelac Racing VerdNatura	Kawasaki ZX-10RR	IND	<b>1'49.728</b>	2.777	0.123	9	161,942	<b>269,5</b>
16	99 P. JACOBSEN	USA	TripleM Honda World Superbike Team	Honda CBR1000RR	IND	<b>1'49.779</b>	2.828	0.051	15	161,867	<b>274,3</b>
17	76 L. BAZ	FRA	GULF ALTHEA BMW Racing Team	BMW S 1000 RR		<b>1'49.806</b>	2.855	0.027	15	161,827	<b>271,5</b>
18	22 A. LOWES	GBR	Pata Yamaha Official WorldSBK Team	Yamaha YZF R1		<b>1'50.043</b>	3.092	0.237	5	161,479	<b>276,4</b>
19	21 M. RINALDI	ITA	Aruba.it Racing - Junior Team	Ducati Panigale R	IND	<b>1'51.177</b>	4.226	1.134	11	159,832	<b>251,9</b>
20	5 V. LEONOV	RUS	SPB Racing Team	Kawasaki ZX-10RR	IND	<b>1'51.893</b>	4.942	0.716	12	158,809	<b>268,8</b>
21	37 O. JEZEK	CZE	Guandalini Racing	Yamaha YZF R1	IND	<b>1'52.230</b>	5.279	0.337	7	158,332	<b>262,3</b>
22	68 Y. HERNANDEZ	COL	Team Pedercini Racing	Kawasaki ZX-10RR	IND	<b>1'52.462</b>	5.511	0.232	17	158,005	<b>264,9</b>

Qualifying Lap Time (107% of 1'46.951): **1'54.439**

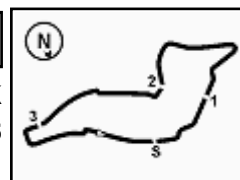
AIR	Humidity:	62%	Temp:	22°C
TRACK	Condition:	Dry	Temp:	30°C

Records	Pole (SP2)	2016	C.Davies	1'45.598	168,280	Km/h
	Race (RC1)	2017	C.Davies	1'46.393	167,020	Km/h
	Circuit (SP2)	2016	C.Davies	1'45.598	168,280	Km/h

Start 11/05/2018 09:45 End 10:27 The results are provisional until the end of the time limit for protests and appeals and the completion of the technical checks.

These data/results cannot be reproduced, stored and/or transmitted in whole or in part by any manner of electronic, mechanical, photocopying, recording, broadcasting or otherwise now known or herein after developed without the previous express consent by the copyright owner, except for reproduction in daily press and regular printed publications on sale to the public within 60 days of the event related to those data/results and always provided that copyright symbol appears together as follows below.

© DORNA WSBK ORGANIZATION Srl 2018



## PATA Italian Round, 11-12-13 May 2018

### World Superbike - Results Free Practice 1st Session

#### Session Highlights

Local Time	No. Rider	Description
09.45.00		Start
09.45.23		WorldSBK Pit Intervention Time: 1m 3secs
09.47.32	5 V. LEONOV	Lap Cancelled (2'13.807) - Exceeded Track Limits - Turn 22
09.47.41	5 V. LEONOV	Current Lap Cancelled - Exceeded Track Limits
09.53.14	5 V. LEONOV	Lap Cancelled (1'53.464) - Exceeded Track Limits - Turn 22
09.53.22	5 V. LEONOV	Current Lap Cancelled - Exceeded Track Limits
09.56.08	22 A. LOWES	Crashed - Turn 7
09.56.20	54 T. RAZGATLIOGLU	Lap Cancelled (1'49.998) - Exceeded Track Limits - Turn 22
09.56.22	54 T. RAZGATLIOGLU	Current Lap Cancelled - Exceeded Track Limits
10.23.20	40 R. RAMOS	Lap Cancelled (1'48.950) - Exceeded Track Limits - Turn 22
10.23.35	2 L. CAMIER	Crashed - Turn 15
10.23.47	2 L. CAMIER	Re-joined
10.27.44		End Of Session
10.29.57	99 P. JACOBSEN	Technical Problem - Turn 19

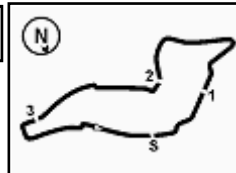
#### Fastest Laps Sequence

No.	Rider	Nat	Team	Bike	Local Time	Time	Gap	Avg
1	J. REA	GBR	Kawasaki Racing Team WorldSBK	Kawasaki ZX-10RR	09:48'45.179	<b>1'49.020</b>		162,994
1	J. REA	GBR	Kawasaki Racing Team WorldSBK	Kawasaki ZX-10RR	09:50'33.206	<b>1'48.027</b>	-0.993	164,492
1	J. REA	GBR	Kawasaki Racing Team WorldSBK	Kawasaki ZX-10RR	09:52'20.649	<b>1'47.443</b>	-0.584	165,386
1	J. REA	GBR	Kawasaki Racing Team WorldSBK	Kawasaki ZX-10RR	09:54'08.069	<b>1'47.420</b>	-0.023	165,422
1	J. REA	GBR	Kawasaki Racing Team WorldSBK	Kawasaki ZX-10RR	10:13'32.211	<b>1'47.350</b>	-0.070	165,530
7	C. DAVIES	GBR	Aruba.it Racing - Ducati	Ducati Panigale R	10:22'23.556	<b>1'47.241</b>	-0.109	165,698
1	J. REA	GBR	Kawasaki Racing Team WorldSBK	Kawasaki ZX-10RR	10:25'29.544	<b>1'46.951</b>	-0.290	166,147

Start 11/05/2018 09:45 End 10:27 The results are provisional until the end of the time limit for protests and appeals and the completion of the technical checks.

These data/results cannot be reproduced, stored and/or transmitted in whole or in part by any manner of electronic, mechanical, photocopying, recording, broadcasting or otherwise now known or herein after developed without the previous express consent by the copyright owner, except for reproduction in daily press and regular printed publications on sale to the public within 60 days of the event related to those data/results and always provided that copyright symbol appears together as follows below.

© DORNA WSBK ORGANIZATION Srl 2018


**PATA Italian Round, 11-12-13 May 2018**
**World Superbike - Best Sectors & Speed Free Practice 1st Session**

BEST LAP			
1	1 J. REA	Kawasaki ZX-10RR	1'46.951
2	7 C. DAVIES	Ducati Panigale R	1'47.241
3	33 M. MELANDRI	Ducati Panigale R	1'47.542
4	12 X. FORES	Ducati Panigale R	1'47.759
5	66 T. SYKES	Kawasaki ZX-10RR	1'47.963
6	60 M. VAN DER MARK	Yamaha YZF R1	1'48.232
7	81 J. TORRES	MV Agusta 1000 F4	1'48.381
8	40 R. RAMOS	Kawasaki ZX-10RR	1'48.583
9	50 E. LAVERTY	Aprilia RSV4 RF	1'48.810
10	91 L. HASLAM	Kawasaki ZX-10RR	1'48.889
11	54 T. RAZGATLIOGLU	Kawasaki ZX-10RR	1'49.059
12	2 L. CAMIER	Honda CBR1000RR	1'49.334
13	32 L. SAVADORI	Aprilia RSV4 RF	1'49.382
14	45 J. GAGNE	Honda CBR1000RR	1'49.605
15	36 L. MERCADO	Kawasaki ZX-10RR	1'49.728
16	99 P. JACOBSEN	Honda CBR1000RR	1'49.779
17	76 L. BAZ	BMW S 1000 RR	1'49.806
18	22 A. LOWES	Yamaha YZF R1	1'50.043
19	21 M. RINALDI	Ducati Panigale R	1'51.177
20	5 V. LEONOV	Kawasaki ZX-10RR	1'51.893
21	37 O. JEZEK	Yamaha YZF R1	1'52.230
22	68 Y. HERNANDEZ	Kawasaki ZX-10RR	1'52.462

SPEED			
1	7 C. DAVIES	Ducati Panigale R	281,4
2	1 J. REA	Kawasaki ZX-10RR	278,5
3	33 M. MELANDRI	Ducati Panigale R	278,5
4	22 A. LOWES	Yamaha YZF R1	276,4
5	66 T. SYKES	Kawasaki ZX-10RR	276,4
6	81 J. TORRES	MV Agusta 1000 F4	276,4
7	50 E. LAVERTY	Aprilia RSV4 RF	274,3
8	99 P. JACOBSEN	Honda CBR1000RR	274,3
9	32 L. SAVADORI	Aprilia RSV4 RF	273,6
10	40 R. RAMOS	Kawasaki ZX-10RR	273,6
11	54 T. RAZGATLIOGLU	Kawasaki ZX-10RR	273,6
12	76 L. BAZ	BMW S 1000 RR	271,5
13	45 J. GAGNE	Honda CBR1000RR	271,5
14	2 L. CAMIER	Honda CBR1000RR	271,5
15	91 L. HASLAM	Kawasaki ZX-10RR	270,2
16	12 X. FORES	Ducati Panigale R	270,2
17	60 M. VAN DER MARK	Yamaha YZF R1	269,5
18	36 L. MERCADO	Kawasaki ZX-10RR	269,5
19	5 V. LEONOV	Kawasaki ZX-10RR	268,8
20	68 Y. HERNANDEZ	Kawasaki ZX-10RR	264,9
21	37 O. JEZEK	Yamaha YZF R1	262,3
22	21 M. RINALDI	Ducati Panigale R	251,9

SEG. 1			SEG. 2			SEG. 3			SEG. 4		
1	7 C. DAVIES	22.725	1	1 J. REA	33.457	1	1 J. REA	28.313	1	1 J. REA	22.327
2	1 J. REA	22.755	2	7 C. DAVIES	33.476	2	7 C. DAVIES	28.333	2	7 C. DAVIES	22.445
3	33 M. MELANDRI	22.807	3	33 M. MELANDRI	33.627	3	12 X. FORES	28.520	3	33 M. MELANDRI	22.473
4	12 X. FORES	22.810	4	66 T. SYKES	33.669	4	33 M. MELANDRI	28.571	4	54 T. RAZGATLIOGLU	22.537
5	66 T. SYKES	22.911	5	60 M. VAN DER MARK	33.714	5	66 T. SYKES	28.596	5	66 T. SYKES	22.544
6	50 E. LAVERTY	23.043	6	12 X. FORES	33.736	6	81 J. TORRES	28.632	6	60 M. VAN DER MARK	22.547
7	54 T. RAZGATLIOGLU	23.069	7	2 L. CAMIER	33.766	7	40 R. RAMOS	28.717	7	40 R. RAMOS	22.573
8	81 J. TORRES	23.070	8	81 J. TORRES	33.822	8	60 M. VAN DER MARK	28.855	8	12 X. FORES	22.608
9	22 A. LOWES	23.102	9	91 L. HASLAM	33.873	9	91 L. HASLAM	28.875	9	81 J. TORRES	22.639
10	2 L. CAMIER	23.115	10	40 R. RAMOS	33.883	10	2 L. CAMIER	28.889	10	50 E. LAVERTY	22.675
11	60 M. VAN DER MARK	23.116	11	50 E. LAVERTY	33.897	11	54 T. RAZGATLIOGLU	28.892	11	45 J. GAGNE	22.758
12	40 R. RAMOS	23.183	12	54 T. RAZGATLIOGLU	34.055	12	32 L. SAVADORI	28.896	12	36 L. MERCADO	22.774
13	99 P. JACOBSEN	23.215	13	32 L. SAVADORI	34.121	13	45 J. GAGNE	28.905	13	32 L. SAVADORI	22.818
14	32 L. SAVADORI	23.223	14	22 A. LOWES	34.183	14	50 E. LAVERTY	28.988	14	91 L. HASLAM	22.819
15	36 L. MERCADO	23.229	15	76 L. BAZ	34.249	15	99 P. JACOBSEN	29.071	15	99 P. JACOBSEN	22.861
16	45 J. GAGNE	23.232	16	36 L. MERCADO	34.265	16	76 L. BAZ	29.166	16	76 L. BAZ	22.882
17	91 L. HASLAM	23.322	17	45 J. GAGNE	34.295	17	36 L. MERCADO	29.169	17	22 A. LOWES	22.949
18	76 L. BAZ	23.420	18	21 M. RINALDI	34.380	18	22 A. LOWES	29.520	18	2 L. CAMIER	22.961
19	21 M. RINALDI	23.447	19	99 P. JACOBSEN	34.483	19	68 Y. HERNANDEZ	29.675	19	5 V. LEONOV	23.177
20	5 V. LEONOV	23.742	20	5 V. LEONOV	34.780	20	21 M. RINALDI	29.719	20	37 O. JEZEK	23.301
21	37 O. JEZEK	23.764	21	37 O. JEZEK	34.930	21	5 V. LEONOV	29.891	21	68 Y. HERNANDEZ	23.318
22	68 Y. HERNANDEZ	23.997	22	68 Y. HERNANDEZ	35.079	22	37 O. JEZEK	29.926	22	21 M. RINALDI	23.336

11/05/2018

These data/results cannot be reproduced, stored and/or transmitted in whole or in part by any manner of electronic, mechanical, photocopying, recording, broadcasting or otherwise now known or herein after developed without the previous express consent by the copyright owner, except for reproduction in daily press and regular printed publications on sale to the public within 60 days of the event related to those data/results and always provided that copyright symbol appears together as follows below.

© DORNA WSBK ORGANIZATION Srl 2018

## PATA Italian Round, 11-12-13 May 2018

### World Superbike - Ideal Times Free Practice 1st Session

Imola Circuit 4.936 m

No.	Rider	Nat	Bike	Seg. 1	Seg. 2	Seg. 3	Seg. 4	Ideal Time		
				Diff. 1	Diff. 2	Diff. 3	Diff. 4	Best Lap	Pos.	Diff.
1	<b>1 J. REA</b>	GBR	Kawasaki ZX-10RR	22.755	<b>33.457</b>	<b>28.313</b> 0.099	<b>22.327</b>	<b>1'46.852</b> 1'46.951	1	0.099
2	<b>7 C. DAVIES</b>	GBR	Ducati Panigale R	<b>22.725</b> 0.208	33.476 0.054	28.333	22.445	<b>1'46.979</b> 1'47.241	2	0.262
3	<b>33 M. MELANDRI</b>	ITA	Ducati Panigale R	22.807 0.025	33.627 0.039	28.571	22.473	<b>1'47.478</b> 1'47.542	3	0.064
4	<b>12 X. FORES</b>	ESP	Ducati Panigale R	22.810	33.736	28.520	22.608 0.085	<b>1'47.674</b> 1'47.759	4	0.085
5	<b>66 T. SYKES</b>	GBR	Kawasaki ZX-10RR	22.911 0.062	33.669 0.089	28.596	22.544 0.092	<b>1'47.720</b> 1'47.963	5	0.243
6	<b>81 J. TORRES</b>	ESP	MV Agusta 1000 F4	23.070 0.007	33.822 0.041	28.632 0.170	22.639	<b>1'48.163</b> 1'48.381	7	0.218
7	<b>60 M. VAN DER MARK</b>	NED	Yamaha YZF R1	23.116	33.714	28.855	22.547	<b>1'48.232</b> 1'48.232	6	
8	<b>40 R. RAMOS</b>	ESP	Kawasaki ZX-10RR	23.183 0.227	33.883	28.717	22.573	<b>1'48.356</b> 1'48.583	8	0.227
9	<b>54 T. RAZGATLIOGLU</b>	TUR	Kawasaki ZX-10RR	23.069 0.200	34.055 0.225	28.892 0.081	22.537	<b>1'48.553</b> 1'49.059	11	0.506
10	<b>50 E. LAVERTY</b>	IRL	Aprilia RSV4 RF	23.043 0.066	33.897	28.988 0.102	22.675 0.039	<b>1'48.603</b> 1'48.810	9	0.207
11	<b>2 L. CAMIER</b>	GBR	Honda CBR1000RR	23.115 0.128	33.766 0.390	28.889 0.002	22.961 0.083	<b>1'48.731</b> 1'49.334	12	0.603
12	<b>91 L. HASLAM</b>	GBR	Kawasaki ZX-10RR	23.322	33.873	28.875	22.819	<b>1'48.889</b> 1'48.889	10	
13	<b>32 L. SAVADORI</b>	ITA	Aprilia RSV4 RF	23.223	34.121	28.896 0.185	22.818 0.139	<b>1'49.058</b> 1'49.382	13	0.324
14	<b>45 J. GAGNE</b>	USA	Honda CBR1000RR	23.232 0.049	34.295 0.366	28.905	22.758	<b>1'49.190</b> 1'49.605	14	0.415
15	<b>36 L. MERCADO</b>	ARG	Kawasaki ZX-10RR	23.229	34.265 0.166	29.169	22.774 0.125	<b>1'49.437</b> 1'49.728	15	0.291
16	<b>99 P. JACOBSEN</b>	USA	Honda CBR1000RR	23.215 0.084	34.483	29.071 0.032	22.861 0.033	<b>1'49.630</b> 1'49.779	16	0.149
17	<b>76 L. BAZ</b>	FRA	BMW S 1000 RR	23.420 0.089	34.249	29.166	22.882	<b>1'49.717</b> 1'49.806	17	0.089
18	<b>22 A. LOWES</b>	GBR	Yamaha YZF R1	23.102 0.159	34.183 0.099	29.520	22.949 0.031	<b>1'49.754</b> 1'50.043	18	0.289
19	<b>21 M. RINALDI</b>	ITA	Ducati Panigale R	23.447	34.380	29.719 0.118	23.336 0.177	<b>1'50.882</b> 1'51.177	19	0.295
20	<b>5 V. LEONOV</b>	RUS	Kawasaki ZX-10RR	23.742 0.174	34.780	29.891	23.177 0.129	<b>1'51.590</b> 1'51.893	20	0.303
21	<b>37 O. JEZEK</b>	CZE	Yamaha YZF R1	23.764 0.238	34.930	29.926	23.301 0.071	<b>1'51.921</b> 1'52.230	21	0.309
22	<b>68 Y. HERNANDEZ</b>	COL	Kawasaki ZX-10RR	23.997 0.036	35.079 0.303	29.675 0.045	23.318 0.009	<b>1'52.069</b> 1'52.462	22	0.393
<b>Overall Ideal Time</b>				22.725	33.457	28.313	22.327	<b>1'46.822</b>		

11/05/2018

These data/results cannot be reproduced, stored and/or transmitted in whole or in part by any manner of electronic, mechanical, photocopying, recording, broadcasting or otherwise now known or herein after developed without the previous express consent by the copyright owner, except for reproduction in daily press and regular printed publications on sale to the public within 60 days of the event related to those data/results and always provided that copyright symbol appears together as follows below.

© DORNA WSBK ORGANIZATION Srl 2018

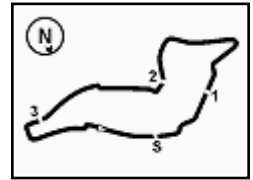
FICR PERUGIA TIMING



Official Tyre Supplier



Official Timekeeper



## PATA Italian Round, 11-12-13 May 2018

### World Superbike - Chronological Analysis Free Practice 1st Session

Imola Circuit 4.936 m

1 / 4

1° 1 J. REA (1'46.951)							
Lap	Seg.1	Seg.2	Seg.3	Seg.4	Lap Time	km/h	Local Time
1		36.187	30.120	23.104		209,8	9:46'56.159
2	23.266	34.158	28.986	22.610	1'49.020	268,8	9:48'45.179
3	22.949	33.680	28.804	22.594	1'48.027	277,1	9:50'33.206
4	22.819	33.664	28.533	22.427	1'47.443	276,4	9:52'20.649
5	22.812	33.466	28.723	22.419	1'47.420	<b>278,5</b>	9:54'08.669
6	23.038	36.100	29.623	12'17.400	13'46.161P	277,8	10:07'54.230
7	34.137	35.457	29.849	23.300	2'02.743P	176,0	10:09'56.973
8	22.926	33.660	28.768	22.534	1'47.888	274,3	10:11'44.861
9	22.832	33.637	<b>28.313</b>	22.568	1'47.350	276,4	10:13'32.211
10	24.175	34.592	28.897	4'51.650	6'19.314P	262,9	10:19'51.525
11	36.178	34.395	28.712	22.598	2'01.883P	151,6	10:21'53.408
12	22.857	33.717	28.358	24.253	1'49.185	277,8	10:23'42.593
13	<b>22.755</b>	<b>33.457</b>	28.412	22.327	<b>1'46.951</b>	277,8	10:25'29.544

5° 66 T. SYKES (1'47.963)							
Lap	Seg.1	Seg.2	Seg.3	Seg.4	Lap Time	km/h	Local Time
1							9:45'55.410
2	40.493	37.399	31.929	24.130	2'13.951P	178,3	9:48'09.361
3	25.437	35.022	29.491	23.652	1'53.602	263,6	9:50'02.963
4	23.475	33.878	29.511	24.072	1'50.936	264,2	9:51'53.899
5	23.512	33.825	29.008	22.872	1'49.217	245,6	9:53'43.116
6	22.981	33.707	28.976	22.687	1'48.351	274,3	9:55'31.467
7	<b>22.911</b>	33.817	29.001	22.664	1'48.393	273,6	9:57'19.860
8	23.048	33.703	28.887	22.704	1'48.342	273,6	9:59'08.202
9	24.104	35.007	30.128	9'35.172	11'04.411P	267,5	10:10'12.613
10	37.146	34.905	30.555	23.845	2'06.451P	153,1	10:12'19.064
11	23.031	33.689	28.603	22.650	1'47.973	275,0	10:14'07.037
12	25.601	34.735	30.952	23.286	1'54.574	273,6	10:16'01.611
13	22.985	<b>33.669</b>	28.723	22.776	1'48.153	<b>276,4</b>	10:17'49.764
14	23.089	33.775	29.080	23.739	1'49.683	274,3	10:19'39.447
15	24.928	42.641	30.734	23.177	2'01.480	253,1	10:21'40.927
16	23.031	33.670	28.946	22.544	1'48.191	275,7	10:23'29.118
17	22.973	33.758	<b>28.596</b>	22.636	<b>1'47.963</b>	274,3	10:25'17.081

2° 7 C. DAVIES (1'47.241)							
Lap	Seg.1	Seg.2	Seg.3	Seg.4	Lap Time	km/h	Local Time
1							9:45'35.165
2	37.743	37.932	31.019	23.650	2'10.344P	182,2	9:47'45.509
3	23.920	34.693	29.528	23.009	1'51.150	242,9	9:49'36.659
4	23.249	34.208	29.052	22.801	1'49.310	275,0	9:51'25.969
5	23.165	34.878	29.440	22.762	1'50.245	273,6	9:53'16.214
6	23.163	33.982	28.730	22.691	1'48.566	270,9	9:55'04.780
7	23.046	33.857	28.693	22.647	1'48.243	278,5	9:56'53.023
8	23.035	36.068	31.887	9'13.047	10'44.037P	276,4	10:07'37.060
9	33.997	35.909	30.081	22.901	2'02.888P	214,0	10:09'39.948
10	22.960	33.787	28.595	22.571	1'47.913	277,8	10:11'27.861
11	22.986	33.653	28.603	22.667	1'47.909	277,1	10:13'15.770
12	22.822	33.600	28.614	22.590	1'47.626	280,7	10:15'03.396
13	23.929	36.973	31.197	23.889	1'55.988	249,6	10:16'59.384
14	22.910	33.927	29.784	22.822	1'49.443	279,3	10:18'48.827
15	22.908	33.574	28.511	22.495	1'47.488	280,0	10:20'36.317
16	22.933	33.530	<b>28.333</b>	22.445	<b>1'47.241</b>	274,3	10:22'23.556
17	<b>22.725</b>	<b>33.476</b>	32.422	31.149	1'59.772	280,7	10:24'23.328
18	23.117	33.559	28.798	23.616	1'49.090	<b>281,4</b>	10:26'12.418

6° 60 M. VAN DER MARK (1'48.232)							
Lap	Seg.1	Seg.2	Seg.3	Seg.4	Lap Time	km/h	Local Time
1							9:44'57.069
2	36.777	37.225	31.173	24.446	2'09.621P	184,7	9:47'06.690
3	24.082	34.592	29.771	23.114	1'51.559	249,6	9:48'58.249
4	23.464	34.050	29.159	22.922	1'49.595	259,2	9:50'47.844
5	23.336	33.922	29.309	22.934	1'49.501	266,2	9:52'37.345
6	23.269	33.827	29.158	22.768	1'49.022	268,2	9:54'26.367
7	23.295	33.980	29.255	22.877	1'49.407	267,5	9:56'15.774
8	23.459	34.230	29.380	22.936	1'50.005	268,2	9:58'05.779
9	26.211	34.381	29.376	8'39.037	10'09.005P	248,4	10:08'14.784
10	36.923	34.064	29.175	22.907	2'03.069P	129,9	10:10'17.853
11	23.331	34.023	29.217	22.803	1'49.374	265,5	10:12'07.227
12	23.317	34.087	29.083	23.105	1'49.592	266,2	10:13'56.819
13	23.409	34.112	29.271	23.073	1'49.865	267,5	10:15'46.684
14	23.454	34.114	29.231	22.847	1'49.646	<b>269,5</b>	10:17'36.330
15	23.399	35.887	29.494	2'58.075	4'26.855P	268,2	10:22'03.185
16	35.049	41.992	31.187	23.178	2'11.406P	195,8	10:24'14.591
17	<b>23.116</b>	<b>33.714</b>	<b>28.855</b>	22.547	<b>1'48.232</b>	267,5	10:26'02.823

3° 33 M. MELANDRI (1'47.542)							
Lap	Seg.1	Seg.2	Seg.3	Seg.4	Lap Time	km/h	Local Time
1							9:44'59.205
2	36.618	37.768	30.634	24.801	2'09.821P	186,7	9:47'09.026
3	23.761	35.328	29.717	23.433	1'52.239	247,9	9:49'01.265
4	23.170	34.253	29.235	23.399	1'50.057	270,2	9:50'51.322
5	23.064	34.072	28.914	23.148	1'49.198	277,1	9:52'40.520
6	25.982	38.300	30.052	8'35.026	10'09.360P	245,1	10:02'49.880
7	33.684	35.389	29.328	23.790	2'02.191P	208,6	10:04'52.071
8	22.948	33.793	28.848	22.751	1'48.340	277,1	10:06'40.411
9	22.889	35.072	29.573	23.098	1'50.632	276,4	10:08'31.043
10	22.948	33.863	31.381	6'41.934	8'10.126P	272,2	10:16'41.169
11	35.228	35.569	29.633	24.023	2'04.453P	172,1	10:18'45.622
12	22.923	33.816	28.631	22.720	1'48.090	276,4	10:20'33.712
13	<b>22.807</b>	<b>33.627</b>	28.683	22.514	1'47.631	<b>278,5</b>	10:22'21.343
14	22.903	33.768	36.050	31.827	2'04.548	273,6	10:24'25.891
15	22.832	33.666	<b>28.571</b>	22.473	<b>1'47.542</b>	276,4	10:26'13.433

7° 81 J. TORRES (1'48.381)							
Lap	Seg.1	Seg.2	Seg.3	Seg.4	Lap Time	km/h	Local Time
1							9:45'38.188
2	35.880	38.311	31.104	24.044	2'09.339P	186,7	9:47'47.527
3	24.152	34.961	29.334	23.128	1'51.575	240,7	9:49'39.102
4	23.493	34.228	29.153	22.969	1'49.843	256,1	9:51'28.945
5	23.272	34.273	29.691	23.035	1'50.271	264,9	9:53'19.216
6	23.273	34.186	28.998	22.700	1'49.157	269,5	9:55'08.373
7	23.255	33.962	29.096	23.081	1'49.394	271,5	9:56'57.767
8	23.859	37.895	29.531	23.009	1'54.294	270,9	9:58'52.061
9	23.279	33.988	28.934	22.855	1'49.056	269,5	10:00'41.117
10	23.549	34.899	29.499	10'04.840	11'32.787P	270,2	10:12'13.904
11	35.024	38.427	29.606	22.939	2'05.996P	204,7	10:14'19.900
12	23.225	33.935	28.835	22.649	1'48.644	272,2	10:16'08.544
13	23.076	<b>33.822</b>	28.763	22.791	1'48.452	272,9	10:17'56.996
14	23.075	34.010	28.725	22.954	1'48.764	274,3	10:19'45.760

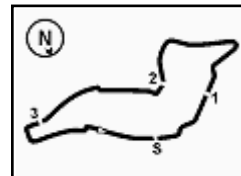
4° 12 X. FORES (1'47.759)							
Lap	Seg.1	Seg.2	Seg.3	Seg.4	Lap Time	km/h	Local Time
1							9:45'11.663
2	35.454	37.688	30.587	23.764	2'07.493P	208,2	9:47'19.156
3	23.630	35.286	29.494	23.002	1'51.412	242,9	9:49'10.568
4	23.219	34.279	29.195	22.824	1'49.517	264,2	9:51'00.085
5	23.132	34.183	28.832	23.036	1'49.183	268,2	9:52'49.268
6	23.100	34.006	29.111	22.763	1'48.980	263,6	9:54'38.248
7	23.160	33.984	29.247	9'05.627	10'32.018P	255,5	10:05'10.266

11/05/2018 P = Pits In/Out - C = Lap Time Cancelled

These data/results cannot be reproduced, stored and/or transmitted in whole or in part by any manner of electronic, mechanical, photocopying, recording, broadcasting or otherwise now known or herein after developed without the previous express consent by the copyright owner, except for reproduction in daily press and regular printed publications on sale to the public within 60 days of the event related to those data/results and always provided that copyright symbol appears together as follows below.

© DORNA WSBK ORGANIZATION Srl 2018





## PATA Italian Round, 11-12-13 May 2018

### World Superbike - Chronological Analysis Free Practice 1st Session

Imola Circuit 4.936 m

2 / 4

15	23.202	33.891	<b>28.632</b>	22.715	1'48.440	274,3	10:21'34.200
16	<b>23.070</b>	33.939	28.684	22.742	1'48.435	<b>276,4</b>	10:23'22.635
17	23.077	33.863	28.802	22.639	<b>1'48.381</b>	274,3	10:25'11.016

2	26.740	36.134	30.010	23.283	1'56.167	265,5	9:48'56.647
3	23.349	34.465	29.091	22.807	1'49.712	267,5	9:50'46.359
4	23.165	34.123	29.189	22.756	1'49.233	272,2	9:52'35.592
5	<b>23.069</b>	34.352	29.081	22.733	1'49.235	272,2	9:54'24.827
6	23.356	34.623	29.289	22.730	1'49.998C	266,8	9:56'14.825
7	26.717	34.345	29.246	22.953	1'53.261C	256,7	9:58'08.086
8	23.380	34.486	30.670	10'03.979	11'32.515P	268,8	10:09'40.601
9	37.704	35.980	29.147	23.857	2'06.688P	163,5	10:11'47.289
10	23.424	34.242	28.975	22.919	1'49.560	268,8	10:13'36.849
11	23.163	<b>34.055</b>	<b>28.892</b>	26.001	1'52.111	<b>273,6</b>	10:15'28.960
12	23.400	34.301	29.061	22.790	1'49.552	268,2	10:17'18.512
13	23.492	34.552	29.046	22.853	1'49.943	271,5	10:19'08.455
14	23.356	34.315	29.084	22.783	1'49.538	268,2	10:20'57.993
15	23.348	34.197	28.912	22.668	1'49.125	265,5	10:22'47.118
16	23.202	34.088	29.202	22.677	1'49.169	268,2	10:24'36.287
17	23.269	34.280	28.973	22.537	<b>1'49.059</b>	264,2	10:26'25.346

8° 40 R. RAMOS (1'48.583)							
Lap	Seg.1	Seg.2	Seg.3	Seg.4	Lap Time	km/h	Local Time
1							9:45'09.941
2	36.487	37.743	30.704	23.754	2'08.688P	194,7	9:47'18.629
3	23.930	35.295	30.140	23.178	1'52.543	247,9	9:49'11.172
4	23.521	34.339	29.296	22.936	1'50.092	261,7	9:51'01.264
5	23.768	35.537	29.077	23.161	1'51.543	270,2	9:52'52.807
6	23.637	34.332	28.995	22.944	1'49.908	262,9	9:54'42.715
7	23.298	34.288	29.183	22.724	1'49.493	265,5	9:56'32.208
8	24.230	35.975	30.222	8'27.934	9'58.361P	262,9	10:06'30.569
9	35.826	35.411	29.206	22.772	2'03.215P	161,8	10:08'33.784
10	23.266	34.199	28.838	22.857	1'49.160	269,5	10:10'22.944
11	23.798	34.177	29.161	23.651	1'50.787	270,9	10:12'13.731
12	<b>23.183</b>	35.534	30.400	5'06.916	6'36.033P	<b>273,6</b>	10:18'49.764
13	38.123	35.866	29.061	22.804	2'05.854P	176,0	10:20'55.618
14	23.205	34.005	28.928	22.812	1'48.950C	269,5	10:22'44.568
15	25.859	34.250	29.364	23.526	1'52.999	268,8	10:24'37.567
16	23.410	<b>33.883</b>	<b>28.717</b>	22.573	<b>1'48.583</b>	266,2	10:26'26.150

12° 2 L. CAMIER (1'49.334)							
Lap	Seg.1	Seg.2	Seg.3	Seg.4	Lap Time	km/h	Local Time
1							9:45'05.620
2	38.374	38.196	31.311	24.454	2'12.335P	166,0	9:47'17.955
3	24.299	35.289	30.057	24.057	1'53.702	243,4	9:49'11.657
4	23.690	34.639	29.171	23.289	1'50.789	251,9	9:51'02.446
5	23.343	34.109	29.009	23.809	1'50.270	261,7	9:52'52.716
6	23.468	34.080	28.921	23.105	1'49.574	266,8	9:54'42.290
7	23.385	37.612	30.356	11'30.701	13'02.054P	268,2	10:07'44.344
8	34.281	35.832	29.625	23.692	2'03.430P	199,0	10:09'47.774
9	23.499	34.237	28.939	23.109	1'49.784	266,2	10:11'37.558
10	23.168	34.286	<b>28.889</b>	23.092	1'49.435	<b>271,5</b>	10:13'26.993
11	23.243	34.156	28.891	23.044	<b>1'49.334</b>	269,5	10:15'16.327
12	25.585	37.088	29.052	3'13.482	4'45.207P	262,9	10:20'01.534
13	34.003	34.801	28.904	22.961	2'00.669P	197,2	10:22'02.203

9° 50 E. LAVERTY (1'48.810)							
Lap	Seg.1	Seg.2	Seg.3	Seg.4	Lap Time	km/h	Local Time
1							9:45'00.034
2	35.441	36.323	30.495	23.997	2'06.256P	183,8	9:47'06.290
3	23.158	34.236	29.419	22.987	1'49.800	272,2	9:48'56.090
4	23.084	34.322	29.374	22.798	1'49.578	<b>274,3</b>	9:50'45.668
5	<b>23.043</b>	34.123	29.253	22.918	1'49.337	272,2	9:52'35.005
6	23.190	34.289	29.227	22.854	1'49.560	271,5	9:54'24.565
7	24.123	34.614	30.007	6'50.671	8'19.415P	233,4	10:02'43.980
8	35.771	35.475	29.918	23.107	2'04.271P	175,2	10:04'48.251
9	23.146	34.157	29.054	22.797	1'49.154	270,2	10:06'37.405
10	23.214	34.425	29.099	22.770	1'49.508	270,9	10:08'26.913
11	23.166	34.353	<b>28.988</b>	22.675	1'49.182	272,2	10:10'16.095
12	23.323	34.291	29.124	22.913	1'49.651	270,2	10:12'05.746
13	25.088	34.731	30.504	6'46.073	8'16.396P	269,5	10:20'22.142
14	38.206	36.321	30.658	24.090	2'09.275P	161,8	10:22'31.417
15	23.109	<b>33.897</b>	29.090	22.714	<b>1'48.810</b>	272,2	10:24'20.227
16	23.120	34.069	29.470	22.865	1'49.524	273,6	10:26'09.751

13° 32 L. SAVADORI (1'49.382)							
Lap	Seg.1	Seg.2	Seg.3	Seg.4	Lap Time	km/h	Local Time
1							9:45'25.328
2	39.622	37.299	30.653	24.774	2'12.348P	166,0	9:47'37.676
3	23.680	34.729	29.555	23.224	1'51.188	268,2	9:49'28.864
4	23.647	34.498	29.127	23.110	1'50.382	268,8	9:51'19.246
5	23.345	34.158	29.124	22.977	1'49.604	269,5	9:53'08.850
6	23.403	34.231	29.107	22.969	1'49.710	266,2	9:54'58.560
7	23.362	34.357	29.146	22.818	1'49.683	270,9	9:56'48.243
8	25.428	37.717	29.954	8'46.900	10'19.999P	233,4	10:07'08.242
9	44.127	38.581	34.564	23.919	2'21.191P	146,0	10:09'29.433
10	23.559	34.166	<b>28.896</b>	23.134	1'49.755	262,9	10:11'19.188
11	23.256	34.457	29.943	23.412	1'51.068	269,5	10:13'10.256
12	23.480	34.183	28.947	23.085	1'49.695	251,3	10:14'59.951
13	23.400	34.254	29.109	22.872	1'49.635	267,5	10:16'49.586
14	<b>23.223</b>	<b>34.121</b>	29.081	22.957	<b>1'49.382</b>	<b>273,6</b>	10:18'38.968
15	24.250	36.469	32.579	4'11.621	5'44.919P	256,1	10:24'23.887
16	40.084	35.729	30.350	23.696	2'09.859P		10:26'33.746

10° 91 L. HASLAM (1'48.889)							
Lap	Seg.1	Seg.2	Seg.3	Seg.4	Lap Time	km/h	Local Time
1							9:47'06.329
2	24.844	35.507	29.718	23.573	1'53.642	244,5	9:48'59.971
3	23.976	34.505	29.329	23.733	1'51.543	247,9	9:50'51.514
4	23.692	34.173	29.109	23.108	1'50.082	261,0	9:52'41.596
5	24.149	35.848	29.661	10'39.504	12'09.162P	255,5	10:04'50.758
6	34.868	36.157	30.485	23.922	2'05.432P	177,2	10:06'56.190
7	23.975	34.639	29.492	23.266	1'51.372	259,2	10:08'47.562
8	23.660	34.266	29.147	23.315	1'50.388	267,5	10:10'37.950
9	23.506	34.138	29.208	23.227	1'50.079	<b>270,2</b>	10:12'28.029
10	23.500	34.936	31.076	23.235	1'52.747	266,8	10:14'20.776
11	23.395	34.131	29.156	22.936	1'49.618	261,7	10:16'10.394
12	23.529	34.081	29.437	24.893	1'51.940	264,2	10:18'02.334
13	23.540	34.048	30.076	30.730	1'58.394	263,6	10:20'00.728
14	23.616	34.012	29.000	23.015	1'49.643	263,6	10:21'50.371
15	23.379	33.922	29.054	22.990	1'49.345	266,8	10:23'39.716
16	<b>23.322</b>	<b>33.873</b>	<b>28.875</b>	22.819	<b>1'48.889</b>	268,8	10:25'28.605

14° 45 J. GAGNE (1'49.605)							
Lap	Seg.1	Seg.2	Seg.3	Seg.4	Lap Time	km/h	Local Time
1							9:44'49.097
2	42.697	38.597	31.654	24.973	2'17.921P	183,5	9:47'07.018
3	24.420	36.002	29.889	23.644	1'53.955	236,0	9:49'00.973
4	24.010	35.182	29.488	23.374	1'52.054	234,4	9:50'53.027
5	23.622	35.073	29.262	23.310	1'51.267	263,6	9:52'44.294
6	23.656	34.749	29.085	23.347	1'50.837	251,9	9:54'35.131
7	23.420	34.750	29.341	23.214	1'50.725	265,5	9:56'25.856
8	23.740	34.778	29.733	7'30.158	8'58.409P	259,8	10:05'24.265
9	34.658	35.698	29.723	23.439	2'03.518P	188,3	10:07'27.783
10	23.508	34.988	29.201	23.227	1'50.924	265,5	10:09'18.707

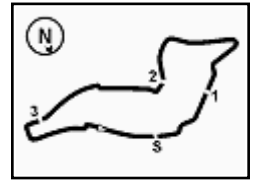
11° 54 T. RAZGATLIOGLU (1'49.059)							
Lap	Seg.1	Seg.2	Seg.3	Seg.4	Lap Time	km/h	Local Time
1							9:47'00.480
2		37.072	30.550	23.440		198,3	9:47'00.480

11/05/2018 P = Pits In/Out - C = Lap Time Cancelled

These data/results cannot be reproduced, stored and/or transmitted in whole or in part by any manner of electronic, mechanical, photocopying, recording, broadcasting or otherwise now known or herein after developed without the previous express consent by the copyright owner, except for reproduction in daily press and regular printed publications on sale to the public within 60 days of the event related to those data/results and always provided that copyright symbol appears together as follows below.

© DORNA WSBK ORGANIZATION Srl 2018





## PATA Italian Round, 11-12-13 May 2018

### World Superbike - Chronological Analysis Free Practice 1st Session

Imola Circuit 4.936 m

3 / 4

Lap	Seg.1	Seg.2	Seg.3	Seg.4	Lap Time	km/h	Local Time
11	23.378	34.673	29.184	23.137	1'50.372	270,2	10:11'09.079
12	23.400	34.560	28.958	23.192	1'50.110	270,2	10:12'59.189
13	23.806	35.184	29.635	3'22.765	4'51.390P	262,9	10:17'50.579
14	37.252	36.047	29.978	23.443	2'06.720P		10:19'57.299
15	23.376	34.567	28.966	22.809	1'49.718	261,7	10:21'47.017
16	<b>23.232</b>	<b>34.295</b>	29.043	23.169	1'49.739	268,8	10:23'36.756
17	23.281	34.661	<b>28.905</b>	22.758	<b>1'49.605</b>	<b>271,5</b>	10:25'26.361

15° 36 L. MERCADO (1'49.728)							
Lap	Seg.1	Seg.2	Seg.3	Seg.4	Lap Time	km/h	Local Time
1							9:44'47.226
2	42.549	37.523	30.695	23.909	2'14.676P	201,3	9:47'01.902
3	24.013	40.539	33.555	15'40.445	17'18.552P	260,4	10:04'20.454
4	35.440	35.692	30.099	23.412	2'04.643P	197,9	10:06'25.097
5	23.762	34.561	29.712	23.225	1'51.260	256,7	10:08'16.357
6	23.351	34.392	29.373	22.982	1'50.098	268,8	10:10'06.455
7	23.407	34.312	29.236	7'54.197	9'21.152P	267,5	10:19'27.607
8	33.727	34.842	29.603	22.864	2'01.036P	199,0	10:21'28.643
9	23.249	<b>34.265</b>	29.582	22.774	1'49.870	264,9	10:23'18.513
10	<b>23.229</b>	34.431	<b>29.169</b>	22.899	<b>1'49.728</b>	<b>269,5</b>	10:25'08.241

16° 99 P. JACOBSEN (1'49.779)							
Lap	Seg.1	Seg.2	Seg.3	Seg.4	Lap Time	km/h	Local Time
1							9:44'58.832
2	36.450	37.678	31.073	24.207	2'09.408P	182,6	9:47'08.240
3	24.021	35.668	30.421	23.444	1'53.554	244,5	9:49'01.794
4	23.889	35.226	29.553	23.488	1'52.156	253,7	9:50'53.950
5	23.634	35.040	29.405	23.258	1'51.337	249,0	9:52'45.287
6	23.695	34.919	29.404	23.238	1'51.256	250,2	9:54'36.543
7	23.467	34.899	29.412	23.280	1'51.058	257,3	9:56'27.601
8	24.666	36.864	30.437	13'21.169	14'53.136P	247,9	10:11'20.737
9	37.809	38.035	29.689	23.306	2'08.839P	190,3	10:13'29.576
10	23.379	34.864	29.270	23.135	1'50.648	263,6	10:15'20.224
11	<b>23.215</b>	34.710	29.187	22.861	1'49.973	273,6	10:17'10.197
12	23.450	35.259	29.442	23.315	1'51.466	270,2	10:19'01.663
13	23.408	34.768	<b>29.071</b>	22.902	1'50.149	270,9	10:20'51.812
14	24.732	35.303	31.300	23.055	1'54.390	260,4	10:22'46.202
15	23.299	<b>34.483</b>	29.103	22.894	<b>1'49.779</b>	<b>274,3</b>	10:24'35.981
16	25.264	37.114	32.630	23.816	1'58.824	272,9	10:26'34.805

17° 76 L. BAZ (1'49.806)							
Lap	Seg.1	Seg.2	Seg.3	Seg.4	Lap Time	km/h	Local Time
1							9:44'48.893
2	39.817	36.991	30.815	7'42.245	9'29.868P	189,6	9:54'18.761
3	34.596	35.748	30.964	23.671	2'04.979P	205,5	9:56'23.740
4	24.063	35.473	30.136	23.616	1'53.288	257,9	9:58'17.028
5	24.179	35.462	29.826	23.451	1'52.918	249,6	10:00'09.946
6	23.873	34.921	29.688	23.279	1'51.761	251,9	10:02'01.707
7	23.891	34.865	29.365	23.204	1'51.325	261,7	10:03'53.032
8	23.685	34.750	29.424	23.404	1'51.263	266,2	10:05'44.295
9	23.607	34.575	29.454	23.565	1'51.201	270,2	10:07'35.496
10	23.709	34.489	29.277	23.002	1'50.477	264,9	10:09'25.973
11	24.777	37.001	29.668	4'38.911	6'10.357P	261,0	10:15'36.330
12	37.590	35.732	29.736	23.202	2'06.260P	133,4	10:17'42.590
13	<b>23.420</b>	34.400	29.250	23.209	1'50.279	<b>271,5</b>	10:19'32.869
14	23.499	34.330	29.385	23.061	1'50.275	266,8	10:21'23.144
15	24.958	36.300	31.845	23.429	1'56.532	259,2	10:23'19.676
16	23.509	<b>34.249</b>	<b>29.166</b>	22.882	<b>1'49.806</b>	262,3	10:25'09.482

18° 22 A. LOWES (1'50.043)							
Lap	Seg.1	Seg.2	Seg.3	Seg.4	Lap Time	km/h	Local Time
1							9:45'22.902
2	47.405	41.774	30.935	23.721	2'23.835P	129,9	9:47'46.737
3	23.586	34.690	29.765	23.189	1'51.230	263,6	9:49'37.967

19° 21 M. RINALDI (1'51.177)							
Lap	Seg.1	Seg.2	Seg.3	Seg.4	Lap Time	km/h	Local Time
1							9:45'40.009
2	39.163	42.340	32.993	27.656	2'22.152P	183,2	9:48'02.161
3	25.178	36.489	31.108	24.175	1'56.950	221,5	9:49'59.111
4	24.416	35.673	30.350	24.275	1'54.714	233,9	9:51'53.825
5	25.536	36.613	32.103	15'39.555	17'13.807P	211,9	10:09'07.632
6	36.106	39.514	36.395	3'37.514	5'29.529P	144,1	10:14'37.161
7	35.776	35.941	30.386	23.762	2'05.865P	167,8	10:16'43.026
8	23.852	34.986	30.126	23.639	1'52.603	242,9	10:18'35.629
9	23.584	34.678	29.770	23.404	1'51.436	<b>251,9</b>	10:20'27.065
10	23.655	34.584	<b>29.719</b>	23.336	1'51.294	245,6	10:22'18.359
11	23.579	34.705	37.630	25.037	2'00.951	245,1	10:24'19.310
12	<b>23.447</b>	<b>34.380</b>	29.837	23.513	<b>1'51.177</b>	249,0	10:26'10.487

20° 5 V. LEONOV (1'51.893)							
Lap	Seg.1	Seg.2	Seg.3	Seg.4	Lap Time	km/h	Local Time
1							9:45'07.642
2	37.807	39.539	31.415	25.046	2'13.807CP	188,9	9:47'21.449
3	30.212	35.953	30.460	23.556	2'00.181C	242,3	9:49'21.630
4	24.218	35.774	30.339	23.335	1'53.666	262,3	9:51'15.296
5	23.960	35.396	29.987	24.121	1'53.464C	260,4	9:53'08.760
6	29.686	36.221	30.434	10'31.784	12'08.125CP	224,2	10:05'16.885
7	37.625	43.108	33.814	1'40.442	3'34.989P	189,9	10:08'51.874
8	37.543	38.211	30.570	24.128	2'10.452P	191,6	10:11'02.326
9	24.020	35.469	29.902	23.329	1'52.720	266,2	10:12'55.046
10	23.916	<b>34.780</b>	<b>29.891</b>	23.306	<b>1'51.893</b>	262,9	10:14'46.939
11	<b>23.742</b>	35.044	30.019	23.177	1'51.982	<b>268,8</b>	10:16'38.921
12	25.397	39.150	30.583	6'24.008	7'59.138P	247,3	10:24'38.059
13	36.632	37.409	30.118	23.467	2'07.626P	190,9	10:26'45.685

21° 37 O. JEZEK (1'52.230)							
Lap	Seg.1	Seg.2	Seg.3	Seg.4	Lap Time	km/h	Local Time
1							9:45'00.975
2	39.830	40.870	33.210	4'15.180	6'09.090P	169,9	9:51'10.065
3	37.110	38.945	33.433	10'26.773	12'16.261P	165,2	10:03'26.326
4	37.809	39.001	33.064	8'23.310	10'13.184P	176,3	10:13'39.510
5	35.475	37.162	31.200	24.063	2'07.900P	190,6	10:15'47.410
6	25.334	36.059	30.580	23.727	1'55.700	246,2	10:17'43.110
7	23.910	35.112	29.953	23.301	1'52.276	257,9	10:19'35.386
8	24.002	<b>34.930</b>	<b>29.926</b>	23.372	<b>1'52.230</b>	257,9	10:21'27.616

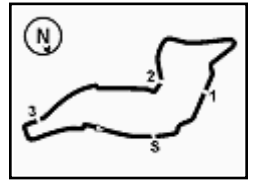
22° 68 Y. HERNANDEZ (1'52.462)							
Lap	Seg.1	Seg.2	Seg.3	Seg.4	Lap Time	km/h	Local Time
1							9:45'45.429
2	35.901	39.532	32.403	24.560	2'12.396P	187,6	9:47'57.825
3	25.960	37.319	31.056	24.340	1'58.675	200,1	9:49'56.500
4	25.182	36.848	30.684	24.201	1'56.915	222,8	9:51'53.415
5	25.164	35.908	30.495	23.700	1'55.267	217,9	9:53'48.682
6	24.356	36.377	30.345	23.318	1'54.396	251,9	9:55'43.078
7	24.345	36.022	30.039	24.038	1'54.444	257,9	9:57'37.522
8	24.277	35.793	29.956	23.411	1'53.437	259,8	9:59'30.959
9	24.587	35.779	29.889	8'09.534	9'39.789P	248,4	10:09'10.748
10	34.399	36.979	30.636	23.781	2'05.795P	201,6	10:11'16.543
11	24.494	35.690	29.867	23.536	1'53.587	244,0	10:13'10.130
12	24.350	<b>35.079</b>	<b>29.675</b>	23.399	1'52.503	233,4	10:15'02.633
13	24.563	35.631	29.921	23.454	1'53.569	235,5	10:16'56.202
14	24.483	35.417	29.902	23.385	1'53.187	236,0	10:18'49.389
15	24.429	35.240	29.769	24.538	1'53.976	242,9	10:20'43.365
16	24.314	35.525	29.743	23.433	1'53.015	249,0	10:22'36.380

11/05/2018 P = Pits In/Out - C = Lap Time Cancelled

These data/results cannot be reproduced, stored and/or transmitted in whole or in part by any manner of electronic, mechanical, photocopying, recording, broadcasting or otherwise now known or herein after developed without the previous express consent by the copyright owner, except for reproduction in daily press and regular printed publications on sale to the public within 60 days of the event related to those data/results and always provided that copyright symbol appears together as follows below.

© DORNA WSBK ORGANIZATION Srl 2018





17	<b>23.997</b>	35.305	30.042	23.320	1'52.664	<b>264,9</b>	10:24'29.044
18	24.033	35.382	29.720	23.327	<b>1'52.462</b>	256,7	10:26'21.506

11/05/2018 P = Pits In/Out - C = Lap Time Cancelled

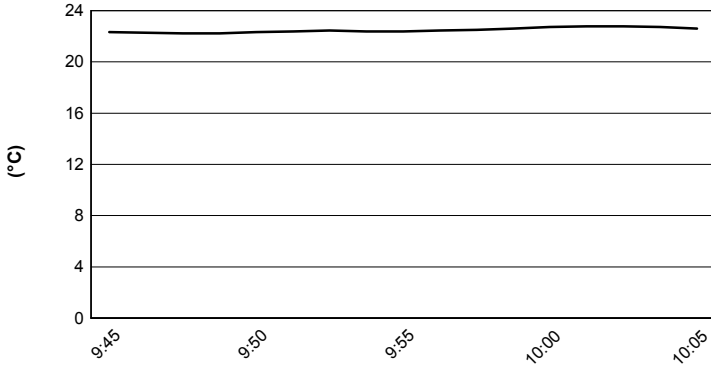
These data/results cannot be reproduced, stored and/or transmitted in whole or in part by any manner of electronic, mechanical, photocopying, recording, broadcasting or otherwise now known or herein after developed without the previous express consent by the copyright owner, except for reproduction in daily press and regular printed publications on sale to the public within 60 days of the event related to those data/results and always provided that copyright symbol appears together as follows below.

© DORNA WSBK ORGANIZATION Srl 2018

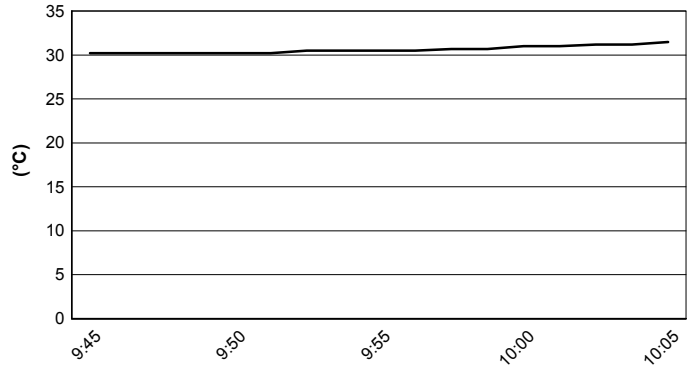


**PATA Italian Round, 11-12-13 May 2018**  
**World Superbike - Weather Report Free Practice 1st Session**  
 Session started 09:45 - Session ended 10:27

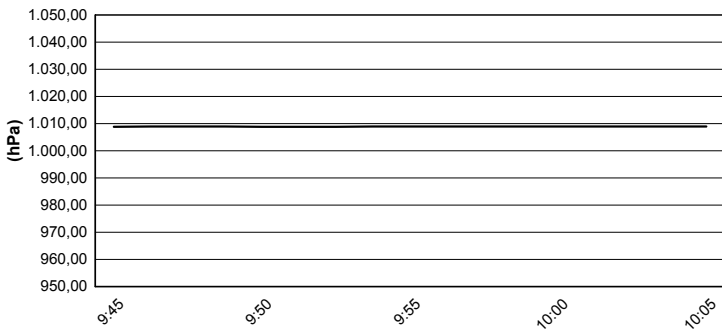
### Air Temperature



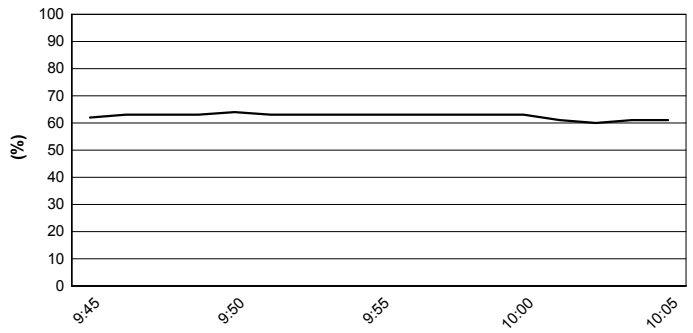
### Track Temperature



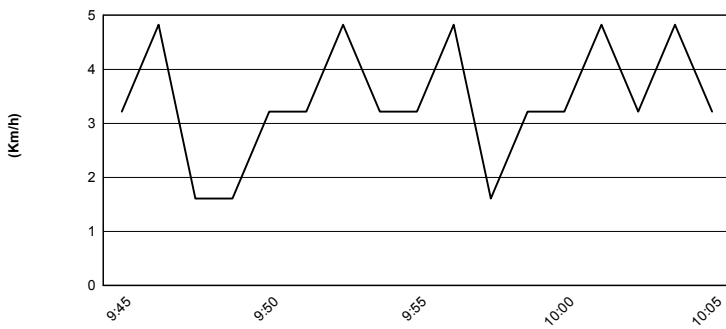
### Air Pressure



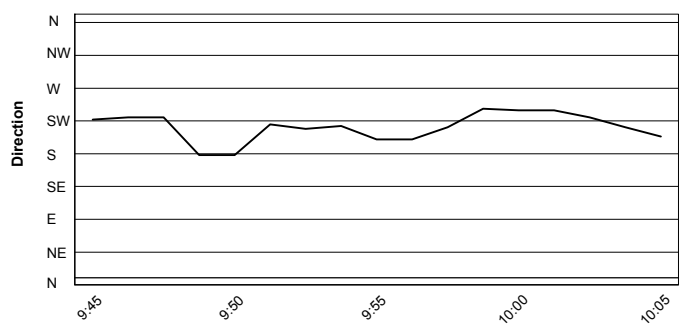
### Humidity



### Wind Speed



### Wind Direction



11/05/2018

These data/results cannot be reproduced, stored and/or transmitted in whole or in part by any manner of electronic, mechanical, photocopying, recording, broadcasting or otherwise now known or herein after developed without the previous express consent by the copyright owner, except for reproduction in daily press and regular printed publications on sale to the public within 60 days of the event related to those data/results and always provided that copyright symbol appears together as follows below.

© DORNA WSBK ORGANIZATION Srl 2018