

Imola Circuit 4.936 m

PATA Italian Round, 11-12-13 May 2018

World Superbike - Free Practices Combined Results

No.	Rider	Nat	Team	Bike	Class	FP1	FP2	FP3	Time	Gap	Rel.	Avg Laps
1	1 J. REA	GBR	Kawasaki Racing Team WorldSBK	Kawasaki ZX-10RR		1'46.951	1'47.038		1'46.951			166,147 29
2	33 M. MELANDRI	ITA	Aruba.it Racing - Ducati	Ducati Panigale R		1'47.542	1'47.150		1'47.150	0.199	0.199	165,839 29
3	7 C. DAVIES	GBR	Aruba.it Racing - Ducati	Ducati Panigale R		1'47.241	1'47.473		1'47.241	0.290	0.091	165,698 33
4	32 L. SAVADORI	ITA	Milwaukee Aprilia	Aprilia RSV4 RF		1'49.382	1'47.407		1'47.407	0.456	0.166	165,442 28
5	66 T. SYKES	GBR	Kawasaki Racing Team WorldSBK	Kawasaki ZX-10RR		1'47.963	1'47.468		1'47.468	0.517	0.061	165,348 29
6	81 J. TORRES	ESP	MV Agusta Reparto Corse	MV Agusta 1000 F4		1'48.381	1'47.572		1'47.572	0.621	0.104	165,188 31
7	12 X. FORES	ESP	Barni Racing Team	Ducati Panigale R	IND	1'47.759	1'47.602		1'47.602	0.651	0.030	165,142 26
8	50 E. LAVERTY	IRL	Milwaukee Aprilia	Aprilia RSV4 RF		1'48.810	1'48.085		1'48.085	1.134	0.483	164,404 28
9	22 A. LOWES	GBR	Pata Yamaha Official WorldSBK Team	Yamaha YZF R1		1'50.043	1'48.095		1'48.095	1.144	0.010	164,389 19
10	91 L. HASLAM	GBR	Kawasaki Puccetti Racing	Kawasaki ZX-10RR	IND	1'48.889	1'48.185		1'48.185	1.234	0.090	164,252 32
11	60 M. VAN DER MARK	NED	Pata Yamaha Official WorldSBK Team	Yamaha YZF R1		1'48.232	1'48.315		1'48.232	1.281	0.047	164,181 32
12	21 M. RINALDI	ITA	Aruba.it Racing - Junior Team	Ducati Panigale R	IND	1'51.177	1'48.247		1'48.247	1.296	0.015	164,158 24
13	54 T. RAZGATLIOGLU	TUR	Kawasaki Puccetti Racing	Kawasaki ZX-10RR	IND	1'49.059	1'48.428		1'48.428	1.477	0.181	163,884 33
14	40 R. RAMOS	ESP	Team GoEleven Kawasaki	Kawasaki ZX-10RR	IND	1'48.583	1'48.713		1'48.583	1.632	0.155	163,650 32
15	76 L. BAZ	FRA	GULF ALTHEA BMW Racing Team	BMW S 1000 RR		1'49.806	1'48.745		1'48.745	1.794	0.162	163,406 30
16	2 L. CAMIER	GBR	Red Bull Honda World Superbike Team	Honda CBR1000RR		1'49.334	1'48.945		1'48.945	1.994	0.200	163,106 19
17	45 J. GAGNE	USA	Red Bull Honda World Superbike Team	Honda CBR1000RR		1'49.605	1'49.024		1'49.024	2.073	0.079	162,988 32
18	36 L. MERCADO	ARG	Orelac Racing VerdNatura	Kawasaki ZX-10RR	IND	1'49.728	1'49.190		1'49.190	2.239	0.166	162,740 11
19	99 P. JACOBSEN	USA	TripleM Honda World Superbike Team	Honda CBR1000RR	IND	1'49.779	1'49.909		1'49.779	2.828	0.589	161,867 23
20	37 O. JEZEK	CZE	Guandalini Racing	Yamaha YZF R1	IND	1'52.230	1'49.795		1'49.795	2.844	0.016	161,843 20
21	68 Y. HERNANDEZ	COL	Team Pedercini Racing	Kawasaki ZX-10RR	IND	1'52.462	1'50.128		1'50.128	3.177	0.333	161,354 31
22	5 V. LEONOV	RUS	SPB Racing Team	Kawasaki ZX-10RR	IND	1'51.893			1'51.893	4.942	1.765	158,809 14

11/05/2018

These data/results cannot be reproduced, stored and/or transmitted in whole or in part by any manner of electronic, mechanical, photocopying, recording, broadcasting or otherwise now known or herein after developed without the previous express consent by the copyright owner, except for reproduction in daily press and regular printed publications on sale to the public within 60 days of the event related to those data/results and always provided that copyright symbol appears together as follows below.

© DORNA WSBK ORGANIZATION Srl 2018

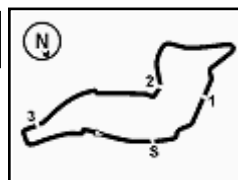
PIRELLI PERUGIA TIMING



Official Tyre Supplier



Official Timekeeper



PATA Italian Round, 11-12-13 May 2018

World Superbike - Results Free Practice 2nd Session

Imola Circuit 4.936 m

1 / 2

No.	Rider	Nat	Team	Bike	Class	Time	Gap	Rel.	Laps	Speed	
										Avg	Max
1	1 J. REA	GBR	Kawasaki Racing Team WorldSBK	Kawasaki ZX-10RR		1'47.038			17	166,012	280,7
2	33 M. MELANDRI	ITA	Aruba.it Racing - Ducati	Ducati Panigale R		1'47.150	0.112	0.112	15	165,839	280,0
3	32 L. SAVADORI	ITA	Milwaukee Aprilia	Aprilia RSV4 RF		1'47.407	0.369	0.257	13	165,442	277,8
4	66 T. SYKES	GBR	Kawasaki Racing Team WorldSBK	Kawasaki ZX-10RR		1'47.468	0.430	0.061	13	165,348	280,7
5	7 C. DAVIES	GBR	Aruba.it Racing - Ducati	Ducati Panigale R		1'47.473	0.435	0.005	16	165,340	284,4
6	81 J. TORRES	ESP	MV Agusta Reparto Corse	MV Agusta 1000 F4		1'47.572	0.534	0.099	15	165,188	277,8
7	12 X. FORES	ESP	Barni Racing Team	Ducati Panigale R	IND	1'47.602	0.564	0.030	13	165,142	275,0
8	50 E. LAVERTY	IRL	Milwaukee Aprilia	Aprilia RSV4 RF		1'48.085	1.047	0.483	13	164,404	276,4
9	22 A. LOWES	GBR	Pata Yamaha Official WorldSBK Team	Yamaha YZF R1		1'48.095	1.057	0.010	14	164,389	273,6
10	91 L. HASLAM	GBR	Kawasaki Puccetti Racing	Kawasaki ZX-10RR	IND	1'48.185	1.147	0.090	17	164,252	272,9
11	21 M. RINALDI	ITA	Aruba.it Racing - Junior Team	Ducati Panigale R	IND	1'48.247	1.209	0.062	13	164,158	267,5
12	60 M. VAN DER MARK	NED	Pata Yamaha Official WorldSBK Team	Yamaha YZF R1		1'48.315	1.277	0.068	16	164,055	276,4
13	54 T. RAZGATLIOGLU	TUR	Kawasaki Puccetti Racing	Kawasaki ZX-10RR	IND	1'48.428	1.390	0.113	17	163,884	275,7
14	40 R. RAMOS	ESP	Team GoEleven Kawasaki	Kawasaki ZX-10RR	IND	1'48.713	1.675	0.285	17	163,454	272,9
15	76 L. BAZ	FRA	GULF ALTHEA BMW Racing Team	BMW S 1000 RR		1'48.745	1.707	0.032	15	163,406	272,9
16	2 L. CAMIER	GBR	Red Bull Honda World Superbike Team	Honda CBR1000RR		1'48.945	1.907	0.200	7	163,106	269,5
17	45 J. GAGNE	USA	Red Bull Honda World Superbike Team	Honda CBR1000RR		1'49.024	1.986	0.079	16	162,988	275,7
18	36 L. MERCADO	ARG	Orelac Racing VerdNatura	Kawasaki ZX-10RR	IND	1'49.190	2.152	0.166	2	162,740	270,9
19	37 O. JEZEK	CZE	Guandalini Racing	Yamaha YZF R1	IND	1'49.795	2.757	0.605	13	161,843	268,8
20	99 P. JACOBSEN	USA	TripleM Honda World Superbike Team	Honda CBR1000RR	IND	1'49.909	2.871	0.114	8	161,676	267,5
21	68 Y. HERNANDEZ	COL	Team Pedercini Racing	Kawasaki ZX-10RR	IND	1'50.128	3.090	0.219	14	161,354	270,2
----- Out 107% in this Session -----											
22	5 V. LEONOV	RUS	SPB Racing Team	Kawasaki ZX-10RR	IND				2		196,9

Qualifying Lap Time (107% of 1'47.038): 1'54.532

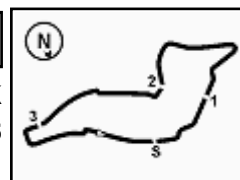
AIR	Humidity:	46%	Temp:	27°C
TRACK	Condition:	Dry	Temp:	42°C

Records	Pole (SP2)	2016	C.Davies	1'45.598	168,280	Km/h
	Race (RC1)	2017	C.Davies	1'46.393	167,020	Km/h
	Circuit (SP2)	2016	C.Davies	1'45.598	168,280	Km/h

Start 11/05/2018 12:30 End 13:12 The results are provisional until the end of the time limit for protests and appeals and the completion of the technical checks.

These data/results cannot be reproduced, stored and/or transmitted in whole or in part by any manner of electronic, mechanical, photocopying, recording, broadcasting or otherwise now known or herein after developed without the previous express consent by the copyright owner, except for reproduction in daily press and regular printed publications on sale to the public within 60 days of the event related to those data/results and always provided that copyright symbol appears together as follows below.

© DORNA WSBK ORGANIZATION Srl 2018



PATA Italian Round, 11-12-13 May 2018 World Superbike - Results Free Practice 2nd Session

Session Highlights

Local Time	No. Rider	Description
12.30.00		Start
12.30.10		WorldSBK Pit Intervention Time: 1m 3secs
12.31.08	5 V. LEONOV	Technical Problem - Turn 1
12.32.12	5 V. LEONOV	Bike NOT Returning
12.34.54	36 L. MERCADO	Crashed - Turn 9
12.35.37	54 T. RAZGATLIOGLU	Lap Cancelled (1'48.140) - Exceeded Track Limits - Turn 22
12.35.43	54 T. RAZGATLIOGLU	Current Lap Cancelled - Exceeded Track Limits
12.36.34	7 C. DAVIES	Lap Cancelled (1'48.181) - Exceeded Track Limits - Turn 22
12.36.40	7 C. DAVIES	Current Lap Cancelled - Exceeded Track Limits
12.39.11	32 L. SAVADORI	Lap Cancelled (1'47.854) - Exceeded Track Limits - Turn 22
12.39.16	32 L. SAVADORI	Current Lap Cancelled - Exceeded Track Limits
12.39.21	54 T. RAZGATLIOGLU	Lap Cancelled (1'48.661) - Exceeded Track Limits - Turn 22
12.39.26	54 T. RAZGATLIOGLU	Current Lap Cancelled - Exceeded Track Limits
12.42.05	68 Y. HERNANDEZ	Lap Cancelled (1'51.398) - Exceeded Track Limits - Turn 22
12.50.48	54 T. RAZGATLIOGLU	Lap Cancelled (1'48.934) - Exceeded Track Limits - Turn 22
13.02.44	81 J. TORRES	Current Lap Cancelled - Exceeded Track Limits - Turn 14
13.03.03	81 J. TORRES	On the Gravel - Re-Joined - Turn 15
13.07.35	81 J. TORRES	Current Lap Cancelled - Exceeded Track Limits - Turn 14
13.09.52	76 L. BAZ	Lap Cancelled (1'48.862) - Exceeded Track Limits - Turn 22
13.12.39		End Of Session

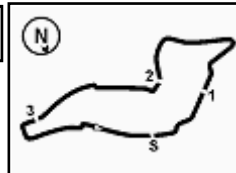
Fastest Laps Sequence

No.	Rider	Nat	Team	Bike	Local Time	Time	Gap	Avg
1	J. REA	GBR	Kawasaki Racing Team WorldSBK	Kawasaki ZX-10RR	12:33'40.952	1'47.458		165,363
1	J. REA	GBR	Kawasaki Racing Team WorldSBK	Kawasaki ZX-10RR	12:35'28.172	1'47.220	-0.238	165,730
1	J. REA	GBR	Kawasaki Racing Team WorldSBK	Kawasaki ZX-10RR	12:37'15.391	1'47.219	-0.001	165,732
1	J. REA	GBR	Kawasaki Racing Team WorldSBK	Kawasaki ZX-10RR	12:46'12.237	1'47.038	-0.181	166,012

Start 11/05/2018 12:30 End 13:12 The results are provisional until the end of the time limit for protests and appeals and the completion of the technical checks.

These data/results cannot be reproduced, stored and/or transmitted in whole or in part by any manner of electronic, mechanical, photocopying, recording, broadcasting or otherwise now known or herein after developed without the previous express consent by the copyright owner, except for reproduction in daily press and regular printed publications on sale to the public within 60 days of the event related to those data/results and always provided that copyright symbol appears together as follows below.

© DORNA WSBK ORGANIZATION Srl 2018



Imola Circuit 4.936 m

PATA Italian Round, 11-12-13 May 2018
World Superbike - Best Sectors & Speed Free Practice 2nd Session

BEST LAP			
1	1 J. REA	Kawasaki ZX-10RR	1'47.038
2	33 M. MELANDRI	Ducati Panigale R	1'47.150
3	32 L. SAVADORI	Aprilia RSV4 RF	1'47.407
4	66 T. SYKES	Kawasaki ZX-10RR	1'47.468
5	7 C. DAVIES	Ducati Panigale R	1'47.473
6	81 J. TORRES	MV Agusta 1000 F4	1'47.572
7	12 X. FORES	Ducati Panigale R	1'47.602
8	50 E. LAVERTY	Aprilia RSV4 RF	1'48.085
9	22 A. LOWES	Yamaha YZF R1	1'48.095
10	91 L. HASLAM	Kawasaki ZX-10RR	1'48.185
11	21 M. RINALDI	Ducati Panigale R	1'48.247
12	60 M. VAN DER MARK	Yamaha YZF R1	1'48.315
13	54 T. RAZGATLIOGLU	Kawasaki ZX-10RR	1'48.428
14	40 R. RAMOS	Kawasaki ZX-10RR	1'48.713
15	76 L. BAZ	BMW S 1000 RR	1'48.745
16	2 L. CAMIER	Honda CBR1000RR	1'48.945
17	45 J. GAGNE	Honda CBR1000RR	1'49.024
18	36 L. MERCADO	Kawasaki ZX-10RR	1'49.190
19	37 O. JEZEK	Yamaha YZF R1	1'49.795
20	99 P. JACOBSEN	Honda CBR1000RR	1'49.909
21	68 Y. HERNANDEZ	Kawasaki ZX-10RR	1'50.128
22	5 V. LEONOV	Kawasaki ZX-10RR	

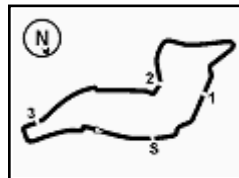
SPEED			
1	7 C. DAVIES	Ducati Panigale R	284,4
2	1 J. REA	Kawasaki ZX-10RR	280,7
3	66 T. SYKES	Kawasaki ZX-10RR	280,7
4	33 M. MELANDRI	Ducati Panigale R	280,0
5	81 J. TORRES	MV Agusta 1000 F4	277,8
6	32 L. SAVADORI	Aprilia RSV4 RF	277,8
7	50 E. LAVERTY	Aprilia RSV4 RF	276,4
8	60 M. VAN DER MARK	Yamaha YZF R1	276,4
9	54 T. RAZGATLIOGLU	Kawasaki ZX-10RR	275,7
10	45 J. GAGNE	Honda CBR1000RR	275,7
11	12 X. FORES	Ducati Panigale R	275,0
12	22 A. LOWES	Yamaha YZF R1	273,6
13	40 R. RAMOS	Kawasaki ZX-10RR	272,9
14	91 L. HASLAM	Kawasaki ZX-10RR	272,9
15	76 L. BAZ	BMW S 1000 RR	272,9
16	36 L. MERCADO	Kawasaki ZX-10RR	270,9
17	68 Y. HERNANDEZ	Kawasaki ZX-10RR	270,2
18	2 L. CAMIER	Honda CBR1000RR	269,5
19	37 O. JEZEK	Yamaha YZF R1	268,8
20	21 M. RINALDI	Ducati Panigale R	267,5
21	99 P. JACOBSEN	Honda CBR1000RR	267,5
22	5 V. LEONOV	Kawasaki ZX-10RR	196,9

SEG. 1			SEG. 2			SEG. 3			SEG. 4		
1	1 J. REA	22.686	1	7 C. DAVIES	33.416	1	1 J. REA	28.356	1	1 J. REA	22.343
2	33 M. MELANDRI	22.702	2	1 J. REA	33.432	2	33 M. MELANDRI	28.405	2	7 C. DAVIES	22.382
3	7 C. DAVIES	22.719	3	66 T. SYKES	33.459	3	7 C. DAVIES	28.467	3	33 M. MELANDRI	22.432
4	32 L. SAVADORI	22.775	4	81 J. TORRES	33.475	4	12 X. FORES	28.493	4	32 L. SAVADORI	22.433
5	66 T. SYKES	22.801	5	33 M. MELANDRI	33.511	5	81 J. TORRES	28.501	5	66 T. SYKES	22.494
6	21 M. RINALDI	22.817	6	32 L. SAVADORI	33.642	6	32 L. SAVADORI	28.528	6	50 E. LAVERTY	22.503
7	50 E. LAVERTY	22.830	7	12 X. FORES	33.663	7	50 E. LAVERTY	28.595	7	12 X. FORES	22.522
8	12 X. FORES	22.843	8	91 L. HASLAM	33.666	8	66 T. SYKES	28.596	8	22 A. LOWES	22.532
9	81 J. TORRES	22.867	9	60 M. VAN DER MARK	33.668	9	22 A. LOWES	28.652	9	54 T. RAZGATLIOGLU	22.536
10	60 M. VAN DER MARK	22.969	10	22 A. LOWES	33.705	10	91 L. HASLAM	28.678	10	81 J. TORRES	22.567
11	22 A. LOWES	22.997	11	50 E. LAVERTY	33.727	11	60 M. VAN DER MARK	28.688	11	40 R. RAMOS	22.598
12	54 T. RAZGATLIOGLU	23.000	12	21 M. RINALDI	33.765	12	2 L. CAMIER	28.767	12	76 L. BAZ	22.645
13	36 L. MERCADO	23.020	13	76 L. BAZ	33.779	13	45 J. GAGNE	28.782	13	91 L. HASLAM	22.648
14	76 L. BAZ	23.039	14	2 L. CAMIER	33.970	14	54 T. RAZGATLIOGLU	28.821	14	36 L. MERCADO	22.702
15	91 L. HASLAM	23.064	15	54 T. RAZGATLIOGLU	33.974	15	40 R. RAMOS	28.829	15	21 M. RINALDI	22.707
16	45 J. GAGNE	23.072	16	40 R. RAMOS	33.987	16	21 M. RINALDI	28.958	16	60 M. VAN DER MARK	22.721
17	40 R. RAMOS	23.082	17	45 J. GAGNE	34.103	17	76 L. BAZ	28.993	17	45 J. GAGNE	22.797
18	2 L. CAMIER	23.112	18	36 L. MERCADO	34.138	18	99 P. JACOBSEN	29.012	18	68 Y. HERNANDEZ	22.918
19	99 P. JACOBSEN	23.154	19	37 O. JEZEK	34.189	19	37 O. JEZEK	29.130	19	99 P. JACOBSEN	22.962
20	68 Y. HERNANDEZ	23.386	20	68 Y. HERNANDEZ	34.310	20	68 Y. HERNANDEZ	29.149	20	2 L. CAMIER	22.988
21	37 O. JEZEK	23.390	21	99 P. JACOBSEN	34.650	21	36 L. MERCADO	29.330	21	37 O. JEZEK	23.012
			22	5 V. LEONOV	37.127	22	5 V. LEONOV	30.124	22	5 V. LEONOV	23.700

11/05/2018

These data/results cannot be reproduced, stored and/or transmitted in whole or in part by any manner of electronic, mechanical, photocopying, recording, broadcasting or otherwise now known or herein after developed without the previous express consent by the copyright owner, except for reproduction in daily press and regular printed publications on sale to the public within 60 days of the event related to those data/results and always provided that copyright symbol appears together as follows below.

© DORNA WSBK ORGANIZATION Srl 2018



Imola Circuit 4.936 m

PATA Italian Round, 11-12-13 May 2018

World Superbike - Ideal Times Free Practice 2nd Session

No.	Rider	Nat	Bike	Seg. 1 Diff. 1	Seg. 2 Diff. 2	Seg. 3 Diff. 3	Seg. 4 Diff. 4	Ideal Time Best Lap	Pos.	Diff.
1	1 J. REA	GBR	Kawasaki ZX-10RR	22.686 0.071	33.432 0.057	28.356 0.051	22.343 0.042	1'46.817 1'47.038	2	0.221
2	7 C. DAVIES	GBR	Ducati Panigale R	22.719	33.416 0.199	28.467 0.114	22.382 0.176	1'46.984 1'47.473	6	0.489
3	33 M. MELANDRI	ITA	Ducati Panigale R	22.702 0.040	33.511	28.405 0.060	22.432	1'47.050 1'47.150	3	0.100
4	66 T. SYKES	GBR	Kawasaki ZX-10RR	22.801	33.459 0.066	28.596	22.494 0.052	1'47.350 1'47.468	5	0.118
5	32 L. SAVADORI	ITA	Aprilia RSV4 RF	22.775	33.642 0.029	28.528	22.433	1'47.378 1'47.407	4	0.029
6	81 J. TORRES	ESP	MV Agusta 1000 F4	22.867	33.475 0.162	28.501	22.567	1'47.410 1'47.572	7	0.162
7	12 X. FORES	ESP	Ducati Panigale R	22.843 0.081	33.663	28.493	22.522	1'47.521 1'47.602	8	0.081
8	50 E. LAVERTY	IRL	Aprilia RSV4 RF	22.830 0.119	33.727 0.061	28.595	22.503 0.250	1'47.655 1'48.085	9	0.430
9	22 A. LOWES	GBR	Yamaha YZF R1	22.997	33.705	28.652	22.532 0.209	1'47.886 1'48.095	10	0.209
10	60 M. VAN DER MARK	NED	Yamaha YZF R1	22.969 0.129	33.668	28.688 0.034	22.721 0.106	1'48.046 1'48.315	13	0.269
11	91 L. HASLAM	GBR	Kawasaki ZX-10RR	23.064 0.108	33.666	28.678	22.648 0.021	1'48.056 1'48.185	11	0.129
12	21 M. RINALDI	ITA	Ducati Panigale R	22.817	33.765	28.958	22.707	1'48.247 1'48.247	12	
13	54 T. RAZGATLIOGLU	TUR	Kawasaki ZX-10RR	23.000 0.025	33.974 0.046	28.821 0.026	22.536	1'48.331 1'48.428	14	0.097
14	76 L. BAZ	FRA	BMW S 1000 RR	23.039 0.121	33.779 0.001	28.993 0.145	22.645 0.022	1'48.456 1'48.745	16	0.289
15	40 R. RAMOS	ESP	Kawasaki ZX-10RR	23.082 0.115	33.987 0.101	28.829	22.598 0.001	1'48.496 1'48.713	15	0.217
16	45 J. GAGNE	USA	Honda CBR1000RR	23.072 0.134	34.103	28.782 0.136	22.797	1'48.754 1'49.024	18	0.270
17	2 L. CAMIER	GBR	Honda CBR1000RR	23.112	33.970 0.049	28.767	22.988 0.059	1'48.837 1'48.945	17	0.108
18	36 L. MERCADO	ARG	Kawasaki ZX-10RR	23.020	34.138	29.330	22.702	1'49.190 1'49.190	19	
19	37 O. JEZEK	CZE	Yamaha YZF R1	23.390 0.039	34.189	29.130 0.015	23.012 0.020	1'49.721 1'49.795	20	0.074
20	68 Y. HERNANDEZ	COL	Kawasaki ZX-10RR	23.386 0.239	34.310	29.149 0.126	22.918	1'49.763 1'50.128	22	0.365
21	99 P. JACOBSEN	USA	Honda CBR1000RR	23.154	34.650	29.012	22.962 0.131	1'49.778 1'49.909	21	0.131
Overall Ideal Time				22.686	33.416	28.356	22.343	1'46.801		

11/05/2018

These data/results cannot be reproduced, stored and/or transmitted in whole or in part by any manner of electronic, mechanical, photocopying, recording, broadcasting or otherwise now known or herein after developed without the previous express consent by the copyright owner, except for reproduction in daily press and regular printed publications on sale to the public within 60 days of the event related to those data/results and always provided that copyright symbol appears together as follows below.

© DORNA WSBK ORGANIZATION Srl 2018

FICR PERUGIA TIMING



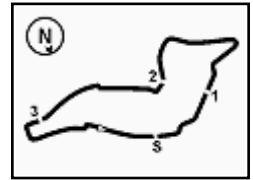
Official Tyre Supplier



Official Timekeeper



3.5
WorldSBK
102/05



Imola Circuit 4.936 m

PATA Italian Round, 11-12-13 May 2018

World Superbike - Chronological Analysis Free Practice 2nd Session

2 / 3

8° 50 E. LAVERTY (1'48.085)									12° 60 M. VAN DER MARK (1'48.315)								
Lap	Seg.1	Seg.2	Seg.3	Seg.4	Lap Time	km/h	Local Time		Lap	Seg.1	Seg.2	Seg.3	Seg.4	Lap Time	km/h	Local Time	
14	22.924	33.663	28.493	22.522	1'47.602	274,3	13:10'05.003		5	22.953	34.067	28.977	22.832	1'48.829	262,3	12:38'00.237	
									6	25.187	36.230	32.618	6'33.371	8'07.406P	221,0	12:46'07.643	
									7	36.613	35.037	29.298	22.881	2'03.829P	197,2	12:48'11.472	
									8	23.136	33.971	29.119	22.856	1'49.082	267,5	12:50'00.554	
									9	23.020	33.944	29.094	22.979	1'49.037	264,9	12:51'49.591	
									10	22.985	33.931	29.141	9'44.877	11'10.934P	266,8	13:03'00.525	
									11	32.730	34.162	29.051	22.864	1'58.807P	217,9	13:04'59.332	
									12	22.817	33.765	28.958	22.707	1'48.247	266,2	13:06'47.579	
									13	23.532	37.980	31.381	43.434	2'16.327P	266,2	13:09'03.906	
									14	32.939	35.864	30.749	24.713	2'04.265P	214,9	13:11'08.171	
9° 22 A. LOWES (1'48.095)									13° 54 T. RAZGATLIOGLU (1'48.428)								
Lap	Seg.1	Seg.2	Seg.3	Seg.4	Lap Time	km/h	Local Time		Lap	Seg.1	Seg.2	Seg.3	Seg.4	Lap Time	km/h	Local Time	
1							12:30'14.204		1						196,1	12:31'55.454	
2	37.671	35.832	30.570	22.532	2'06.605P	202,8	12:32'20.809		2	23.090	34.040	28.821	22.670	1'48.621	263,6	12:33'44.075	
3	23.003	33.924	29.108	4'58.801	6'24.836P	270,2	12:38'45.645		3	23.000	34.057	28.972	22.111	1'48.140C	269,5	12:35'32.215	
4	37.837	36.801	29.604	22.783	2'07.025P	185,7	12:40'52.670		4	29.792	34.818	29.039	22.757	1'56.406C	187,6	12:37'28.621	
5	23.210	34.153	29.224	22.786	1'49.373	262,9	12:42'42.043		5	23.184	34.130	29.042	22.305	1'48.661C	270,9	12:39'17.282	
6	23.248	34.270	29.149	22.670	1'49.337	260,4	12:44'31.380		6	27.128	34.368	29.134	22.903	1'53.533C	244,0	12:41'10.815	
7	23.189	34.026	29.201	22.717	1'49.133	266,2	12:46'20.513		7	26.602	36.558	29.855	23.037	1'56.052	270,9	12:43'06.867	
8	23.120	33.955	28.985	22.838	1'48.898	266,8	12:48'09.411		8	23.149	34.191	28.986	22.798	1'49.124	273,6	12:44'55.991	
9	27.465	35.918	31.538	9'43.184	11'18.105P	242,9	12:59'27.516		9	23.139	33.974	29.063	22.658	1'48.834	268,8	12:46'44.825	
10	39.629	35.134	29.464	23.178	2'07.405P	164,2	13:01'34.921		10	23.390	34.347	29.105	22.910	1'49.752	270,9	12:48'34.577	
11	23.334	33.779	28.773	22.687	1'48.573	259,8	13:03'23.494		11	23.193	34.057	28.989	22.695	1'48.934C	270,9	12:50'23.511	
12	23.011	33.735	28.740	22.679	1'48.165	265,5	13:05'11.659		12	23.126	33.990	28.948	22.770	1'48.834	272,2	12:52'12.345	
13	29.616	34.790	28.932	22.995	1'56.333	231,4	13:07'07.992		13	23.163	33.995	28.872	22.791	1'48.821	273,6	12:54'01.166	
14	22.997	33.705	28.652	22.741	1'48.095	269,5	13:08'56.087		14	23.297	34.159	29.205	23.005	1'49.666	267,5	12:55'50.832	
15	23.067	33.772	28.811	22.592	1'48.242	273,6	13:10'44.329		15	23.685	35.860	31.412	7'20.578	8'51.535P	249,0	13:04'42.367	
10° 91 L. HASLAM (1'48.185)									14° 40 R. RAMOS (1'48.713)								
Lap	Seg.1	Seg.2	Seg.3	Seg.4	Lap Time	km/h	Local Time		Lap	Seg.1	Seg.2	Seg.3	Seg.4	Lap Time	km/h	Local Time	
1							12:29'55.910		1						173,5	12:29'53.420	
2	35.453	36.340	31.281	23.752	2'06.826P	195,1	12:32'02.736		2	37.855	35.639	29.296	22.832	2'05.622P	173,5	12:31'59.042	
3	23.572	34.626	30.196	23.153	1'51.547	265,5	12:33'54.283		3	23.534	34.261	28.970	22.782	1'49.547	254,9	12:33'48.589	
4	23.341	34.125	28.915	23.090	1'49.471	268,8	12:35'43.754		4	23.464	34.130	28.834	22.709	1'49.137	261,0	12:35'37.726	
5	23.276	34.134	29.083	22.839	1'49.332	270,9	12:37'33.086		5	23.395	34.270	29.099	22.733	1'49.497	256,7	12:37'27.223	
6	23.199	33.859	28.730	22.870	1'48.658	268,2	12:39'21.744		6	23.235	33.987	28.897	22.714	1'48.833	269,5	12:39'16.056	
7	23.542	34.452	29.124	22.963	1'50.081	266,8	12:41'11.825		7	23.802	34.260	28.954	22.808	1'49.824	237,5	12:41'05.880	
8	25.341	36.193	30.101	25.407	1'57.042	271,5	12:43'08.867		8	23.345	34.310	28.974	22.937	1'49.566	263,6	12:42'55.446	
9	23.210	33.874	28.759	22.691	1'48.534	268,8	12:44'57.401		9	23.319	34.151	28.941	22.824	1'49.235	268,8	12:44'44.681	
10	23.376	34.588	28.914	23.032	1'49.910	271,5	12:46'47.311		10	23.244	35.176	29.942	22.845	1'51.207	272,9	12:46'35.888	
11	23.172	33.666	28.678	22.669	1'48.185	269,5	12:48'35.496										
12	23.064	33.827	28.819	22.648	1'48.358	272,9	12:50'23.854										
13	23.512	34.647	29.375	10'25.817	11'53.351P	270,2	13:02'17.205										
14	33.887	35.665	29.625	23.373	2'02.550P	196,1	13:04'19.755										
15	23.149	34.097	31.006	29.201	1'57.453	268,2	13:06'17.208										
16	23.196	33.800	28.966	22.792	1'48.754	272,9	13:08'05.962										
17	23.338	33.878	29.826	22.901	1'49.943	269,5	13:09'55.905										
18	23.093	33.774	28.856	22.731	1'48.454	268,2	13:11'44.359										
11° 21 M. RINALDI (1'48.247)									<th><th><th><th><th><th><th><th></th></th></th></th></th></th></th></th>	<th><th><th><th><th><th><th></th></th></th></th></th></th></th>	<th><th><th><th><th><th></th></th></th></th></th></th>	<th><th><th><th><th></th></th></th></th></th>	<th><th><th><th></th></th></th></th>	<th><th><th></th></th></th>	<th><th></th></th>	<th></th>	
Lap	Seg.1	Seg.2	Seg.3	Seg.4	Lap Time	km/h	Local Time		<th><th><th><th><th><th><th><th></th></th></th></th></th></th></th></th>	<th><th><th><th><th><th><th></th></th></th></th></th></th></th>	<th><th><th><th><th><th></th></th></th></th></th></th>	<th><th><th><th><th></th></th></th></th></th>	<th><th><th><th></th></th></th></th>	<th><th><th></th></th></th>	<th><th></th></th>	<th></th>	
1							12:30'28.385										
2	33.769	35.460	30.357	23.469	2'03.055P	222,8	12:32'31.440										
3	23.225	34.090	29.568	23.490	1'50.373	261,7	12:34'21.813										
4	23.231	34.207	29.278	22.879	1'49.595	254,9	12:36'11.408										

11/05/2018 P = Pits In/Out - C = Lap Time Cancelled

These data/results cannot be reproduced, stored and/or transmitted in whole or in part by any manner of electronic, mechanical, photocopying, recording, broadcasting or otherwise now known or herein after developed without the previous express consent by the copyright owner, except for reproduction in daily press and regular printed publications on sale to the public within 60 days of the event related to those data/results and always provided that copyright symbol appears together as follows below.

© DORNA WSBK ORGANIZATION Srl 2018

FICR PERUGIA TIMING

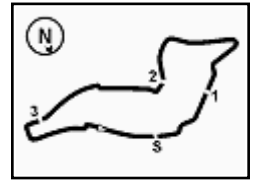


Official Tyre Supplier



SWISS WATCHES SINCE 1853

Official Timekeeper



Imola Circuit 4.936 m

3 / 3

PATA Italian Round, 11-12-13 May 2018 World Superbike - Chronological Analysis Free Practice 2nd Session

Lap	Seg.1	Seg.2	Seg.3	Seg.4	Lap Time	km/h	Local Time
11	23.239	34.160	29.042	22.862	1'49.303	270,9	12:48'25.191
12	23.215	34.097	28.874	22.800	1'48.986	270,2	12:50'14.177
13	23.170	34.016	29.043	22.872	1'49.101	271,5	12:52'03.278
14	23.339	34.118	28.921	22.598	1'48.976	266,2	12:53'52.254
15	25.758	37.377	31.215	9'49.023	11'23.373P	248,4	13:05'15.627
16	35.718	36.062	29.345	23.117	2'04.242P	199,0	13:07'19.869
17	23.197	34.088	28.829	22.599	1'48.713	268,2	13:09'08.582
18	23.082	34.256	29.022	23.050	1'49.410	271,5	13:10'57.992

15° 76 L. BAZ (1'48.745)							
Lap	Seg.1	Seg.2	Seg.3	Seg.4	Lap Time	km/h	Local Time
1							12:29'50.804
2	38.047	35.502	29.689	23.135	2'06.373P	188,0	12:31'57.177
3	23.283	34.102	29.126	22.723	1'49.234	256,7	12:33'46.411
4	23.263	34.356	29.099	22.753	1'49.471	261,7	12:35'35.882
5	23.319	34.189	29.131	22.757	1'49.396	257,3	12:37'25.278
6	23.368	34.270	29.662	23.255	1'50.555	262,9	12:39'15.833
7	23.412	34.156	29.243	22.950	1'49.761	267,5	12:41'05.594
8	25.039	36.173	30.717	9'49.667	11'21.596P	268,8	12:52'27.190
9	34.365	36.691	29.330	22.787	2'03.173P	207,4	12:54'30.363
10	23.270	34.167	29.321	23.041	1'49.799	272,2	12:56'20.162
11	23.943	35.895	30.562	4'13.757	5'44.157P	272,9	13:02'04.319
12	33.409	35.109	29.738	22.924	2'01.180P	211,1	13:04'05.499
13	23.149	33.799	29.190	22.645	1'48.783	270,2	13:05'54.282
14	23.467	36.785	29.287	22.796	1'52.335	261,0	13:07'46.617
15	23.039	33.779	28.993	23.051	1'48.862C	270,2	13:09'35.479
16	23.160	33.780	29.138	22.667	1'48.745	269,5	13:11'24.224

16° 2 L. CAMIER (1'48.945)							
Lap	Seg.1	Seg.2	Seg.3	Seg.4	Lap Time	km/h	Local Time
1							12:30'21.394
2	35.145	36.316	29.891	23.659	2'05.011P	189,6	12:32'26.405
3	23.283	34.254	28.951	23.167	1'49.655	266,8	12:34'16.060
4	23.211	34.620	31.244	27.974	1'57.049	266,8	12:36'13.109
5	26.110	35.327	28.892	23.142	1'53.471	259,2	12:38'06.580
6	23.151	33.970	28.900	22.988	1'49.009	268,8	12:39'55.589
7	23.161	33.979	28.925	23.018	1'49.083	268,8	12:41'44.672
8	23.112	34.019	28.767	23.047	1'48.945	269,5	12:43'33.617

17° 45 J. GAGNE (1'49.024)							
Lap	Seg.1	Seg.2	Seg.3	Seg.4	Lap Time	km/h	Local Time
1							12:29'46.473
2	42.941	36.090	29.575	23.257	2'11.863P	187,3	12:31'58.336
3	23.206	34.103	28.918	22.797	1'49.024	273,6	12:33'47.360
4	23.257	34.383	29.047	22.800	1'49.487	264,9	12:35'36.847
5	23.120	34.247	28.782	23.005	1'49.154	269,5	12:37'26.001
6	23.189	34.181	28.944	23.321	1'49.635	268,8	12:39'15.636
7	25.400	39.579	29.961	6'32.164	8'07.104P	242,3	12:47'22.740
8	34.893	35.494	29.215	23.212	2'02.814P	182,9	12:49'25.554
9	23.174	34.358	28.975	23.200	1'49.707	270,9	12:51'15.261
10	23.232	34.484	29.355	22.920	1'49.991	268,2	12:53'05.252
11	23.201	34.480	29.023	23.317	1'50.021	270,9	12:54'55.273
12	23.901	37.229	30.101	5'25.829	6'57.060P	259,8	13:01'52.333
13	34.809	35.987	29.464	23.225	2'03.485P	177,2	13:03'55.818
14	23.414	34.455	29.345	23.191	1'50.405	275,7	13:05'46.223
15	23.265	34.443	29.164	23.166	1'50.038	267,5	13:07'36.261
16	23.072	34.352	29.058	23.131	1'49.613	270,2	13:09'25.874
17	25.401	37.670	29.587	23.387	1'56.045	273,6	13:11'21.919

18° 36 L. MERCADO (1'49.190)							
Lap	Seg.1	Seg.2	Seg.3	Seg.4	Lap Time	km/h	Local Time
1							12:29'51.949
2	37.209	35.951	29.388	23.070	2'05.618P	199,0	12:31'57.567
3	23.020	34.138	29.330	22.702	1'49.190	270,9	12:33'46.757

19° 37 O. JEZEK (1'49.795)							
Lap	Seg.1	Seg.2	Seg.3	Seg.4	Lap Time	km/h	Local Time
1							12:29'50.804
2	23.627	34.843	29.520	23.227	1'51.217	262,3	12:33'50.021
3	23.588	34.460	29.166	23.030	1'50.244	263,6	12:35'40.265
4	23.664	34.476	29.214	23.041	1'50.395	263,6	12:37'30.660
5	23.451	37.163	30.922	5'24.274	6'55.810P	266,8	12:44'26.470
6	42.328	47.811	36.010	2'51.657	4'57.806P	138,9	12:49'24.276
7	35.153	38.571	36.200	6'42.876	8'32.800P	181,0	12:57'57.076
8	36.884	37.428	32.071	24.356	2'10.739P	161,3	13:00'07.815
9	23.750	34.486	29.641	23.462	1'51.339	266,2	13:01'59.154
10	23.573	34.604	29.536	23.243	1'50.956	266,8	13:03'50.110
11	24.417	36.349	32.884	23.292	1'56.942	266,2	13:05'47.052
12	23.429	34.189	29.145	23.032	1'49.795	267,5	13:07'36.847
13	23.486	34.322	29.194	23.017	1'50.019	268,8	13:09'26.866
14	23.390	34.419	29.130	23.012	1'49.951	268,2	13:11'16.817

20° 99 P. JACOBSEN (1'49.909)							
Lap	Seg.1	Seg.2	Seg.3	Seg.4	Lap Time	km/h	Local Time
1							12:42'08.189
2	34.645	36.034	30.067	23.433	2'04.179P	203,5	12:44'12.368
3	23.473	34.981	29.429	22.993	1'50.876	262,9	12:46'03.244
4	23.600	34.952	29.206	23.070	1'50.828	257,9	12:47'54.072
5	23.309	36.140	29.401	7'55.951	9'24.801P	266,2	12:57'18.873
6	35.688	35.205	29.194	23.066	2'03.153P	176,6	12:59'22.026
7	23.154	34.650	29.012	23.093	1'49.909	267,5	13:01'11.935
8	24.033	35.910	30.348	5'26.188	6'56.479P	253,7	13:08'08.414
9	34.511	35.416	29.236	22.962	2'02.125P	194,4	13:10'10.539

21° 68 Y. HERNANDEZ (1'50.128)							
Lap	Seg.1	Seg.2	Seg.3	Seg.4	Lap Time	km/h	Local Time
1							12:30'01.841
2	34.643	37.256	30.242	23.310	2'05.451P	218,8	12:32'07.292
3	24.126	35.445	30.082	23.303	1'52.956	255,5	12:34'00.248
4	23.988	35.305	29.544	23.024	1'51.861	251,9	12:35'52.109
5	23.766	34.896	29.257	23.290	1'51.209	262,9	12:37'43.318
6	23.899	34.719	29.149	23.001	1'50.768	260,4	12:39'34.086
7	23.674	34.804	29.457	23.463	1'51.398C	267,5	12:41'25.484
8	23.777	34.831	29.581	10'45.895	12'14.084P	266,8	12:53'39.568
9	34.433	36.622	36.677	23.181	2'10.913P	209,8	12:55'50.481
10	23.904	35.066	29.812	22.982	1'51.764	258,5	12:57'42.245
11	23.859	34.711	29.477	23.055	1'51.102	256,7	12:59'33.347
12	23.821	34.990	29.461	3'04.135	4'32.407P	254,3	13:04'05.754
13	35.331	35.803	32.012	29.490	2'12.636P	214,0	13:06'18.390
14	23.386	34.507	29.187	23.243	1'50.323	267,5	13:08'08.713
15	23.625	34.310	29.275	22.918	1'50.128	265,5	13:09'58.841

22° 5 V. LEONOV							
Lap	Seg.1	Seg.2	Seg.3	Seg.4	Lap Time	km/h	Local Time
1							12:30'25.242
2							39'15.827P 13:09'41.069
3	38.849	37.127	30.124	23.700	2'09.800P	196,9	13:11'50.869

11/05/2018 P = Pits In/Out - C = Lap Time Cancelled

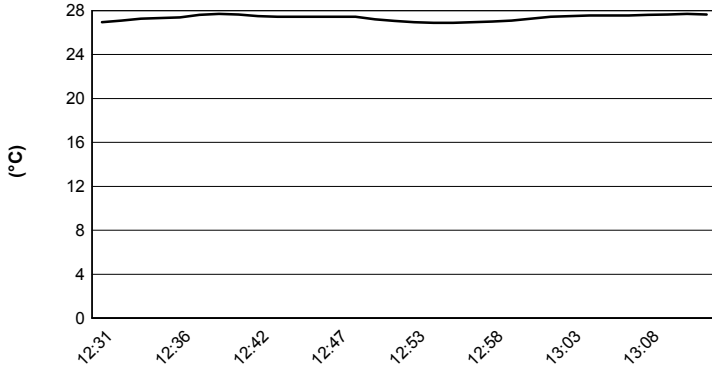
These data/results cannot be reproduced, stored and/or transmitted in whole or in part by any manner of electronic, mechanical, photocopying, recording, broadcasting or otherwise now known or herein after developed without the previous express consent by the copyright owner, except for reproduction in daily press and regular printed publications on sale to the public within 60 days of the event related to those data/results and always provided that copyright symbol appears together as follows below.

© DORNA WSBK ORGANIZATION Srl 2018

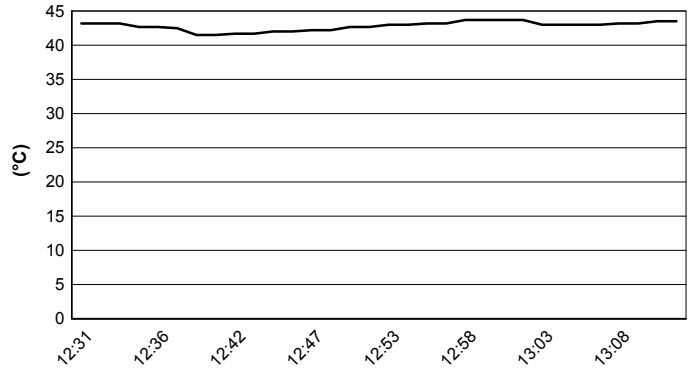


PATA Italian Round, 11-12-13 May 2018
World Superbike - Weather Report Free Practice 2nd Session
 Session started 12:30 - Session ended 13:12

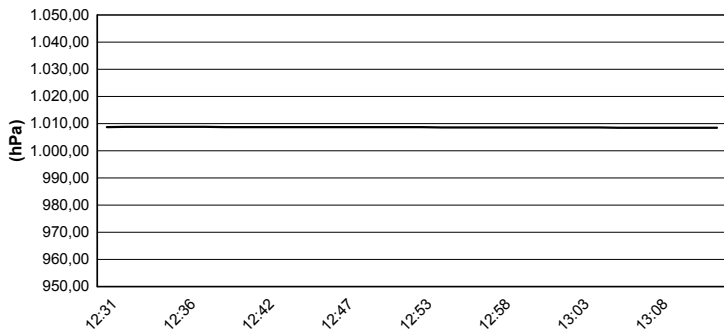
Air Temperature



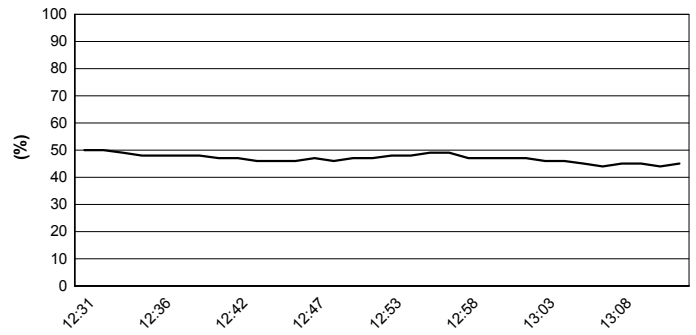
Track Temperature



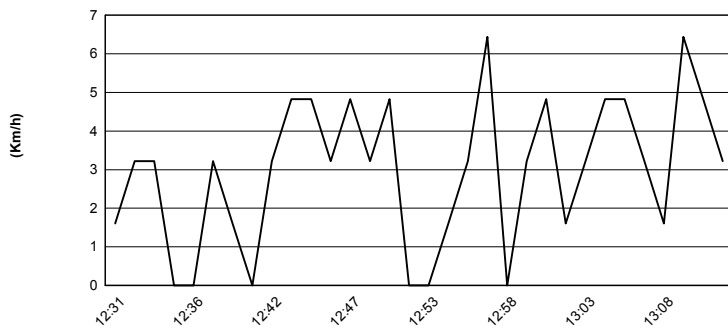
Air Pressure



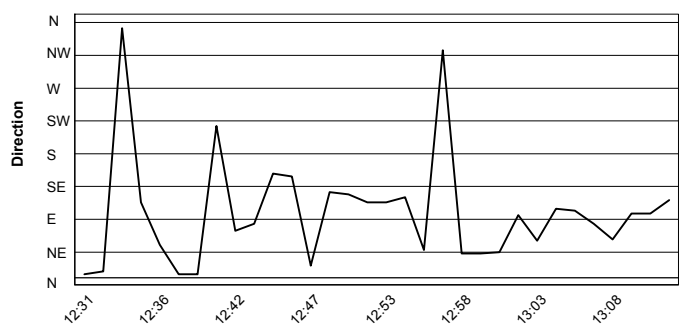
Humidity



Wind Speed



Wind Direction



11/05/2018

These data/results cannot be reproduced, stored and/or transmitted in whole or in part by any manner of electronic, mechanical, photocopying, recording, broadcasting or otherwise now known or herein after developed without the previous express consent by the copyright owner, except for reproduction in daily press and regular printed publications on sale to the public within 60 days of the event related to those data/results and always provided that copyright symbol appears together as follows below.

© DORNA WSBK ORGANIZATION Srl 2018