

PATA Italian Round, 11-12-13 May 2018

World Superbike - Biographical Entry List

Imola Circuit 4.936 m

No.	Rider (Abbreviation)	Nat	Bike Team	Wins 2018	Podiums 2018	Pole 2018	Races 2018	Tyres	Class
Age	Date of Birth	Place of Birth							
1	1 REA Jonathan (Rea)	GBR	Kawasaki ZX-10RR Kawasaki Racing Team WorldSBK	57	118	15	226	Pirelli	
	31 02/02/1987	Ballymena		3	6	1	8		
2	2 CAMIER Leon (Cam)	GBR	Honda CBR1000RR Red Bull Honda World Superbike Team		9		190	Pirelli	
	31 04/08/1986	Ashford Kent					5		
3**	5 LEONOV Vladimir (Leo)	RUS	Kawasaki ZX-10RR SPB Racing Team				2	Pirelli	IND
	31 26/04/1987	Moscow					2		
4	7 DAVIES Chaz (Dav)	GBR	Ducati Panigale R Aruba.it Racing - Ducati	29	73	5	160	Pirelli	
	31 10/02/1987	Knighton		2	6		8		
5	12 FORES Xavi (For)	ESP	Ducati Panigale R Barni Racing Team		4		74	Pirelli	IND
	32 16/09/1985	Llombai			3		8		
6	20 O'HALLORAN Jason (OHa)	AUS	Honda CBR1000RR Red Bull Honda World Superbike Team					Pirelli	
	30 30/12/1987	Wollongong							
7**	21 RINALDI Michael Ruben (Rin)	ITA	Ducati Panigale R Aruba.it Racing - Junior Team				4	Pirelli	IND
	22 21/12/1993	Rimini					4		
8	22 LOWES Alex (Low)	GBR	Yamaha YZF R1 Pata Yamaha Official WorldSBK Team		8	1	112	Pirelli	
	27 14/09/1990	Lincoln			1	1	8		
9	32 SAVADORI Lorenzo (Sav)	ITA	Aprilia RSV4 RF Milwaukee Aprilia				57	Pirelli	
	25 04/04/1993	Cesena					6		
10	33 MELANDRI Marco (Mel)	ITA	Ducati Panigale R Aruba.it Racing - Ducati	22	65	3	136	Pirelli	
	35 07/08/1982	Ravenna		2	3	1	8		
11	36 MERCADO Leandro (Mer)	ARG	Kawasaki ZX-10RR Orelac Racing VerdNatura				68	Pirelli	IND
	26 15/02/1992	Cordoba					8		
12	37 JEZEK Ondrej (Jez)	CZE	Yamaha YZF R1 Guandalini Racing				32	Pirelli	IND
	29 15/03/1989	Brno					8		
13	40 RAMOS Román (Ram)	ESP	Kawasaki ZX-10RR Team GoEleven Kawasaki				82	Pirelli	IND
	27 06/01/1991	Santander					8		
14	45 GAGNE Jake (Gag)	USA	Honda CBR1000RR Red Bull Honda World Superbike Team				12	Pirelli	
	24 27/08/1993	Ramona, California					6		
15	50 LAVERTY Eugene (Lav)	IRL	Aprilia RSV4 RF Milwaukee Aprilia	13	33	2	134	Pirelli	
	31 03/06/1986	Toomebridge					4		
16	54 RAZGATLIOGLU Toprak (Raz)	TUR	Kawasaki ZX-10RR Kawasaki Puccetti Racing				8	Pirelli	IND
	21 16/10/1996	Sakarya					8		
17	60 VAN DER MARK Michael (vdM)	NED	Yamaha YZF R1 Pata Yamaha Official WorldSBK Team		14	1	86	Pirelli	
	25 26/10/1992	Gouda			3		8		
18	66 SYKES Tom (Syk)	GBR	Kawasaki ZX-10RR Kawasaki Racing Team WorldSBK	34	102	43	242	Pirelli	
	32 19/08/1985	Huddersfield		1	2	1	8		
19	68 HERNANDEZ Yonny (Her)	COL	Kawasaki ZX-10RR Team Pedercini Racing				7	Pirelli	IND
	29 25/07/1988	Medellin					7		
20	76 BAZ Loris (Baz)	FRA	BMW S 1000 RR GULF ALTHEA BMW Racing Team	2	14	2	69	Pirelli	
	25 01/02/1993	Sallanches					8		
21	81 TORRES Jordi (Tor)	ESP	MV Agusta 1000 F4 MV Agusta Reparto Corse	1	4		85	Pirelli	
	30 27/08/1987	Rubi					8		
22**	91 HASLAM Leon (Has)	GBR	Kawasaki ZX-10RR Kawasaki Puccetti Racing	5	39	3	213	Pirelli	IND
	34 31/05/1983	Derby							
23	99 JACOBSEN PJ (Jac)	USA	Honda CBR1000RR TripleM Honda World Superbike Team				8	Pirelli	IND
	24 07/08/1993	Montgomery					8		

N.2 (Camier L.) has been declared unfit and substituted by N.20 (O'Halloran J.)

11/05/2018

* = Wild Card

** = One Event

These data/results cannot be reproduced, stored and/or transmitted in whole or in part by any manner of electronic, mechanical, photocopying, recording, broadcasting or otherwise now known or herein after developed without the previous express consent by the copyright owner, except for reproduction in daily press and regular printed publications on sale to the public within 60 days of the event related to those data/results and always provided that copyright symbol appears together as follows below.

© DORNA WSBK ORGANIZATION Srl 2018

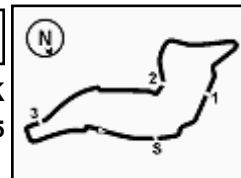
FIKX PERUGIA TIMING



Official Tyre Supplier



Official Timekeeper



PATA Italian Round, 11-12-13 May 2018

World Superbike - Free Practices Combined Results

No.	Rider	Nat	Team	Bike	Class	FP1	FP2	FP3	Time	Gap	Rel.	Avg Laps
1	7 C. DAVIES	GBR	Aruba.it Racing - Ducati	Ducati Panigale R		1'47.241	1'47.473	1'46.686	1'46.686			166,560 51
2	1 J. REA	GBR	Kawasaki Racing Team WorldSBK	Kawasaki ZX-10RR		1'46.951	1'47.038	1'46.686	1'46.686			166,560 40
3	33 M. MELANDRI	ITA	Aruba.it Racing - Ducati	Ducati Panigale R		1'47.542	1'47.150	1'47.126	1'47.126	0.440	0.440	165,876 44
4	32 L. SAVADORI	ITA	Milwaukee Aprilia	Aprilia RSV4 RF		1'49.382	1'47.407	1'47.396	1'47.396	0.710	0.270	165,459 45
5	60 M. VAN DER MARK	NED	Pata Yamaha Official WorldSBK Team	Yamaha YZF R1		1'48.232	1'48.315	1'47.461	1'47.461	0.775	0.065	165,359 48
6	66 T. SYKES	GBR	Kawasaki Racing Team WorldSBK	Kawasaki ZX-10RR		1'47.963	1'47.468	1'47.550	1'47.468	0.782	0.007	165,348 42
7	12 X. FORES	ESP	Barni Racing Team	Ducati Panigale R	IND	1'47.759	1'47.602	1'47.529	1'47.529	0.843	0.061	165,254 40
8	91 L. HASLAM	GBR	Kawasaki Puccetti Racing	Kawasaki ZX-10RR	IND	1'48.889	1'48.185	1'47.563	1'47.563	0.877	0.034	165,202 48
9	81 J. TORRES	ESP	MV Agusta Reparto Corse	MV Agusta 1000 F4		1'48.381	1'47.572	1'47.578	1'47.572	0.886	0.009	165,188 48
10	21 M. RINALDI	ITA	Aruba.it Racing - Junior Team	Ducati Panigale R	IND	1'51.177	1'48.247	1'47.597	1'47.597	0.911	0.025	165,150 35
11	50 E. LAVERTY	IRL	Milwaukee Aprilia	Aprilia RSV4 RF		1'48.810	1'48.085	1'47.663	1'47.663	0.977	0.066	165,048 41
12	22 A. LOWES	GBR	Pata Yamaha Official WorldSBK Team	Yamaha YZF R1		1'50.043	1'48.095	1'47.737	1'47.737	1.051	0.074	164,935 36
13	54 T. RAZGATLIOGLU	TUR	Kawasaki Puccetti Racing	Kawasaki ZX-10RR	IND	1'49.059	1'48.428	1'47.739	1'47.739	1.053	0.002	164,932 48
14	76 L. BAZ	FRA	GULF ALTHEA BMW Racing Team	BMW S 1000 RR		1'49.806	1'48.745	1'48.287	1'48.287	1.601	0.548	164,097 44
15	40 R. RAMOS	ESP	Team GoEleven Kawasaki	Kawasaki ZX-10RR	IND	1'48.583	1'48.713	1'48.416	1'48.416	1.730	0.129	163,902 39
16	36 L. MERCADO	ARG	Orelac Racing VerdNatura	Kawasaki ZX-10RR	IND	1'49.728	1'49.190	1'48.535	1'48.535	1.849	0.119	163,722 24
17	45 J. GAGNE	USA	Red Bull Honda World Superbike Team	Honda CBR1000RR		1'49.605	1'49.024		1'49.024	2.338	0.489	162,988 33
18	68 Y. HERNANDEZ	COL	Team Pedercini Racing	Kawasaki ZX-10RR	IND	1'52.462	1'50.128	1'49.355	1'49.355	2.669	0.331	162,495 45
19	99 P. JACOBSEN	USA	TripleM Honda World Superbike Team	Honda CBR1000RR	IND	1'49.779	1'49.909	1'49.478	1'49.478	2.792	0.123	162,312 34
20	37 O. JEZEK	CZE	Guandalini Racing	Yamaha YZF R1	IND	1'52.230	1'49.795	1'49.737	1'49.737	3.051	0.259	161,929 27
21	20 J. O'HALLORAN	AUS	Red Bull Honda World Superbike Team	Honda CBR1000RR				1'50.259	1'50.259	3.573	0.522	161,162 15
22	5 V. LEONOV	RUS	SPB Racing Team	Kawasaki ZX-10RR	IND	1'51.893		1'50.974	1'50.974	4.288	0.715	160,124 25

N.2 (Camier L.) has been declared unfit and substituted by N.20 (O'Halloran J.)

11/05/2018

These data/results cannot be reproduced, stored and/or transmitted in whole or in part by any manner of electronic, mechanical, photocopying, recording, broadcasting or otherwise now known or herein after developed without the previous express consent by the copyright owner, except for reproduction in daily press and regular printed publications on sale to the public within 60 days of the event related to those data/results and always provided that copyright symbol appears together as follows below.

© DORNA WSBK ORGANIZATION Srl 2018

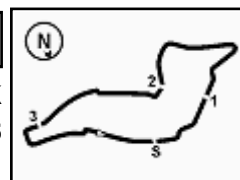
FIKR PERUGIA TIMING



Official Tyre Supplier



Official Timekeeper



Imola Circuit 4.936 m

1 / 2

PATA Italian Round, 11-12-13 May 2018 World Superbike - Results Free Practice 3rd Session

No.	Rider	Nat	Team	Bike	Class	Time	Gap	Rel.	Laps	Speed	
										Avg	Max
1	7 C. DAVIES	GBR	Aruba.it Racing - Ducati	Ducati Panigale R		1'46.686			18	166,560	281,4
2	1 J. REA	GBR	Kawasaki Racing Team WorldSBK	Kawasaki ZX-10RR		1'46.686		0.000	11	166,560	280,7
3	33 M. MELANDRI	ITA	Aruba.it Racing - Ducati	Ducati Panigale R		1'47.126	0.440	0.440	15	165,876	279,3
4	32 L. SAVADORI	ITA	Milwaukee Aprilia	Aprilia RSV4 RF		1'47.396	0.710	0.270	17	165,459	276,4
5	60 M. VAN DER MARK	NED	Pata Yamaha Official WorldSBK Team	Yamaha YZF R1		1'47.461	0.775	0.065	16	165,359	277,1
6	12 X. FORES	ESP	Barni Racing Team	Ducati Panigale R	IND	1'47.529	0.843	0.068	14	165,254	276,4
7	66 T. SYKES	GBR	Kawasaki Racing Team WorldSBK	Kawasaki ZX-10RR		1'47.550	0.864	0.021	13	165,222	275,7
8	91 L. HASLAM	GBR	Kawasaki Puccetti Racing	Kawasaki ZX-10RR	IND	1'47.563	0.877	0.013	16	165,202	271,5
9	81 J. TORRES	ESP	MV Agusta Reparto Corse	MV Agusta 1000 F4		1'47.578	0.892	0.015	17	165,179	277,8
10	21 M. RINALDI	ITA	Aruba.it Racing - Junior Team	Ducati Panigale R	IND	1'47.597	0.911	0.019	11	165,150	271,5
11	50 E. LAVERTY	IRL	Milwaukee Aprilia	Aprilia RSV4 RF		1'47.663	0.977	0.066	13	165,048	275,7
12	22 A. LOWES	GBR	Pata Yamaha Official WorldSBK Team	Yamaha YZF R1		1'47.737	1.051	0.074	17	164,935	275,7
13	54 T. RAZGATLIOGLU	TUR	Kawasaki Puccetti Racing	Kawasaki ZX-10RR	IND	1'47.739	1.053	0.002	15	164,932	277,1
14	76 L. BAZ	FRA	GULF ALTHEA BMW Racing Team	BMW S 1000 RR		1'48.287	1.601	0.548	14	164,097	271,5
15	40 R. RAMOS	ESP	Team GoEleven Kawasaki	Kawasaki ZX-10RR	IND	1'48.416	1.730	0.129	7	163,902	272,2
16	36 L. MERCADO	ARG	Orelac Racing VerdNatura	Kawasaki ZX-10RR	IND	1'48.535	1.849	0.119	13	163,722	273,6
17	68 Y. HERNANDEZ	COL	Team Pedercini Racing	Kawasaki ZX-10RR	IND	1'49.355	2.669	0.820	14	162,495	266,8
18	99 P. JACOBSEN	USA	TripleM Honda World Superbike Team	Honda CBR1000RR	IND	1'49.478	2.792	0.123	11	162,312	274,3
19	37 O. JEZEK	CZE	Guandalini Racing	Yamaha YZF R1	IND	1'49.737	3.051	0.259	7	161,929	267,5
20	20 J. O'HALLORAN	AUS	Red Bull Honda World Superbike Team	Honda CBR1000RR		1'50.259	3.573	0.522	15	161,162	265,5
21	5 V. LEONOV	RUS	SPB Racing Team	Kawasaki ZX-10RR	IND	1'50.974	4.288	0.715	11	160,124	268,2
----- Out 107% in this Session -----											
22	45 J. GAGNE	USA	Red Bull Honda World Superbike Team	Honda CBR1000RR					1		259,8

Qualifying Lap Time (107% of 1'46.686): 1'54.155

N.2 (Camier L.) has been declared unfit and substituted by N.20 (O'Halloran J.)

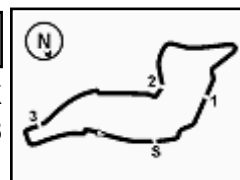
AIR	Humidity:	57%	Temp:	24°C
TRACK	Condition:	Dry	Temp:	39°C

Records	Pole (SP2)	2016	C.Davies	1'45.598	168,280	Km/h
	Race (RC1)	2017	C.Davies	1'46.393	167,020	Km/h
	Circuit (SP2)	2016	C.Davies	1'45.598	168,280	Km/h

Start 11/05/2018 16:05 End 16:47 The results are provisional until the end of the time limit for protests and appeals and the completion of the technical checks.

These data/results cannot be reproduced, stored and/or transmitted in whole or in part by any manner of electronic, mechanical, photocopying, recording, broadcasting or otherwise now known or herein after developed without the previous express consent by the copyright owner, except for reproduction in daily press and regular printed publications on sale to the public within 60 days of the event related to those data/results and always provided that copyright symbol appears together as follows below.

© DORNA WSBK ORGANIZATION Srl 2018



PATA Italian Round, 11-12-13 May 2018 World Superbike - Results Free Practice 3rd Session

Session Highlights

Local Time	No. Rider	Description
16.05.00		Start
16.05.02		WorldSBK Pit Intervention Time: 1m 3secs
16.08.15	45 J. GAGNE	Crashed - Turn 12
16.11.48	81 J. TORRES	Current Lap Cancelled - Exceeded Track Limits - Turn 14
16.12.29	81 J. TORRES	On the Gravel - Re-Joined - Turn 14
16.15.40	54 T. RAZGATLIOGLU	On the Gravel - Re-Joined - Turn 12
16.19.28	68 Y. HERNANDEZ	Lap Cancelled (1'50.453) - Exceeded Track Limits - Turn 22
16.20.55	32 L. SAVADORI	Lap Cancelled (1'48.664) - Exceeded Track Limits - Turn 15
16.23.47	91 L. HASLAM	Current Lap Cancelled - Exceeded Track Limits - Turn 14
16.23.48	91 L. HASLAM	On the Gravel - Re-Joined - Turn 12
16.25.33	36 L. MERCADO	Crashed - Turn 12
16.25.51	36 L. MERCADO	Re-joined
16.34.02	54 T. RAZGATLIOGLU	Lap Cancelled (1'48.233) - Exceeded Track Limits - Turn 21
16.35.16	32 L. SAVADORI	Lap Cancelled (2'13.092) - Exceeded Track Limits - Turn 22
16.35.21	32 L. SAVADORI	Current Lap Cancelled - Exceeded Track Limits
16.37.15	22 A. LOWES	Lap Cancelled (1'47.696) - Exceeded Track Limits - Turn 21
16.39.04	22 A. LOWES	Lap Cancelled (1'47.423) - Exceeded Track Limits - Turn 21
16.41.11	99 P. JACOBSEN	Crashed - Turn 21
16.47.38		End Of Session

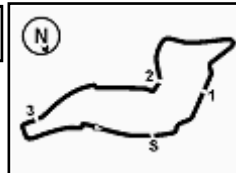
Fastest Laps Sequence

No.	Rider	Nat	Team	Bike	Local Time	Time	Gap	Avg
1	J. REA	GBR	Kawasaki Racing Team WorldSBK	Kawasaki ZX-10RR	16:08'42.102	1'47.455		165,368
1	J. REA	GBR	Kawasaki Racing Team WorldSBK	Kawasaki ZX-10RR	16:10'29.388	1'47.286	-0.169	165,628
1	J. REA	GBR	Kawasaki Racing Team WorldSBK	Kawasaki ZX-10RR	16:12'16.382	1'46.994	-0.292	166,080
7	C. DAVIES	GBR	Aruba.it Racing - Ducati	Ducati Panigale R	16:22'15.875	1'46.821	-0.173	166,349
1	J. REA	GBR	Kawasaki Racing Team WorldSBK	Kawasaki ZX-10RR	16:33'11.093	1'46.686	-0.135	166,560
7	C. DAVIES	GBR	Aruba.it Racing - Ducati	Ducati Panigale R	16:45'13.831	1'46.686		166,560

Start 11/05/2018 16:05 End 16:47 The results are provisional until the end of the time limit for protests and appeals and the completion of the technical checks.

These data/results cannot be reproduced, stored and/or transmitted in whole or in part by any manner of electronic, mechanical, photocopying, recording, broadcasting or otherwise now known or herein after developed without the previous express consent by the copyright owner, except for reproduction in daily press and regular printed publications on sale to the public within 60 days of the event related to those data/results and always provided that copyright symbol appears together as follows below.

© DORNA WSBK ORGANIZATION Srl 2018



Imola Circuit 4.936 m

PATA Italian Round, 11-12-13 May 2018
World Superbike - Best Sectors & Speed Free Practice 3rd Session

BEST LAP			
1	1 J. REA	Kawasaki ZX-10RR	1'46.686
2	7 C. DAVIES	Ducati Panigale R	1'46.686
3	33 M. MELANDRI	Ducati Panigale R	1'47.126
4	32 L. SAVADORI	Aprilia RSV4 RF	1'47.396
5	60 M. VAN DER MARK	Yamaha YZF R1	1'47.461
6	12 X. FORES	Ducati Panigale R	1'47.529
7	66 T. SYKES	Kawasaki ZX-10RR	1'47.550
8	91 L. HASLAM	Kawasaki ZX-10RR	1'47.563
9	81 J. TORRES	MV Austa 1000 F4	1'47.578
10	21 M. RINALDI	Ducati Panigale R	1'47.597
11	50 E. LAVERTY	Aprilia RSV4 RF	1'47.663
12	22 A. LOWES	Yamaha YZF R1	1'47.737
13	54 T. RAZGATLIOGLU	Kawasaki ZX-10RR	1'47.739
14	76 L. BAZ	BMW S 1000 RR	1'48.287
15	40 R. RAMOS	Kawasaki ZX-10RR	1'48.416
16	36 L. MERCADO	Kawasaki ZX-10RR	1'48.535
17	68 Y. HERNANDEZ	Kawasaki ZX-10RR	1'49.355
18	99 P. JACOBSEN	Honda CBR1000RR	1'49.478
19	37 O. JEZEK	Yamaha YZF R1	1'49.737
20	20 J. O'HALLORAN	Honda CBR1000RR	1'50.259
21	5 V. LEONOV	Kawasaki ZX-10RR	1'50.974
22	45 J. GAGNE	Honda CBR1000RR	

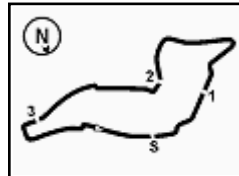
SPEED			
1	7 C. DAVIES	Ducati Panigale R	281,4
2	1 J. REA	Kawasaki ZX-10RR	280,7
3	33 M. MELANDRI	Ducati Panigale R	279,3
4	81 J. TORRES	MV Austa 1000 F4	277,8
5	54 T. RAZGATLIOGLU	Kawasaki ZX-10RR	277,1
6	60 M. VAN DER MARK	Yamaha YZF R1	277,1
7	32 L. SAVADORI	Aprilia RSV4 RF	276,4
8	12 X. FORES	Ducati Panigale R	276,4
9	22 A. LOWES	Yamaha YZF R1	275,7
10	66 T. SYKES	Kawasaki ZX-10RR	275,7
11	50 E. LAVERTY	Aprilia RSV4 RF	275,7
12	99 P. JACOBSEN	Honda CBR1000RR	274,3
13	36 L. MERCADO	Kawasaki ZX-10RR	273,6
14	40 R. RAMOS	Kawasaki ZX-10RR	272,2
15	21 M. RINALDI	Ducati Panigale R	271,5
16	91 L. HASLAM	Kawasaki ZX-10RR	271,5
17	76 L. BAZ	BMW S 1000 RR	271,5
18	5 V. LEONOV	Kawasaki ZX-10RR	268,2
19	37 O. JEZEK	Yamaha YZF R1	267,5
20	68 Y. HERNANDEZ	Kawasaki ZX-10RR	266,8
21	20 J. O'HALLORAN	Honda CBR1000RR	265,5
22	45 J. GAGNE	Honda CBR1000RR	259,8

SEG. 1			SEG. 2			SEG. 3			SEG. 4		
1	7 C. DAVIES	22.635	1	7 C. DAVIES	33.263	1	1 J. REA	28.149	1	1 J. REA	22.298
2	1 J. REA	22.668	2	1 J. REA	33.384	2	7 C. DAVIES	28.170	2	7 C. DAVIES	22.315
3	33 M. MELANDRI	22.697	3	33 M. MELANDRI	33.431	3	33 M. MELANDRI	28.207	3	32 L. SAVADORI	22.428
4	12 X. FORES	22.705	4	66 T. SYKES	33.444	4	81 J. TORRES	28.264	4	33 M. MELANDRI	22.457
5	21 M. RINALDI	22.810	5	60 M. VAN DER MARK	33.487	5	22 A. LOWES	28.314	5	66 T. SYKES	22.488
6	50 E. LAVERTY	22.821	6	81 J. TORRES	33.496	6	91 L. HASLAM	28.338	6	54 T. RAZGATLIOGLU	22.503
7	66 T. SYKES	22.830	7	21 M. RINALDI	33.502	7	60 M. VAN DER MARK	28.340	7	50 E. LAVERTY	22.508
8	60 M. VAN DER MARK	22.845	8	91 L. HASLAM	33.503	8	12 X. FORES	28.351	8	12 X. FORES	22.547
9	22 A. LOWES	22.867	9	22 A. LOWES	33.587	9	32 L. SAVADORI	28.366	9	91 L. HASLAM	22.554
10	54 T. RAZGATLIOGLU	22.871	10	32 L. SAVADORI	33.598	10	54 T. RAZGATLIOGLU	28.493	10	81 J. TORRES	22.593
11	32 L. SAVADORI	22.892	11	12 X. FORES	33.625	11	40 R. RAMOS	28.576	11	21 M. RINALDI	22.598
12	81 J. TORRES	22.893	12	50 E. LAVERTY	33.656	12	66 T. SYKES	28.577	12	60 M. VAN DER MARK	22.612
13	36 L. MERCADO	22.962	13	76 L. BAZ	33.658	13	50 E. LAVERTY	28.584	13	76 L. BAZ	22.629
14	91 L. HASLAM	22.983	14	54 T. RAZGATLIOGLU	33.689	14	21 M. RINALDI	28.606	14	22 A. LOWES	22.631
15	76 L. BAZ	23.046	15	36 L. MERCADO	33.730	15	76 L. BAZ	28.643	15	36 L. MERCADO	22.678
16	99 P. JACOBSEN	23.103	16	40 R. RAMOS	33.902	16	68 Y. HERNANDEZ	28.862	16	40 R. RAMOS	22.718
17	40 R. RAMOS	23.128	17	37 O. JEZEK	34.180	17	99 P. JACOBSEN	28.869	17	37 O. JEZEK	22.844
18	20 J. O'HALLORAN	23.291	18	68 Y. HERNANDEZ	34.222	18	37 O. JEZEK	28.914	18	99 P. JACOBSEN	22.896
19	68 Y. HERNANDEZ	23.321	19	45 J. GAGNE	34.271	19	36 L. MERCADO	28.949	19	68 Y. HERNANDEZ	22.925
20	37 O. JEZEK	23.457	20	99 P. JACOBSEN	34.321	20	20 J. O'HALLORAN	29.310	20	20 J. O'HALLORAN	22.951
21	45 J. GAGNE	23.559	21	5 V. LEONOV	34.385	21	5 V. LEONOV	29.394	21	5 V. LEONOV	22.990
22	5 V. LEONOV	23.700	22	20 J. O'HALLORAN	34.482	22	45 J. GAGNE	29.574	22	45 J. GAGNE	23.483

11/05/2018

These data/results cannot be reproduced, stored and/or transmitted in whole or in part by any manner of electronic, mechanical, photocopying, recording, broadcasting or otherwise now known or herein after developed without the previous express consent by the copyright owner, except for reproduction in daily press and regular printed publications on sale to the public within 60 days of the event related to those data/results and always provided that copyright symbol appears together as follows below.

© DORNA WSBK ORGANIZATION Srl 2018



Imola Circuit 4.936 m

PATA Italian Round, 11-12-13 May 2018

World Superbike - Ideal Times Free Practice 3rd Session

No.	Rider	Nat	Bike	Seg. 1	Seg. 2	Seg. 3	Seg. 4	Ideal Time		
				Diff. 1	Diff. 2	Diff. 3	Diff. 4	Best Lap	Pos.	Diff.
1	7 C. DAVIES	GBR	Ducati Panigale R	22.635 0.065	33.263 0.113	28.170 0.125	22.315	1'46.383 1'46.686	3	0.303
2	1 J. REA	GBR	Kawasaki ZX-10RR	22.668 0.094	33.384 0.071	28.149 0.125	22.298 0.022	1'46.499 1'46.686	2	0.187
3	33 M. MELANDRI	ITA	Ducati Panigale R	22.697 0.153	33.431	28.207 0.181	22.457	1'46.792 1'47.126	4	0.334
4	12 X. FORES	ESP	Ducati Panigale R	22.705 0.069	33.625 0.111	28.351 0.121	22.547	1'47.228 1'47.529	7	0.301
5	81 J. TORRES	ESP	MV Agusta 1000 F4	22.893 0.134	33.496 0.071	28.264	22.593 0.127	1'47.246 1'47.578	10	0.332
6	60 M. VAN DER MARK	NED	Yamaha YZF R1	22.845	33.487	28.340 0.109	22.612 0.068	1'47.284 1'47.461	6	0.177
7	32 L. SAVADORI	ITA	Aprilia RSV4 RF	22.892 0.084	33.598	28.366 0.028	22.428	1'47.284 1'47.396	5	0.112
8	66 T. SYKES	GBR	Kawasaki ZX-10RR	22.830	33.444 0.157	28.577 0.054	22.488	1'47.339 1'47.550	8	0.211
9	91 L. HASLAM	GBR	Kawasaki ZX-10RR	22.983 0.109	33.503	28.338	22.554 0.076	1'47.378 1'47.563	9	0.185
10	22 A. LOWES	GBR	Yamaha YZF R1	22.867 0.160	33.587	28.314	22.631 0.178	1'47.399 1'47.737	13	0.338
11	21 M. RINALDI	ITA	Ducati Panigale R	22.810 0.081	33.502	28.606	22.598	1'47.516 1'47.597	11	0.081
12	54 T. RAZGATLIOGLU	TUR	Kawasaki ZX-10RR	22.871 0.118	33.689 0.065	28.493	22.503	1'47.556 1'47.739	14	0.183
13	50 E. LAVERTY	IRL	Aprilia RSV4 RF	22.821 0.050	33.656 0.008	28.584 0.013	22.508 0.023	1'47.569 1'47.663	12	0.094
14	76 L. BAZ	FRA	BMW S 1000 RR	23.046	33.658 0.160	28.643 0.151	22.629	1'47.976 1'48.287	15	0.311
15	36 L. MERCADO	ARG	Kawasaki ZX-10RR	22.962	33.730 0.216	28.949	22.678	1'48.319 1'48.535	17	0.216
16	40 R. RAMOS	ESP	Kawasaki ZX-10RR	23.128	33.902 0.090	28.576	22.718 0.002	1'48.324 1'48.416	16	0.092
17	99 P. JACOBSEN	USA	Honda CBR1000RR	23.103	34.321 0.219	28.869	22.896 0.070	1'49.189 1'49.478	19	0.289
18	68 Y. HERNANDEZ	COL	Kawasaki ZX-10RR	23.321	34.222	28.862	22.925 0.025	1'49.330 1'49.355	18	0.025
19	37 O. JEZEK	CZE	Yamaha YZF R1	23.457	34.180 0.121	28.914 0.221	22.844	1'49.395 1'49.737	20	0.342
20	20 J. O'HALLORAN	AUS	Honda CBR1000RR	23.291	34.482	29.310 0.078	22.951 0.147	1'50.034 1'50.259	21	0.225
21	5 V. LEONOV	RUS	Kawasaki ZX-10RR	23.700 0.051	34.385 0.367	29.394 0.015	22.990 0.072	1'50.469 1'50.974	22	0.505
Overall Ideal Time				22.635	33.263	28.149	22.298	1'46.345		

11/05/2018

These data/results cannot be reproduced, stored and/or transmitted in whole or in part by any manner of electronic, mechanical, photocopying, recording, broadcasting or otherwise now known or herein after developed without the previous express consent by the copyright owner, except for reproduction in daily press and regular printed publications on sale to the public within 60 days of the event related to those data/results and always provided that copyright symbol appears together as follows below.

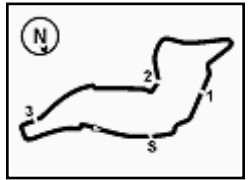
© DORNA WSBK ORGANIZATION Srl 2018

PIRELLI PERUGIA TIMING


Official Tyre Supplier



Official Timekeeper



Imola Circuit 4.936 m

PATA Italian Round, 11-12-13 May 2018 World Superbike - Chronological Analysis Free Practice 3rd Session

1° 7 C. DAVIES (1'46.686)						
Lap	Seg.1	Seg.2	Seg.3	Seg.4	Lap Time	Local Time
1					2'06.120P	16:05'30.896
2	34.564	37.204	30.518	23.834	2'10.217P	16:07'37.016
3	23.254	34.044	32.641	23.048	1'52.987	16:09'30.003
4	22.876	33.589	28.303	22.615	1'47.383	16:11'17.386
5	22.924	33.806	29.353	23.194	1'49.277	16:13'06.663
6	22.882	34.425	34.795	26.438	1'58.540	16:15'05.203
7	22.917	33.597	28.505	22.566	1'47.585	16:16'52.788
8	23.090	34.346	29.151	22.465	1'49.052	16:18'41.840
9	22.759	33.483	28.375	22.597	1'47.214	16:20'29.054
10	22.788	33.447	28.170	22.416	1'46.821	16:22'15.875
11	22.813	33.329	28.679	6'45.396	8'10.217P	16:30'26.092
12	34.195	35.153	30.829	23.244	2'03.421P	16:32'29.513
13	22.893	33.560	28.573	22.987	1'48.013	16:34'17.526
14	22.897	33.549	28.257	22.351	1'47.054	16:36'04.580
15	22.654	33.499	28.259	22.435	1'46.847	16:37'51.427
16	22.635	33.263	28.383	22.456	1'46.737	16:39'38.164
17	22.829	33.395	28.384	22.551	1'47.159	16:41'25.323
18	23.264	40.449	33.717	24.392	2'01.822	281.4 16:43'27.145
19	22.700	33.376	28.295	22.315	1'46.686	280.0 16:45'13.831

7	23.130	33.742	28.687	22.607	1'48.166	270.2	16:16'16.486
8	22.966	33.771	28.763	22.607	1'48.107	276.4	16:18'04.593
9	23.088	33.905	29.062	22.609	1'48.664C	271.5	16:19'53.257
10	23.070	33.700	28.741	22.578	1'48.089	274.3	16:21'41.346
11	25.150	36.685	30.323	9'46.270	11'18.428P	251.3	16:32'59.774
12	35.736	43.216	30.654	23.486	2'13.092CP		16:35'12.866
13	33.767	35.325	29.288	22.782	2'01.162C	168.1	16:37'14.028
14	22.976	33.598	28.394	22.428	1'47.396	274.3	16:39'01.424
15	26.810	35.848	28.834	22.798	1'54.290	268.2	16:40'55.714
16	22.950	33.656	28.446	22.651	1'47.703	273.6	16:42'43.417
17	23.029	33.623	28.366	22.547	1'47.565	275.0	16:44'30.982
18	22.892	33.604	28.502	22.526	1'47.524	275.7	16:46'18.506

2° 1 J. REA (1'46.686)						
Lap	Seg.1	Seg.2	Seg.3	Seg.4	Lap Time	Local Time
1		35.552	29.541	23.509	2:05.5	16:06'54.647
2	22.979	33.608	28.298	22.570	1'47.455	16:08'42.102
3	22.856	33.456	28.491	22.483	1'47.286	16:10'29.388
4	22.903	33.407	28.206	22.478	1'46.994	16:12'16.382
5	22.776	33.561	28.268	22.452	1'47.057	16:14'03.439
6	24.872	35.334	29.968	13'45.164	15'15.338P	227.5 16:29'18.777
7	36.702	37.156	29.133	22.639	2'05.630P	143.9 16:31'24.407
8	22.762	33.455	28.149	22.320	1'46.686	277.8 16:33'11.093
9	22.753	33.488	28.221	22.298	1'46.760	280.7 16:34'57.853
10	22.697	33.384	28.255	22.402	1'46.738	279.3 16:36'44.591
11	22.774	33.409	28.229	22.379	1'46.791	279.3 16:38'31.382
12	22.668	33.465	28.168	22.517	1'46.818	279.3 16:40'18.200

5° 60 M. VAN DER MARK (1'47.461)						
Lap	Seg.1	Seg.2	Seg.3	Seg.4	Lap Time	Local Time
1						16:04'52.464
2	36.467	35.243	29.391	23.185	2'04.286P	215.3 16:06'56.750
3	23.247	33.885	28.794	23.047	1'48.973	262.3 16:08'45.723
4	23.137	33.858	28.745	22.835	1'48.575	268.2 16:10'34.298
5	23.184	33.685	28.551	22.911	1'48.331	267.5 16:12'22.629
6	23.135	33.718	28.550	22.612	1'48.015	270.2 16:14'10.644
7	23.094	33.800	31.279	6'13.056	7'41.229P	268.8 16:21'51.873
8	33.839	34.564	29.033	22.895	2'00.331P	187.6 16:23'52.204
9	23.168	33.811	28.665	22.742	1'48.386	270.9 16:25'40.590
10	23.082	33.741	28.708	22.898	1'48.429	271.5 16:27'29.019
11	23.205	33.892	28.637	22.749	1'48.483	272.9 16:29'17.502
12	23.136	33.782	28.678	22.825	1'48.421	273.6 16:31'05.923
13	25.974	38.102	31.102	6'09.314	7'44.492P	270.2 16:38'50.415
14	37.618	34.508	28.571	22.670	2'03.367P	169.1 16:40'53.782
15	22.845	33.487	28.449	22.680	1'47.461	276.4 16:42'41.243
16	22.903	33.726	28.340	22.883	1'47.852	275.7 16:44'29.095
17	22.927	33.773	28.537	22.830	1'48.067	277.1 16:46'17.162

3° 33 M. MELANDRI (1'47.126)						
Lap	Seg.1	Seg.2	Seg.3	Seg.4	Lap Time	Local Time
1						16:05'04.415
2	40.068	36.726	34.866	24.043	2'15.703P	161.1 16:07'20.118
3	23.587	34.728	30.189	23.161	1'51.665	269.5 16:09'11.783
4	23.013	33.603	28.383	22.783	1'47.782	277.1 16:10'59.565
5	22.849	33.776	28.207	4'05.978	5'30.810P	278.5 16:16'30.375
6	37.495	44.857	30.144	23.309	2'15.805P	156.4 16:18'46.180
7	22.927	33.970	29.899	24.051	1'50.847	276.4 16:20'37.027
8	22.697	33.678	28.262	22.587	1'47.224	279.3 16:22'24.251
9	22.735	33.562	28.386	25.649	1'50.332	278.5 16:24'14.583
10	22.762	33.639	28.244	22.510	1'47.155	279.3 16:26'01.738
11	26.559	35.920	30.173	9'44.723	11'17.375P	277.1 16:37'19.113
12	33.925	35.079	28.845	22.965	2'00.814P	209.8 16:39'19.927
13	22.863	33.529	30.610	24.076	1'51.078	277.8 16:41'11.005
14	22.873	33.913	28.323	22.485	1'47.594	277.8 16:42'58.599
15	22.850	33.431	28.388	22.457	1'47.126	275.7 16:44'45.725
16	22.839	33.568	34.427	25.478	1'56.312	278.5 16:46'42.037

6° 12 X. FORES (1'47.529)						
Lap	Seg.1	Seg.2	Seg.3	Seg.4	Lap Time	Local Time
1						16:05'27.992
2	35.806	35.711	35.925	23.380	2'10.822P	205.5 16:07'38.814
3	23.142	34.027	28.799	22.897	1'48.865	266.2 16:09'27.679
4	23.059	33.800	28.473	23.236	1'48.568	268.2 16:11'16.247
5	22.959	34.099	28.874	22.828	1'48.760	266.8 16:13'05.007
6	22.980	34.042	28.505	22.768	1'48.295	270.2 16:14'53.302
7	22.945	33.944	28.638	22.797	1'48.324	270.9 16:16'41.626
8	23.041	39.588	31.143	10'43.804	12'17.576P	269.5 16:28'59.202
9	33.577	34.223	28.644	22.790	1'59.234P	210.7 16:30'58.436
10	22.774	33.736	28.472	22.547	1'47.529	275.7 16:32'45.965
11	22.800	33.644	28.351	3'21.710	4'46.505P	273.6 16:37'32.470
12	34.870	38.413	31.944	22.781	2'08.008P	193.3 16:39'40.478
13	22.705	33.652	28.480	22.714	1'47.551	276.4 16:41'28.029
14	22.746	33.625	28.570	22.659	1'47.600	275.0 16:43'15.629
15	22.851	33.693	29.602	24.045	1'50.191	276.4 16:45'05.820

4° 32 L. SAVADORI (1'47.396)						
Lap	Seg.1	Seg.2	Seg.3	Seg.4	Lap Time	Local Time
1						16:04'55.059
2	39.947	43.579	32.579	23.196	2'19.301P	167.0 16:07'14.360
3	23.589	33.854	28.704	22.858	1'49.005	263.6 16:09'03.365
4	23.102	33.700	28.811	22.627	1'48.240	272.2 16:10'51.605
5	23.091	33.939	28.812	22.751	1'48.593	267.5 16:12'40.198
6	23.126	33.770	28.481	22.745	1'48.122	270.9 16:14'28.320

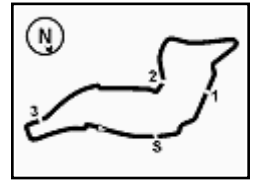
7° 66 T. SYKES (1'47.550)						
Lap	Seg.1	Seg.2	Seg.3	Seg.4	Lap Time	Local Time
1						16:07'31.781
2	36.314	35.830	29.618	23.639	2'05.401P	186.0 16:09'37.182
3	23.196	33.704	28.702	22.770	1'48.372	267.5 16:11'25.554
4	23.336	34.644	29.338	22.886	1'50.204	271.5 16:13'15.758
5	22.958	33.600	28.577	22.640	1'47.775	275.7 16:15'03.533
6	24.808	34.938	30.061	6'29.218	7'59.025P	270.9 16:23'02.558
7	33.973	34.356	29.200	22.829	2'00.358P	202.0 16:25'02.916
8	22.881	33.444	28.663	22.620	1'47.608	273.6 16:26'50.524
9	23.907	34.675	29.474	5'40.779	7'08.835P	275.0 16:33'59.359
10	33.242	34.003	28.717	22.898	1'58.860P	205.9 16:35'58.219
11	22.915	33.635	28.695	22.571	1'47.816	273.6 16:37'46.035

11/05/2018 P = Pits In/Out - C = Lap Time Cancelled

These data/results cannot be reproduced, stored and/or transmitted in whole or in part by any manner of electronic, mechanical, photocopying, recording, broadcasting or otherwise now known or herein after developed without the previous express consent by the copyright owner, except for reproduction in daily press and regular printed publications on sale to the public within 60 days of the event related to those data/results and always provided that copyright symbol appears together as follows below.

© DORNA WSBK ORGANIZATION Srl 2018





Imola Circuit 4.936 m

2 / 3

12	23.232	34.612	29.095	1'12.853	2'39.792P	272,2	16:40'25.827	3	23.198	33.911	28.772	23.083	1'48.964	272,2	16:11'47.601
13	34.793	34.477	28.895	23.202	2'01.367P	209,4	16:42'27.194	4	22.983	33.933	28.584	22.788	1'48.288	271,5	16:13'35.889
14	22.830	33.601	28.631	22.488	1'47.550	275,7	16:44'14.744	5	23.029	33.841	28.603	22.508	1'47.981	272,2	16:15'23.870

8° 91 L. HASLAM (1'47.563)							
Lap	Seg.1	Seg.2	Seg.3	Seg.4	Lap Time	km/h	Local Time
1							16:04'58.869
2	35.077	35.716	29.765	23.655	2'04.213P	200,5	16:07'03.082
3	23.486	34.201	29.257	23.057	1'50.001	266,2	16:08'53.083
4	23.375	33.935	28.865	23.031	1'49.206	267,5	16:10'42.289
5	23.237	33.894	31.446	23.536	1'52.113	268,8	16:12'34.402
6	23.269	33.906	31.004	6'19.458	7'47.637P	268,8	16:20'22.039
7	37.555	35.872	29.840	23.487	2'06.754P	196,5	16:22'28.793
8	23.188	33.678	38.868	23.751	1'59.485C	269,5	16:24'28.278
9	23.257	33.748	28.730	22.759	1'48.494	270,2	16:26'16.772
10	23.173	33.741	28.632	22.568	1'48.114	269,5	16:28'04.886
11	23.199	33.697	28.646	22.554	1'48.096	269,5	16:29'52.982
12	23.228	33.638	31.610	4'58.238	6'26.714P	270,9	16:36'19.696
13	35.161	36.624	28.859	22.611	2'03.255P	184,4	16:38'22.951
14	23.116	33.659	29.063	24.786	1'50.624	271,5	16:40'13.575
15	22.983	33.632	28.704	22.901	1'48.220	269,5	16:42'01.795
16	23.092	33.503	28.338	22.630	1'47.563	266,2	16:43'49.358
17	23.033	33.657	28.619	22.790	1'48.099	271,5	16:45'37.457

9° 81 J. TORRES (1'47.578)							
Lap	Seg.1	Seg.2	Seg.3	Seg.4	Lap Time	km/h	Local Time
1							16:04'51.485
2	38.041	35.799	29.613	23.366	2'06.819P	203,5	16:06'58.304
3	23.319	33.731	28.644	23.162	1'48.856	261,7	16:08'47.160
4	23.065	33.749	28.812	22.859	1'48.485	275,0	16:10'35.645
5	22.949	33.947	38.037	24.613	1'59.546C	272,2	16:12'35.191
6	23.109	33.732	29.415	23.035	1'49.291	272,2	16:14'24.482
7	23.020	33.627	28.793	22.935	1'48.375	275,0	16:16'12.857
8	23.107	33.566	28.603	23.008	1'48.284	273,6	16:18'01.141
9	23.226	34.037	28.868	6'57.975	8'24.106P	271,5	16:26'25.247
10	33.855	34.378	28.689	22.829	1'59.751P	204,3	16:28'24.998
11	22.994	33.550	28.622	22.893	1'48.059	275,7	16:30'13.057
12	23.019	33.698	28.683	22.593	1'47.993	275,7	16:32'01.050
13	23.116	34.205	28.864	3'36.890	5'03.075P	275,0	16:37'04.125
14	35.331	34.176	28.555	22.785	2'00.847P	160,8	16:39'04.972
15	22.893	33.810	28.549	22.608	1'47.860	277,8	16:40'52.832
16	22.995	33.496	28.441	23.616	1'48.548	275,7	16:42'41.380
17	23.149	33.584	28.746	23.138	1'48.617	275,0	16:44'29.997
18	23.027	33.567	28.264	22.720	1'47.578	277,8	16:46'17.575

10° 21 M. RINALDI (1'47.597)							
Lap	Seg.1	Seg.2	Seg.3	Seg.4	Lap Time	km/h	Local Time
1							16:05'31.347
2	34.432	36.213	30.303	23.518	2'04.466P	214,9	16:07'35.813
3	23.283	34.147	29.274	23.181	1'49.885	262,9	16:09'25.698
4	23.257	33.863	28.861	23.105	1'49.086	261,0	16:11'14.784
5	23.115	34.337	28.861	23.137	1'49.450	257,9	16:13'04.234
6	23.244	35.125	32.972	9'55.475	11'26.816P	257,9	16:24'31.050
7	33.209	34.758	29.595	23.145	2'00.707P	216,1	16:26'31.757
8	22.891	33.502	28.606	22.598	1'47.597	268,8	16:28'19.354
9	22.810	33.612	28.994	22.663	1'48.079	271,5	16:30'07.433
10	25.348	36.288	31.945	9'26.995	11'00.576P	209,8	16:41'08.009
11	35.774	34.764	35.846	26.420	2'12.804P	171,5	16:43'20.813
12	23.195	33.905	29.118	22.981	1'49.199	261,0	16:45'10.012

11° 50 E. LAVERTY (1'47.663)							
Lap	Seg.1	Seg.2	Seg.3	Seg.4	Lap Time	km/h	Local Time
1							16:07'53.272
2	36.310	36.138	29.721	23.196	2'05.365P	178,0	16:09'58.637

12° 22 A. LOWES (1'47.737)							
Lap	Seg.1	Seg.2	Seg.3	Seg.4	Lap Time	km/h	Local Time
1							16:06'55.405
2	23.153	33.787	28.853	22.885	1'48.678	261,7	16:08'44.083
3	23.305	34.001	28.697	22.665	1'48.668	264,2	16:10'32.751
4	23.104	33.832	28.570	22.828	1'48.334	267,5	16:12'21.085
5	23.153	33.719	28.601	22.637	1'48.110	267,5	16:14'09.195
6	23.009	33.891	28.493	22.631	1'48.024	272,9	16:15'57.219
7	26.905	35.375	29.066	24.093	1'55.439	266,8	16:17'52.658
8	23.230	34.031	28.830	23.094	1'49.185	268,2	16:19'41.843
9	23.264	34.105	28.810	22.935	1'49.114	270,2	16:21'30.957
10	23.109	33.919	28.806	23.047	1'48.881	272,2	16:23'19.838
11	23.215	33.836	28.735	22.810	1'48.596	272,2	16:25'08.434
12	24.234	38.159	33.377	5'57.192	7'32.962P	265,5	16:32'41.396
13	34.593	37.279	30.034	23.188	2'05.094P	203,1	16:34'46.490
14	23.029	33.604	28.510	22.553	1'47.696C	275,7	16:36'34.186
15	22.867	33.596	28.369	22.591	1'47.423C	272,2	16:38'21.609
16	25.336	36.475	30.968	2'34.802	4'07.581P	251,3	16:42'29.190
17	37.888	35.458	29.673	22.838	2'05.857P	203,1	16:44'35.047
18	23.027	33.587	28.314	22.809	1'47.737	269,5	16:46'22.784

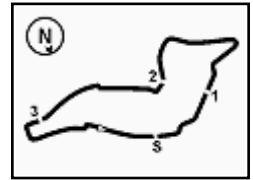
13° 54 T. RAZGATLIOGLU (1'47.739)							
Lap	Seg.1	Seg.2	Seg.3	Seg.4	Lap Time	km/h	Local Time
1							16:07'00.535
2	23.264	34.015	28.834	23.013	1'49.126	271,5	16:08'49.661
3	23.300	34.707	28.942	23.003	1'49.952	258,5	16:10'39.613
4	23.265	33.806	28.847	22.879	1'48.797	270,9	16:12'28.410
5	23.156	34.009	28.797	22.731	1'48.693	272,9	16:14'17.103
6	23.158	34.048	38.048	8'10.136	9'45.390P	271,5	16:24'02.493
7	33.724	35.449	29.060	22.911	2'01.144P	209,0	16:26'03.637
8	23.153	33.825	28.856	22.852	1'48.686	270,2	16:27'52.323
9	23.091	33.765	28.748	22.629	1'48.233C	272,2	16:29'40.556
10	23.222	33.853	29.230	3'32.633	4'58.938P	268,2	16:34'39.494
11	36.326	35.291	29.847	24.150	2'05.614P	161,3	16:36'45.108
12	22.989	33.754	28.493	22.503	1'47.739	272,9	16:38'32.847
13	22.917	33.801	28.706	22.640	1'48.064	275,7	16:40'20.911
14	22.871	33.689	28.664	22.609	1'47.833	274,3	16:42'08.744
15	23.015	33.755	28.716	22.578	1'48.064	272,9	16:43'56.808
16	22.970	33.880	28.788	22.809	1'48.447	277,1	16:45'45.255

14° 76 L. BAZ (1'48.287)							
Lap	Seg.1	Seg.2	Seg.3	Seg.4	Lap Time	km/h	Local Time
1							16:04'46.071
2	41.248	35.490	29.686	23.328	2'09.752P	181,9	16:06'55.823
3	23.703	33.897	28.973	22.876	1'49.449	245,1	16:08'45.272
4	23.476	34.378	29.110	22.860	1'49.824	259,2	16:10'35.096
5	23.251	33.880	28.924	22.889	1'48.944	261,7	16:12'24.040
6	23.895	35.211	30.012	10'15.030	11'44.148P	257,9	16:24'08.188
7	32.977	36.499	30.079	23.037	2'02.592P	213,2	16:26'10.780
8	23.637	34.224	29.351	23.013	1'50.225	266,2	16:28'01.005
9	24.570	34.771	30.636	22.927	1'52.904	269,5	16:29'53.909

11/05/2018 P = Pits In/Out - C = Lap Time Cancelled

These data/results cannot be reproduced, stored and/or transmitted in whole or in part by any manner of electronic, mechanical, photocopying, recording, broadcasting or otherwise now known or herein after developed without the previous express consent by the copyright owner, except for reproduction in daily press and regular printed publications on sale to the public within 60 days of the event related to those data/results and always provided that copyright symbol appears together as follows below.

© DORNA WSBK ORGANIZATION Srl 2018



PATA Italian Round, 11-12-13 May 2018

World Superbike - Chronological Analysis Free Practice 3rd Session

Imola Circuit 4.936 m

3 / 3

10	23.364	33.846	29.018	22.844	1'49.072	264,9	16:31'42.981
11	23.821	35.316	29.886	4'39.280	6'08.303P	261,7	16:37'51.284
12	35.734	34.924	29.853	22.913	2'03.424P	167,6	16:39'54.708
13	23.154	33.658	28.912	22.887	1'48.611	270,2	16:41'43.319
14	23.046	33.818	28.794	22.629	1'48.287	268,8	16:43'31.606
15	23.128	33.759	28.643	22.860	1'48.390	271,5	16:45'19.996

15° 40 R. RAMOS (1'48.416)							
Lap	Seg.1	Seg.2	Seg.3	Seg.4	Lap Time	km/h	Local Time
1							16:05'05.692
2	33.960	35.353	29.333	23.046	2'01.692P	209,8	16:07'07.384
3	23.422	34.396	29.026	22.961	1'49.805	270,2	16:08'57.189
4	26.620	36.069	29.434	22.718	1'54.841	251,3	16:10'52.030
5	23.172	34.015	28.588	25.596	1'51.371	262,3	16:12'43.401
6	23.128	33.992	28.576	22.720	1'48.416	272,2	16:14'31.817
7	23.172	33.902	29.080	22.789	1'48.943	267,5	16:16'20.760
8	23.316	34.188	28.859	22.739	1'49.102	264,9	16:18'09.862

16° 36 L. MERCADO (1'48.535)							
Lap	Seg.1	Seg.2	Seg.3	Seg.4	Lap Time	km/h	Local Time
1							16:04'52.899
2	37.399	35.802	29.845	23.511	2'06.557P	188,9	16:06'59.456
3	23.417	34.141	29.374	22.884	1'49.816	258,5	16:08'49.272
4	23.537	34.408	31.358	24.335	1'53.638	257,9	16:10'42.910
5	23.163	33.828	29.117	22.916	1'49.024	262,3	16:12'31.934
6	22.963	33.730	29.021	23.642	1'49.356	273,6	16:14'21.290
7	24.635	34.790	29.564	6'24.291	7'53.280P	237,5	16:22'14.570
8	34.560	38.015	29.239	22.858	2'04.672P	160,1	16:24'19.242
9	23.093	34.068	1'05.960	10'30.430	12'33.551P	266,2	16:36'52.793
10	34.468	35.251	29.390	22.847	2'01.956P	188,9	16:38'54.749
11	23.304	34.308	29.117	22.750	1'49.479	271,5	16:40'44.228
12	23.207	34.214	29.127	23.051	1'49.599	266,8	16:42'33.827
13	23.191	34.269	29.166	22.809	1'49.435	270,9	16:44'23.262
14	22.962	33.946	28.949	22.678	1'48.535	271,5	16:46'11.797

17° 68 Y. HERNANDEZ (1'49.355)							
Lap	Seg.1	Seg.2	Seg.3	Seg.4	Lap Time	km/h	Local Time
1							16:04'59.635
2	34.835	36.276	30.018	23.870	2'04.999P	202,4	16:07'04.634
3	24.037	34.801	29.721	23.459	1'52.018	263,6	16:08'56.652
4	24.106	35.287	29.717	23.362	1'52.472	260,4	16:10'49.124
5	23.770	34.637	29.366	23.126	1'50.899	262,9	16:12'40.023
6	23.698	34.543	29.441	22.925	1'50.607	264,2	16:14'30.630
7	23.757	34.568	29.491	22.978	1'50.794	262,9	16:16'21.424
8	23.458	34.450	29.249	23.296	1'50.453C	266,8	16:18'11.877
9	23.728	34.627	29.283	8'56.609	10'24.247P	257,9	16:28'36.124
10	36.818	49.603	38.558	4'50.171	6'55.150P	163,0	16:35'31.274
11	38.384	35.779	29.732	23.198	2'07.093P	137,7	16:37'38.367
12	23.736	34.729	29.122	22.967	1'50.554	257,3	16:39'28.921
13	23.457	34.383	29.178	23.126	1'50.144	265,5	16:41'19.065
14	25.161	34.703	32.695	30.393	2'02.952	264,2	16:43'22.017
15	23.321	34.222	28.862	22.950	1'49.355	265,5	16:45'11.372

18° 99 P. JACOBSEN (1'49.478)							
Lap	Seg.1	Seg.2	Seg.3	Seg.4	Lap Time	km/h	Local Time
1							16:04'58.672
2	37.810	36.240	29.335	23.279	2'06.664P	169,4	16:07'05.336
3	23.518	38.185	30.624	23.165	1'55.492	257,3	16:09'00.828
4	23.299	34.738	28.897	23.001	1'49.935	274,3	16:10'50.763
5	23.439	34.655	29.053	23.040	1'50.187	264,9	16:12'40.950
6	23.233	34.411	29.485	22.896	1'50.025	274,3	16:14'30.975
7	24.748	34.930	29.436	22.984	1'52.098	240,7	16:16'23.073
8	23.103	34.540	28.869	22.966	1'49.478	271,5	16:18'12.551
9	24.338	35.670	30.030	8'03.082	9'33.120P	247,9	16:27'45.671

19° 37 O. JEZEK (1'49.737)							
Lap	Seg.1	Seg.2	Seg.3	Seg.4	Lap Time	km/h	Local Time
1							16:05'06.805
2	23.892	34.766	29.127	23.105	1'50.890	254,3	16:08'49.024
3	23.729	34.250	29.935	23.132	1'51.046	262,3	16:10'40.070
4	23.515	34.180	28.914	23.166	1'49.775	267,5	16:12'29.845
5	23.589	34.180	29.150	23.043	1'49.962	266,2	16:14'19.807
6	33.419	44.762	35.768	25'53.314	27'47.263P	172,9	16:42'07.070
7	36.503	37.865	31.339	23.156	2'08.863P	156,9	16:44'15.933
8	23.457	34.301	29.135	22.844	1'49.737	266,2	16:46'05.670

20° 20 J. O'HALLORAN (1'50.259)							
Lap	Seg.1	Seg.2	Seg.3	Seg.4	Lap Time	km/h	Local Time
1							16:05'06.805
2	38.845	39.404	32.691	24.629	2'15.569P	166,8	16:07'22.374
3	25.008	36.867	31.138	23.923	1'56.936	222,4	16:09'19.310
4	24.718	35.950	30.262	23.629	1'54.559	238,0	16:11'13.869
5	23.859	35.634	30.109	23.639	1'53.241	253,1	16:13'07.110
6	23.654	35.404	30.151	23.498	1'52.707	252,5	16:14'59.817
7	23.722	35.500	29.485	23.365	1'52.072	249,0	16:16'51.889
8	23.561	34.973	29.669	22.951	1'51.154	257,9	16:18'43.043
9	23.386	34.776	29.563	23.153	1'50.878	264,2	16:20'33.921
10	24.553	36.256	30.368	12'13.962	13'45.139P	238,0	16:34'19.060
11	37.096	37.758	30.807	23.602	2'09.263P	152,6	16:36'28.323
12	23.714	35.102	29.457	23.092	1'51.365	253,1	16:38'19.688
13	23.368	34.909	29.501	23.068	1'50.846	261,7	16:40'10.534
14	23.649	35.181	29.310	23.020	1'51.160	261,7	16:42'01.694
15	23.532	34.605	29.395	23.136	1'50.668	259,8	16:43'52.362
16	23.291	34.482	29.388	23.098	1'50.259	265,5	16:45'42.621

21° 5 V. LEONOV (1'50.974)							
Lap	Seg.1	Seg.2	Seg.3	Seg.4	Lap Time	km/h	Local Time
1							16:05'17.052
2	37.806	37.974	30.928	23.831	2'10.539P	183,8	16:07'27.591
3	24.066	34.914	29.649	23.299	1'51.928	263,6	16:09'19.519
4	24.093	34.919	29.590	22.990	1'51.592	253,1	16:11'11.111
5	23.950	36.326	30.534	23.409	1'54.219	263,6	16:13'05.330
6	23.700	34.714	29.446	23.296	1'51.156	268,2	16:14'56.486
7	24.497	35.737	30.499	12'07.675	13'38.408P	252,5	16:28'34.894
8	38.510	41.322	33.514	23.572	2'16.918P	158,0	16:30'51.812
9	23.751	34.752	29.409	23.062	1'50.974	266,2	16:32'42.786
10	23.759	34.840	29.687	7'17.041	8'45.327P	268,2	16:41'28.113
11	35.877	36.887	29.649	23.007	2'05.420P	195,8	16:43'33.533
12	23.753	34.385	29.394	23.495	1'51.027	268,2	16:45'24.560

22° 45 J. GAGNE							
Lap	Seg.1	Seg.2	Seg.3	Seg.4	Lap Time	km/h	Local Time
1							16:04'49.498
2	39.776	36.296	29.574	23.483	2'09.129P	187,6	16:06'58.627

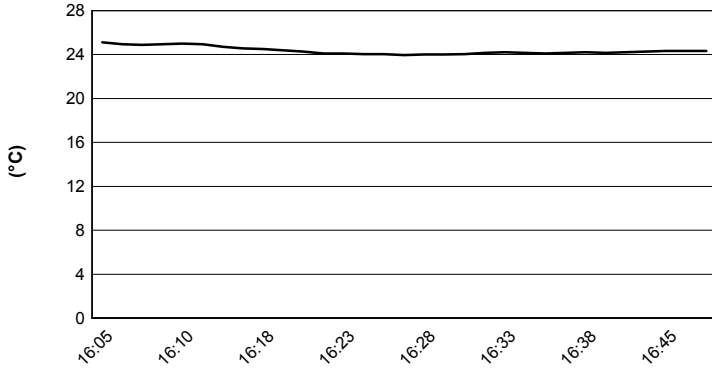
11/05/2018 P = Pits In/Out - C = Lap Time Cancelled

These data/results cannot be reproduced, stored and/or transmitted in whole or in part by any manner of electronic, mechanical, photocopying, recording, broadcasting or otherwise now known or herein after developed without the previous express consent by the copyright owner, except for reproduction in daily press and regular printed publications on sale to the public within 60 days of the event related to those data/results and always provided that copyright symbol appears together as follows below.

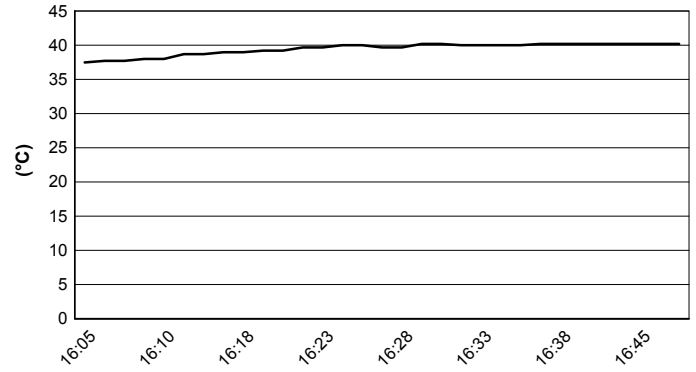
© DORNA WSBK ORGANIZATION Srl 2018

PATA Italian Round, 11-12-13 May 2018
World Superbike - Weather Report Free Practice 3rd Session
 Session started 16:05 - Session ended 16:47

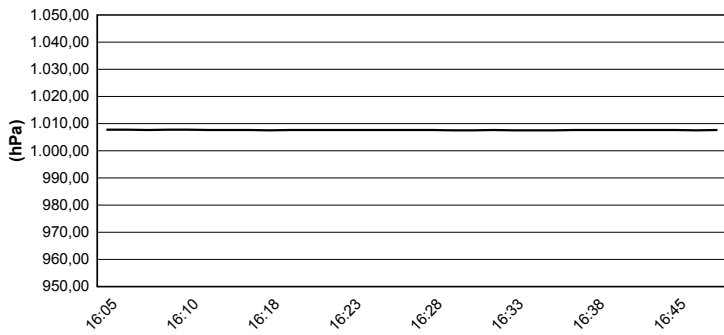
Air Temperature



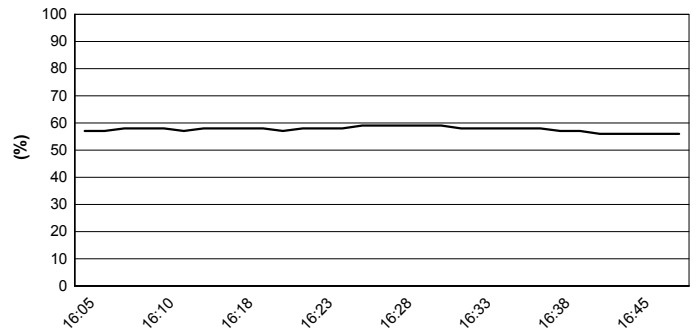
Track Temperature



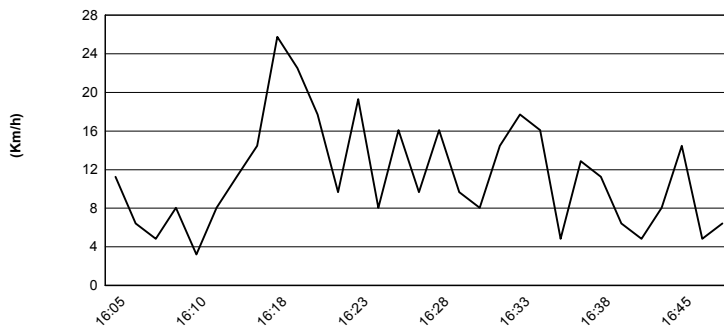
Air Pressure



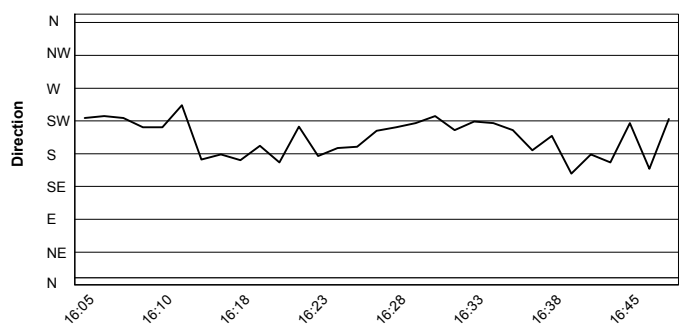
Humidity



Wind Speed



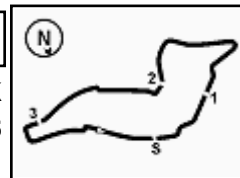
Wind Direction



11/05/2018

These data/results cannot be reproduced, stored and/or transmitted in whole or in part by any manner of electronic, mechanical, photocopying, recording, broadcasting or otherwise now known or herein after developed without the previous express consent by the copyright owner, except for reproduction in daily press and regular printed publications on sale to the public within 60 days of the event related to those data/results and always provided that copyright symbol appears together as follows below.

© DORNA WSBK ORGANIZATION Srl 2018



PATA Italian Round, 11-12-13 May 2018

World Superbike - Superpoles Entry List

Superpole 1

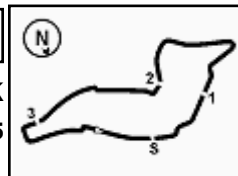
FPs Pos	No. Rider	Nat	Team	Bike	Time
11	50 E. LAVERTY	IRL	Milwaukee Aprilia	Aprilia RSV4 RF	1'47.663
12	22 A. LOWES	GBR	Pata Yamaha Official WorldSBK Team	Yamaha YZF R1	1'47.737
13	54 T. RAZGATLIOGLU	TUR	Kawasaki Puccetti Racing	Kawasaki ZX-10RR	1'47.739
14	76 L. BAZ	FRA	GULF ALTHEA BMW Racing Team	BMW S 1000 RR	1'48.287
15	40 R. RAMOS	ESP	Team GoEleven Kawasaki	Kawasaki ZX-10RR	1'48.416
16	36 L. MERCADO	ARG	Orelac Racing VerdNatura	Kawasaki ZX-10RR	1'48.535
17	45 J. GAGNE	USA	Red Bull Honda World Superbike Team	Honda CBR1000RR	1'49.024
18	68 Y. HERNANDEZ	COL	Team Pedercini Racing	Kawasaki ZX-10RR	1'49.355
19	99 P. JACOBSEN	USA	TripleM Honda World Superbike Team	Honda CBR1000RR	1'49.478
20	37 O. JEZEK	CZE	Guandalini Racing	Yamaha YZF R1	1'49.737
21	20 J. O'HALLORAN	AUS	Red Bull Honda World Superbike Team	Honda CBR1000RR	1'50.259
22	5 V. LEONOV	RUS	SPB Racing Team	Kawasaki ZX-10RR	1'50.974

Superpole 2

FPs Pos	No. Rider	Nat	Team	Bike	Time
1	7 C. DAVIES	GBR	Aruba.it Racing - Ducati	Ducati Panigale R	1'46.686
2	1 J. REA	GBR	Kawasaki Racing Team WorldSBK	Kawasaki ZX-10RR	1'46.686
3	33 M. MELANDRI	ITA	Aruba.it Racing - Ducati	Ducati Panigale R	1'47.126
4	32 L. SAVADORI	ITA	Milwaukee Aprilia	Aprilia RSV4 RF	1'47.396
5	60 M. VAN DER MARK	NED	Pata Yamaha Official WorldSBK Team	Yamaha YZF R1	1'47.461
6	66 T. SYKES	GBR	Kawasaki Racing Team WorldSBK	Kawasaki ZX-10RR	1'47.468
7	12 X. FORES	ESP	Barni Racing Team	Ducati Panigale R	1'47.529
8	91 L. HASLAM	GBR	Kawasaki Puccetti Racing	Kawasaki ZX-10RR	1'47.563
9	81 J. TORRES	ESP	MV Agusta Reparto Corse	MV Agusta 1000 F4	1'47.572
10	21 M. RINALDI	ITA	Aruba.it Racing - Junior Team	Ducati Panigale R	1'47.597

*
*

* These positions are assigned to the 1st and 2nd rider classified in Superpole 1
N.2 (Camier L.) has been declared unfit and substituted by N.20 (O'Halloran J.)



Imola Circuit 4.936 m

PATA Italian Round, 11-12-13 May 2018

World Superbike - Best Laps & Speeds

No.	Rider Bike	Nat	Best Lap		FP1		FP2		FP3									
			LL	SPD	LL	SPD	LL	SPD	LL	SPD								
1	J. REA Kawasaki ZX-10RR	GBR	1'46.686	40 280,7	1'46.951	12 278,5	1'47.038	17 280,7	11 280,7									
2	C. DAVIES Ducati Panigale R	GBR	1'46.686	51 284,4	1'47.241	17 281,4	1'47.473	16 284,4	18 281,4									
3	M. MELANDRI Ducati Panigale R	ITA	1'47.126	44 279,9	1'47.542	14 278,5	1'47.150	15 279,9	15 279,2									
4	L. SAVADORI Aprilia RSV4 RF	ITA	1'47.396	45 277,8	1'49.382	15 273,6	1'47.407	13 277,8	17 276,4									
5	M. VAN DER MARK Yamaha YZF R1	NED	1'47.461	48 277,1	1'48.232	16 269,5	1'48.315	16 276,4	16 277,1									
6	T. SYKES Kawasaki ZX-10RR	GBR	1'47.468	42 280,7	1'47.963	16 276,4	1'47.468	13 280,7	13 275,6									
7	X. FORES Ducati Panigale R	ESP	1'47.529	40 276,4	1'47.759	13 270,1	1'47.602	13 274,9	14 276,4									
8	L. HASLAM Kawasaki ZX-10RR	GBR	1'47.563	48 272,9	1'48.889	15 270,1	1'48.185	17 272,9	16 271,5									
9	J. TORRES MV Agusta 1000 F4	ESP	1'47.572	48 277,8	1'48.381	16 276,4	1'47.572	15 277,8	17 277,8									
10	M. RINALDI Ducati Panigale R	ITA	1'47.597	35 271,5	1'51.177	11 251,9	1'48.247	13 267,5	11 271,5									
11	E. LAVERTY Aprilia RSV4 RF	IRL	1'47.663	41 276,4	1'48.810	15 274,2	1'48.085	13 276,4	13 275,6									
12	A. LOWES Yamaha YZF R1	GBR	1'47.737	36 276,4	1'50.043	5 276,4	1'48.095	14 273,6	17 275,6									
13	T. RAZGATLIOGLU Kawasaki ZX-10RR	TUR	1'47.739	48 277,1	1'49.059	16 273,6	1'48.428	17 275,6	15 277,1									
14	L. BAZ BMW S 1000 RR	FRA	1'48.287	44 272,9	1'49.806	15 271,5	1'48.745	15 272,9	14 271,5									
15	R. RAMOS Kawasaki ZX-10RR	ESP	1'48.416	39 273,6	1'48.583	15 273,6	1'48.713	17 272,9	7 272,2									
16	L. MERCADO Kawasaki ZX-10RR	ARG	1'48.535	24 273,6	1'49.728	9 269,5	1'49.190	2 270,8	13 273,6									
17	J. GAGNE Honda CBR1000RR	USA	1'49.024	32 275,6	1'49.605	16 271,5	1'49.024	16 275,6										
18	Y. HERNANDEZ Kawasaki ZX-10RR	COL	1'49.355	45 270,1	1'52.462	17 264,8	1'50.128	14 270,1	14 266,8									
19	P. JACOBSEN Honda CBR1000RR	USA	1'49.478	34 274,2	1'49.779	15 274,2	1'49.909	8 267,5	11 274,2									
20	O. JEZEK Yamaha YZF R1	CZE	1'49.737	27 268,8	1'52.230	7 262,3	1'49.795	13 268,8	7 267,5									
21	J. O'HALLORAN Honda CBR1000RR	AUS	1'50.259	15 265,5					15 265,5									
22	V. LEONOV Kawasaki ZX-10RR	RUS	1'50.974	23 268,8	1'51.893	12 268,8			11 268,1									

11/05/2018

These data/results cannot be reproduced, stored and/or transmitted in whole or in part by any manner of electronic, mechanical, photocopying, recording, broadcasting or otherwise now known or herein after developed without the previous express consent by the copyright owner, except for reproduction in daily press and regular printed publications on sale to the public within 60 days of the event related to those data/results and always provided that copyright symbol appears together as follows below.

© DORNA WSBK ORGANIZATION Srl 2018

PIRELLI PERUGIA TIMING



Official Tyre Supplier



Official Timekeeper