

Imola Circuit 4.936 m

1 / 2

PATA Italian Round, 11-12-13 May 2018

World Superbike - Results Free Practice 4th Session

No.	Rider	Nat	Team	Bike	Class	Time	Gap	Rel.	Laps	Speed	
										Avg	Max
1	1 J. REA	GBR	Kawasaki Racing Team WorldSBK	Kawasaki ZX-10RR		1'46.354			9	167,080	280,7
2	66 T. SYKES	GBR	Kawasaki Racing Team WorldSBK	Kawasaki ZX-10RR		1'46.755	0.401	0.401	11	166,452	277,1
3	7 C. DAVIES	GBR	Aruba.it Racing - Ducati	Ducati Panigale R		1'46.907	0.553	0.152	11	166,215	282,9
4	12 X. FORES	ESP	Barni Racing Team	Ducati Panigale R	IND	1'47.378	1.024	0.471	11	165,486	280,0
5	91 L. HASLAM	GBR	Kawasaki Puccetti Racing	Kawasaki ZX-10RR	IND	1'47.432	1.078	0.054	11	165,403	275,0
6	81 J. TORRES	ESP	MV Agusta Reparto Corse	MV Agusta 1000 F4		1'47.517	1.163	0.085	10	165,272	277,8
7	21 M. RINALDI	ITA	Aruba.it Racing - Junior Team	Ducati Panigale R	IND	1'47.551	1.197	0.034	9	165,220	277,1
8	32 L. SAVADORI	ITA	Milwaukee Aprilia	Aprilia RSV4 RF		1'47.559	1.205	0.008	11	165,208	276,4
9	22 A. LOWES	GBR	Pata Yamaha Official WorldSBK Team	Yamaha YZF R1		1'47.782	1.428	0.223	11	164,866	274,3
10	60 M. VAN DER MARK	NED	Pata Yamaha Official WorldSBK Team	Yamaha YZF R1		1'48.117	1.763	0.335	11	164,355	277,1
11	36 L. MERCADO	ARG	Orelac Racing VerdNatura	Kawasaki ZX-10RR	IND	1'48.137	1.783	0.020	11	164,325	275,0
12	54 T. RAZGATLIOGLU	TUR	Kawasaki Puccetti Racing	Kawasaki ZX-10RR	IND	1'48.150	1.796	0.013	10	164,305	276,4
13	76 L. BAZ	FRA	GULF ALTHEA BMW Racing Team	BMW S 1000 RR		1'48.185	1.831	0.035	11	164,252	270,2
14	50 E. LAVERTY	IRL	Milwaukee Aprilia	Aprilia RSV4 RF		1'48.455	2.101	0.270	9	163,843	275,0
15	33 M. MELANDRI	ITA	Aruba.it Racing - Ducati	Ducati Panigale R		1'48.474	2.120	0.019	3	163,814	282,2
16	99 P. JACOBSEN	USA	TripleM Honda World Superbike Team	Honda CBR1000RR	IND	1'48.895	2.541	0.421	11	163,181	272,2
17	45 J. GAGNE	USA	Red Bull Honda World Superbike Team	Honda CBR1000RR		1'48.937	2.583	0.042	9	163,118	275,7
18	40 R. RAMOS	ESP	Team GoEleven Kawasaki	Kawasaki ZX-10RR	IND	1'49.555	3.201	0.618	4	162,198	268,8
19	37 O. JEZEK	CZE	Guandalini Racing	Yamaha YZF R1	IND	1'49.739	3.385	0.184	8	161,926	264,2
20	20 J. O'HALLORAN	AUS	Red Bull Honda World Superbike Team	Honda CBR1000RR		1'50.312	3.958	0.573	10	161,085	268,2
21	68 Y. HERNANDEZ	COL	Team Pedercini Racing	Kawasaki ZX-10RR	IND	1'50.588	4.234	0.276	9	160,683	271,5
22	5 V. LEONOV	RUS	SPB Racing Team	Kawasaki ZX-10RR	IND	1'51.022	4.668	0.434	9	160,055	270,9

Qualifying Lap Time (107% of 1'46.354): **1'53.800**

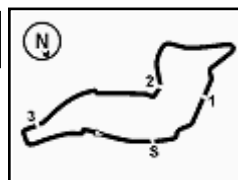
AIR	Humidity:	74%	Temp:	20°C
TRACK	Condition:	Dry	Temp:	26°C

Records	Pole (SP2)	2016	C.Davies	1'45.598	168,280	Km/h
	Race (RC1)	2017	C.Davies	1'46.393	167,020	Km/h
	Circuit (SP2)	2016	C.Davies	1'45.598	168,280	Km/h

Start 12/05/2018 08:45 End 09:07 The results are provisional until the end of the time limit for protests and appeals and the completion of the technical checks.

These data/results cannot be reproduced, stored and/or transmitted in whole or in part by any manner of electronic, mechanical, photocopying, recording, broadcasting or otherwise now known or herein after developed without the previous express consent by the copyright owner, except for reproduction in daily press and regular printed publications on sale to the public within 60 days of the event related to those data/results and always provided that copyright symbol appears together as follows below.

© DORNA WSBK ORGANIZATION Srl 2018



PATA Italian Round, 11-12-13 May 2018 World Superbike - Results Free Practice 4th Session

Session Highlights

Local Time	No. Rider	Description
08.45.00		Start
08.45.10		WorldSBK Pit Intervention Time: 1m 3secs
08.48.42	68 Y. HERNANDEZ	On the Gravel - Re-Joined - Turn 13
08.50.40	22 A. LOWES	On the Gravel - Re-Joined - Turn 15
08.50.49	68 Y. HERNANDEZ	Current Lap Cancelled - Exceeded Track Limits - Turn 22
08.51.10	68 Y. HERNANDEZ	Current Lap Cancelled - Exceeded Track Limits
08.52.12	33 M. MELANDRI	Crashed - Turn 7
08.55.04	40 R. RAMOS	On the Gravel - Re-Joined - Turn 10
09.05.04	32 L. SAVADORI	On the Gravel - Re-Joined - Turn 12
09.05.38	32 L. SAVADORI	Current Lap Cancelled - Exceeded Track Limits - Turn 22
09.07.44		End Of Session

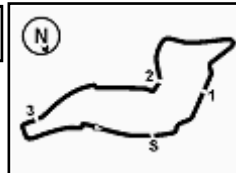
Fastest Laps Sequence

No.	Rider	Nat	Team	Bike	Local Time	Time	Gap	Avg
1	J. REA	GBR	Kawasaki Racing Team WorldSBK	Kawasaki ZX-10RR	08:48'40.437	1'47.429		165,408
1	J. REA	GBR	Kawasaki Racing Team WorldSBK	Kawasaki ZX-10RR	08:52'16.610	1'47.048	-0.381	165,997
1	J. REA	GBR	Kawasaki Racing Team WorldSBK	Kawasaki ZX-10RR	08:54'03.230	1'46.620	-0.428	166,663
1	J. REA	GBR	Kawasaki Racing Team WorldSBK	Kawasaki ZX-10RR	09:03'36.620	1'46.585	-0.035	166,718
1	J. REA	GBR	Kawasaki Racing Team WorldSBK	Kawasaki ZX-10RR	09:05'22.974	1'46.354	-0.231	167,080

12/05/2018 Start 08:45 End 09:07 The results are provisional until the end of the time limit for protests and appeals and the completion of the technical checks.

These data/results cannot be reproduced, stored and/or transmitted in whole or in part by any manner of electronic, mechanical, photocopying, recording, broadcasting or otherwise now known or herein after developed without the previous express consent by the copyright owner, except for reproduction in daily press and regular printed publications on sale to the public within 60 days of the event related to those data/results and always provided that copyright symbol appears together as follows below.

© DORNA WSBK ORGANIZATION Srl 2018



Imola Circuit 4.936 m

PATA Italian Round, 11-12-13 May 2018
World Superbike - Best Sectors & Speed Free Practice 4th Session

BEST LAP			
1	1 J. REA	Kawasaki ZX-10RR	1'46.354
2	66 T. SYKES	Kawasaki ZX-10RR	1'46.755
3	7 C. DAVIES	Ducati Panigale R	1'46.907
4	12 X. FORES	Ducati Panigale R	1'47.378
5	91 L. HASLAM	Kawasaki ZX-10RR	1'47.432
6	81 J. TORRES	MV Agusta 1000 F4	1'47.517
7	21 M. RINALDI	Ducati Panigale R	1'47.551
8	32 L. SAVADORI	Aprilia RSV4 RF	1'47.559
9	22 A. LOWES	Yamaha YZF R1	1'47.782
10	60 M. VAN DER MARK	Yamaha YZF R1	1'48.117
11	36 L. MERCADO	Kawasaki ZX-10RR	1'48.137
12	54 T. RAZGATLIOGLU	Kawasaki ZX-10RR	1'48.150
13	76 L. BAZ	BMW S 1000 RR	1'48.185
14	50 E. LAVERTY	Aprilia RSV4 RF	1'48.455
15	33 M. MELANDRI	Ducati Panigale R	1'48.474
16	99 P. JACOBSEN	Honda CBR1000RR	1'48.895
17	45 J. GAGNE	Honda CBR1000RR	1'48.937
18	40 R. RAMOS	Kawasaki ZX-10RR	1'49.555
19	37 O. JEZEK	Yamaha YZF R1	1'49.739
20	20 J. O'HALLORAN	Honda CBR1000RR	1'50.312
21	68 Y. HERNANDEZ	Kawasaki ZX-10RR	1'50.588
22	5 V. LEONOV	Kawasaki ZX-10RR	1'51.022

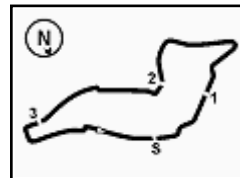
SPEED			
1	7 C. DAVIES	Ducati Panigale R	282,9
2	33 M. MELANDRI	Ducati Panigale R	282,2
3	1 J. REA	Kawasaki ZX-10RR	280,7
4	12 X. FORES	Ducati Panigale R	280,0
5	81 J. TORRES	MV Agusta 1000 F4	277,8
6	60 M. VAN DER MARK	Yamaha YZF R1	277,1
7	21 M. RINALDI	Ducati Panigale R	277,1
8	66 T. SYKES	Kawasaki ZX-10RR	277,1
9	54 T. RAZGATLIOGLU	Kawasaki ZX-10RR	276,4
10	32 L. SAVADORI	Aprilia RSV4 RF	276,4
11	45 J. GAGNE	Honda CBR1000RR	275,7
12	36 L. MERCADO	Kawasaki ZX-10RR	275,0
13	91 L. HASLAM	Kawasaki ZX-10RR	275,0
14	50 E. LAVERTY	Aprilia RSV4 RF	275,0
15	22 A. LOWES	Yamaha YZF R1	274,3
16	99 P. JACOBSEN	Honda CBR1000RR	272,2
17	68 Y. HERNANDEZ	Kawasaki ZX-10RR	271,5
18	5 V. LEONOV	Kawasaki ZX-10RR	270,9
19	76 L. BAZ	BMW S 1000 RR	270,2
20	40 R. RAMOS	Kawasaki ZX-10RR	268,8
21	20 J. O'HALLORAN	Honda CBR1000RR	268,2
22	37 O. JEZEK	Yamaha YZF R1	264,2

SEG. 1			SEG. 2			SEG. 3			SEG. 4		
1	7 C. DAVIES	22.633	1	66 T. SYKES	33.280	1	1 J. REA	28.130	1	1 J. REA	22.134
2	1 J. REA	22.645	2	1 J. REA	33.334	2	7 C. DAVIES	28.371	2	66 T. SYKES	22.274
3	66 T. SYKES	22.722	3	7 C. DAVIES	33.361	3	66 T. SYKES	28.392	3	7 C. DAVIES	22.358
4	21 M. RINALDI	22.733	4	91 L. HASLAM	33.419	4	81 J. TORRES	28.430	4	32 L. SAVADORI	22.449
5	12 X. FORES	22.790	5	81 J. TORRES	33.466	5	12 X. FORES	28.459	5	91 L. HASLAM	22.450
6	33 M. MELANDRI	22.805	6	21 M. RINALDI	33.482	6	32 L. SAVADORI	28.555	6	36 L. MERCADO	22.482
7	32 L. SAVADORI	22.855	7	32 L. SAVADORI	33.542	7	99 P. JACOBSEN	28.615	7	12 X. FORES	22.512
8	36 L. MERCADO	22.888	8	12 X. FORES	33.574	8	91 L. HASLAM	28.619	8	54 T. RAZGATLIOGLU	22.513
9	22 A. LOWES	22.922	9	22 A. LOWES	33.618	9	22 A. LOWES	28.634	9	22 A. LOWES	22.517
10	81 J. TORRES	22.928	10	60 M. VAN DER MARK	33.718	10	50 E. LAVERTY	28.666	10	81 J. TORRES	22.540
11	91 L. HASLAM	22.928	11	33 M. MELANDRI	33.742	11	60 M. VAN DER MARK	28.679	11	21 M. RINALDI	22.543
12	54 T. RAZGATLIOGLU	22.944	12	36 L. MERCADO	33.804	12	21 M. RINALDI	28.688	12	76 L. BAZ	22.550
13	60 M. VAN DER MARK	22.952	13	54 T. RAZGATLIOGLU	33.818	13	76 L. BAZ	28.695	13	50 E. LAVERTY	22.632
14	45 J. GAGNE	23.046	14	76 L. BAZ	33.822	14	54 T. RAZGATLIOGLU	28.700	14	33 M. MELANDRI	22.634
15	50 E. LAVERTY	23.086	15	50 E. LAVERTY	33.922	15	45 J. GAGNE	28.774	15	60 M. VAN DER MARK	22.673
16	76 L. BAZ	23.098	16	40 R. RAMOS	34.154	16	33 M. MELANDRI	28.831	16	40 R. RAMOS	22.686
17	99 P. JACOBSEN	23.100	17	37 O. JEZEK	34.164	17	36 L. MERCADO	28.912	17	37 O. JEZEK	22.841
18	20 J. O'HALLORAN	23.266	18	45 J. GAGNE	34.175	18	40 R. RAMOS	29.065	18	99 P. JACOBSEN	22.882
19	68 Y. HERNANDEZ	23.435	19	99 P. JACOBSEN	34.243	19	37 O. JEZEK	29.116	19	45 J. GAGNE	22.912
20	40 R. RAMOS	23.479	20	68 Y. HERNANDEZ	34.415	20	5 V. LEONOV	29.184	20	20 J. O'HALLORAN	23.005
21	37 O. JEZEK	23.521	21	5 V. LEONOV	34.447	21	68 Y. HERNANDEZ	29.290	21	5 V. LEONOV	23.072
22	5 V. LEONOV	23.679	22	20 J. O'HALLORAN	34.592	22	20 J. O'HALLORAN	29.296	22	68 Y. HERNANDEZ	23.154

12/05/2018

These data/results cannot be reproduced, stored and/or transmitted in whole or in part by any manner of electronic, mechanical, photocopying, recording, broadcasting or otherwise now known or herein after developed without the previous express consent by the copyright owner, except for reproduction in daily press and regular printed publications on sale to the public within 60 days of the event related to those data/results and always provided that copyright symbol appears together as follows below.

© DORNA WSBK ORGANIZATION Srl 2018



PATA Italian Round, 11-12-13 May 2018

World Superbike - Ideal Times Free Practice 4th Session

Imola Circuit 4.936 m

No.	Rider	Nat	Bike	Seg. 1	Seg. 2	Seg. 3	Seg. 4	Ideal Time		
				Diff. 1	Diff. 2	Diff. 3	Diff. 4	Best Lap	Pos.	Diff.
1	1 J. REA	GBR	Kawasaki ZX-10RR	22.645 0.082	33.334 0.003	28.130	22.134 0.026	1'46.243	1	0.111
2	66 T. SYKES	GBR	Kawasaki ZX-10RR	22.722 0.087	33.280	28.392	22.274	1'46.668	2	0.087
3	7 C. DAVIES	GBR	Ducati Panigale R	22.633 0.180	33.361	28.371	22.358 0.004	1'46.723	3	0.184
4	12 X. FORES	ESP	Ducati Panigale R	22.790 0.012	33.574	28.459 0.031	22.512	1'47.335	4	0.043
5	81 J. TORRES	ESP	MV Agusta 1000 F4	22.928	33.466 0.051	28.430 0.078	22.540 0.024	1'47.364	6	0.153
6	32 L. SAVADORI	ITA	Aprilia RSV4 RF	22.855	33.542 0.040	28.555 0.118	22.449	1'47.401	8	0.158
7	91 L. HASLAM	GBR	Kawasaki ZX-10RR	22.928	33.419	28.619	22.450 0.016	1'47.416	5	0.016
8	21 M. RINALDI	ITA	Ducati Panigale R	22.733	33.482 0.087	28.688 0.018	22.543	1'47.446	7	0.105
9	22 A. LOWES	GBR	Yamaha YZF R1	22.922	33.618 0.072	28.634 0.003	22.517 0.016	1'47.691	9	0.091
10	54 T. RAZGATLIOGLU	TUR	Kawasaki ZX-10RR	22.944 0.175	33.818	28.700	22.513	1'47.975	12	0.175
11	33 M. MELANDRI	ITA	Ducati Panigale R	22.805 0.462	33.742	28.831	22.634	1'48.012	15	0.462
12	60 M. VAN DER MARK	NED	Yamaha YZF R1	22.952	33.718	28.679	22.673 0.095	1'48.022	10	0.095
13	36 L. MERCADO	ARG	Kawasaki ZX-10RR	22.888	33.804	28.912 0.051	22.482	1'48.086	11	0.051
14	76 L. BAZ	FRA	BMW S 1000 RR	23.098 0.020	33.822	28.695	22.550	1'48.165	13	0.020
15	50 E. LAVERTY	IRL	Aprilia RSV4 RF	23.086 0.149	33.922	28.666	22.632	1'48.306	14	0.149
16	99 P. JACOBSEN	USA	Honda CBR1000RR	23.100	34.243 0.055	28.615	22.882	1'48.840	16	0.055
17	45 J. GAGNE	USA	Honda CBR1000RR	23.046	34.175	28.774	22.912 0.030	1'48.907	17	0.030
18	40 R. RAMOS	ESP	Kawasaki ZX-10RR	23.479 0.171	34.154	29.065	22.686	1'49.384	18	0.171
19	37 O. JEZEK	CZE	Yamaha YZF R1	23.521 0.097	34.164	29.116	22.841	1'49.642	19	0.097
20	20 J. O'HALLORAN	AUS	Honda CBR1000RR	23.266 0.079	34.592	29.296	23.005 0.074	1'50.159	20	0.153
21	68 Y. HERNANDEZ	COL	Kawasaki ZX-10RR	23.435	34.415 0.032	29.290 0.259	23.154 0.003	1'50.294	21	0.294
22	5 V. LEONOV	RUS	Kawasaki ZX-10RR	23.679 0.304	34.447 0.112	29.184	23.072 0.224	1'50.382	22	0.640
Overall Ideal Time				22.633	33.280	28.130	22.134	1'46.177		

12/05/2018

These data/results cannot be reproduced, stored and/or transmitted in whole or in part by any manner of electronic, mechanical, photocopying, recording, broadcasting or otherwise now known or herein after developed without the previous express consent by the copyright owner, except for reproduction in daily press and regular printed publications on sale to the public within 60 days of the event related to those data/results and always provided that copyright symbol appears together as follows below.

© DORNA WSBK ORGANIZATION Srl 2018

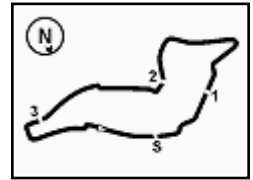
FICR PERUGIA TIMING



Official Tyre Supplier



Official Timekeeper



PATA Italian Round, 11-12-13 May 2018 World Superbike - Chronological Analysis Free Practice 4th Session

Imola Circuit 4.936 m

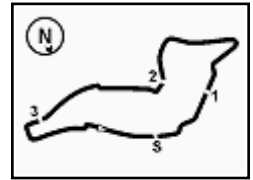
2 / 3

Lap	Seg.1	Seg.2	Seg.3	Seg.4	Lap Time	km/h	Local Time
12	23.231	33.718	28.634	22.756	1'48.339	261,7	9:05'50.465
10° 60 M. VAN DER MARK (1'48.117)							
1							8:45'17.510
2	34.371	35.453	29.737	23.376	2'02.937P	209,0	8:47'20.447
3	23.393	34.329	29.054	23.006	1'49.782	277,1	8:49'10.229
4	23.353	34.219	29.019	22.818	1'49.409	272,2	8:50'59.638
5	23.185	33.836	28.884	22.913	1'48.818	270,2	8:52'48.456
6	23.107	33.828	28.684	22.810	1'48.429	271,5	8:54'36.885
7	23.193	35.009	30.649	22.673	1'51.524	272,9	8:56'28.409
8	22.952	33.718	28.679	22.768	1'48.117	270,9	8:58'16.526
9	23.010	33.750	28.740	22.740	1'48.240	272,2	9:00'04.766
10	26.755	36.070	29.144	22.916	1'54.885	274,3	9:01'59.651
11	23.182	33.908	28.975	22.718	1'48.783	275,0	9:03'48.434
12	23.244	34.013	28.815	23.046	1'49.118	272,9	9:05'37.552
15° 33 M. MELANDRI (1'48.474)							
1							8:45'21.602
2	38.314	39.792	31.223	25.340	2'14.669P	202,4	8:47'36.271
3	24.405	36.321	33.758	23.166	1'57.650	250,2	8:49'33.921
4	23.267	33.742	28.831	22.634	1'48.474	282,2	8:51'22.395
11° 36 L. MERCADO (1'48.137)							
1							8:44'55.550
2	36.817	37.946	32.317	23.887	2'10.967P	196,1	8:47'06.517
3	23.808	42.122	30.135	22.908	1'58.973	263,6	8:49'05.490
4	23.129	34.207	29.328	22.759	1'49.423	272,9	8:50'54.913
5	23.024	34.084	29.329	22.753	1'49.190	270,9	8:52'44.103
6	28.119	39.091	29.263	22.923	1'59.396	246,7	8:54'43.499
7	23.113	34.050	28.970	22.732	1'48.865	267,5	8:56'32.364
8	22.949	34.090	28.912	22.487	1'48.438	270,9	8:58'20.802
9	22.888	33.804	28.963	22.482	1'48.137	275,0	9:00'08.939
10	23.391	35.036	29.368	23.155	1'50.950	270,9	9:01'59.889
11	23.289	34.447	29.016	22.632	1'49.384	262,3	9:03'49.273
12	23.130	33.841	29.088	22.587	1'48.646	262,3	9:05'37.919
16° 99 P. JACOBSEN (1'48.895)							
1							8:45'06.120
2	35.738	37.097	30.179	23.779	2'06.793P	181,6	8:47'12.913
3	23.445	34.607	29.336	23.243	1'50.631	256,7	8:49'03.544
4	23.962	34.551	29.113	23.108	1'50.734	245,1	8:50'54.278
5	23.215	34.275	29.163	22.928	1'49.581	267,5	8:52'43.859
6	27.301	38.576	29.203	23.168	1'58.248	259,8	8:54'42.107
7	23.256	34.340	29.170	23.066	1'49.832	266,2	8:56'31.939
8	23.144	35.143	29.482	23.206	1'50.975	271,5	8:58'22.914
9	23.155	34.243	29.070	23.084	1'49.552	268,8	9:00'12.466
10	23.200	36.866	31.588	23.434	1'55.088	269,5	9:02'07.554
11	23.100	34.298	28.615	22.882	1'48.895	272,2	9:03'56.449
12	25.280	35.146	32.597	23.242	1'56.265	263,6	9:05'52.714
12° 54 T. RAZGATLIOGLU (1'48.150)							
1							8:46'40.960
2	35.667	39.537	29.812	24.124	2'09.140P	208,2	8:48'50.100
3	23.800	34.735	29.017	22.933	1'50.485	259,2	8:50'40.585
4	22.944	33.865	28.904	22.631	1'48.344	274,3	8:52'28.929
5	23.049	33.883	29.008	22.645	1'48.585	272,2	8:54'17.514
6	23.013	34.040	29.019	22.651	1'48.723	275,0	8:56'06.237
7	23.119	33.818	28.700	22.513	1'48.150	266,2	8:57'54.387
8	23.388	38.192	29.893	23.588	1'55.061	270,9	8:59'49.448
9	22.955	33.837	29.197	22.778	1'48.767	276,4	9:01'38.215
10	23.077	34.261	29.182	22.779	1'49.299	268,8	9:03'27.514
11	23.140	34.045	28.953	22.902	1'49.040	272,9	9:05'16.554
13° 76 L. BAZ (1'48.185)							
1							8:44'45.168
2	41.434	37.151	30.216	23.353	2'12.154P	187,6	8:46'57.322
3	23.478	34.142	29.299	22.935	1'49.854	259,8	8:48'47.176
4	23.475	34.156	29.292	22.930	1'49.853	259,8	8:50'37.029
5	23.098	33.896	28.937	22.641	1'48.572	266,2	8:52'25.601
6	23.153	33.981	28.865	22.734	1'48.733	262,3	8:54'14.334
7	23.989	36.596	29.116	22.786	1'52.487	264,2	8:56'06.821
8	23.118	33.822	28.695	22.550	1'48.185	267,5	8:57'55.006
9	23.171	37.289	29.947	23.150	1'53.557	264,2	8:59'48.563
10	23.249	34.085	29.270	22.907	1'49.511	270,2	9:01'38.074
11	23.529	34.844	29.054	22.778	1'50.205	262,9	9:03'28.279
12	23.126	33.843	28.956	22.654	1'48.579	267,5	9:05'16.858
14° 50 E. LAVERTY (1'48.455)							
1							8:44'51.024
18° 40 R. RAMOS (1'49.555)							
1							8:53'31.148
2	38.194	42.377	32.016	4'53.585	6'46.172P	172,4	9:00'17.320
3	33.552	35.046	29.568	23.168	2'01.334P	204,7	9:02'18.654
4	23.479	34.513	29.664	23.044	1'50.700	268,8	9:04'09.354
5	23.650	34.154	29.065	22.686	1'49.555	268,8	9:05'58.909
19° 37 O. JEZEK (1'49.739)							
1							8:45'00.587
2	34.900	36.945	31.450	23.814	2'07.109P	200,9	8:47'07.696
3	23.684	34.729	29.840	24.495	1'52.748	262,9	8:49'00.444
4	23.644	36.183	29.330	23.056	1'52.213	263,6	8:50'52.657
5	23.598	34.193	29.308	23.065	1'50.164	262,9	8:52'42.821
6	23.528	34.393	29.179	22.998	1'50.098	264,2	8:54'32.919
7	23.521	34.238	29.280	6'47.956	8'14.995P	262,9	9:02'47.914
8	34.969	37.431	31.284	23.567	2'07.251P	187,6	9:04'55.165
9	23.618	34.164	29.116	22.841	1'49.739	261,0	9:06'44.904

12/05/2018 P = Pits In/Out - C = Lap Time Cancelled

These data/results cannot be reproduced, stored and/or transmitted in whole or in part by any manner of electronic, mechanical, photocopying, recording, broadcasting or otherwise now known or herein after developed without the previous express consent by the copyright owner, except for reproduction in daily press and regular printed publications on sale to the public within 60 days of the event related to those data/results and always provided that copyright symbol appears together as follows below.

© DORNA WSBK ORGANIZATION Srl 2018



PATA Italian Round, 11-12-13 May 2018

World Superbike - Chronological Analysis Free Practice 4th Session

20° 20 J. O'HALLORAN (1'50.312)							
Lap	Seg.1	Seg.2	Seg.3	Seg.4	Lap Time	km/h	Local Time
1							8:44'45.881
2	41.823	37.847	31.549	2'04.692	3'55.911P	200,5	8:48'41.792
3	34.486	36.077	30.180	23.532	2'04.275P	189,3	8:50'46.067
4	23.552	34.946	29.974	23.242	1'51.714	260,4	8:52'37.781
5	23.466	34.958	29.706	23.070	1'51.200	259,8	8:54'28.981
6	23.528	34.684	29.585	23.204	1'51.001	268,2	8:56'19.982
7	23.266	34.746	29.443	23.005	1'50.460	257,9	8:58'10.442
8	23.324	35.455	34.302	23.258	1'56.339	265,5	9:00'06.781
9	24.207	35.228	30.009	23.236	1'52.680	259,8	9:01'59.461
10	23.580	34.651	29.510	23.111	1'50.852	259,8	9:03'50.313
11	23.345	34.592	29.296	23.079	1'50.312	254,9	9:05'40.625

21° 68 Y. HERNANDEZ (1'50.588)							
Lap	Seg.1	Seg.2	Seg.3	Seg.4	Lap Time	km/h	Local Time
1							8:44'56.632
2	35.425	36.784	30.394	23.764	2'06.367P	188,9	8:47'02.999
3	24.009	35.028	32.965	26.197	1'58.199	260,4	8:49'01.198
4	23.646	34.550	29.467	21.385	1'49.048C	251,9	8:50'50.246
5	28.249	34.419	29.342	23.466	1'55.476C	250,7	8:52'45.722
6	23.461	34.674	29.316	3'22.721	4'50.172P	266,8	8:57'35.894
7	34.944	35.280	29.725	23.362	2'03.311P	154,8	8:59'39.205
8	23.732	34.415	29.290	23.154	1'50.591	267,5	9:01'29.796
9	23.652	34.526	29.452	23.155	1'50.785	268,2	9:03'20.581
10	23.435	34.447	29.549	23.157	1'50.588	271,5	9:05'11.169

22° 5 V. LEONOV (1'51.022)							
Lap	Seg.1	Seg.2	Seg.3	Seg.4	Lap Time	km/h	Local Time
1							8:45'29.155
2	37.694	38.189	30.867	23.736	2'10.486P	184,1	8:47'39.641
3	24.071	34.650	31.169	24.103	1'53.993	251,3	8:49'33.634
4	23.983	34.559	29.184	23.296	1'51.022	264,2	8:51'24.656
5	23.723	34.693	29.742	23.072	1'51.230	270,9	8:53'15.886
6	23.839	34.447	29.744	23.148	1'51.178	260,4	8:55'07.064
7	24.060	34.944	30.809	4'09.755	5'39.568P	257,9	9:00'46.632
8	35.745	35.299	29.514	23.228	2'03.786P	183,8	9:02'50.418
9	23.679	34.546	29.686	23.536	1'51.447	268,2	9:04'41.865
10	24.101	34.943	29.916	23.594	1'52.554	265,5	9:06'34.419

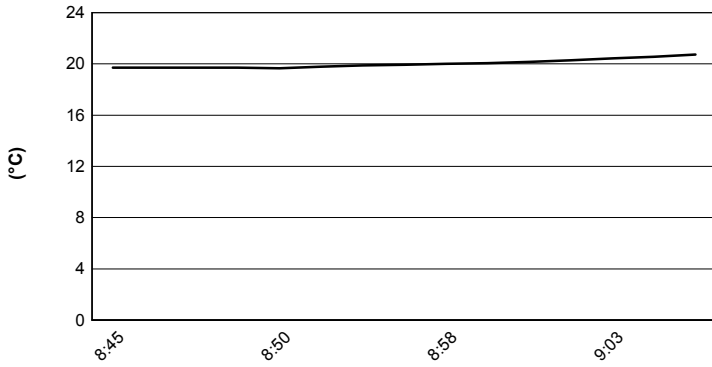
12/05/2018 P = Pits In/Out - C = Lap Time Cancelled

These data/results cannot be reproduced, stored and/or transmitted in whole or in part by any manner of electronic, mechanical, photocopying, recording, broadcasting or otherwise now known or herein after developed without the previous express consent by the copyright owner, except for reproduction in daily press and regular printed publications on sale to the public within 60 days of the event related to those data/results and always provided that copyright symbol appears together as follows below.

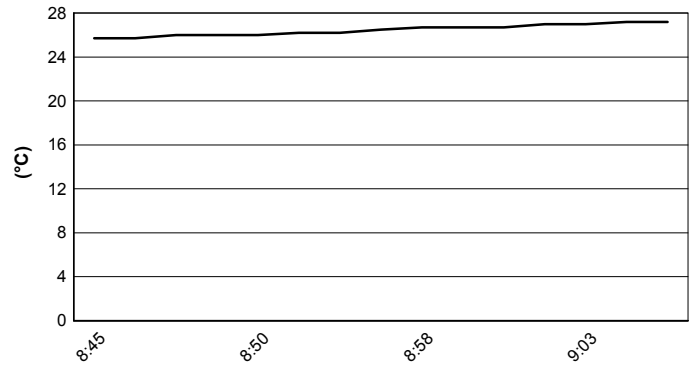
© DORNA WSBK ORGANIZATION Srl 2018

PATA Italian Round, 11-12-13 May 2018
World Superbike - Weather Report Free Practice 4th Session
 Session started 08:45 - Session ended 9:07

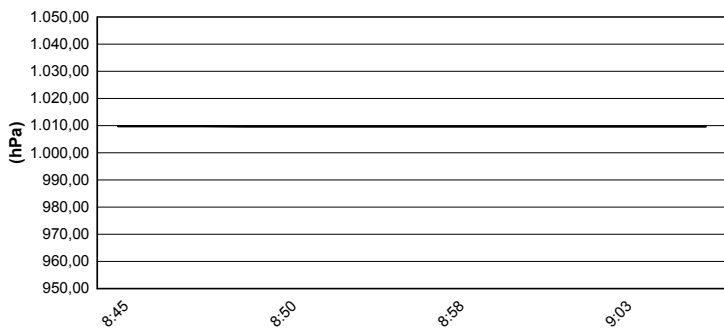
Air Temperature



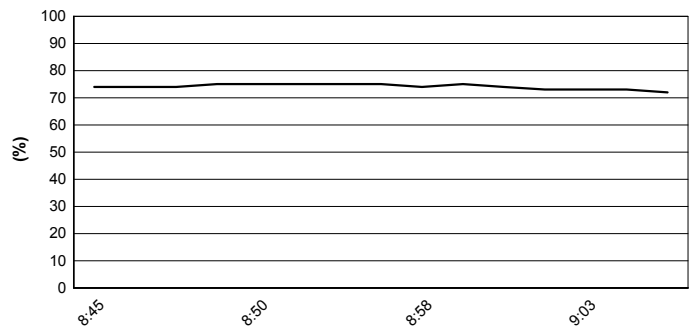
Track Temperature



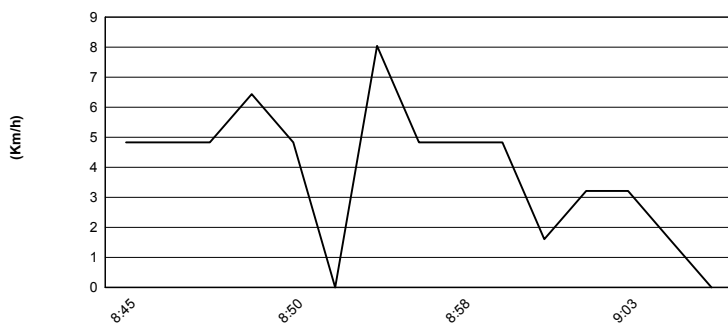
Air Pressure



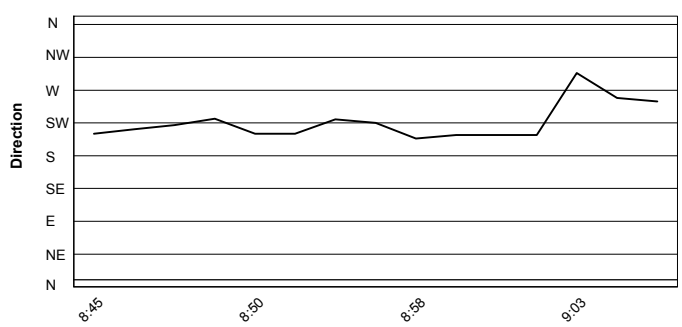
Humidity



Wind Speed



Wind Direction



12/05/2018

These data/results cannot be reproduced, stored and/or transmitted in whole or in part by any manner of electronic, mechanical, photocopying, recording, broadcasting or otherwise now known or herein after developed without the previous express consent by the copyright owner, except for reproduction in daily press and regular printed publications on sale to the public within 60 days of the event related to those data/results and always provided that copyright symbol appears together as follows below.

© DORNA WSBK ORGANIZATION Srl 2018