

PATA Italian Round, 11-12-13 May 2018

World Superbike - Free Practices & Superpole Combined Results

No.	Rider	Nat	Team	Bike	Class	FPs	LL	Superpole	Gap	Time	Avg
1	1 J. REA	GBR	Kawasaki Racing Team WorldSBK	Kawasaki ZX-10RR		1'46.686	40	1'45.797		1'45.797	167,959
2	66 T. SYKES	GBR	Kawasaki Racing Team WorldSBK	Kawasaki ZX-10RR		1'47.468	42	1'46.109	0.312	1'46.109	167,466
3	7 C. DAVIES	GBR	Aruba.it Racing - Ducati	Ducati Panigale R		1'46.686	51	1'46.162	0.365	1'46.162	167,382
4	33 M. MELANDRI	ITA	Aruba.it Racing - Ducati	Ducati Panigale R		1'47.126	44	1'46.227	0.430	1'46.227	167,280
5	12 X. FORES	ESP	Barni Racing Team	Ducati Panigale R	IND	1'47.529	40	1'46.689	0.892	1'46.689	166,555
6	50 E. LAVERTY	IRL	Milwaukee Aprilia	Aprilia RSV4 RF		1'47.663	41	1'46.692	0.895	1'46.692	166,550
7	81 J. TORRES	ESP	MV Agusta Reparto Corse	MV Agusta 1000 F4		1'47.572	48	1'46.820	1.023	1'46.820	166,351
8	21 M. RINALDI	ITA	Aruba.it Racing - Junior Team	Ducati Panigale R	IND	1'47.597	35	1'46.853	1.056	1'46.853	166,299
9	32 L. SAVADORI	ITA	Milwaukee Aprilia	Aprilia RSV4 RF		1'47.396	45	1'46.921	1.124	1'46.921	166,194
10	22 A. LOWES	GBR	Pata Yamaha Official WorldSBK Team	Yamaha YZF R1		1'47.737	36	1'47.115	1.318	1'47.115	165,893
11	91 L. HASLAM	GBR	Kawasaki Puccetti Racing	Kawasaki ZX-10RR	IND	1'47.563	48	1'47.547	1.750	1'47.547	165,226
12	60 M. VAN DER MARK	NED	Pata Yamaha Official WorldSBK Team	Yamaha YZF R1		1'47.461	48	1'47.710	1.913	1'47.710	164,976
13	76 L. BAZ	FRA	GULF ALTHEA BMW Racing Team	BMW S 1000 RR		1'48.287	44	1'47.776		1'47.776	164,875
14	54 T. RAZGATLIOGLU	TUR	Kawasaki Puccetti Racing	Kawasaki ZX-10RR	IND	1'47.739	48	1'48.020	0.244	1'48.020	164,503
15	40 R. RAMOS	ESP	Team GoEleven Kawasaki	Kawasaki ZX-10RR	IND	1'48.416	39	1'48.086	0.310	1'48.086	164,402
16	36 L. MERCADO	ARG	Orelac Racing VerdNatura	Kawasaki ZX-10RR	IND	1'48.535	24	1'48.138	0.362	1'48.138	164,323
17	99 P. JACOBSEN	USA	TripleM Honda World Superbike Team	Honda CBR1000RR	IND	1'49.478	34	1'48.313	0.537	1'48.313	164,058
18	20 J. O'HALLORAN	AUS	Red Bull Honda World Superbike Team	Honda CBR1000RR		1'50.259	15	1'48.411	0.635	1'48.411	163,910
19	45 J. GAGNE	USA	Red Bull Honda World Superbike Team	Honda CBR1000RR		1'49.024	33	1'48.518	0.742	1'48.518	163,748
20	37 O. JEZEK	CZE	Guandalini Racing	Yamaha YZF R1	IND	1'49.737	27	1'48.606	0.830	1'48.606	163,615
21	68 Y. HERNANDEZ	COL	Team Pedercini Racing	Kawasaki ZX-10RR	IND	1'49.355	45	1'48.958	1.182	1'48.958	163,087
22	5 V. LEONOV	RUS	SPB Racing Team	Kawasaki ZX-10RR	IND	1'50.974	25	1'50.062	2.286	1'50.062	161,451

12/05/2018

The results are provisional until the end of the time limit for protests and appeals and the completion of the technical checks.

These data/results cannot be reproduced, stored and/or transmitted in whole or in part by any manner of electronic, mechanical, photocopying, recording, broadcasting or otherwise now known or herein after developed without the previous express consent by the copyright owner, except for reproduction in daily press and regular printed publications on sale to the public within 60 days of the event related to those data/results and always provided that copyright symbol appears together as follows below.

© DORNA WSBK ORGANIZATION Srl 2018

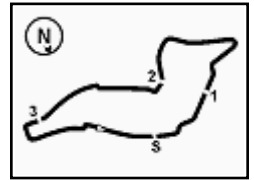
FICR PERUGIA TIMING



Official Tyre Supplier



Official Timekeeper




Imola Circuit 4.936 m

PATA Italian Round, 11-12-13 May 2018

World Superbike - Starting Grid - Race 1

19 Laps x 4,936 km = 93,784 km

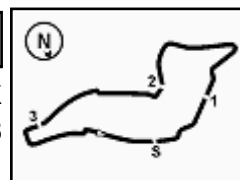


Pos	Number	Rider Name	Team	Time	SP
1	1	REA J.	Kawasaki	1'45.797	SP2
2	66	SYKES T.	Kawasaki	1'46.109	SP2
3	7	DAVIES C.	Ducati	1'46.162	SP2
4	33	MELANDRI M.	Ducati	1'46.227	SP2
5	12	FORES X.	Ducati	1'46.689	SP2
6	50	LAVERTY E.	Aprilia	1'46.692	SP2
7	81	TORRES J.	MV Agusta	1'46.820	SP2
8	21	RINALDI M.	Ducati	1'46.853	SP2
9	32	SAVADORI L.	Aprilia	1'46.921	SP2
10	22	LOWES A.	Yamaha	1'47.115	SP2
11	91	HASLAM L.	Kawasaki	1'47.547	SP2
12	60	VAN DER MARK M.	Yamaha	1'47.710	SP2
13	76	BAZ L.	BMW	1'47.776	SP1
14	54	RAZGATLIOGLU T.	Kawasaki	1'48.020	SP1
15	40	RAMOS R.	Kawasaki	1'48.086	SP1
16	36	MERCADO L.	Kawasaki	1'48.138	SP1
17	99	JACOBSEN P.	Honda	1'48.313	SP1
18	20	O'HALLORAN J.	Honda	1'48.411	SP1
19	45	GAGNE J.	Honda	1'48.518	SP1
20	37	JEZEK O.	Yamaha	1'48.606	SP1
21	68	HERNANDEZ Y.	Kawasaki	1'48.958	SP1
22	5	LEONOV V.	Kawasaki	1'50.062	SP1

12/05/2018 Jury President

..... Race Director





Imola Circuit 4.936 m

1 / 2

PATA Italian Round, 11-12-13 May 2018

World Superbike - Results Superpole 2

No.	Rider	Nat	Team	Bike	Class	Time	Gap	Rel.	Laps	Speed	
										Avg	Max
1	1 J. REA	GBR	Kawasaki Racing Team WorldSBK	Kawasaki ZX-10RR		1'45.797			6	167,959	279,3
2	66 T. SYKES	GBR	Kawasaki Racing Team WorldSBK	Kawasaki ZX-10RR		1'46.109	0.312	0.312	6	167,466	277,1
3	7 C. DAVIES	GBR	Aruba.it Racing - Ducati	Ducati Panigale R		1'46.162	0.365	0.053	6	167,382	280,7
4	33 M. MELANDRI	ITA	Aruba.it Racing - Ducati	Ducati Panigale R		1'46.227	0.430	0.065	6	167,280	280,7
5	12 X. FORES	ESP	Barni Racing Team	Ducati Panigale R	IND	1'46.689	0.892	0.462	7	166,555	275,0
6	50 E. LAVERTY	IRL	Milwaukee Aprilia	Aprilia RSV4 RF		1'46.692	0.895	0.003	6	166,550	277,8
7	81 J. TORRES	ESP	MV Agusta Reparto Corse	MV Agusta 1000 F4		1'46.820	1.023	0.128	7	166,351	275,0
8	21 M. RINALDI	ITA	Aruba.it Racing - Junior Team	Ducati Panigale R	IND	1'46.853	1.056	0.033	6	166,299	276,4
9	32 L. SAVADORI	ITA	Milwaukee Aprilia	Aprilia RSV4 RF		1'46.921	1.124	0.068	5	166,194	275,7
10	22 A. LOWES	GBR	Pata Yamaha Official WorldSBK Team	Yamaha YZF R1		1'47.115	1.318	0.194	7	165,893	273,6
11	91 L. HASLAM	GBR	Kawasaki Puccetti Racing	Kawasaki ZX-10RR	IND	1'47.547	1.750	0.432	6	165,226	272,2
12	60 M. VAN DER MARK	NED	Pata Yamaha Official WorldSBK Team	Yamaha YZF R1		1'47.710	1.913	0.163	6	164,976	275,7

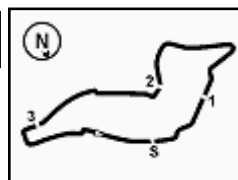
AIR	Humidity:	58%	Temp:	24°C
TRACK	Condition:	Dry	Temp:	36°C

Records	Pole (SP2)	2016	C.Davies	1'45.598	168,280	Km/h
	Race (RC1)	2017	C.Davies	1'46.393	167,020	Km/h
	Circuit (SP2)	2016	C.Davies	1'45.598	168,280	Km/h

Start 12/05/2018 10:55 End 11:12 The results are provisional until the end of the time limit for protests and appeals and the completion of the technical checks.

These data/results cannot be reproduced, stored and/or transmitted in whole or in part by any manner of electronic, mechanical, photocopying, recording, broadcasting or otherwise now known or herein after developed without the previous express consent by the copyright owner, except for reproduction in daily press and regular printed publications on sale to the public within 60 days of the event related to those data/results and always provided that copyright symbol appears together as follows below.

© DORNA WSBK ORGANIZATION Srl 2018



PATA Italian Round, 11-12-13 May 2018

World Superbike - Results Superpole 2

Session Highlights

Local Time	No. Rider	Description
10.55.00		Start
11.00.05	81 J. TORRES	Current Lap Cancelled - Exceeded Track Limits - Turn 14
11.00.21	66 T. SYKES	Lap Cancelled (1'46.540) - Exceeded Track Limits - Turn 22
11.00.26	32 L. SAVADORI	Current Lap Cancelled - Exceeded Track Limits - Turn 22
11.00.39	32 L. SAVADORI	Current Lap Cancelled - Exceeded Track Limits
11.00.49	33 M. MELANDRI	On the Gravel - Re-Joined - Turn 15
11.01.25	7 C. DAVIES	Crashed - Turn 22
11.02.39	7 C. DAVIES	Re-joined
11.12.41		End Of Session

Fastest Laps Sequence

No.	Rider	Nat	Team	Bike	Local Time	Time	Gap	Avg
1	J. REA	GBR	Kawasaki Racing Team WorldSBK	Kawasaki ZX-10RR	10:58'39.764	1'47.018		166,043
1	J. REA	GBR	Kawasaki Racing Team WorldSBK	Kawasaki ZX-10RR	11:00'26.182	1'46.418	-0.600	166,979
33	M. MELANDRI	ITA	Aruba.it Racing - Ducati	Ducati Panigale R	11:08'48.213	1'46.227	-0.191	167,280
66	T. SYKES	GBR	Kawasaki Racing Team WorldSBK	Kawasaki ZX-10RR	11:09'41.734	1'46.109	-0.118	167,466
1	J. REA	GBR	Kawasaki Racing Team WorldSBK	Kawasaki ZX-10RR	11:10'07.169	1'45.797	-0.312	167,959

Start 10:55 End 11:12 The results are provisional until the end of the time limit for protests and appeals and the completion of the technical checks.

These data/results cannot be reproduced, stored and/or transmitted in whole or in part by any manner of electronic, mechanical, photocopying, recording, broadcasting or otherwise now known or herein after developed without the previous express consent by the copyright owner, except for reproduction in daily press and regular printed publications on sale to the public within 60 days of the event related to those data/results and always provided that copyright symbol appears together as follows below.

© DORNA WSBK ORGANIZATION Srl 2018

PATA Italian Round, 11-12-13 May 2018 World Superbike - Best Sectors & Speed Superpole 2

BEST LAP			
1	1 J. REA	Kawasaki ZX-10RR	1'45.797
2	66 T. SYKES	Kawasaki ZX-10RR	1'46.109
3	7 C. DAVIES	Ducati Panigale R	1'46.162
4	33 M. MELANDRI	Ducati Panigale R	1'46.227
5	12 X. FORES	Ducati Panigale R	1'46.689
6	50 E. LAVERTY	Aprilia RSV4 RF	1'46.692
7	81 J. TORRES	MV Agusta 1000 F4	1'46.820
8	21 M. RINALDI	Ducati Panigale R	1'46.853
9	32 L. SAVADORI	Aprilia RSV4 RF	1'46.921
10	22 A. LOWES	Yamaha YZF R1	1'47.115
11	91 L. HASLAM	Kawasaki ZX-10RR	1'47.547
12	60 M. VAN DER MARK	Yamaha YZF R1	1'47.710

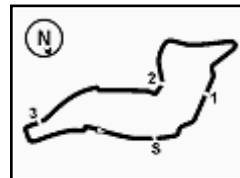
SPEED			
1	7 C. DAVIES	Ducati Panigale R	280,7
2	33 M. MELANDRI	Ducati Panigale R	280,7
3	1 J. REA	Kawasaki ZX-10RR	279,3
4	50 E. LAVERTY	Aprilia RSV4 RF	277,8
5	66 T. SYKES	Kawasaki ZX-10RR	277,1
6	21 M. RINALDI	Ducati Panigale R	276,4
7	60 M. VAN DER MARK	Yamaha YZF R1	275,7
8	32 L. SAVADORI	Aprilia RSV4 RF	275,7
9	12 X. FORES	Ducati Panigale R	275,0
10	81 J. TORRES	MV Agusta 1000 F4	275,0
11	22 A. LOWES	Yamaha YZF R1	273,6
12	91 L. HASLAM	Kawasaki ZX-10RR	272,2

SEG. 1		SEG. 2		SEG. 3		SEG. 4		
1	21 M. RINALDI	22.529	1	7 C. DAVIES	33.065	1	1 J. REA	22.073
2	1 J. REA	22.562	2	1 J. REA	33.066	2	7 C. DAVIES	22.222
3	66 T. SYKES	22.601	3	66 T. SYKES	33.084	3	33 M. MELANDRI	22.262
4	33 M. MELANDRI	22.602	4	21 M. RINALDI	33.211	4	7 C. DAVIES	22.266
5	7 C. DAVIES	22.698	5	33 M. MELANDRI	33.221	5	12 X. FORES	22.340
6	12 X. FORES	22.717	6	32 L. SAVADORI	33.281	6	50 E. LAVERTY	22.344
7	50 E. LAVERTY	22.749	7	81 J. TORRES	33.295	7	22 A. LOWES	22.358
8	81 J. TORRES	22.779	8	12 X. FORES	33.346	8	32 L. SAVADORI	22.378
9	32 L. SAVADORI	22.799	9	50 E. LAVERTY	33.380	9	81 J. TORRES	22.429
10	22 A. LOWES	22.884	10	22 A. LOWES	33.391	10	91 L. HASLAM	22.472
11	60 M. VAN DER MARK	22.899	11	60 M. VAN DER MARK	33.437	11	21 M. RINALDI	22.547
12	91 L. HASLAM	22.967	12	91 L. HASLAM	33.507	12	60 M. VAN DER MARK	22.711

12/05/2018

These data/results cannot be reproduced, stored and/or transmitted in whole or in part by any manner of electronic, mechanical, photocopying, recording, broadcasting or otherwise now known or herein after developed without the previous express consent by the copyright owner, except for reproduction in daily press and regular printed publications on sale to the public within 60 days of the event related to those data/results and always provided that copyright symbol appears together as follows below.

© DORNA WSBK ORGANIZATION Srl 2018



Imola Circuit 4.936 m

PATA Italian Round, 11-12-13 May 2018

World Superbike - Ideal Times Superpole 2

No.	Rider	Nat	Bike	Seg. 1	Seg. 2	Seg. 3	Seg. 4	Ideal Time		
				Diff. 1	Diff. 2	Diff. 3	Diff. 4	Best Lap	Pos.	Diff.
1	1 J. REA	GBR	Kawasaki ZX-10RR	22.562	33.066	28.096	22.073	1'45.797		
2	66 T. SYKES	GBR	Kawasaki ZX-10RR	22.601	33.084	28.202	22.222	1'46.109	1	
3	7 C. DAVIES	GBR	Ducati Panigale R	22.698	33.065	28.133	22.266	1'46.162	2	
4	33 M. MELANDRI	ITA	Ducati Panigale R	22.602	33.221	28.142	22.262	1'46.227	3	
5	12 X. FORES	ESP	Ducati Panigale R	22.717 0.008	33.346	28.278	22.340	1'46.681	4	0.008
6	50 E. LAVERTY	IRL	Aprilia RSV4 RF	22.749	33.380	28.219	22.344	1'46.692	5	
7	21 M. RINALDI	ITA	Ducati Panigale R	22.529	33.211 0.061	28.458 0.047	22.547	1'46.745	6	
8	32 L. SAVADORI	ITA	Aprilia RSV4 RF	22.799 0.050	33.281 0.069	28.344	22.378	1'46.802	7	0.108
9	81 J. TORRES	ESP	MV Agusta 1000 F4	22.779	33.295	28.317	22.429	1'46.820	8	0.119
10	22 A. LOWES	GBR	Yamaha YZF R1	22.884	33.391	28.315 0.167	22.358	1'46.948	9	0.167
11	91 L. HASLAM	GBR	Kawasaki ZX-10RR	22.967 0.066	33.507	28.499 0.036	22.472	1'47.445	10	0.102
12	60 M. VAN DER MARK	NED	Yamaha YZF R1	22.899 0.176	33.437	28.487	22.711	1'47.534	11	0.176
Overall Ideal Time				22.529	33.065	28.096	22.073	1'45.763	12	

12/05/2018

These data/results cannot be reproduced, stored and/or transmitted in whole or in part by any manner of electronic, mechanical, photocopying, recording, broadcasting or otherwise now known or herein after developed without the previous express consent by the copyright owner, except for reproduction in daily press and regular printed publications on sale to the public within 60 days of the event related to those data/results and always provided that copyright symbol appears together as follows below.

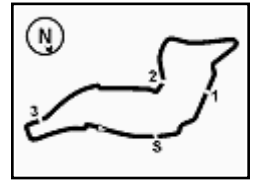
© DORNA WSBK ORGANIZATION Srl 2018

FIAT PERUGIA TIMING


Official Tyre Supplier



Official Timekeeper



Imola Circuit 4.936 m

PATA Italian Round, 11-12-13 May 2018 World Superbike - Chronological Analysis Superpole 2

1° 1 J. REA (1'45.797)							
Lap	Seg.1	Seg.2	Seg.3	Seg.4	Lap Time	km/h	Local Time
1							10:54'47.659
2	37.186	34.888	30.298	22.715	2'05.087P	209,0	10:56'52.746
3	22.855	33.478	28.429	22.256	1'47.018	276,4	10:58'39.764
4	22.747	33.341	28.166	22.164	1'46.418	277,1	11:00'26.182
5	25.103	35.549	29.783	4'24.997	5'55.432P	249,0	11:06'21.614
6	32.609	34.687	29.767	22.695	1'59.758P	211,5	11:08'21.372
7	22.562	33.066	28.096	22.073	1'45.797	279,3	11:10'07.169

2° 66 T. SYKES (1'46.109)							
Lap	Seg.1	Seg.2	Seg.3	Seg.4	Lap Time	km/h	Local Time
1							10:55'31.004
2	35.415	34.734	28.975	22.907	2'02.031P	185,1	10:57'33.035
3	22.796	33.172	28.223	22.349	1'46.540C	272,9	10:59'19.575
4	23.266	35.202	29.470	5'08.128	6'36.066P	269,5	11:05'55.641
5	33.866	34.481	29.005	22.632	1'59.984P	200,5	11:07'55.625
6	22.601	33.084	28.202	22.222	1'46.109	277,1	11:09'41.734
7	22.774	35.238	33.819	29.247	2'01.078	275,0	11:11'42.812

3° 7 C. DAVIES (1'46.162)							
Lap	Seg.1	Seg.2	Seg.3	Seg.4	Lap Time	km/h	Local Time
1							10:55'42.411
2	34.405	35.589	29.707	23.190	2'02.891P	201,3	10:57'45.302
3	22.771	33.311	28.514	22.482	1'47.078	277,8	10:59'32.380
4	22.747	33.479	28.298	1'41.184	3'05.708	280,0	11:02'38.088
5	26.792	35.358	29.801	2'32.425	4'04.376P	202,4	11:06'42.464
6	42.213	35.766	30.217	22.671	2'10.867P	144,5	11:08'53.331
7	22.698	33.065	28.133	22.266	1'46.162	280,7	11:10'39.493

4° 33 M. MELANDRI (1'46.227)							
Lap	Seg.1	Seg.2	Seg.3	Seg.4	Lap Time	km/h	Local Time
1							10:55'05.310
2	39.177	35.671	29.730	22.861	2'07.439P	202,8	10:57'12.749
3	22.687	33.862	28.461	22.538	1'47.548	278,5	10:59'00.297
4	22.650	33.505	35.634	4'23.972	5'55.761P	279,3	11:04'56.058
5	36.081	36.453	29.995	23.399	2'05.928P	192,6	11:07'01.986
6	22.602	33.221	28.142	22.262	1'46.227	280,7	11:08'48.213
7	22.714	33.449	34.451	25.187	1'55.801	278,5	11:10'44.014

5° 12 X. FORES (1'46.689)							
Lap	Seg.1	Seg.2	Seg.3	Seg.4	Lap Time	km/h	Local Time
1							10:55'07.174
2	34.216	34.727	28.812	23.390	2'01.145P	216,1	10:57'08.319
3	22.935	33.688	28.759	22.683	1'48.065	268,2	10:58'56.384
4	22.848	33.474	28.454	22.476	1'47.252	270,9	11:00'43.636
5	23.099	33.967	28.993	3'23.794	4'49.853P	261,7	11:05'33.489
6	37.712	36.079	29.270	22.513	2'05.574P	149,1	11:07'39.063
7	22.725	33.346	28.278	22.340	1'46.689	275,0	11:09'25.752
8	22.717	33.676	28.492	23.180	1'48.065	275,0	11:11'13.817

6° 50 E. LAVERTY (1'46.692)							
Lap	Seg.1	Seg.2	Seg.3	Seg.4	Lap Time	km/h	Local Time
1							10:55'35.249
2	36.699	35.673	29.755	24.477	2'06.604P	177,2	10:57'41.853
3	22.917	33.499	28.512	22.509	1'47.437	273,6	10:59'29.290
4	22.842	33.699	28.545	22.636	1'47.722	275,0	11:01'17.012
5	24.794	36.371	30.375	4'00.874	5'32.414P	251,3	11:06'49.426
6	39.968	35.226	30.299	23.082	2'08.575P	128,7	11:08'58.001
7	22.749	33.380	28.219	22.344	1'46.692	277,8	11:10'44.693

7° 81 J. TORRES (1'46.820)							
Lap	Seg.1	Seg.2	Seg.3	Seg.4	Lap Time	km/h	Local Time
1							10:55'03.837
2	34.097	35.092	30.361	23.051	2'02.601P	209,8	10:57'06.438
3	22.899	33.659	28.597	22.711	1'47.866	271,5	10:58'54.304
4	23.026	33.540	28.626	22.796	1'47.988	270,9	11:00'42.292
5	22.984	33.647	28.846	3'19.894	4'45.371P	272,2	11:05'27.663
6	38.167	36.586	30.214	23.051	2'08.018P	153,3	11:07'35.681
7	23.075	33.437	28.487	22.711	1'47.710	272,2	11:09'23.391

8° 21 M. RINALDI (1'46.853)							
Lap	Seg.1	Seg.2	Seg.3	Seg.4	Lap Time	km/h	Local Time
1							10:55'18.754
2	33.613	34.504	29.119	22.992	2'00.228P	197,6	10:57'18.982
3	22.711	33.387	28.458	22.716	1'47.272	274,3	10:59'06.254
4	22.726	33.211	28.837	4'10.494	5'35.268P	274,3	11:04'41.522
5	33.797	35.580	29.098	22.869	2'01.344P	204,3	11:06'42.866
6	22.529	33.272	28.505	22.547	1'46.853	276,4	11:08'29.719
7	22.579	38.377	30.766	23.781	1'55.503	276,4	11:10'25.222

9° 32 L. SAVADORI (1'46.921)							
Lap	Seg.1	Seg.2	Seg.3	Seg.4	Lap Time	km/h	Local Time
1							10:55'54.242
2	22.799	33.429	28.690	22.534	1'47.452	275,7	10:58'41.694
3	22.801	33.281	28.621	20.703	1'45.406C	264,9	11:00'27.100
4	28.996	34.508	29.264	4'44.289	6'17.057CP	250,7	11:06'44.157
5	46.856	35.901	29.928	23.176	2'15.861P		11:09'00.018
6	22.849	33.350	28.344	22.378	1'46.921	270,2	11:10'46.939

10° 22 A. LOWES (1'47.115)							
Lap	Seg.1	Seg.2	Seg.3	Seg.4	Lap Time	km/h	Local Time
1							10:55'12.079
2	36.714	34.921	29.028	22.551	2'03.214P	200,1	10:57'15.293
3	22.887	33.551	28.315	22.386	1'47.139	266,8	10:59'02.432
4	23.054	33.665	28.626	22.713	1'48.058	264,9	11:00'50.490
5	24.078	35.160	29.709	3'40.538	5'09.485P	240,7	11:05'59.975
6	34.116	35.649	28.917	22.995	2'01.677P	199,8	11:08'01.652
7	22.884	33.391	28.482	22.358	1'47.115	273,6	11:09'48.767
8	26.660	36.819	30.673	26.391	2'00.543	216,1	11:11'49.310

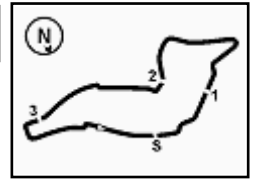
11° 91 L. HASLAM (1'47.547)							
Lap	Seg.1	Seg.2	Seg.3	Seg.4	Lap Time	km/h	Local Time
1							10:56'53.067
2	22.967	33.679	28.499	22.603	1'47.748	272,2	10:58'40.815
3	23.116	33.685	29.007	3'44.733	5'10.541P	268,2	11:03'51.356
4	37.041	38.137	31.239	24.220	2'10.637P	176,3	11:06'01.993
5	23.199	33.539	28.639	22.489	1'47.866	268,8	11:07'49.859
6	23.033	33.507	28.535	22.472	1'47.547	270,2	11:09'37.406
7	24.925	37.937	30.829	29.098	2'02.789	248,4	11:11'40.195

12° 60 M. VAN DER MARK (1'47.710)							
Lap	Seg.1	Seg.2	Seg.3	Seg.4	Lap Time	km/h	Local Time
1							10:55'03.837
2	34.097	35.092	30.361	23.051	2'02.601P	209,8	10:57'06.438
3	22.899	33.659	28.597	22.711	1'47.866	271,5	10:58'54.304
4	23.026	33.540	28.626	22.796	1'47.988	270,9	11:00'42.292
5	22.984	33.647	28.846	3'19.894	4'45.371P	272,2	11:05'27.663
6	38.167	36.586	30.214	23.051	2'08.018P	153,3	11:07'35.681
7	23.075	33.437	28.487	22.711	1'47.710	272,2	11:09'23.391

12/05/2018 P = Pits In/Out - C = Lap Time Cancelled

These data/results cannot be reproduced, stored and/or transmitted in whole or in part by any manner of electronic, mechanical, photocopying, recording, broadcasting or otherwise now known or herein after developed without the previous express consent by the copyright owner, except for reproduction in daily press and regular printed publications on sale to the public within 60 days of the event related to those data/results and always provided that copyright symbol appears together as follows below.

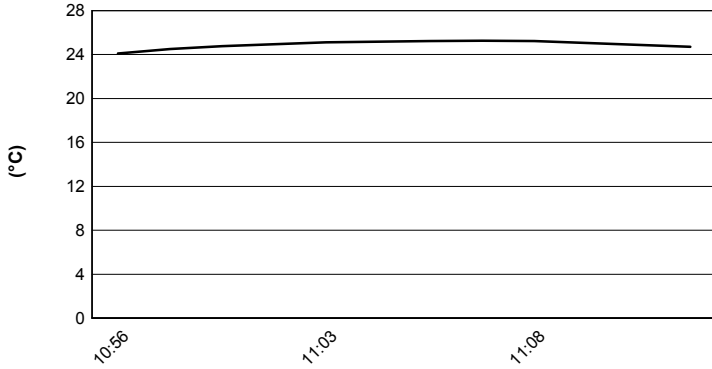
© DORNA WSBK ORGANIZATION Srl 2018



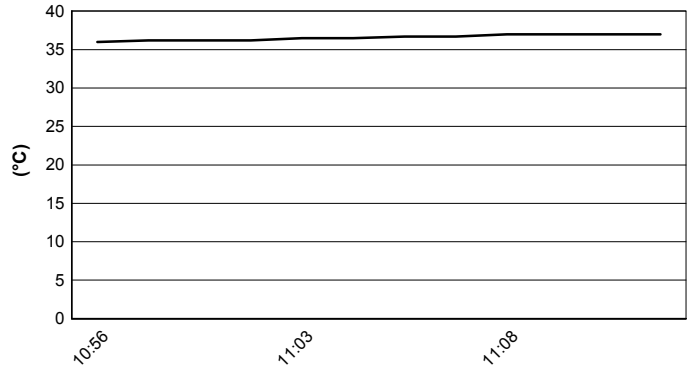
Imola Circuit 4.936 m

PATA Italian Round, 11-12-13 May 2018
World Superbike - Weather Report Superpole 2
 Session started 10:55 - Session ended 11:12

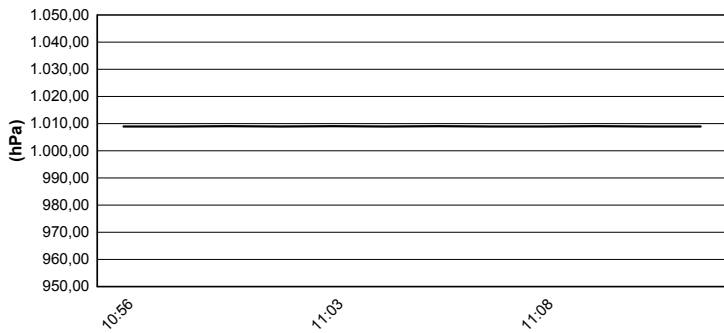
Air Temperature



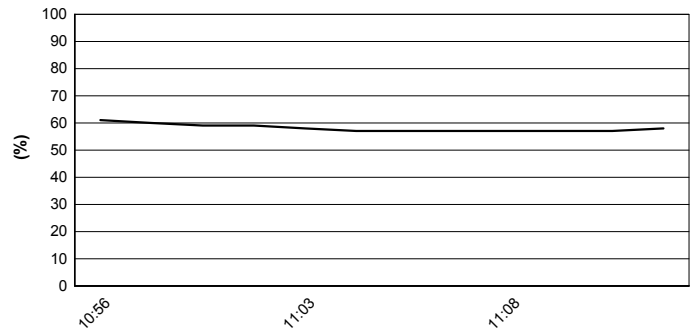
Track Temperature



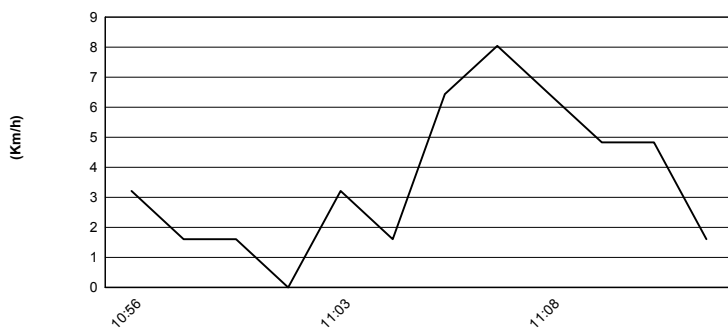
Air Pressure



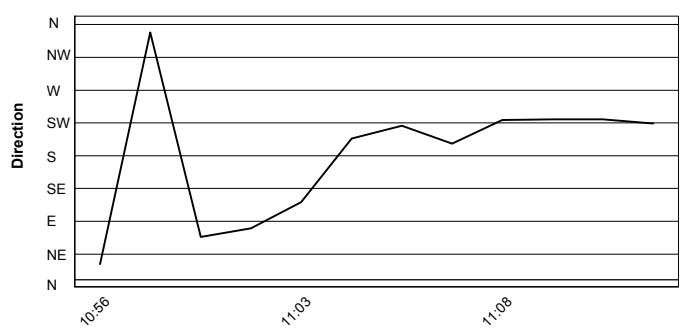
Humidity



Wind Speed



Wind Direction



12/05/2018

These data/results cannot be reproduced, stored and/or transmitted in whole or in part by any manner of electronic, mechanical, photocopying, recording, broadcasting or otherwise now known or herein after developed without the previous express consent by the copyright owner, except for reproduction in daily press and regular printed publications on sale to the public within 60 days of the event related to those data/results and always provided that copyright symbol appears together as follows below.

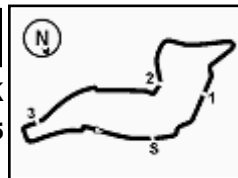
© DORNA WSBK ORGANIZATION Srl 2018



Official Tyre Supplier



Official Timekeeper



Imola Circuit 4.936 m

PATA Italian Round, 11-12-13 May 2018

World Superbike - TISSOT Superpole Award

	Points	Points From First	Points From Previous	February 25 PHILLIP ISLAND	March 25 BURIRAM	April 15 ARAGÓN	April 22 ASSEN	May 13 IMOLA	May 27 DONINGTON PARK	June 10 BRNO	June 24 LAGUNA SECA	July 8 MISANO	September 16 PORTIMÃO	September 30 MAGNY COURS	October 14 VILLICUM	October 27 LOSAIL				
1 REA Jonathan (GBR)	100			10	25	20	20	25												
2 SYKES Tom (GBR)	91	9		25	20	16	10	20												
3 MELANDRI Marco (ITA)	74	26	17	16	9	25	11	13												
4 LOWES Alex (GBR)	65	35	9	13	10	11	25	6												
5 FORES Xavi (ESP)	60	40	5	9	11	13	16	11												
6 DAVIES Chaz (GBR)	47	53	13	11	7	5	8	16												
7 TORRES Jordi (ESP)	42	58	5	4	13	9	7	9												
8 LAVERTY Eugene (IRL)	38	62	4	20	8			10												
9 SAVADORI Lorenzo (ITA)	37	63	1	6	5	6	13	7												
10 VAN DER MARK Michael (NED)	37	63	0	8	6	10	9	4												
11 CAMIER Leon (GBR)	28	72	9	5	16	7														
12 RINALDI Michael Ruben (ITA)	20	80	8			8	4	8												
13 RAZGATLIOGLU Toprak (TUR)	18	82	2	7	4		5	2												
14 BAZ Loris (FRA)	12	88	6	2	1		6	3												
15 GAGNE Jake (USA)	8	92	4	3	2	3														
16 MERCADO Leandro (ARG)	7	93	1		3	1	3													
17 HASLAM Leon (GBR)	5	95	2					5												
18 LEONOV Vladimir (RUS)	4	96	1			4														
19 RAMOS Román (ESP)	4	96	0	1			2	1												
20 GIUGLIANO Davide (ITA)	2	98	2			2														
21 JACOBSEN PJ (USA)	1	99	1				1													

12/05/2018

These data/results cannot be reproduced, stored and/or transmitted in whole or in part by any manner of electronic, mechanical, photocopying, recording, broadcasting or otherwise now known or herein after developed without the previous express consent by the copyright owner, except for reproduction in daily press and regular printed publications on sale to the public within 60 days of the event related to those data/results and always provided that copyright symbol appears together as follows below.

© DORNA WSBK ORGANIZATION Srl 2018

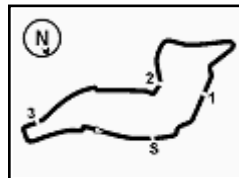
FCR PERUGIA TIMING



Official Tyre Supplier



Official Timekeeper



PATA Italian Round, 11-12-13 May 2018 World Superbike - Superpole Ranking

Imola Circuit 4.936 m

	2015	2016	2017	2018
01 Phillip Island Grand Prix Circuit	Rea (Gbr) Kaw 1'31.212 (175,4 Km/h)	Sykes (Gbr) Kaw 1'30.020 (177,8 Km/h)	Rea (Gbr) Kaw 1'29.573 (178,6 Km/h)	Sykes (Gbr) Kaw 1'30.099 (177,6 Km/h)
02 Chang International Circuit	Rea (Gbr) Kaw 1'33.382 (175,6 Km/h)	van der Mark (Ned) Hon 1'33.452 (175,4 Km/h)	Rea (Gbr) Kaw 1'32.957 (176,4 Km/h)	Rea (Gbr) Kaw 1'32.814 (176,6 Km/h)
03 Motorland Aragon	Haslam (Gbr) Apr 1'49.664 (166,7 Km/h)	Sykes (Gbr) Kaw 1'49.374 (167,1 Km/h)	Davies (Gbr) Duc 1'49.319 (167,2 Km/h)	Melandri (Ita) Duc 1'49.543 (166,8 Km/h)
04 TT Circuit Assen	Sykes (Gbr) Kaw 1'34.789 (172,5 Km/h)	Sykes (Gbr) Kaw 1'35.440 (171,3 Km/h)	Rea (Gbr) Kaw 1'33.505 (174,9 Km/h)	Lowes (Gbr) Yam 1'34.066 (173,8 Km/h)
05 Autodromo Internazionale Enzo e Dino	Giugliano (Ita) Duc 1'46.382 (167,0 Km/h)	Davies (Gbr) Duc 1'45.598 (168,3 Km/h)	Davies (Gbr) Duc 1'45.662 (168,2 Km/h)	Rea (Gbr) Kaw 1'45.797 (168,0 Km/h)
06 Donington Park	Sykes (Gbr) Kaw 1'27.071 (166,3 Km/h)	Sykes (Gbr) Kaw 1'26.712 (167,0 Km/h)	Sykes (Gbr) Kaw 1'26.641 (167,2 Km/h)	
08 Laguna Seca Raceway	Davies (Gbr) Duc 1'22.101 (158,3 Km/h)	Sykes (Gbr) Kaw 1'22.155 (158,2 Km/h)	Sykes (Gbr) Kaw 1'22.476 (157,6 Km/h)	
09 Misano World Circuit "Marco Simoncelli"	Sykes (Gbr) Kaw 1'34.214 (161,5 Km/h)	Sykes (Gbr) Kaw 1'34.037 (161,8 Km/h)	Sykes (Gbr) Kaw 1'33.662 (162,4 Km/h)	
10 Autódromo Internacional do Algarve	Giugliano (Ita) Duc 1'41.764 (162,4 Km/h)		Rea (Gbr) Kaw 1'41.430 (163,0 Km/h)	
11 Magny-Cours	Haslam (Gbr) Apr 1'56.404 (136,4 Km/h)	Rea (Gbr) Kaw 1'52.881 (140,7 Km/h)	Rea (Gbr) Kaw 1'56.555 (136,2 Km/h)	
13 Losail International Circuit	Sykes (Gbr) Kaw 1'56.821 (165,8 Km/h)	Rea (Gbr) Kaw 1'56.356 (166,5 Km/h)	Rea (Gbr) Kaw 1'56.228 (166,6 Km/h)	

2018

- 2 J. Rea
- 1 M. Melandri
- 1 A. Lowes
- 1 T. Sykes

ALL TIMES

- | | | | |
|---------------|----------------|------------------|-------------------|
| 43 T. Corser | 6 J. Kocinski | 2 D. Tardozi | 1 R. Burnett |
| 43 T. Sykes | 6 C. Crutchlow | 2 A. Yanagawa | 1 J. Reynolds |
| 26 T. Bayliss | 5 D. Giugliano | 2 M. Lucchinelli | 1 S. Hislop |
| 21 C. Fogarty | 5 M. Biaggi | 2 B. Bostrom | 1 M. Mladin |
| 17 D. Polen | 5 C. Davies | 2 B. Monti | 1 R. Xaus |
| 16 N. Hodgson | 4 F. Merkel | 2 M. Campbell | 1 M. Tamada |
| 16 J. Rea | 4 J. Toseland | 2 Y. Nagai | 1 L. Lanzi |
| 15 C. Edwards | 4 S. Guintoli | 2 M. Neukirchner | 1 M. Fabrizio |
| 11 B. Spies | 3 S. Mertens | 2 L. Baz | 1 A. Badovini |
| 10 P. Chili | 3 R. Phillis | 2 E. Laverty | 1 F. Nieto |
| 10 C. Checa | 3 S. Martin | 1 M. Doohan | 1 T. Hill |
| 9 R. Roche | 3 C. Vermeulen | 1 D. Chandler | 1 A. Lowes |
| 8 G. Falappa | 3 Y. Kagayama | 1 P. Goddard | 1 J. Hopkins |
| 8 S. Russell | 3 L. Haslam | 1 M. Dowson | 1 M. van der Mark |
| 8 A. Slight | 3 J. Smrz | 1 A. Vieira | 1 I. Jaitovich |
| 7 N. Haga | 3 M. Melandri | 1 T. Kipp | |
| 7 R. Laconi | 2 A. Gobert | 1 S. Crafar | |

12/05/2018

These data/results cannot be reproduced, stored and/or transmitted in whole or in part by any manner of electronic, mechanical, photocopying, recording, broadcasting or otherwise now known or herein after developed without the previous express consent by the copyright owner, except for reproduction in daily press and regular printed publications on sale to the public within 60 days of the event related to those data/results and always provided that copyright symbol appears together as follows below.

© DORNA WSBK ORGANIZATION Srl 2018

FIKR PERUGIA TIMING



Official Tyre Supplier



Official Timekeeper