

Imola Circuit 4.936 m

1 / 2

## PATA Italian Round, 11-12-13 May 2018

### World Superbike - Results Warm Up

No.	Rider	Nat	Team	Bike	Class	Time	Gap	Rel.	Laps	Speed	
										Avg	Max
1	1 J. REA	GBR	Kawasaki Racing Team WorldSBK	Kawasaki ZX-10RR		<b>1'46.549</b>			7	166,774	<b>281,4</b>
2	7 C. DAVIES	GBR	Aruba.it Racing - Ducati	Ducati Panigale R		<b>1'46.948</b>	0.399	0.399	8	166,152	<b>280,0</b>
3	66 T. SYKES	GBR	Kawasaki Racing Team WorldSBK	Kawasaki ZX-10RR		<b>1'47.031</b>	0.482	0.083	8	166,023	<b>277,8</b>
4	33 M. MELANDRI	ITA	Aruba.it Racing - Ducati	Ducati Panigale R		<b>1'47.053</b>	0.504	0.022	8	165,989	<b>282,2</b>
5	12 X. FORES	ESP	Barni Racing Team	Ducati Panigale R	IND	<b>1'47.461</b>	0.912	0.408	8	165,359	<b>277,8</b>
6	60 M. VAN DER MARK	NED	Pata Yamaha Official WorldSBK Team	Yamaha YZF R1		<b>1'47.531</b>	0.982	0.070	9	165,251	<b>274,3</b>
7	22 A. LOWES	GBR	Pata Yamaha Official WorldSBK Team	Yamaha YZF R1		<b>1'47.557</b>	1.008	0.026	9	165,211	<b>274,3</b>
8	50 E. LAVERTY	IRL	Milwaukee Aprilia	Aprilia RSV4 RF		<b>1'47.924</b>	1.375	0.367	6	164,649	<b>276,4</b>
9	91 L. HASLAM	GBR	Kawasaki Puccetti Racing	Kawasaki ZX-10RR	IND	<b>1'47.979</b>	1.430	0.055	9	164,565	<b>272,9</b>
10	54 T. RAZGATLIOGLU	TUR	Kawasaki Puccetti Racing	Kawasaki ZX-10RR	IND	<b>1'48.015</b>	1.466	0.036	7	164,510	<b>277,8</b>
11	32 L. SAVADORI	ITA	Milwaukee Aprilia	Aprilia RSV4 RF		<b>1'48.022</b>	1.473	0.007	5	164,500	<b>269,5</b>
12	45 J. GAGNE	USA	Red Bull Honda World Superbike Team	Honda CBR1000RR		<b>1'48.043</b>	1.494	0.021	9	164,468	<b>275,0</b>
13	21 M. RINALDI	ITA	Aruba.it Racing - Junior Team	Ducati Panigale R	IND	<b>1'48.163</b>	1.614	0.120	6	164,285	<b>277,1</b>
14	36 L. MERCADO	ARG	Orelac Racing VerdNatura	Kawasaki ZX-10RR	IND	<b>1'48.272</b>	1.723	0.109	8	164,120	<b>269,5</b>
15	76 L. BAZ	FRA	GULF ALTHEA BMW Racing Team	BMW S 1000 RR		<b>1'48.288</b>	1.739	0.016	9	164,096	<b>269,5</b>
16	68 Y. HERNANDEZ	COL	Team Pedercini Racing	Kawasaki ZX-10RR	IND	<b>1'48.983</b>	2.434	0.695	8	163,049	<b>275,7</b>
17	40 R. RAMOS	ESP	Team GoEleven Kawasaki	Kawasaki ZX-10RR	IND	<b>1'49.008</b>	2.459	0.025	7	163,012	<b>275,7</b>
18	37 O. JEZEK	CZE	Guandalini Racing	Yamaha YZF R1	IND	<b>1'49.337</b>	2.788	0.329	8	162,521	<b>269,5</b>
19	99 P. JACOBSEN	USA	TripleM Honda World Superbike Team	Honda CBR1000RR	IND	<b>1'49.495</b>	2.946	0.158	8	162,287	<b>272,9</b>
20	5 V. LEONOV	RUS	SPB Racing Team	Kawasaki ZX-10RR	IND	<b>1'50.105</b>	3.556	0.610	8	161,388	<b>270,9</b>
21	81 J. TORRES	ESP	MV Agusta Reparto Corse	MV Agusta 1000 F4					1		<b>263,6</b>

N.20 (O'Halloran J.) has been declared unfit after Race 1

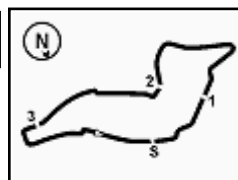
AIR	Humidity:	52%	Temp:	21°C
TRACK	Condition:	Dry	Temp:	30°C

Records	Pole (SP2)	2016	C.Davies	1'45.598	168,280	Km/h
	Race (RC1)	2017	C.Davies	1'46.393	167,020	Km/h
	Circuit (SP2)	2016	C.Davies	1'45.598	168,280	Km/h

Start 13/05/2018 09:35 End 09:53 The results are provisional until the end of the time limit for protests and appeals and the completion of the technical checks.

These data/results cannot be reproduced, stored and/or transmitted in whole or in part by any manner of electronic, mechanical, photocopying, recording, broadcasting or otherwise now known or herein after developed without the previous express consent by the copyright owner, except for reproduction in daily press and regular printed publications on sale to the public within 60 days of the event related to those data/results and always provided that copyright symbol appears together as follows below.

© DORNA WSBK ORGANIZATION Srl 2018



## PATA Italian Round, 11-12-13 May 2018

### World Superbike - Results Warm Up

#### Session Highlights

Local Time	No. Rider	Description
09.35.00		Start
09.36.44	40 R. RAMOS	On the Gravel - Re-Joined - Turn 12
09.38.11	81 J. TORRES	Current Lap Cancelled - Exceeded Track Limits - Turn 14
09.38.20	81 J. TORRES	Crashed - Turn 14
09.40.17	32 L. SAVADORI	Crashed - Turn 11
09.40.55	32 L. SAVADORI	Re-joined
09.41.56	22 A. LOWES	On the Gravel - Re-Joined - Turn 10
09.44.17	54 T. RAZGATLIOGLU	Current Lap Cancelled - Exceeded Track Limits - Turn 22
09.44.23	54 T. RAZGATLIOGLU	Current Lap Cancelled - Exceeded Track Limits
09.45.59	33 M. MELANDRI	Current Lap Cancelled - Exceeded Track Limits - Turn 14
09.50.33	5 V. LEONOV	Current Lap Cancelled - Exceeded Track Limits - Turn 22
09.53.13		End Of Session

#### Fastest Laps Sequence

No.	Rider	Nat	Team	Bike	Local Time	Time	Gap	Avg
1	J. REA	GBR	Kawasaki Racing Team WorldSBK	Kawasaki ZX-10RR	09:38'39.598	<b>1'46.938</b>		166,167
1	J. REA	GBR	Kawasaki Racing Team WorldSBK	Kawasaki ZX-10RR	09:48'28.370	<b>1'46.549</b>	-0.389	166,774

Start 13/05/2018 09:35 End 09:53 The results are provisional until the end of the time limit for protests and appeals and the completion of the technical checks.

These data/results cannot be reproduced, stored and/or transmitted in whole or in part by any manner of electronic, mechanical, photocopying, recording, broadcasting or otherwise now known or herein after developed without the previous express consent by the copyright owner, except for reproduction in daily press and regular printed publications on sale to the public within 60 days of the event related to those data/results and always provided that copyright symbol appears together as follows below.

© DORNA WSBK ORGANIZATION Srl 2018

## PATA Italian Round, 11-12-13 May 2018

### World Superbike - Best Sectors & Speed Warm Up

BEST LAP			
1	1 J. REA	Kawasaki ZX-10RR	1'46.549
2	7 C. DAVIES	Ducati Panigale R	1'46.948
3	66 T. SYKES	Kawasaki ZX-10RR	1'47.031
4	33 M. MELANDRI	Ducati Panigale R	1'47.053
5	12 X. FORES	Ducati Panigale R	1'47.461
6	60 M. VAN DER MARK	Yamaha YZF R1	1'47.531
7	22 A. LOWES	Yamaha YZF R1	1'47.557
8	50 E. LAVERTY	Aprilia RSV4 RF	1'47.924
9	91 L. HASLAM	Kawasaki ZX-10RR	1'47.979
10	54 T. RAZGATLIOGLU	Kawasaki ZX-10RR	1'48.015
11	32 L. SAVADORI	Aprilia RSV4 RF	1'48.022
12	45 J. GAGNE	Honda CBR1000RR	1'48.043
13	21 M. RINALDI	Ducati Panigale R	1'48.163
14	36 L. MERCADO	Kawasaki ZX-10RR	1'48.272
15	76 L. BAZ	BMW S 1000 RR	1'48.288
16	68 Y. HERNANDEZ	Kawasaki ZX-10RR	1'48.983
17	40 R. RAMOS	Kawasaki ZX-10RR	1'49.008
18	37 O. JEZEK	Yamaha YZF R1	1'49.337
19	99 P. JACOBSEN	Honda CBR1000RR	1'49.495
20	5 V. LEONOV	Kawasaki ZX-10RR	1'50.105
21	81 J. TORRES	MV Agusta 1000 F4	

SPEED			
1	33 M. MELANDRI	Ducati Panigale R	282,2
2	1 J. REA	Kawasaki ZX-10RR	281,4
3	7 C. DAVIES	Ducati Panigale R	280,0
4	54 T. RAZGATLIOGLU	Kawasaki ZX-10RR	277,8
5	66 T. SYKES	Kawasaki ZX-10RR	277,8
6	12 X. FORES	Ducati Panigale R	277,8
7	21 M. RINALDI	Ducati Panigale R	277,1
8	50 E. LAVERTY	Aprilia RSV4 RF	276,4
9	68 Y. HERNANDEZ	Kawasaki ZX-10RR	275,7
10	40 R. RAMOS	Kawasaki ZX-10RR	275,7
11	45 J. GAGNE	Honda CBR1000RR	275,0
12	60 M. VAN DER MARK	Yamaha YZF R1	274,3
13	22 A. LOWES	Yamaha YZF R1	274,3
14	91 L. HASLAM	Kawasaki ZX-10RR	272,9
15	99 P. JACOBSEN	Honda CBR1000RR	272,9
16	5 V. LEONOV	Kawasaki ZX-10RR	270,9
17	76 L. BAZ	BMW S 1000 RR	269,5
18	37 O. JEZEK	Yamaha YZF R1	269,5
19	36 L. MERCADO	Kawasaki ZX-10RR	269,5
20	32 L. SAVADORI	Aprilia RSV4 RF	269,5
21	81 J. TORRES	MV Agusta 1000 F4	263,6

SEG. 1		SEG. 2		SEG. 3		SEG. 4					
1	1 J. REA	22.663	1	1 J. REA	33.337	1	7 C. DAVIES	28.245	1	1 J. REA	22.248
2	33 M. MELANDRI	22.670	2	7 C. DAVIES	33.366	2	66 T. SYKES	28.273	2	66 T. SYKES	22.327
3	21 M. RINALDI	22.756	3	66 T. SYKES	33.442	3	1 J. REA	28.301	3	7 C. DAVIES	22.377
4	7 C. DAVIES	22.792	4	33 M. MELANDRI	33.468	4	33 M. MELANDRI	28.307	4	22 A. LOWES	22.412
5	66 T. SYKES	22.802	5	32 L. SAVADORI	33.585	5	12 X. FORES	28.359	5	33 M. MELANDRI	22.461
6	12 X. FORES	22.829	6	22 A. LOWES	33.591	6	60 M. VAN DER MARK	28.421	6	32 L. SAVADORI	22.478
7	60 M. VAN DER MARK	22.850	7	12 X. FORES	33.592	7	22 A. LOWES	28.530	7	91 L. HASLAM	22.528
8	45 J. GAGNE	22.893	8	60 M. VAN DER MARK	33.602	8	36 L. MERCADO	28.555	8	12 X. FORES	22.549
9	54 T. RAZGATLIOGLU	22.914	9	21 M. RINALDI	33.656	9	45 J. GAGNE	28.561	9	54 T. RAZGATLIOGLU	22.620
10	22 A. LOWES	22.923	10	91 L. HASLAM	33.669	10	91 L. HASLAM	28.569	10	45 J. GAGNE	22.621
11	50 E. LAVERTY	22.936	11	54 T. RAZGATLIOGLU	33.715	11	50 E. LAVERTY	28.576	11	76 L. BAZ	22.634
12	36 L. MERCADO	22.978	12	50 E. LAVERTY	33.737	12	54 T. RAZGATLIOGLU	28.606	12	60 M. VAN DER MARK	22.637
13	32 L. SAVADORI	23.086	13	76 L. BAZ	33.770	13	76 L. BAZ	28.717	13	50 E. LAVERTY	22.642
14	99 P. JACOBSEN	23.126	14	45 J. GAGNE	33.809	14	32 L. SAVADORI	28.775	14	36 L. MERCADO	22.683
15	76 L. BAZ	23.136	15	36 L. MERCADO	33.835	15	21 M. RINALDI	28.799	15	40 R. RAMOS	22.732
16	91 L. HASLAM	23.157	16	68 Y. HERNANDEZ	33.975	16	68 Y. HERNANDEZ	28.833	16	21 M. RINALDI	22.777
17	68 Y. HERNANDEZ	23.215	17	40 R. RAMOS	34.019	17	40 R. RAMOS	28.884	17	5 V. LEONOV	22.821
18	81 J. TORRES	23.234	18	81 J. TORRES	34.041	18	37 O. JEZEK	28.911	18	68 Y. HERNANDEZ	22.868
19	37 O. JEZEK	23.265	19	37 O. JEZEK	34.099	19	99 P. JACOBSEN	28.926	19	37 O. JEZEK	22.877
20	40 R. RAMOS	23.283	20	5 V. LEONOV	34.125	20	5 V. LEONOV	29.361	20	99 P. JACOBSEN	22.976
21	5 V. LEONOV	23.549	21	99 P. JACOBSEN	34.247	21	81 J. TORRES	29.555	21	81 J. TORRES	23.137

13/05/2018

These data/results cannot be reproduced, stored and/or transmitted in whole or in part by any manner of electronic, mechanical, photocopying, recording, broadcasting or otherwise now known or herein after developed without the previous express consent by the copyright owner, except for reproduction in daily press and regular printed publications on sale to the public within 60 days of the event related to those data/results and always provided that copyright symbol appears together as follows below.

© DORNA WSBK ORGANIZATION Srl 2018

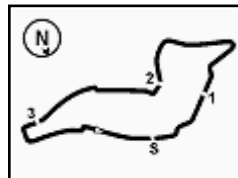
FICR PERUGIA TIMING



Official Tyre Supplier



Official Timekeeper



Imola Circuit 4.936 m

## PATA Italian Round, 11-12-13 May 2018

### World Superbike - Ideal Times Warm Up

No.	Rider	Nat	Bike	Seg. 1	Seg. 2	Seg. 3	Seg. 4	Ideal Time		
				Diff. 1	Diff. 2	Diff. 3	Diff. 4	Best Lap	Pos.	Diff.
1	<b>J. REA</b>	GBR	Kawasaki ZX-10RR	<b>22.663</b>	<b>33.337</b>	28.301	<b>22.248</b>	<b>1'46.549</b>		
2	<b>C. DAVIES</b>	GBR	Ducati Panigale R	22.792	33.366 0.027	<b>28.245</b> 0.141	22.377	<b>1'46.780</b>		
3	<b>T. SYKES</b>	GBR	Kawasaki ZX-10RR	22.802 0.093	33.442	28.273 0.011	22.327 0.083	<b>1'46.844</b>		
4	<b>M. MELANDRI</b>	ITA	Ducati Panigale R	22.670 0.015	33.468 0.064	28.307	22.461 0.068	<b>1'46.906</b>		
5	<b>X. FORES</b>	ESP	Ducati Panigale R	22.829	33.592 0.016	28.359 0.111	22.549 0.005	<b>1'47.329</b>		
6	<b>A. LOWES</b>	GBR	Yamaha YZF R1	22.923 0.101	33.591	28.530	22.412	<b>1'47.456</b>		
7	<b>M. VAN DER MARK</b>	NED	Yamaha YZF R1	22.850	33.602	28.421	22.637 0.021	<b>1'47.510</b>		
8	<b>T. RAZGATLIOGLU</b>	TUR	Kawasaki ZX-10RR	22.914 0.001	33.715	28.606	22.620 0.159	<b>1'47.855</b>		
9	<b>J. GAGNE</b>	USA	Honda CBR1000RR	22.893 0.035	33.809	28.561 0.089	22.621 0.035	<b>1'47.884</b>		
10	<b>E. LAVERTY</b>	IRL	Aprilia RSV4 RF	22.936	33.737 0.023	28.576	22.642 0.010	<b>1'47.891</b>		
11	<b>L. HASLAM</b>	GBR	Kawasaki ZX-10RR	23.157	33.669 0.034	28.569 0.022	22.528	<b>1'47.923</b>		
12	<b>L. SAVADORI</b>	ITA	Aprilia RSV4 RF	23.086	33.585 0.098	28.775	22.478	<b>1'47.924</b>		
13	<b>M. RINALDI</b>	ITA	Ducati Panigale R	22.756	33.656	28.799 0.046	22.777 0.129	<b>1'47.988</b>		
14	<b>L. MERCADO</b>	ARG	Kawasaki ZX-10RR	22.978	33.835	28.555 0.116	22.683 0.105	<b>1'48.051</b>		
15	<b>L. BAZ</b>	FRA	BMW S 1000 RR	23.136	33.770	28.717	22.634 0.031	<b>1'48.257</b>		
16	<b>Y. HERNANDEZ</b>	COL	Kawasaki ZX-10RR	23.215 0.092	33.975	28.833	22.868	<b>1'48.891</b>		
17	<b>R. RAMOS</b>	ESP	Kawasaki ZX-10RR	23.283	34.019 0.003	28.884 0.006	22.732 0.081	<b>1'48.918</b>		
18	<b>O. JEZEK</b>	CZE	Yamaha YZF R1	23.265 0.159	34.099	28.911 0.026	22.877	<b>1'49.152</b>		
19	<b>P. JACOBSEN</b>	USA	Honda CBR1000RR	23.126 0.140	34.247	28.926 0.052	22.976 0.028	<b>1'49.275</b>		
20	<b>V. LEONOV</b>	RUS	Kawasaki ZX-10RR	23.549 0.064	34.125 0.103	29.361 0.082	22.821	<b>1'49.856</b>		
<b>Overall Ideal Time</b>				<b>22.663</b>	<b>33.337</b>	<b>28.245</b>	<b>22.248</b>	<b>1'46.493</b>		

13/05/2018

These data/results cannot be reproduced, stored and/or transmitted in whole or in part by any manner of electronic, mechanical, photocopying, recording, broadcasting or otherwise now known or herein after developed without the previous express consent by the copyright owner, except for reproduction in daily press and regular printed publications on sale to the public within 60 days of the event related to those data/results and always provided that copyright symbol appears together as follows below.

© DORNA WSBK ORGANIZATION Srl 2018

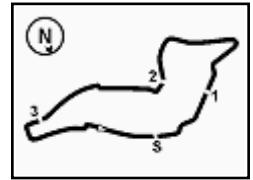
FICR PERUGIA TIMING



Official Tyre Supplier



Official Timekeeper



## PATA Italian Round, 11-12-13 May 2018 World Superbike - Chronological Analysis Warm Up

Imola Circuit 4.936 m

1 / 2

1° 1 J. REA (1'46.549)							
Lap	Seg.1	Seg.2	Seg.3	Seg.4	Lap Time	km/h	Local Time
1							9:34'49.919
2	35.794	34.625	29.462	22.860	2'02.741P	199,8	9:36'52.660
3	22.811	33.443	28.323	22.361	1'46.938	278,5	9:38'39.598
4	22.808	33.535	28.310	22.303	1'46.956	277,1	9:40'26.554
5	23.721	34.408	29.013	2'42.249	4'09.391P	261,7	9:44'35.945
6	38.807	35.813	28.667	22.589	2'05.876P	143,3	9:46'41.821
7	<b>22.663</b>	<b>33.337</b>	<b>28.301</b>	22.248	<b>1'46.549</b>	280,7	9:48'28.370
8	23.125	33.959	28.452	22.278	1'47.814	<b>281,4</b>	9:50'16.184

2° 7 C. DAVIES (1'46.948)							
Lap	Seg.1	Seg.2	Seg.3	Seg.4	Lap Time	km/h	Local Time
1							9:35'23.765
2	35.285	35.580	31.218	23.159	2'05.242P	198,7	9:37'29.007
3	23.084	33.716	28.556	22.642	1'47.998	277,8	9:39'17.005
4	22.977	34.031	29.064	22.629	1'48.701	268,8	9:41'05.706
5	22.998	33.541	<b>28.245</b>	22.434	1'47.218	278,5	9:42'52.924
6	<b>22.792</b>	33.393	28.386	22.377	<b>1'46.948</b>	279,3	9:44'39.872
7	23.212	33.921	28.561	23.655	1'49.349	274,3	9:46'29.221
8	22.864	<b>33.366</b>	28.357	22.567	1'47.154	<b>280,0</b>	9:48'16.375
9	22.826	33.428	28.309	22.460	1'47.023	278,5	9:50'03.398

3° 66 T. SYKES (1'47.031)							
Lap	Seg.1	Seg.2	Seg.3	Seg.4	Lap Time	km/h	Local Time
1							9:35'53.374
2	34.422	35.922	29.657	23.167	2'03.168P	192,6	9:37'56.542
3	22.972	33.729	28.677	22.562	1'47.940	270,2	9:39'44.482
4	22.866	33.517	28.493	22.432	1'47.308	276,4	9:41'31.790
5	22.914	33.470	28.415	22.327	1'47.126	272,9	9:43'18.916
6	<b>22.802</b>	33.463	<b>28.273</b>	22.658	1'47.196	<b>277,8</b>	9:45'06.112
7	22.913	33.542	28.399	22.522	1'47.376	<b>277,8</b>	9:46'53.488
8	22.832	33.608	33.686	23.173	1'53.299	276,4	9:48'46.787
9	22.895	<b>33.442</b>	28.284	22.410	<b>1'47.031</b>	274,3	9:50'33.818

4° 33 M. MELANDRI (1'47.053)							
Lap	Seg.1	Seg.2	Seg.3	Seg.4	Lap Time	km/h	Local Time
1							9:35'00.103
2	37.058	36.660	29.613	23.518	2'06.849P	189,9	9:37'06.952
3	23.043	34.158	29.095	26.039	1'52.335	280,0	9:38'59.287
4	22.989	33.635	29.169	22.633	1'48.426	273,6	9:40'47.713
5	22.782	33.590	28.552	22.461	1'47.385	279,3	9:42'35.098
6	<b>22.670</b>	33.613	37.109	24.197	1'57.589	<b>282,2</b>	9:44'32.687
7	22.755	<b>33.468</b>	32.513	24.146	1'52.882C	278,5	9:46'25.569
8	22.744	33.675	28.558	22.470	1'47.447	279,3	9:48'13.016
9	22.685	33.532	<b>28.307</b>	22.529	<b>1'47.053</b>	272,9	9:50'00.069

5° 12 X. FORES (1'47.461)							
Lap	Seg.1	Seg.2	Seg.3	Seg.4	Lap Time	km/h	Local Time
1							9:35'20.732
2	35.841	35.723	30.525	23.370	2'05.459P	202,0	9:37'26.191
3	23.339	38.297	29.366	22.784	1'53.786	257,9	9:39'19.977
4	22.966	33.596	<b>28.359</b>	22.585	1'47.506	270,2	9:41'07.483
5	23.066	<b>33.592</b>	29.014	22.778	1'48.450	268,8	9:42'55.933
6	22.930	33.637	28.582	22.622	1'47.771	271,5	9:44'43.704
7	<b>22.829</b>	33.608	28.470	22.554	<b>1'47.461</b>	<b>277,8</b>	9:46'31.165
8	22.923	33.707	28.596	22.549	1'47.775	268,8	9:48'18.940
9	22.851	33.641	28.580	22.584	1'47.656	274,3	9:50'06.596

6° 60 M. VAN DER MARK (1'47.531)							
Lap	Seg.1	Seg.2	Seg.3	Seg.4	Lap Time	km/h	Local Time
1							9:34'59.794
2	34.222	34.989	29.959	23.424	2'02.594P	197,9	9:37'02.388

3	23.072	33.738	29.023	22.933	1'48.766	264,2	9:38'51.154
4	22.984	33.842	28.695	22.804	1'48.325	270,9	9:40'39.479
5	23.074	33.626	28.476	22.772	1'47.948	270,9	9:42'27.427
6	23.015	33.746	28.466	22.675	1'47.902	268,8	9:44'15.329
7	22.982	33.655	28.546	22.651	1'47.834	272,9	9:46'03.163
8	<b>22.850</b>	<b>33.602</b>	<b>28.421</b>	22.658	<b>1'47.531</b>	<b>274,3</b>	9:47'50.694
9	22.991	33.660	28.653	22.783	1'48.087	273,6	9:49'38.781
10	22.951	33.790	28.495	22.637	1'47.873	<b>274,3</b>	9:51'26.654

7° 22 A. LOWES (1'47.557)							
Lap	Seg.1	Seg.2	Seg.3	Seg.4	Lap Time	km/h	Local Time
1							9:35'04.229
2	35.406	35.488	30.165	23.054	2'04.113P	200,1	9:37'08.342
3	23.187	33.635	29.040	22.994	1'48.856	262,9	9:38'57.198
4	23.051	33.647	28.580	22.479	1'47.757	271,5	9:40'44.955
5	<b>22.923</b>	39.248	30.828	22.915	1'55.914	<b>274,3</b>	9:42'40.869
6	22.984	33.697	28.739	22.629	1'48.049	273,6	9:44'28.918
7	22.969	33.800	28.746	22.550	1'48.065	272,2	9:46'16.983
8	23.024	<b>33.591</b>	<b>28.530</b>	22.412	<b>1'47.557</b>	268,8	9:48'04.540
9	25.319	34.714	28.835	22.724	1'51.592	262,9	9:49'56.132
10	23.151	33.768	28.759	22.615	1'48.293	264,2	9:51'44.425

8° 50 E. LAVERTY (1'47.924)							
Lap	Seg.1	Seg.2	Seg.3	Seg.4	Lap Time	km/h	Local Time
1							9:34'48.694
2	38.449	38.225	30.684	23.915	2'11.273P	196,1	9:36'59.967
3	23.773	34.490	33.546	4'15.667	5'47.476P	252,5	9:42'47.443
4	35.359	35.084	29.016	23.173	2'02.632P	188,9	9:44'50.075
5	<b>22.936</b>	33.760	<b>28.576</b>	22.652	<b>1'47.924</b>	<b>276,4</b>	9:46'37.999
6	23.072	<b>33.737</b>	28.591	22.680	1'48.080	275,0	9:48'26.079
7	23.109	33.929	28.670	22.642	1'48.350	275,0	9:50'14.429

9° 91 L. HASLAM (1'47.979)							
Lap	Seg.1	Seg.2	Seg.3	Seg.4	Lap Time	km/h	Local Time
1							9:34'48.088
2	39.315	35.587	29.168	22.982	2'07.052P	212,7	9:36'55.140
3	23.338	33.788	28.816	22.926	1'48.868	264,2	9:38'44.008
4	23.311	33.885	28.764	23.405	1'49.365	270,2	9:40'33.373
5	23.218	33.770	28.590	22.765	1'48.343	<b>272,9</b>	9:42'21.716
6	23.225	33.865	<b>28.569</b>	22.574	1'48.233	269,5	9:44'09.949
7	23.184	33.867	28.901	22.598	1'48.550	270,9	9:45'58.499
8	<b>23.157</b>	33.703	28.591	22.528	<b>1'47.979</b>	270,2	9:47'46.478
9	23.235	<b>33.669</b>	28.650	22.756	1'48.310	269,5	9:49'34.788
10	23.374	33.837	28.789	22.600	1'48.600	269,5	9:51'23.388

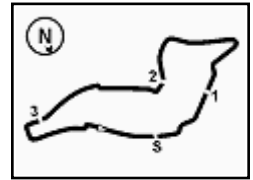
10° 54 T. RAZGATLIOGLU (1'48.015)							
Lap	Seg.1	Seg.2	Seg.3	Seg.4	Lap Time	km/h	Local Time
1							9:34'54.385
2	34.952	36.838	30.443	24.031	2'06.264P	207,8	9:37'00.649
3	23.590	34.747	31.833	22.920	1'53.090	253,7	9:38'53.739
4	23.293	33.867	28.750	22.620	1'48.530	267,5	9:40'42.269
5	22.915	<b>33.715</b>	<b>28.606</b>	22.779	<b>1'48.015</b>	<b>277,8</b>	9:42'30.284
6	22.979	33.916	28.665	22.248	1'47.808C	266,8	9:44'18.092
7	30.282	38.732	33.589	22.827	2'05.430C	213,6	9:46'23.522
8	23.227	33.922	28.725	22.699	1'48.573	272,2	9:48'12.095

11° 32 L. SAVADORI (1'48.022)							
Lap	Seg.1	Seg.2	Seg.3	Seg.4	Lap Time	km/h	Local Time
1							9:34'55.040
2	39.914	35.822	29.790	23.534	2'09.060P	132,0	9:37'04.100
3	23.191	<b>33.585</b>	28.947	22.664	1'48.387	265,5	9:38'52.487
4	23.123	33.780	1'49.780	6'06.972	8'53.655P	249,0	9:47'46.142
5	34.730	34.911	28.845	23.240	2'01.726P	185,7	9:49'47.868
6	<b>23.086</b>	33.683	<b>28.775</b>	22.478	<b>1'48.022</b>	<b>269,5</b>	9:51'35.890

13/05/2018 P = Pits In/Out - C = Lap Time Cancelled

These data/results cannot be reproduced, stored and/or transmitted in whole or in part by any manner of electronic, mechanical, photocopying, recording, broadcasting or otherwise now known or herein after developed without the previous express consent by the copyright owner, except for reproduction in daily press and regular printed publications on sale to the public within 60 days of the event related to those data/results and always provided that copyright symbol appears together as follows below.

© DORNA WSBK ORGANIZATION Srl 2018



Imola Circuit 4.936 m

2 / 2

12° 45 J. GAGNE (1'48.043)							
Lap	Seg.1	Seg.2	Seg.3	Seg.4	Lap Time	km/h	Local Time
1							9:34'48.356
2	39.882	36.899	29.536	23.079	2'09.396P	195,8	9:36'57.752
3	23.289	34.239	28.975	22.801	1'49.304	263,6	9:38'47.056
4	23.051	34.182	28.781	22.621	1'48.635	270,2	9:40'35.691
5	22.909	33.924	<b>28.561</b>	22.673	1'48.067	272,2	9:42'23.758
6	22.982	33.897	28.661	22.754	1'48.294	270,9	9:44'12.052
7	<b>22.893</b>	34.013	28.705	22.769	1'48.380	274,3	9:46'00.432
8	26.269	35.406	29.112	22.907	1'53.694	262,3	9:47'54.126
9	22.928	<b>33.809</b>	28.650	22.656	<b>1'48.043</b>	<b>275,0</b>	9:49'42.169
10	22.894	33.923	28.809	22.732	1'48.358	<b>275,0</b>	9:51'30.527

13° 21 M. RINALDI (1'48.163)							
Lap	Seg.1	Seg.2	Seg.3	Seg.4	Lap Time	km/h	Local Time
1							9:35'43.334
2	34.243	35.513	30.095	23.101	2'02.952P	201,3	9:37'46.286
3	22.896	33.883	29.168	22.791	1'48.738	272,9	9:39'35.024
4	22.917	33.793	<b>28.799</b>	22.953	1'48.462	270,2	9:41'23.486
5	22.843	33.738	28.832	22.777	1'48.190	<b>277,1</b>	9:43'11.676
6	<b>22.756</b>	<b>33.656</b>	28.845	22.906	<b>1'48.163</b>	274,3	9:44'59.839
7	22.858	33.692	28.973	22.854	1'48.377	272,2	9:46'48.216

14° 36 L. MERCADO (1'48.272)							
Lap	Seg.1	Seg.2	Seg.3	Seg.4	Lap Time	km/h	Local Time
1							9:34'56.776
2	34.848	36.208	30.310	23.614	2'04.980P	199,0	9:37'01.756
3	23.362	34.265	29.862	22.930	1'50.419	262,9	9:38'52.175
4	23.210	33.950	28.871	22.683	1'48.714	259,8	9:40'40.889
5	23.270	34.153	28.832	22.870	1'49.125	<b>269,5</b>	9:42'30.014
6	23.091	34.619	29.048	23.524	1'50.282	264,9	9:44'20.296
7	26.217	40.272	34.591	24.488	2'05.568	235,5	9:46'25.864
8	23.147	33.922	<b>28.555</b>	22.720	1'48.344	261,0	9:48'14.208
9	<b>22.978</b>	<b>33.835</b>	28.671	22.788	<b>1'48.272</b>	266,8	9:50'02.480

15° 76 L. BAZ (1'48.288)							
Lap	Seg.1	Seg.2	Seg.3	Seg.4	Lap Time	km/h	Local Time
1							9:34'46.528
2	40.903	35.926	29.345	22.867	2'09.041P	187,6	9:36'55.569
3	23.480	33.938	28.942	22.808	1'49.168	257,3	9:38'44.737
4	23.316	34.032	28.733	22.948	1'49.029	262,9	9:40'33.766
5	23.250	33.921	28.745	22.634	1'48.550	<b>269,5</b>	9:42'22.316
6	23.264	33.996	28.744	22.700	1'48.704	266,2	9:44'11.020
7	23.249	33.819	28.845	22.681	1'48.594	268,8	9:45'59.614
8	23.192	33.897	28.796	22.678	1'48.563	268,2	9:47'48.177
9	23.887	35.739	28.737	22.821	1'51.184	<b>269,5</b>	9:49'39.361
10	<b>23.136</b>	<b>33.770</b>	<b>28.717</b>	22.665	<b>1'48.288</b>	267,5	9:51'27.649

16° 68 Y. HERNANDEZ (1'48.983)							
Lap	Seg.1	Seg.2	Seg.3	Seg.4	Lap Time	km/h	Local Time
1							9:35'21.496
2	34.780	35.825	29.886	23.749	2'04.240P	196,5	9:37'25.736
3	23.698	34.292	29.165	23.274	1'50.429	264,9	9:39'16.165
4	23.376	34.306	29.326	23.161	1'50.169	269,5	9:41'06.334
5	23.277	34.090	29.188	22.905	1'49.460	270,9	9:42'55.794
6	23.307	<b>33.975</b>	<b>28.833</b>	22.868	<b>1'48.983</b>	262,9	9:44'44.777
7	<b>23.215</b>	33.992	29.133	23.927	1'50.267	272,2	9:46'35.044
8	23.661	34.189	31.977	22.903	1'52.730	270,2	9:48'27.774
9	23.356	34.069	29.046	23.183	1'49.654	<b>275,7</b>	9:50'17.428

17° 40 R. RAMOS (1'49.008)							
Lap	Seg.1	Seg.2	Seg.3	Seg.4	Lap Time	km/h	Local Time
1							9:35'10.494

2	33.910	35.297	35.300	23.089	2'07.596P	213,6	9:37'18.090
3	23.921	34.399	29.561	22.992	1'50.873	272,9	9:39'08.963
4	23.343	<b>34.019</b>	28.955	22.831	1'49.148	267,5	9:40'58.111
5	25.076	34.614	29.090	22.946	1'51.726	<b>275,7</b>	9:42'49.837
6	<b>23.283</b>	34.022	28.890	22.813	<b>1'49.008</b>	274,3	9:44'38.845
7	23.881	35.057	30.394	1'59.400	3'28.732P	270,2	9:48'07.577
8	32.748	34.298	<b>28.884</b>	22.732	1'58.662P	203,9	9:50'06.239

18° 37 O. JEZEK (1'49.337)							
Lap	Seg.1	Seg.2	Seg.3	Seg.4	Lap Time	km/h	Local Time
1							9:34'49.485
2	39.411	36.628	30.733	24.007	2'10.779P	190,9	9:37'00.264
3	23.665	34.524	29.503	22.950	1'50.642	260,4	9:38'50.906
4	23.483	34.130	28.985	23.032	1'49.630	264,2	9:40'40.536
5	23.517	34.478	<b>28.911</b>	23.295	1'50.201	<b>269,5</b>	9:42'30.737
6	<b>23.265</b>	34.255	28.954	23.000	1'49.474	267,5	9:44'20.211
7	23.424	<b>34.099</b>	28.937	22.877	<b>1'49.337</b>	268,8	9:46'09.548
8	23.381	34.209	29.012	22.956	1'49.558	267,5	9:47'59.106
9	25.318	36.536	28.994	22.962	1'53.810	254,9	9:49'52.916

19° 99 P. JACOBSEN (1'49.495)							
Lap	Seg.1	Seg.2	Seg.3	Seg.4	Lap Time	km/h	Local Time
1							9:36'56.426
2	23.238	34.396	29.272	22.976	1'49.882	268,2	9:38'46.308
3	<b>23.126</b>	34.312	30.733	22.993	1'51.164	270,2	9:40'37.472
4	23.232	34.324	28.959	23.226	1'49.741	269,5	9:42'27.213
5	23.573	34.681	29.178	23.164	1'50.596	257,3	9:44'17.809
6	23.176	34.429	<b>28.926</b>	23.085	1'49.616	270,9	9:46'07.425
7	26.077	36.523	29.596	23.381	1'55.577	255,5	9:48'03.002
8	23.266	<b>34.247</b>	28.978	23.004	<b>1'49.495</b>	<b>272,9</b>	9:49'52.497
9	25.130	38.054	29.964	23.442	1'56.590	269,5	9:51'49.087

20° 5 V. LEONOV (1'50.105)							
Lap	Seg.1	Seg.2	Seg.3	Seg.4	Lap Time	km/h	Local Time
1							9:35'23.708
2	36.345	35.755	30.479	23.412	2'05.991P	186,0	9:37'29.699
3	23.615	<b>34.125</b>	29.486	23.154	1'50.380	267,5	9:39'20.079
4	23.613	34.228	29.443	22.821	<b>1'50.105</b>	268,8	9:41'10.184
5	23.632	34.293	<b>29.361</b>	23.192	1'50.478	<b>270,9</b>	9:43'00.662
6	23.796	34.568	29.534	23.259	1'51.157	265,5	9:44'51.819
7	23.716	34.436	29.572	23.013	1'50.737	264,2	9:46'42.556
8	<b>23.549</b>	34.451	29.535	23.196	1'50.731	269,5	9:48'33.287
9	23.973	37.381	33.542	26.720	2'01.616C	264,9	9:50'34.903

21° 81 J. TORRES							
Lap	Seg.1	Seg.2	Seg.3	Seg.4	Lap Time	km/h	Local Time
1							9:34'49.909
2	38.069	36.244	29.555	23.137	2'07.005P	203,9	9:36'56.914

13/05/2018 P = Pits In/Out - C = Lap Time Cancelled

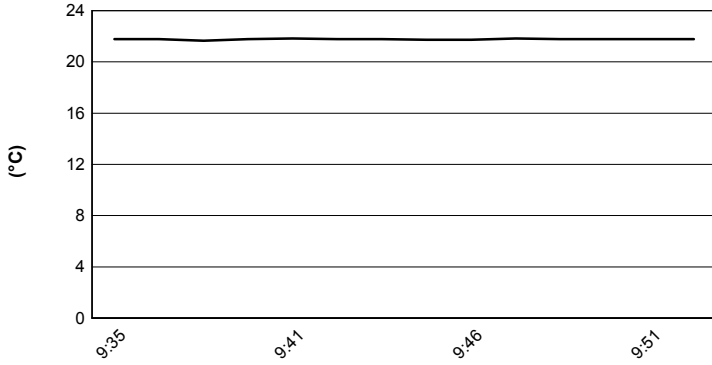
These data/results cannot be reproduced, stored and/or transmitted in whole or in part by any manner of electronic, mechanical, photocopying, recording, broadcasting or otherwise now known or herein after developed without the previous express consent by the copyright owner, except for reproduction in daily press and regular printed publications on sale to the public within 60 days of the event related to those data/results and always provided that copyright symbol appears together as follows below.

© DORNA WSBK ORGANIZATION Srl 2018

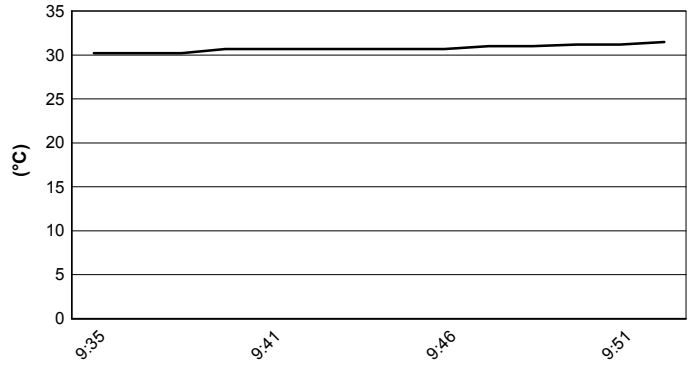
**PATA Italian Round, 11-12-13 May 2018**  
**World Superbike - Weather Report Warm Up**  
 Session started 09:35 - Session ended 9:53

Imola Circuit 4.936 m


## Air Temperature



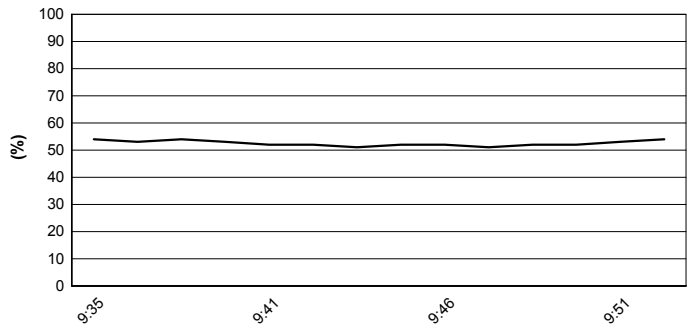
## Track Temperature



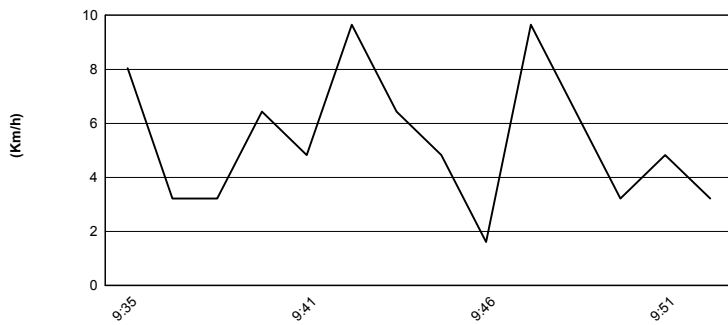
## Air Pressure



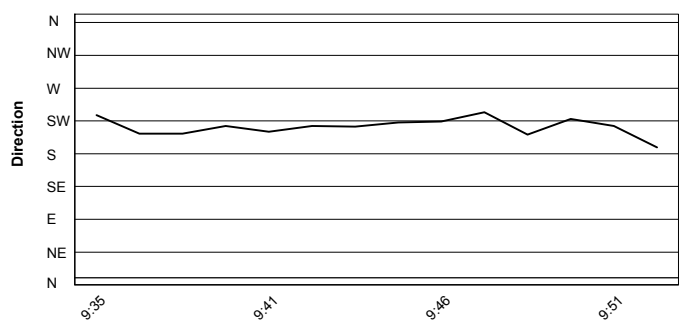
## Humidity



## Wind Speed



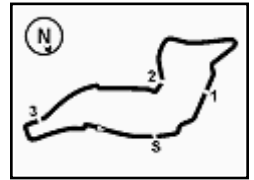
## Wind Direction



13/05/2018

These data/results cannot be reproduced, stored and/or transmitted in whole or in part by any manner of electronic, mechanical, photocopying, recording, broadcasting or otherwise now known or herein after developed without the previous express consent by the copyright owner, except for reproduction in daily press and regular printed publications on sale to the public within 60 days of the event related to those data/results and always provided that copyright symbol appears together as follows below.

© DORNA WSBK ORGANIZATION Srl 2018

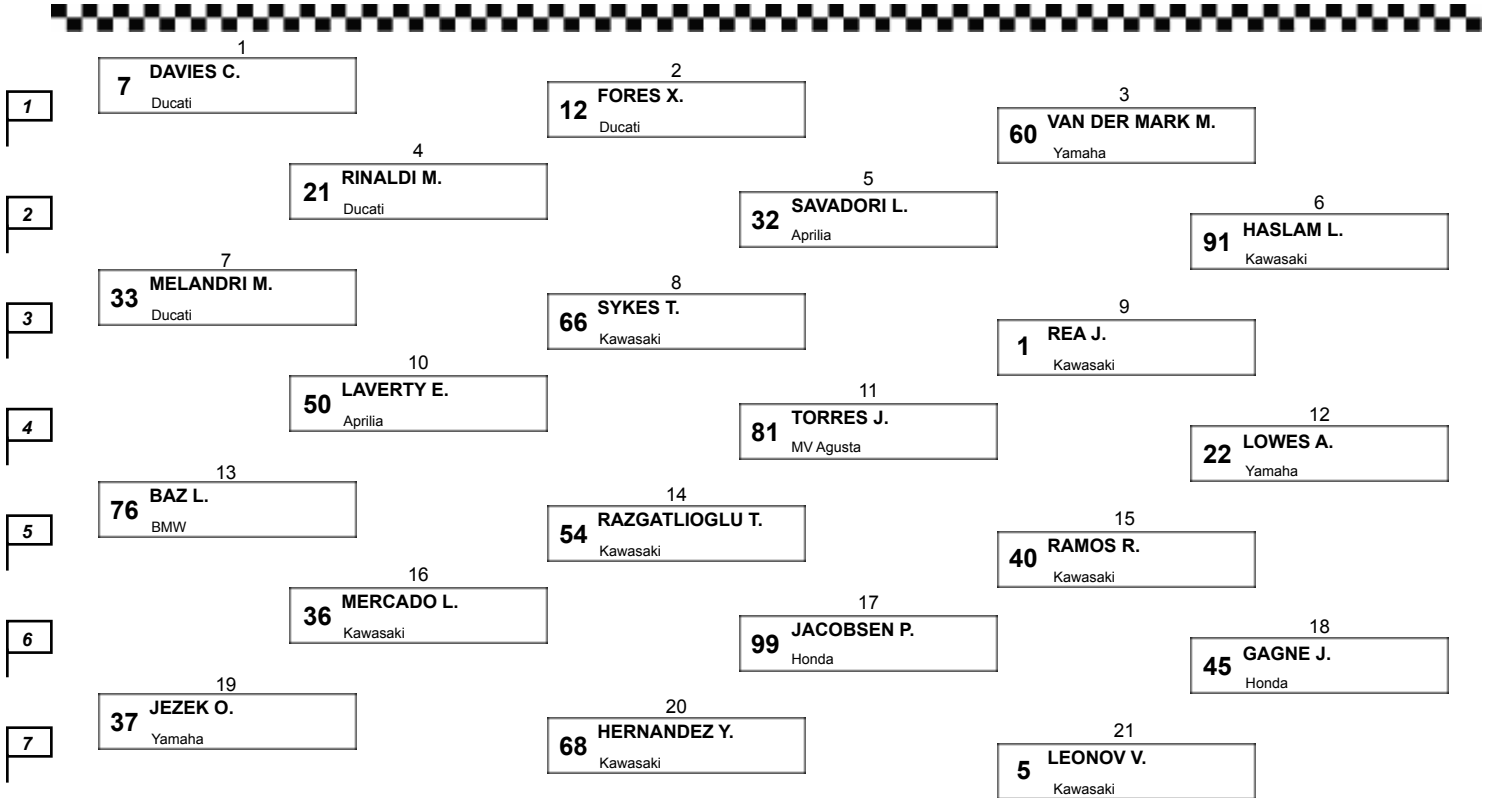


Imola Circuit 4.936 m

## PATA Italian Round, 11-12-13 May 2018

### World Superbike - Starting Grid - Race 2

19 Laps x 4,936 km = 93,784 km



N.20 (O'Halloran J.) will not take part in the race. Declared unfit after Race 1

13/05/2018 Jury President .....

..... Race Director

