

PATA Italian Round, 11-12-13 May 2018

World Supersport - Biographical Entry List

Imola Circuit 4.936 m

No.	Rider (Abbreviation)	Nat	Bike Team	Wins 2018	Podiums 2018	Pole 2018	Races 2018	Tyres	Class
Age	Date of Birth	Place of Birth							
1	3 DE ROSA Raffaele (DeR) 31 25/03/1987 Napoli	ITA	MV Agusta F3 675 MV Agusta Reparto Corse by Vamag		2 1		32 4	Pirelli	
2	10 CALERO Nacho (Cal) 26 05/07/1991 Valencia	ESP	Kawasaki ZX-6R Orelac Racing VerdNatura				61 4	Pirelli	
3	11 CORTESE Sandro (Cor) 28 06/01/1990 Ochsenhausen	GER	Yamaha YZF R6 Kallio Racing	1 1	2 2	2 2	4 4	Pirelli	
4	13 WEST Anthony (Wes) 36 17/07/1981 Maryborough	AUS	Kawasaki ZX-6R EAB antwest Racing	2	9		29 3	Pirelli	
5	15 COPPOLA Alfonso (Cop) 20 15/09/1997 Scafati (SA)	ITA	Yamaha YZF R6 GRT Yamaha Official WorldSSP Junior Team				2 2	Pirelli	ESS
6	16 CLUZEL Jules (Clu) 29 12/10/1988 Montlucon	FRA	Yamaha YZF R6 NRT	13 1	35 2	19	61 4	Pirelli	
7	21 KRUMMENACHER Randy (Kru) 28 24/02/1980 Zurich	SUI	Yamaha YZF R6 BARDAHL Evan Bros. WorldSSP Team	2 1	6 3	1	16 4	Pirelli	
8	22 LAHTI Eemeli (Lah) 21 17/09/1996 Lahti	FIN	Suzuki GSX-R600 Sterkman Motorsport by HRP				3 2	Pirelli	ESS
9	34 ITURRIOZ Javier Ezequiel (Itu) 27 09/09/1990 Vicuña Mackenna	ARG	Kawasaki ZX-6R Team GoEleven Kawasaki				4	Pirelli	
10	35 HILL Stefan (Hil) 20 23/02/1998 Coventry	GBR	Triumph Daytona 675 Profile Racing				24 2	Pirelli	
11	36 GRADINGER Thomas (Gra) 21 11/08/1996 St. Marienkirchen	AUT	Yamaha YZF R6 NRT				5 4	Pirelli	
12	38 SOOMER Hannes (Soo) 20 17/02/1998 Tallinn	EST	Honda CBR600RR Racedays				17 4	Pirelli	
13	47 HARTOG Rob (Har) 26 26/03/1992 Abbekerk	NED	Kawasaki ZX-6R Team Hartog - Against Cancer				11 2	Pirelli	ESS
14**	52 MALONE Marco (Mal) 19 21/11/1998 Teramo	ITA	Kawasaki ZX-6R Team GREENSPEED				1	Pirelli	
15**	53 MORRENTINO Nicola Jr. (Moe) 24 08/01/1994 Ariano Irpino	ITA	Kawasaki ZX-6R Renzi Corse				1	Pirelli	
16	54 SOFUOGLU Kenan (Sof) 33 25/08/1984 Adapazari	TUR	Kawasaki ZX-6R Kawasaki Puccetti Racing	43	85	34	125 1	Pirelli	
17**	55 ROCCOLI Massimo (Roc) 33 27/11/1984 Rimini	ITA	Yamaha YZF R6 G.A.S. Racing Team	1	3		107	Pirelli	
18	56 SEBESTYEN Peter (Seb) 23 16/05/1994 Budapest	HUN	Kawasaki ZX-6R SSP Hungary Racing				11 2	Pirelli	ESS
19**	60 GABELLINI Lorenzo (Gab) 18 08/09/1999 Rimini	ITA	Yamaha YZF R6 G.A.S. Racing Team					Pirelli	
20*	63 STIRPE Davide (Sti) 25 01/08/1992 Rome	ITA	MV Agusta F3 675 Extreme Racing BARDAHL				9	Pirelli	
21	64 CARICASULO Federico (Car) 22 06/04/1996 Ravenna	ITA	Yamaha YZF R6 GRT Yamaha Official WorldSSP Team	2	6 1	2	27 3	Pirelli	
22	65 CANDUCCI Michael (Can) 20 28/06/1997 Ravenna	ITA	Kawasaki ZX-6R Team GoEleven Kawasaki				19 3	Pirelli	
23	66 TUULI Niki (Tuu) 22 26/11/1995 Myrskylä	FIN	Honda CBR600RR CIA Landlord Insurance Honda	1	5	1	20 4	Pirelli	
24	74 VAN SIKKELERUS Jaimie (vSk) 20 25/05/1997 Curacao	NED	Honda CBR600RR GEMAR Team Lorini				15 4	Pirelli	
25	77 TESSELS Wayne (Tes) 24 21/04/1994 Nieuweigen	NED	Kawasaki ZX-6R Chromeburner Wayne's Racingteam MTM				2 2	Pirelli	ESS
26	78 OKUBO Hikari (Oku) 24 11/08/1993 Kodaira	JPN	Kawasaki ZX-6R Kawasaki Puccetti Racing				27 4	Pirelli	
27	81 STAPLEFORD Luke (Sta) 26 11/07/1991 Leicester	GBR	Triumph Daytona 675 Profile Racing			1	29 4	Pirelli	
28	84 CRESSON Loris (Cre) 19 14/08/1998 Braine L'Alleud	BEL	Yamaha YZF R6 Kallio Racing				11 4	Pirelli	
29	86 BADOVINI Ayrtton (Bad) 31 31/05/1986 Biella	ITA	MV Agusta F3 675 MV Agusta Reparto Corse by Vamag	1	2		13 4	Pirelli	
30	96 IRWIN Andrew (Irw) 23 02/09/1994 Country Antrim	GBR	Honda CBR600RR CIA Landlord Insurance Honda				4 3	Pirelli	
31	111 SMITH Kyle (Smi) 26 16/09/1991 Huddersfield	GBR	Honda CBR600RR GEMAR Team Lorini	3	6		40 4	Pirelli	
32	144 MAHIAS Lucas (Mah) 29 14/04/1989 Mont de Marsan	FRA	Yamaha YZF R6 GRT Yamaha Official WorldSSP Team	3 1	11 2	3 2	27 4	Pirelli	

11/05/2018

* = Wild Card

** = One Event

These data/results cannot be reproduced, stored and/or transmitted in whole or in part by any manner of electronic, mechanical, photocopying, recording, broadcasting or otherwise now known or herein after developed without the previous express consent by the copyright owner, except for reproduction in daily press and regular printed publications on sale to the public within 60 days of the event related to those data/results and always provided that copyright symbol appears together as follows below.

© DORNA WSBK ORGANIZATION Srl 2018

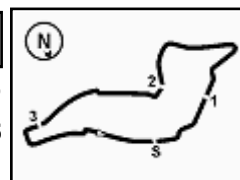
FICR PERUGIA TIMING



Official Tyre Supplier



Official Timekeeper



Imola Circuit 4.936 m

1 / 3

PATA Italian Round, 11-12-13 May 2018

World Supersport - Results Free Practice 1st Session

No.	Rider	Nat	Team	Bike	Class	Time	Gap	Rel.	Laps	Speed	
										Avg	Max
1	144 L. MAHIAS	FRA	GRT Yamaha Official WorldSSP Team	Yamaha YZF R6		1'51.241			19	159,740	247,3
2	64 F. CARICASULO	ITA	GRT Yamaha Official WorldSSP Team	Yamaha YZF R6		1'51.442	0.201	0.201	20	159,452	248,4
3	16 J. CLUZEL	FRA	NRT	Yamaha YZF R6		1'51.730	0.489	0.288	15	159,041	252,5
4	86 A. BADOVINI	ITA	MV Agusta Reparto Corse by Vamag	MV Agusta F3 675		1'52.019	0.778	0.289	17	158,630	245,6
5	11 S. CORTESE	GER	Kallio Racing	Yamaha YZF R6		1'52.164	0.923	0.145	24	158,425	250,2
6	111 K. SMITH	GBR	GEMAR Team Lorini	Honda CBR600RR		1'52.237	0.996	0.073	14	158,322	246,2
7	81 L. STAPLEFORD	GBR	Profile Racing	Triumph Daytona 675		1'52.378	1.137	0.141	15	158,123	243,4
8	21 R. KRUMMENACHER	SUI	BARDAHL Evan Bros. WorldSSP Team	Yamaha YZF R6		1'52.578	1.337	0.200	17	157,843	250,2
9	78 H. OKUBO	JPN	Kawasaki Puccetti Racing	Kawasaki ZX-6R		1'52.633	1.392	0.055	20	157,765	249,0
10	3 R. DE ROSA	ITA	MV Agusta Reparto Corse by Vamag	MV Agusta F3 675		1'52.850	1.609	0.217	18	157,462	247,3
11	63 D. STIRPE	ITA	Extreme Racing BARDAHL	MV Agusta F3 675		1'52.890	1.649	0.040	17	157,406	247,9
12	66 N. TUULI	FIN	CIA Landlord Insurance Honda	Honda CBR600RR		1'53.190	1.949	0.300	14	156,989	244,0
13	53 N. MORRENTINO	ITA	Renzi Corse	Kawasaki ZX-6R		1'53.219	1.978	0.029	15	156,949	244,5
14	54 K. SOFUOGLU	TUR	Kawasaki Puccetti Racing	Kawasaki ZX-6R		1'53.235	1.994	0.016	16	156,927	251,3
15	38 H. SOOMER	EST	Racedays	Honda CBR600RR		1'53.264	2.023	0.029	20	156,887	249,0
16	55 M. ROCCOLI	ITA	G.A.S. Racing Team	Yamaha YZF R6		1'53.307	2.066	0.043	17	156,827	246,2
17	13 A. WEST	AUS	EAB antwest Racing	Kawasaki ZX-6R		1'53.385	2.144	0.078	18	156,719	247,9
18	36 T. GRADINGER	AUT	NRT	Yamaha YZF R6		1'53.574	2.333	0.189	18	156,458	249,6
19	84 L. CRESSON	BEL	Kallio Racing	Yamaha YZF R6		1'53.574	2.333	0.000	18	156,458	253,1
20	47 R. HARTOG	NED	Team Hartog - Against Cancer	Kawasaki ZX-6R	ESS	1'53.605	2.364	0.031	20	156,416	249,0
21	35 S. HILL	GBR	Profile Racing	Triumph Daytona 675		1'54.604	3.363	0.999	19	155,052	241,2
22	65 M. CANDUCCI	ITA	Team GoEleven Kawasaki	Kawasaki ZX-6R		1'54.609	3.368	0.005	16	155,045	244,5
23	60 L. GABELLINI	ITA	G.A.S. Racing Team	Yamaha YZF R6		1'54.666	3.425	0.057	20	154,968	240,2
24	77 W. TESSELS	NED	Chromeburner Wayne's Racingteam MitM	Kawasaki ZX-6R	ESS	1'54.845	3.604	0.179	21	154,727	244,0
25	22 E. LAHTI	FIN	Sterkman Motorsport by HRP	Suzuki GSX-R600	ESS	1'55.126	3.885	0.281	17	154,349	242,9
26	52 M. MALONE	ITA	Team GREENSPEED	Kawasaki ZX-6R		1'55.136	3.895	0.010	16	154,336	246,2
27	10 N. CALERO	ESP	Orelac Racing VerdNatura	Kawasaki ZX-6R		1'55.176	3.935	0.040	19	154,282	244,5
28	96 A. IRWIN	GBR	CIA Landlord Insurance Honda	Honda CBR600RR		1'55.863	4.622	0.687	21	153,367	240,7
29	15 A. COPPOLA	ITA	GRT Yamaha Official WorldSSP Junior Team	Yamaha YZF R6	ESS	1'55.979	4.738	0.116	19	153,214	240,2
30	34 J. ITURRIOZ	ARG	Team GoEleven Kawasaki	Kawasaki ZX-6R		1'56.579	5.338	0.600	19	152,425	239,6
31	56 P. SEBESTYEN	HUN	SSP Hungary Racing	Kawasaki ZX-6R	ESS	1'56.618	5.377	0.039	9	152,374	239,1
32	74 J. VAN SIKKELERUS	NED	GEMAR Team Lorini	Honda CBR600RR		1'57.962	6.721	1.344	7	150,638	237,5

Qualifying Lap Time (107% of 1'51.241): 1'59.029

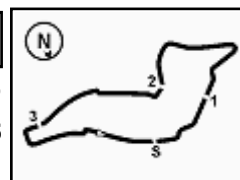
AIR	Humidity:	50%	Temp:	26°C
TRACK	Condition:	Dry	Temp:	36°C

Records	Pole (QP2)	2013	S.Lowes	1'50.404	160,950	Km/h
	Race (RC)	2015	J.Cluzel	1'51.101	159,940	Km/h
	Circuit (QP2)	2013	S.Lowes	1'50.404	160,950	Km/h

Start 11/05/2018 10:40 End 11:38 The results are provisional until the end of the time limit for protests and appeals and the completion of the technical checks.

These data/results cannot be reproduced, stored and/or transmitted in whole or in part by any manner of electronic, mechanical, photocopying, recording, broadcasting or otherwise now known or herein after developed without the previous express consent by the copyright owner, except for reproduction in daily press and regular printed publications on sale to the public within 60 days of the event related to those data/results and always provided that copyright symbol appears together as follows below.

© DORNA WSBK ORGANIZATION Srl 2018



PATA Italian Round, 11-12-13 May 2018

World Supersport - Results Free Practice 1st Session

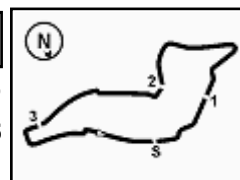
Session Highlights

Local Time	No. Rider	Description
10.40.00		Start
10.40.02		WorldSSP Pit Intervention Time: 1min 18secs
10.43.04	35 S. HILL	Lap Cancelled (2'19.501) - Exceeded Track Limits - Turn 22
10.43.11	35 S. HILL	Current Lap Cancelled - Exceeded Track Limits
10.45.32	13 A. WEST	Check Transponder
10.47.49	60 L. GABELLINI	Current Lap Cancelled - Exceeded Track Limits - Turn 14
10.48.38	81 L. STAPLEFORD	Lap Cancelled (1'53.356) - Exceeded Track Limits - Turn 22
10.48.43	81 L. STAPLEFORD	Current Lap Cancelled - Exceeded Track Limits
10.49.04	35 S. HILL	Lap Cancelled (1'57.901) - Exceeded Track Limits - Turn 22
10.49.08	35 S. HILL	Current Lap Cancelled - Exceeded Track Limits
10.49.48	66 N. TUULI	Crashed - Turn 9
10.50.43	21 R. KRUMMENACHER	On the Gravel - Re-Joined - Turn 3
10.53.16	36 T. GRADINGER	Lap Cancelled (1'55.067) - Exceeded Track Limits - Turn 22
10.53.21	36 T. GRADINGER	Current Lap Cancelled - Exceeded Track Limits
10.54.43	64 F. CARICASULO	Lap Cancelled (1'52.094) - Exceeded Track Limits - Turn 22
10.54.51	64 F. CARICASULO	Current Lap Cancelled - Exceeded Track Limits
10.54.56	21 R. KRUMMENACHER	On the Gravel - Re-Joined - Turn 3
10.55.20	84 L. CRESSON	Current Lap Cancelled - Exceeded Track Limits - Turn 14
10.56.14	86 A. BADOVINI	Lap Cancelled (1'54.819) - Exceeded Track Limits - Turn 22
11.00.58	11 S. CORTESE	Current Lap Cancelled - Exceeded Track Limits - Turn 14
11.01.47	56 P. SEBESTYEN	Lap Cancelled (2'12.619) - Exceeded Track Limits - Turn 22
11.01.54	56 P. SEBESTYEN	Current Lap Cancelled - Exceeded Track Limits
11.05.06	16 J. CLUZEL	Lap Cancelled (1'52.650) - Exceeded Track Limits - Turn 22
11.05.13	16 J. CLUZEL	Current Lap Cancelled - Exceeded Track Limits
11.05.28	74 J. VAN SIKKELERUS	On the Gravel - Re-Joined - Turn 2
11.05.50	54 K. SOFUOGLU	On the Gravel - Re-Joined - Turn 12
11.07.17	74 J. VAN SIKKELERUS	Technical Problem - Turn 4
11.07.34	60 L. GABELLINI	Lap Cancelled (1'57.507) - Exceeded Track Limits - Turn 22
11.07.38	60 L. GABELLINI	Current Lap Cancelled - Exceeded Track Limits
11.07.43	56 P. SEBESTYEN	Technical Problem - Turn 15
11.08.22		RED FLAG
11.14.00		Session Restart
11.20.45	144 L. MAHIAS	On the Gravel - Re-Joined - Turn 12
11.22.27	10 N. CALERO	Lap Cancelled (1'56.044) - Exceeded Track Limits - Turn 22
11.22.34	10 N. CALERO	Current Lap Cancelled - Exceeded Track Limits
11.23.35	3 R. DE ROSA	Lap Cancelled (2'14.329) - Exceeded Track Limits - Turn 22
11.23.41	3 R. DE ROSA	Current Lap Cancelled - Exceeded Track Limits
11.24.45	35 S. HILL	Current Lap Cancelled - Exceeded Track Limits - Turn 14
11.26.27	52 M. MALONE	Technical Problem - Turn 9
11.27.49	38 H. SOOMER	On the Gravel - Re-Joined - Turn 2
11.29.00	11 S. CORTESE	On the Gravel - Turn 2
11.29.19	11 S. CORTESE	Re-joined
11.31.00	55 M. ROCCOLI	Lap Cancelled (1'53.308) - Exceeded Track Limits - Turn 22
11.32.03	36 T. GRADINGER	On the Gravel - Re-Joined - Turn 9
11.32.07	78 H. OKUBO	Current Lap Cancelled - Exceeded Track Limits - Turn 14
11.32.25	111 K. SMITH	Crashed - Turn 7
11.33.12	60 L. GABELLINI	On the Gravel - Re-Joined - Turn 2
11.33.17	11 S. CORTESE	Lap Cancelled (2'01.396) - Exceeded Track Limits - Turn 22
11.33.24	11 S. CORTESE	Current Lap Cancelled - Exceeded Track Limits
11.35.04	21 R. KRUMMENACHER	Lap Cancelled (1'52.249) - Exceeded Track Limits - Turn 22
11.35.40	34 J. ITURRIOZ	Lap Cancelled (1'56.302) - Exceeded Track Limits - Turn 22
11.35.50	34 J. ITURRIOZ	Current Lap Cancelled - Exceeded Track Limits
11.38.24		End Of Session

Start End The results are provisional until the end of the time limit for protests and appeals
11/05/2018 10:40 11:38 and the completion of the technical checks.

These data/results cannot be reproduced, stored and/or transmitted in whole or in part by any manner of electronic, mechanical, photocopying, recording, broadcasting or otherwise now known or herein after developed without the previous express consent by the copyright owner, except for reproduction in daily press and regular printed publications on sale to the public within 60 days of the event related to those data/results and always provided that copyright symbol appears together as follows below.

© DORNA WSBK ORGANIZATION Srl 2018



PATA Italian Round, 11-12-13 May 2018

World Supersport - Results Free Practice 1st Session

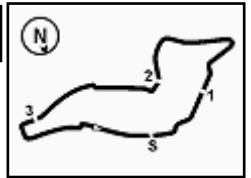
Fastest Laps Sequence

No.	Rider	Nat	Team	Bike	Local Time	Time	Gap	Avg
54	K. SOFUOGLU	TUR	Kawasaki Puccetti Racing	Kawasaki ZX-6R	10:43'58.853	1'57.417		151,338
78	H. OKUBO	JPN	Kawasaki Puccetti Racing	Kawasaki ZX-6R	10:43'59.152	1'55.881	-1.536	153,344
53	N. MORRENTINO	ITA	Renzi Corse	Kawasaki ZX-6R	10:44'32.758	1'55.568	-0.313	153,759
144	L. MAHIAS	FRA	GRT Yamaha Official WorldSSP Team	Yamaha YZF R6	10:45'00.213	1'54.669	-0.899	154,964
54	K. SOFUOGLU	TUR	Kawasaki Puccetti Racing	Kawasaki ZX-6R	10:45'53.317	1'54.464	-0.205	155,242
78	H. OKUBO	JPN	Kawasaki Puccetti Racing	Kawasaki ZX-6R	10:45'53.551	1'54.399	-0.065	155,330
16	J. CLUZEL	FRA	NRT	Yamaha YZF R6	10:47'17.991	1'53.353	-1.046	156,763
16	J. CLUZEL	FRA	NRT	Yamaha YZF R6	10:49'10.578	1'52.587	-0.766	157,830
144	L. MAHIAS	FRA	GRT Yamaha Official WorldSSP Team	Yamaha YZF R6	10:57'25.103	1'52.229	-0.358	158,333
11	S. CORTESE	GER	Kallio Racing	Yamaha YZF R6	11:26'35.912	1'52.164	-0.065	158,425
64	F. CARICASULO	ITA	GRT Yamaha Official WorldSSP Team	Yamaha YZF R6	11:30'30.322	1'52.012	-0.152	158,640
64	F. CARICASULO	ITA	GRT Yamaha Official WorldSSP Team	Yamaha YZF R6	11:32'22.137	1'51.815	-0.197	158,920
144	L. MAHIAS	FRA	GRT Yamaha Official WorldSSP Team	Yamaha YZF R6	11:33'01.328	1'51.717	-0.098	159,059
64	F. CARICASULO	ITA	GRT Yamaha Official WorldSSP Team	Yamaha YZF R6	11:34'13.579	1'51.442	-0.275	159,452
144	L. MAHIAS	FRA	GRT Yamaha Official WorldSSP Team	Yamaha YZF R6	11:34'52.569	1'51.241	-0.201	159,740

11/05/2018 Start End The results are provisional until the end of the time limit for protests and appeals
10:40 11:38 and the completion of the technical checks.

These data/results cannot be reproduced, stored and/or transmitted in whole or in part by any manner of electronic, mechanical, photocopying, recording, broadcasting or otherwise now known or herein after developed without the previous express consent by the copyright owner, except for reproduction in daily press and regular printed publications on sale to the public within 60 days of the event related to those data/results and always provided that copyright symbol appears together as follows below.

© DORNA WSBK ORGANIZATION Srl 2018



PATA Italian Round, 11-12-13 May 2018

World Supersport - Best Sectors & Speed Free Practice 1st Session

BEST LAP			
1	144 L. MAHIAS	Yamaha YZF R6	1'51.241
2	64 F. CARICASULO	Yamaha YZF R6	1'51.442
3	16 J. CLUZEL	Yamaha YZF R6	1'51.730
4	86 A. BADOVINI	MV Agusta F3 675	1'52.019
5	11 S. CORTESE	Yamaha YZF R6	1'52.164
6	111 K. SMITH	Honda CBR600RR	1'52.237
7	81 L. STAPLEFORD	Triumph Daytona 675	1'52.378
8	21 R. KRUMMENACHER	Yamaha YZF R6	1'52.578
9	78 H. OKUBO	Kawasaki ZX-6R	1'52.633
10	3 R. DE ROSA	MV Agusta F3 675	1'52.850
11	63 D. STIRPE	MV Agusta F3 675	1'52.890
12	66 N. TUULI	Honda CBR600RR	1'53.190
13	53 N. MORRENTINO	Kawasaki ZX-6R	1'53.219
14	54 K. SOFUOGLU	Kawasaki ZX-6R	1'53.235
15	38 H. SOOMER	Honda CBR600RR	1'53.264
16	55 M. ROCCOLI	Yamaha YZF R6	1'53.307
17	13 A. WEST	Kawasaki ZX-6R	1'53.385
18	84 L. CRESSON	Yamaha YZF R6	1'53.574
19	36 T. GRADINGER	Yamaha YZF R6	1'53.574
20	47 R. HARTOG	Kawasaki ZX-6R	1'53.605
21	35 S. HILL	Triumph Daytona 675	1'54.604
22	65 M. CANDUCCI	Kawasaki ZX-6R	1'54.609
23	60 L. GABELLINI	Yamaha YZF R6	1'54.666
24	77 W. TESSELS	Kawasaki ZX-6R	1'54.845
25	22 E. LAHTI	Suzuki GSX-R600	1'55.126
26	52 M. MALONE	Kawasaki ZX-6R	1'55.136
27	10 N. CALERO	Kawasaki ZX-6R	1'55.176
28	96 A. IRWIN	Honda CBR600RR	1'55.863
29	15 A. COPPOLA	Yamaha YZF R6	1'55.979
30	34 J. ITURRIOZ	Kawasaki ZX-6R	1'56.579
31	56 P. SEBESTYEN	Kawasaki ZX-6R	1'56.618
32	74 J. VAN SIKKELERUS	Honda CBR600RR	1'57.962

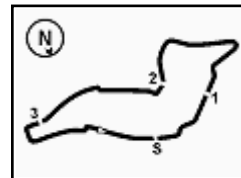
SPEED			
1	84 L. CRESSON	Yamaha YZF R6	253,1
2	16 J. CLUZEL	Yamaha YZF R6	252,5
3	54 K. SOFUOGLU	Kawasaki ZX-6R	251,3
4	21 R. KRUMMENACHER	Yamaha YZF R6	250,2
5	11 S. CORTESE	Yamaha YZF R6	250,2
6	36 T. GRADINGER	Yamaha YZF R6	249,6
7	47 R. HARTOG	Kawasaki ZX-6R	249,0
8	78 H. OKUBO	Kawasaki ZX-6R	249,0
9	38 H. SOOMER	Honda CBR600RR	249,0
10	64 F. CARICASULO	Yamaha YZF R6	248,4
11	63 D. STIRPE	MV Agusta F3 675	247,9
12	13 A. WEST	Kawasaki ZX-6R	247,9
13	3 R. DE ROSA	MV Agusta F3 675	247,3
14	144 L. MAHIAS	Yamaha YZF R6	247,3
15	55 M. ROCCOLI	Yamaha YZF R6	246,2
16	52 M. MALONE	Kawasaki ZX-6R	246,2
17	111 K. SMITH	Honda CBR600RR	246,2
18	86 A. BADOVINI	MV Agusta F3 675	245,6
19	53 N. MORRENTINO	Kawasaki ZX-6R	244,5
20	10 N. CALERO	Kawasaki ZX-6R	244,5
21	65 M. CANDUCCI	Kawasaki ZX-6R	244,5
22	66 N. TUULI	Honda CBR600RR	244,0
23	77 W. TESSELS	Kawasaki ZX-6R	244,0
24	81 L. STAPLEFORD	Triumph Daytona 675	243,4
25	22 E. LAHTI	Suzuki GSX-R600	242,9
26	35 S. HILL	Triumph Daytona 675	241,2
27	96 A. IRWIN	Honda CBR600RR	240,7
28	15 A. COPPOLA	Yamaha YZF R6	240,2
29	60 L. GABELLINI	Yamaha YZF R6	240,2
30	34 J. ITURRIOZ	Kawasaki ZX-6R	239,6
31	56 P. SEBESTYEN	Kawasaki ZX-6R	239,1
32	74 J. VAN SIKKELERUS	Honda CBR600RR	237,5

SEG. 1			SEG. 2			SEG. 3			SEG. 4		
1	64 F. CARICASULO	23.955	1	144 L. MAHIAS	34.395	1	144 L. MAHIAS	29.577	1	64 F. CARICASULO	22.884
2	16 J. CLUZEL	24.106	2	64 F. CARICASULO	34.607	2	11 S. CORTESE	29.685	2	144 L. MAHIAS	23.061
3	144 L. MAHIAS	24.117	3	86 A. BADOVINI	34.692	3	16 J. CLUZEL	29.732	3	16 J. CLUZEL	23.104
4	21 R. KRUMMENACHER	24.131	4	11 S. CORTESE	34.715	4	86 A. BADOVINI	29.754	4	86 A. BADOVINI	23.106
5	63 D. STIRPE	24.144	5	16 J. CLUZEL	34.732	5	64 F. CARICASULO	29.772	5	81 L. STAPLEFORD	23.201
6	78 H. OKUBO	24.167	6	21 R. KRUMMENACHER	34.784	6	111 K. SMITH	29.881	6	111 K. SMITH	23.205
7	11 S. CORTESE	24.168	7	81 L. STAPLEFORD	34.872	7	81 L. STAPLEFORD	29.891	7	78 H. OKUBO	23.306
8	47 R. HARTOG	24.195	8	111 K. SMITH	34.891	8	21 R. KRUMMENACHER	29.894	8	63 D. STIRPE	23.310
9	84 L. CRESSON	24.231	9	3 R. DE ROSA	34.925	9	78 H. OKUBO	29.981	9	21 R. KRUMMENACHER	23.319
10	111 K. SMITH	24.244	10	78 H. OKUBO	34.990	10	63 D. STIRPE	30.033	10	3 R. DE ROSA	23.338
11	54 K. SOFUOGLU	24.251	11	66 N. TUULI	35.007	11	55 M. ROCCOLI	30.039	11	13 A. WEST	23.354
12	3 R. DE ROSA	24.258	12	54 K. SOFUOGLU	35.062	12	36 T. GRADINGER	30.115	12	38 H. SOOMER	23.355
13	55 M. ROCCOLI	24.273	13	55 M. ROCCOLI	35.075	13	54 K. SOFUOGLU	30.144	13	11 S. CORTESE	23.356
14	86 A. BADOVINI	24.313	14	47 R. HARTOG	35.081	14	53 N. MORRENTINO	30.157	14	53 N. MORRENTINO	23.362
15	66 N. TUULI	24.348	15	35 S. HILL	35.125	15	66 N. TUULI	30.187	15	66 N. TUULI	23.431
16	36 T. GRADINGER	24.377	16	63 D. STIRPE	35.133	16	13 A. WEST	30.194	16	84 L. CRESSON	23.525
17	81 L. STAPLEFORD	24.377	17	38 H. SOOMER	35.142	17	3 R. DE ROSA	30.210	17	54 K. SOFUOGLU	23.567
18	13 A. WEST	24.421	18	53 N. MORRENTINO	35.155	18	38 H. SOOMER	30.215	18	36 T. GRADINGER	23.617
19	38 H. SOOMER	24.434	19	13 A. WEST	35.233	19	84 L. CRESSON	30.222	19	55 M. ROCCOLI	23.638
20	53 N. MORRENTINO	24.545	20	77 W. TESSELS	35.295	20	65 M. CANDUCCI	30.448	20	60 L. GABELLINI	23.677
21	65 M. CANDUCCI	24.588	21	36 T. GRADINGER	35.305	21	47 R. HARTOG	30.524	21	35 S. HILL	23.733
22	77 W. TESSELS	24.617	22	60 L. GABELLINI	35.358	22	60 L. GABELLINI	30.638	22	65 M. CANDUCCI	23.763
23	52 M. MALONE	24.664	23	84 L. CRESSON	35.417	23	10 N. CALERO	30.679	23	47 R. HARTOG	23.805
24	35 S. HILL	24.676	24	65 M. CANDUCCI	35.442	24	22 E. LAHTI	30.687	24	96 A. IRWIN	23.808
25	10 N. CALERO	24.709	25	22 E. LAHTI	35.511	25	96 A. IRWIN	30.698	25	10 N. CALERO	23.854
26	22 E. LAHTI	24.718	26	10 N. CALERO	35.585	26	35 S. HILL	30.745	26	77 W. TESSELS	23.907
27	15 A. COPPOLA	24.820	27	52 M. MALONE	35.722	27	52 M. MALONE	30.754	27	52 M. MALONE	23.930
28	60 L. GABELLINI	24.859	28	15 A. COPPOLA	35.898	28	77 W. TESSELS	30.773	28	15 A. COPPOLA	23.960
29	96 A. IRWIN	24.944	29	56 P. SEBESTYEN	35.913	29	34 J. ITURRIOZ	30.808	29	74 J. VAN SIKKELERUS	23.987
30	34 J. ITURRIOZ	24.999	30	96 A. IRWIN	36.012	30	15 A. COPPOLA	31.075	30	34 J. ITURRIOZ	23.991
31	56 P. SEBESTYEN	25.060	31	34 J. ITURRIOZ	36.149	31	56 P. SEBESTYEN	31.559	31	22 E. LAHTI	23.998
32	74 J. VAN SIKKELERUS	25.632	32	74 J. VAN SIKKELERUS	36.612	32	74 J. VAN SIKKELERUS	31.731	32	56 P. SEBESTYEN	24.086

11/05/2018

These data/results cannot be reproduced, stored and/or transmitted in whole or in part by any manner of electronic, mechanical, photocopying, recording, broadcasting or otherwise now known or herein after developed without the previous express consent by the copyright owner, except for reproduction in daily press and regular printed publications on sale to the public within 60 days of the event related to those data/results and always provided that copyright symbol appears together as follows below.

© DORNA WSBK ORGANIZATION Srl 2018



PATA Italian Round, 11-12-13 May 2018

World Supersport - Chronological Analysis Free Practice 1st Session

Imola Circuit 4.936 m

1 / 6

1° 144 L. MAHIAS (1'51.241)							
Lap	Seg.1	Seg.2	Seg.3	Seg.4	Lap Time	km/h	Local Time
1							10:40'53.808
2	38.710	37.786	31.040	24.200	2'11.736P	163,0	10:43'05.544
3	24.705	35.294	30.542	24.128	1'54.669	244,5	10:45'00.213
4	25.294	36.485	32.021	3'06.459	4'40.259P	240,2	10:49'40.472
5	37.561	35.565	30.384	23.409	2'06.919P	154,2	10:51'47.391
6	24.523	34.775	30.062	23.330	1'52.690	246,7	10:53'40.081
7	24.479	35.017	30.015	23.282	1'52.793	245,6	10:55'32.874
8	24.496	34.727	29.817	23.189	1'52.229	244,5	10:57'25.103
9	27.211	38.577	33.747	6'47.177	8'26.712P	225,2	11:05'51.815
10	37.287	36.422	30.627	23.331	2'07.667P	163,0	11:07'59.482
11	24.432	46.971	39.889	5'38.698	7'29.990P	245,1	11:15'29.472
12	38.709	35.508	30.334	23.359	2'07.910P	189,6	11:17'37.382
13	24.605	34.875	29.752	23.161	1'52.393	244,5	11:19'29.775
14	24.292	34.577	45.080	23.495	2'07.444	246,2	11:21'37.219
15	24.390	34.858	29.868	23.292	1'52.408	246,2	11:23'29.627
16	26.025	36.722	30.250	3'58.804	5'31.801P	246,7	11:29'01.428
17	38.794	35.475	30.467	23.447	2'08.183P	159,4	11:31'09.611
18	24.249	34.672	29.700	23.096	1'51.717	246,2	11:33'01.328
19	24.161	34.395	29.577	23.108	1'51.241	246,7	11:34'52.569
20	24.117	34.578	29.682	23.061	1'51.438	247,3	11:36'44.007

4° 86 A. BADOVINI (1'52.019)							
Lap	Seg.1	Seg.2	Seg.3	Seg.4	Lap Time	km/h	Local Time
1							10:40'20.016
2	40.557	39.161	32.089	24.398	2'16.205P	139,4	10:42'36.221
3	25.209	36.328	30.657	23.790	1'55.984	234,4	10:44'32.205
4	24.829	36.012	30.887	23.540	1'55.268	240,7	10:46'27.473
5	24.649	35.126	30.445	23.744	1'53.964	242,3	10:48'21.437
6	25.161	35.310	30.286	23.529	1'54.286	240,2	10:50'15.723
7	24.664	35.753	30.051	23.565	1'54.033	242,9	10:52'09.756
8	24.431	35.013	30.136	23.732	1'53.312	245,6	10:54'03.068
9	24.569	34.842	30.496	24.912	1'54.819C	242,9	10:55'57.887
10	25.827	36.804	31.197	18'37.703	20'11.531P	228,5	11:16'09.418
11	43.184	36.827	40.275	23.966	2'24.252P		11:18'33.670
12	24.639	35.151	30.570	23.482	1'53.842	244,0	11:20'27.512
13	24.962	39.297	32.552	24.199	2'01.010	241,8	11:22'28.522
14	24.511	34.858	30.178	23.621	1'53.168	244,5	11:24'21.690
15	24.574	35.080	29.968	4'10.878	5'40.500P	242,9	11:30'02.190
16	39.677	35.777	30.520	23.202	2'09.276P	131,5	11:32'11.466
17	24.313	34.692	30.063	23.106	1'52.174	245,1	11:34'03.640
18	24.347	34.800	29.754	23.118	1'52.019	243,4	11:35'55.659

2° 64 F. CARICASULO (1'51.442)							
Lap	Seg.1	Seg.2	Seg.3	Seg.4	Lap Time	km/h	Local Time
1							10:39'49.866
2	40.218	37.226	30.982	23.809	2'12.235P	181,3	10:42'02.101
3	24.762	35.581	30.847	3'20.003	4'51.193P	238,0	10:46'53.294
4	36.527	35.845	30.782	23.570	2'06.724P	139,6	10:49'00.018
5	24.701	35.339	30.168	23.184	1'53.392	233,9	10:50'53.410
6	24.314	35.234	30.231	23.091	1'52.870	242,9	10:52'46.280
7	24.248	35.106	30.098	22.642	1'52.094C	245,1	10:54'38.374
8	29.406	35.636	30.542	23.138	1'58.722C	224,2	10:56'37.096
9	24.396	35.363	30.155	23.189	1'53.103	240,7	10:58'30.199
10	24.410	35.051	29.943	23.317	1'52.721	239,1	11:00'22.920
11	24.811	35.624	30.996	5'07.413	6'38.844P	239,1	11:07'01.764
12	36.927	35.873	38.584	5'07.168	6'58.552P	127,6	11:14'00.316
13	33.901	35.807	30.281	23.323	2'03.312P	198,3	11:16'03.628
14	24.498	34.910	29.994	23.638	1'53.040	241,8	11:17'56.668
15	24.718	35.060	29.869	23.282	1'52.929	245,6	11:19'49.597
16	24.386	35.394	30.424	5'13.785	6'43.989P	247,3	11:26'33.586
17	36.092	35.346	30.230	23.056	2'04.724P	177,8	11:28'38.310
18	24.333	34.796	29.999	22.884	1'52.012	244,0	11:30'30.322
19	23.955	34.607	29.861	23.392	1'51.815	248,4	11:32'22.137
20	23.981	34.701	29.772	22.988	1'51.442	245,6	11:34'13.579
21	23.978				1'51.611	246,7	11:36'05.190

5° 11 S. CORTESE (1'52.164)							
Lap	Seg.1	Seg.2	Seg.3	Seg.4	Lap Time	km/h	Local Time
1							10:40'01.366
2	38.389	39.628	33.197	25.393	2'16.607P	185,7	10:42'17.973
3	25.790	37.527	31.150	24.951	1'59.418	215,7	10:44'17.391
4	25.236	36.855	30.682	25.235	1'58.008	226,6	10:46'15.399
5	25.211	35.935	30.352	24.179	1'55.677	229,0	10:48'11.076
6	26.016	36.962	30.970	24.548	1'58.496	219,2	10:50'09.572
7	25.013	35.882	30.442	23.884	1'55.221	244,0	10:52'04.793
8	24.815	35.654	30.395	23.914	1'54.778	242,9	10:53'59.571
9	24.613	35.639	30.239	23.784	1'54.275	236,0	10:55'53.846
10	24.510	35.170	30.038	24.716	1'54.434	245,1	10:57'48.280
11	24.498	35.247	30.046	23.988	1'53.779	246,7	10:59'42.059
12	24.472	35.306	33.044	25.186	1'58.008C	243,4	11:01'40.067
13	26.895	36.714	31.572	24.461	1'59.642	247,9	11:03'39.709
14	24.492	34.978	30.288	23.793	1'53.551	246,7	11:05'33.260
15	24.764	35.712	30.601	9'52.355	11'23.432P	242,9	11:16'56.692
16	35.422	37.014	31.309	24.511	2'08.256P	181,9	11:19'04.948
17	24.594	35.306	30.139	23.475	1'53.514	239,6	11:20'58.462
18	24.361	35.005	29.960	23.427	1'52.753	247,3	11:22'51.215
19	24.168	34.944	29.975	23.446	1'52.533	249,6	11:24'43.748
20	24.226	34.829	29.753	23.356	1'52.164	247,9	11:26'35.912
21	24.311	34.875	30.021	23.629	1'52.836	250,2	11:28'28.748
22	59.820	43.712	36.383	24.529	2'44.444	250,2	11:31'13.192
23	24.274	34.715	29.772	32.635	2'01.396C	245,1	11:33'14.588
24	29.894	36.191	30.763	24.824	2'01.672C	231,9	11:35'16.260
25	24.191	34.776	29.685	23.658	1'52.310	249,0	11:37'08.570

3° 16 J. CLUZEL (1'51.730)							
Lap	Seg.1	Seg.2	Seg.3	Seg.4	Lap Time	km/h	Local Time
1							10:41'04.170
2	43.901	40.746	34.405	25.172	2'24.224P	165,8	10:43'28.394
3	25.209	35.697	31.331	24.007	1'56.244	228,0	10:45'24.638
4	24.483	35.083	30.366	23.421	1'53.353	241,8	10:47'17.991
5	24.326	34.838	30.023	23.400	1'52.587	250,7	10:49'10.578
6	24.295	35.028	29.928	23.535	1'52.786	251,3	10:51'03.364
7	24.361	36.748	31.590	6'31.585	8'04.284P	250,2	10:59'07.648
8	40.175	35.318	30.271	23.575	2'09.339P	198,3	11:01'16.987
9	24.357	34.889	29.975	23.188	1'52.409	249,0	11:03'09.396
10	24.176	34.936	29.938	23.600	1'52.650C	250,7	11:05'02.046
11	29.238	36.127	30.709	19'26.687	21'02.761CP	229,9	11:26'04.807
12	44.712	37.856	31.343	24.093	2'18.004P	137,8	11:28'22.811
13	24.217	34.732	29.895	23.491	1'52.335	251,3	11:30'15.146
14	24.320	34.882	29.898	23.291	1'52.391	251,9	11:32'07.537
15	24.106	34.788	29.732	23.104	1'51.730	252,5	11:33'59.267

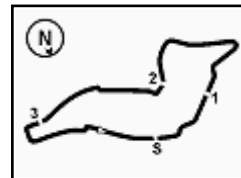
6° 111 K. SMITH (1'52.237)							
Lap	Seg.1	Seg.2	Seg.3	Seg.4	Lap Time	km/h	Local Time
1							10:40'21.246
2	39.567	39.483	32.670	24.768	2'16.488P	135,1	10:42'37.734
3	25.348	36.613	31.277	24.024	1'57.262	235,5	10:44'34.996
4	24.863	35.691	30.659	23.914	1'55.127	242,9	10:46'30.123
5	24.716	35.548	30.560	23.576	1'54.400	245,6	10:48'24.523
6	24.562	35.305	30.157	24.482	1'54.506	245,6	10:50'19.029
7	25.277	35.759	31.144	9'34.428	11'06.608P	241,8	11:01'25.637
8	38.851	36.253	30.643	23.574	2'09.321P	173,5	11:03'34.958
9	24.531	35.404	30.125	23.328	1'53.388	244,0	11:05'28.346
10	24.471	35.379	30.172	23.252	1'53.274	246,2	11:07'21.620
11	24.244	35.105	37.062	14'42.922	16'19.333P	246,2	11:23'40.953

11/05/2018 P = Pits In/Out - C = Lap Time Cancelled

These data/results cannot be reproduced, stored and/or transmitted in whole or in part by any manner of electronic, mechanical, photocopying, recording, broadcasting or otherwise now known or herein after developed without the previous express consent by the copyright owner, except for reproduction in daily press and regular printed publications on sale to the public within 60 days of the event related to those data/results and always provided that copyright symbol appears together as follows below.

© DORNA WSBK ORGANIZATION Srl 2018





Imola Circuit 4.936 m

2 / 6

12	38.233	37.449	31.150	23.443	2'10.275P	187,0	11:25'51.228	18	24.755	35.375	30.129	23.611	1'53.870	247,9	11:30'52.154
13	24.667	35.016	30.234	23.283	1'53.200	242,3	11:27'44.428	19	24.454	35.045	33.070	25.927	1'58.496C	247,9	11:32'50.650
14	24.463	35.055	29.997	23.394	1'52.909	245,1	11:29'37.337	20	24.412	34.990	30.156	23.306	1'52.864	248,4	11:34'43.514
15	24.260	34.891	29.881	23.205	1'52.237	244,5	11:31'29.574	21	24.167	35.044	29.981	23.441	1'52.633	249,0	11:36'36.147

7° 81 L. STAPLEFORD (1'52.378)							
Lap	Seg.1	Seg.2	Seg.3	Seg.4	Lap Time	km/h	Local Time
1							10:40'18.548
2	46.552	39.478	32.387	24.736	2'23.153P	142,6	10:42'41.701
3	25.778	36.125	31.606	23.969	1'57.478	219,7	10:44'39.179
4	25.038	35.446	31.027	24.213	1'55.724	236,0	10:46'34.903
5	24.820	35.230	30.534	22.772	1'53.356C	230,9	10:48'28.259
6	39.100	35.830	30.684	23.530	2'09.144C	219,2	10:50'37.403
7	24.602	35.225	30.357	23.616	1'53.800	236,0	10:52'31.203
8	24.653	36.434	31.921	13'25.385	14'58.393P	238,0	11:07'29.596
9	40.362	38.162	32.592	4'51.132	6'42.248P	160,1	11:14'11.844
10	39.646	36.365	30.972	23.635	2'10.618P	150,5	11:16'22.462
11	24.656	35.027	30.562	23.297	1'53.542	238,6	11:18'16.004
12	24.534	34.872	30.480	23.311	1'53.197	241,2	11:20'09.201
13	24.411	34.990	30.297	23.293	1'52.991	243,4	11:22'02.192
14	24.476	38.186	33.636	5'16.995	6'53.293P	241,8	11:28'55.485
15	36.011	37.047	30.309	23.371	2'06.738P	190,3	11:31'02.223
16	24.377	34.909	29.891	23.201	1'52.378	243,4	11:32'54.601

10° 3 R. DE ROSA (1'52.850)							
Lap	Seg.1	Seg.2	Seg.3	Seg.4	Lap Time	km/h	Local Time
1							10:41'19.465
2	41.046	39.371	32.238	24.816	2'17.471P	161,5	10:43'36.936
3	25.189	35.798	30.914	24.136	1'56.037	239,6	10:45'32.973
4	24.704	35.357	30.413	23.778	1'54.252	242,9	10:47'27.225
5	24.559	35.199	30.781	23.976	1'54.515	244,0	10:49'21.740
6	24.658	35.218	30.389	23.652	1'53.917	244,0	10:51'15.657
7	24.536	35.109	30.342	23.529	1'53.516	243,4	10:53'09.173
8	25.904	38.037	32.605	7'55.004	9'31.550P	240,2	11:02'40.723
9	36.231	37.497	31.874	23.742	2'09.344P	177,2	11:04'50.067
10	24.489	35.122	30.318	23.437	1'53.366	243,4	11:06'43.433
11	24.272	34.976	30.312	23.466	1'53.026C	245,1	11:08'36.459
12	32.422	44.147	41.730	10'43.863	12'42.162P	156,2	11:21'18.621
13	36.064	39.519	33.603	25.143	2'14.329CP	177,5	11:23'32.950
14	29.089	35.809	30.429	23.707	1'59.034C	227,0	11:25'31.984
15	24.332	35.097	30.275	23.464	1'53.168	247,3	11:27'25.152
16	24.258	34.925	30.210	23.457	1'52.850	246,2	11:29'18.002
17	24.970	36.161	32.064	1'36.262	3'09.457P	245,6	11:31'27.459
18	35.240	37.873	31.159	23.698	2'07.970P	186,3	11:34'35.429
19	24.354	34.930	30.333	23.338	1'52.955	243,4	11:36'28.384

8° 21 R. KRUMMENACHER (1'52.578)							
Lap	Seg.1	Seg.2	Seg.3	Seg.4	Lap Time	km/h	Local Time
1							10:42'03.353
2	38.046	37.706	31.963	27.848	2'15.563P	177,2	10:44'18.916
3	24.817	36.181	30.511	25.146	1'56.655	245,6	10:46'15.571
4	24.848	35.690	30.249	24.074	1'54.861	239,6	10:48'10.432
5	26.334	38.220	31.853	24.021	2'00.428	232,4	10:50'10.860
6	29.326	43.414	31.155	24.993	2'08.888	248,4	10:52'19.748
7	24.573	35.334	30.227	23.884	1'54.018	247,9	10:54'13.766
8	30.676	39.676	31.273	21'15.817	22'57.442P	247,9	11:17'11.208
9	38.504	36.745	34.174	23.818	2'13.241P	155,9	11:19'24.449
10	24.587	35.403	30.285	23.614	1'53.889	247,9	11:21'18.338
11	24.230	35.107	30.445	24.063	1'53.845	250,2	11:23'12.183
12	25.014	36.357	31.095	23.908	1'56.374	223,3	11:25'08.557
13	24.262	35.053	30.105	23.474	1'52.894	249,6	11:27'01.451
14	24.147	35.153	29.894	23.454	1'52.648	250,2	11:28'54.099
15	24.240	34.930	30.189	24.332	1'53.691	249,0	11:30'47.790
16	26.633	39.330	31.724	24.147	2'01.834	250,2	11:32'49.624
17	24.167	34.784	29.906	23.392	1'52.249C	249,0	11:34'41.873
18	24.131	35.146	29.982	23.319	1'52.578	250,2	11:36'34.451

11° 63 D. STIRPE (1'52.890)							
Lap	Seg.1	Seg.2	Seg.3	Seg.4	Lap Time	km/h	Local Time
1							10:39'51.836
2	39.038	37.155	31.353	24.271	2'11.817P	186,7	10:42'03.653
3	24.801	35.867	31.078	24.564	1'56.310	247,9	10:43'59.963
4	25.029	35.535	30.667	23.754	1'54.985	242,3	10:45'54.948
5	24.794	36.993	30.867	23.899	1'56.553	245,1	10:47'51.501
6	24.498	35.757	30.449	23.870	1'54.574	245,6	10:49'46.075
7	26.542	39.422	32.447	7'43.485	9'21.896P	223,8	10:59'07.971
8	40.684	36.018	30.846	26.242	2'13.790P	193,3	11:01'21.761
9	24.678	35.615	30.502	23.848	1'54.643	242,3	11:03'16.404
10	26.065	38.696	31.470	10'36.813	12'13.044P	242,3	11:15'29.448
11	39.284	35.875	30.539	23.743	2'09.441P	181,3	11:17'38.889
12	24.406	35.183	30.313	23.379	1'53.281	244,0	11:19'32.170
13	24.323	35.235	30.419	23.654	1'53.631	245,6	11:21'25.801
14	26.630	39.092	34.670	5'51.676	7'32.068P	231,9	11:28'57.869
15	42.435	35.676	30.472	23.597	2'12.180P		11:31'10.049
16	24.144	35.459	30.036	23.310	1'52.949	246,2	11:33'02.998
17	26.165	36.098	31.150	23.439	1'56.852	247,3	11:34'59.850
18	24.316	35.133	30.033	23.408	1'52.890	247,3	11:36'52.740

9° 78 H. OKUBO (1'52.633)							
Lap	Seg.1	Seg.2	Seg.3	Seg.4	Lap Time	km/h	Local Time
1							10:39'49.808
2	40.455	37.368	30.983	24.657	2'13.463P	195,4	10:42'03.271
3	24.866	36.014	30.883	24.118	1'55.881	244,0	10:43'59.152
4	24.607	35.572	30.370	23.850	1'54.399	246,2	10:45'53.551
5	24.853	35.377	30.457	23.795	1'54.482	245,1	10:47'48.033
6	24.820	39.672	31.203	23.545	1'59.240	238,0	10:49'47.273
7	24.762	35.635	30.216	23.668	1'54.281	244,5	10:51'41.554
8	24.640	35.423	30.348	23.636	1'54.047	245,1	10:53'35.601
9	24.538	35.663	33.852	8'15.425	9'49.478P	244,5	11:03'25.079
10	36.183	35.434	30.347	23.761	2'05.725P	179,5	11:05'30.804
11	24.545	35.295	30.363	23.350	1'53.553	245,6	11:07'24.357
12	24.822	35.402	38.463	6'12.236	7'50.923P	245,6	11:15'15.280
13	35.710	35.779	30.420	23.669	2'05.578P	188,0	11:17'20.858
14	24.542	35.219	30.274	23.801	1'53.836	246,7	11:19'14.694
15	24.817	40.380	33.714	4'01.059	5'39.970P	245,1	11:24'54.664
16	36.018	38.787	32.250	23.549	2'10.604P	180,4	11:27'05.268
17	24.504	35.143	30.024	23.345	1'53.016	248,4	11:28'58.284

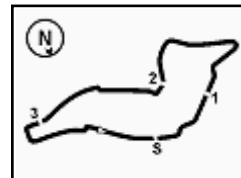
12° 66 N. TUULI (1'53.190)							
Lap	Seg.1	Seg.2	Seg.3	Seg.4	Lap Time	km/h	Local Time
1							10:40'31.457
2	38.144	40.825	32.701	25.048	2'16.718P	171,3	10:42'48.175
3	25.177	36.243	30.897	23.918	1'56.235	240,7	10:44'44.410
4	24.801	35.612	30.673	23.930	1'55.016	241,2	10:46'39.426
5	24.784	36.080	31.347	23.960	1'56.171	242,3	10:48'35.597
6	24.553				29'11.889P	241,8	11:17'47.486
7	35.771	36.713	31.134	24.110	2'07.728P	170,5	11:19'55.214
8	24.518	35.400	30.187	23.790	1'53.895	242,3	11:21'49.109
9	24.535	35.238	30.486	1'27.365	2'57.624P	243,4	11:24'46.733
10	34.880	36.240	30.577	23.875	2'05.572P	167,0	11:26'52.305
11	24.440	35.077	30.293	23.438	1'53.248	244,0	11:28'45.553
12	26.061	35.940	30.745	24.052	1'56.798	242,9	11:30'42.351
13	24.490	35.272	30.214	23.615	1'53.591	242,3	11:32'35.942
14	24.425	35.007	30.192	23.624	1'53.248	243,4	11:34'29.190

11/05/2018 P = Pits In/Out - C = Lap Time Cancelled

These data/results cannot be reproduced, stored and/or transmitted in whole or in part by any manner of electronic, mechanical, photocopying, recording, broadcasting or otherwise now known or herein after developed without the previous express consent by the copyright owner, except for reproduction in daily press and regular printed publications on sale to the public within 60 days of the event related to those data/results and always provided that copyright symbol appears together as follows below.

© DORNA WSBK ORGANIZATION Srl 2018





PATA Italian Round, 11-12-13 May 2018

World Supersport - Chronological Analysis Free Practice 1st Session

13° 53 N. MORRENTINO (1'53.219)								16° 55 M. ROCCOLI (1'53.307)							
Lap	Seg.1	Seg.2	Seg.3	Seg.4	Lap Time	km/h	Local Time	Lap	Seg.1	Seg.2	Seg.3	Seg.4	Lap Time	km/h	Local Time
1							10:40'12.031	1		50.129	39.370	26.620			10:43'05.177
2	49.806	38.587	32.149	24.617	2'25.159P	111,1	10:42'37.190	2	25.804	35.986	30.775	24.368	1'56.933	211,9	10:45'02.110
3	24.836	36.002	30.776	23.954	1'55.568	244,0	10:44'32.758	3	25.778	36.381	31.562	3'23.964	4'57.685P	229,0	10:49'59.795
4	24.803	35.804	31.024	23.861	1'55.492	238,6	10:46'28.250	4	38.101	36.573	30.557	23.903	2'09.134P	113,6	10:52'08.929
5	24.668	35.288	30.159	23.795	1'53.910	242,9	10:48'22.160	5	24.742	35.946	30.403	23.935	1'55.026	239,1	10:54'03.955
6	24.710	36.095	33.239	8'53.111	10'27.155P	242,9	10:58'49.315	6	24.828	35.744	31.044	8'17.642	9'49.258P	237,5	11:03'53.213
7	58.669	36.158	30.744	28.014	2'33.585P		11:01'22.900	7	42.531	37.306	34.426	24.314	2'18.577P	174,9	11:06'11.790
8	24.874	35.277	30.506	23.658	1'54.315	240,2	11:03'17.215	8	24.943	35.520	30.396	23.903	1'54.762	234,9	11:08'06.552
9	27.005	42.000	31.006	23.870	2'03.881	244,5	11:05'21.096	9	24.739	50.116	42.577	8'03.510	10'00.942P	239,6	11:18'07.494
10	24.939	35.551	30.400	11'39.430	13'10.320P	241,8	11:18'31.416	10	41.628	40.436	35.910	24.568	2'22.542P		11:20'30.036
11	53.460	40.285	30.555	23.602	2'27.902P		11:20'59.318	11	24.647	35.379	30.623	24.025	1'54.674	244,0	11:22'24.710
12	24.545	35.155	30.157	23.362	1'53.219	242,3	11:22'52.537	12	24.645	37.475	32.493	23.980	1'58.593	242,3	11:24'23.303
13	24.552	35.215	30.217	26.738	1'56.722	242,9	11:24'49.259	13	24.544	35.340	30.852	23.957	1'54.693	244,0	11:26'17.996
14	33.005	44.395	32.058	23.716	2'13.174	244,0	11:27'02.433	14	24.502	35.471	30.430	23.638	1'54.041	246,2	11:28'12.037
15	28.649	37.369	31.503	4'52.973	6'30.494P	244,0	11:33'32.927	15	24.444	35.084	30.153	23.627	1'53.308C	242,3	11:30'05.345
16	47.552	39.561	30.961	23.669	2'21.743P		11:35'54.670	16	24.452	35.075	30.054	23.726	1'53.307	242,3	11:31'58.652
								17	24.273	36.881	31.721	24.378	1'57.253	246,2	11:33'55.905
								18	24.424	35.198	30.039	23.653	1'53.314	244,0	11:35'49.219

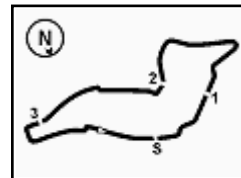
14° 54 K. SOFUOGLU (1'53.235)								17° 13 A. WEST (1'53.385)							
Lap	Seg.1	Seg.2	Seg.3	Seg.4	Lap Time	km/h	Local Time	Lap	Seg.1	Seg.2	Seg.3	Seg.4	Lap Time	km/h	Local Time
1							10:39'48.601	1							10:45'22.425
2	40.788	37.186	31.045	23.816	2'12.835P	192,0	10:42'01.436	2					1'58.692		10:47'21.117
3	24.722	37.262	31.345	24.088	1'57.417	246,2	10:43'58.853	3					1'57.024		10:49'18.141
4	24.651	35.512	30.448	23.853	1'54.464	247,9	10:45'53.317	4					7'23.996P		10:56'42.137
5	26.073	36.868	30.782	23.956	1'57.679	246,7	10:47'50.996	5	34.447	37.245	32.310	24.191	2'08.193P	186,7	10:58'50.330
6	24.452	35.389	30.275	23.599	1'53.715	246,7	10:49'44.711	6	24.931	35.728	30.843	23.841	1'55.343	241,8	11:00'45.673
7	26.131	37.768	30.509	9'05.425	10'39.833P	241,2	11:00'24.544	7	24.875	35.904	30.537	23.607	1'54.923	242,3	11:02'40.596
8	36.819	36.924	30.788	23.913	2'08.444P	181,0	11:02'32.988	8	24.564	35.521	30.423	23.516	1'54.024	243,4	11:04'34.620
9	24.700	35.374	30.397	23.631	1'54.102	246,2	11:04'27.090	9	24.576	35.406	30.528	23.945	1'54.455	244,5	11:06'29.075
10	24.576	35.222	42.069	23.962	2'05.829	247,3	11:06'32.919	10	28.264	37.194	31.490	9'38.784	11'15.732P	244,0	11:17'44.807
11	24.369	35.351	36.536	9'23.750	11'00.006P	249,6	11:17'32.925	11	35.528	37.374	34.233	23.719	2'10.854P	178,6	11:19'55.661
12	41.673	36.798	30.650	23.721	2'12.842P		11:19'45.767	12	24.421	35.428	30.384	23.468	1'53.701	247,9	11:21'49.362
13	24.548	35.123	30.144	23.576	1'53.391	248,4	11:21'39.158	13	24.652	38.635	33.418	24.728	2'01.433	241,8	11:23'50.795
14	24.330	35.098	30.235	23.593	1'53.256	250,2	11:23'32.414	14	26.022	38.305	34.162	24.137	2'02.626	246,7	11:25'53.421
15	24.415	35.131	30.292	23.567	1'53.405	251,3	11:25'25.819	15	24.624	35.335	30.394	23.405	1'53.758	245,6	11:27'47.179
16	24.251	35.062	30.357	23.777	1'53.447	250,2	11:27'19.266	16	24.561	35.265	30.205	23.354	1'53.385	246,2	11:29'40.564
17	24.278	35.152	30.177	23.628	1'53.235	250,2	11:29'12.501	17	29.667	40.458	33.611	24.406	2'08.142	246,7	11:31'48.706
								18	24.588	35.233	30.194	23.537	1'53.552	245,6	11:33'42.258
								19	24.638	36.125	32.296	25.132	1'58.191	247,3	11:35'40.449

15° 38 H. SOOMER (1'53.264)								18° 36 T. GRADINGER (1'53.574)							
Lap	Seg.1	Seg.2	Seg.3	Seg.4	Lap Time	km/h	Local Time	Lap	Seg.1	Seg.2	Seg.3	Seg.4	Lap Time	km/h	Local Time
1							10:40'11.177	1							10:41'05.178
2	46.449	39.248	32.681	24.774	2'23.152P	172,1	10:42'34.329	2	43.193	41.127	33.975	25.483	2'23.778P	160,3	10:43'28.956
3	25.250	36.652	31.197	24.260	1'57.359	238,6	10:44'31.688	3	25.403	36.738	31.134	24.818	1'58.093	229,5	10:45'27.049
4	24.972	36.483	31.331	24.090	1'56.876	242,3	10:46'28.564	4	25.419	36.882	30.960	24.459	1'57.720	228,0	10:47'24.769
5	24.634	35.769	30.483	23.835	1'54.721	244,5	10:48'23.285	5	24.852	37.053	30.647	24.453	1'57.005	244,5	10:49'21.774
6	24.781	35.504	30.685	23.789	1'54.759	244,5	10:50'18.044	6	24.956	35.763	30.622	24.079	1'55.420	229,9	10:51'17.194
7	24.815	35.749	30.906	24.520	1'55.990	242,9	10:52'14.033	7	24.769	35.726	30.611	23.961	1'55.067C	242,9	10:53'12.261
8	24.732	36.384	30.994	7'34.914	9'07.024P	244,0	11:01'21.058	8	31.400	36.295	30.684	9'04.521	10'42.900CP	223,3	11:03'55.161
9	37.820	36.266	30.809	23.974	2'08.869P	145,7	11:03'29.927	9	43.213	36.473	30.554	23.814	2'14.054P	129,7	11:06'09.215
10	25.507	35.601	30.871	23.936	1'55.915	242,9	11:05'25.842	10	24.677	35.948	30.636	25.600	1'56.861	247,3	11:08'06.076
11	24.825	35.438	30.686	23.636	1'54.585	243,4	11:07'20.427	11	25.129	42.490	39.395	7'19.129	9'06.143P	245,1	11:17'12.219
12	24.434	35.570	35.332	8'35.534	10'10.870P	245,1	11:17'31.297	12	37.823	36.704	30.937	24.037	2'09.501P	160,6	11:19'21.720
13	37.241	36.235	31.123	23.546	2'08.145P	157,1	11:19'39.442	13	24.526	35.869	30.448	23.954	1'54.797	247,3	11:21'16.517
14	24.847	35.638	30.401	23.611	1'54.497	244,5	11:21'33.939	14	24.982	35.516	30.476	24.112	1'55.086	242,9	11:23'11.603
15	24.702	35.800	30.753	23.711	1'54.966	247,3	11:23'28.905	15	24.470	35.672	31.239	27.285	1'58.666	248,4	11:25'10.269
16	24.583	35.571	30.703	24.288	1'55.145	246,2	11:25'24.050	16	24.518	35.305	30.192	23.752	1'53.767	249,6	11:27'04.036
17	24.924	35.620	30.894	24.018	1'55.456	239,1	11:27'19.506	17	24.474	35.368	30.115	23.617	1'53.574	249,6	11:28'57.610
18	26.837	36.567	31.055	2'35.486	4'09.945P	249,0	11:31'29.451	18	24.947	36.393	30.526	24.053	1'55.919	242,9	11:30'53.529
19	34.547	35.764	30.587	23.573	2'04.471P	195,8	11:33'33.922								
20	24.565	35.427	30.368	23.355	1'53.715	243,4	11:35'27.637								
21	24.486	35.142	30.215	23.421	1'53.264	245,1	11:37'20.901								

11/05/2018 P = Pits In/Out - C = Lap Time Cancelled

These data/results cannot be reproduced, stored and/or transmitted in whole or in part by any manner of electronic, mechanical, photocopying, recording, broadcasting or otherwise now known or herein after developed without the previous express consent by the copyright owner, except for reproduction in daily press and regular printed publications on sale to the public within 60 days of the event related to those data/results and always provided that copyright symbol appears together as follows below.

© DORNA WSBK ORGANIZATION Srl 2018



PATA Italian Round, 11-12-13 May 2018

World Supersport - Chronological Analysis Free Practice 1st Session

Imola Circuit 4.936 m

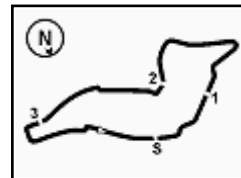
4 / 6

Lap	Seg.1	Seg.2	Seg.3	Seg.4	Lap Time	km/h	Local Time
19	24.377	58.141	32.404	24.457	2'19.379	249,6	11:33'12.908
19° 84 L. CRESSON (1'53.574)							
1							10:40'12.887
2	37.662	38.430	32.129	24.820	2'13.041P	192,3	10:42'25.928
3	25.328	36.843	31.285	24.422	1'57.878	247,3	10:44'23.806
4	24.854	36.232	31.104	24.829	1'57.019	250,7	10:46'20.825
5	24.856	35.846	31.337	24.226	1'56.265	247,3	10:48'17.090
6	24.858	35.886	30.656	23.755	1'55.155	246,7	10:50'12.245
7	24.731	35.805	30.674	23.936	1'55.146	250,2	10:52'07.391
8	24.916	35.683	30.409	23.813	1'54.821	249,6	10:54'02.212
9	24.516	35.511	36.465	7'03.709	8'40.201CP	248,4	11:02'42.413
10	36.805	36.848	31.216	24.317	2'09.186P	180,4	11:04'51.599
11	24.616	35.719	30.573	23.746	1'54.654	250,7	11:06'46.253
12	24.494	35.725	30.555	23.954	1'54.728C	249,6	11:08'40.981
13	29.177	43.956	38.891	12'03.856	13'55.880P	197,2	11:22'36.861
14	35.428	40.940	30.890	23.722	2'10.980P	192,0	11:24'47.841
15	24.566	35.670	30.468	23.672	1'54.376	251,9	11:26'42.217
16	24.363	35.417	30.222	23.572	1'53.574	253,1	11:28'35.791
17	24.314	39.088	30.251	23.525	1'57.178	250,2	11:30'32.969
18	24.231	35.668	30.481	23.717	1'54.097	251,9	11:32'27.066
19	24.478	35.612	30.381	23.542	1'54.013	249,6	11:34'21.079
22° 65 M. CANDUCCI (1'54.609)							
1							10:40'14.765
2	37.244	38.649	33.147	25.773	2'14.813P	190,3	10:42'29.578
3	25.701	36.443	31.412	24.517	1'58.073	242,3	10:44'27.651
4	25.078	35.958	31.000	24.203	1'56.239	241,8	10:46'23.890
5	25.054	36.103	31.660	24.427	1'57.244	243,4	10:48'21.134
6	25.442	36.143	30.890	23.979	1'56.454	236,5	10:50'17.588
7	24.953	35.903	31.731	13'28.871	15'01.458P	242,9	11:05'19.046
8	37.309	36.148	30.832	24.181	2'08.470P	157,1	11:07'27.516
9	25.131	35.851	37.552	6'18.759	7'57.293P	238,6	11:15'24.809
10	43.446	36.211	31.039	23.855	2'14.551P		11:17'39.360
11	24.723	35.442	30.681	23.763	1'54.609	241,8	11:19'33.969
12	24.956	36.163	31.307	6'34.138	8'06.564P	240,7	11:27'40.533
13	37.229	37.226	31.779	24.457	2'10.691P	151,8	11:29'51.224
14	25.195	35.983	31.041	23.911	1'56.130	240,2	11:31'47.354
15	24.588	35.724	30.448	23.937	1'54.697	243,4	11:33'42.051
16	24.613	36.182	31.021	25.186	1'57.002	244,5	11:35'39.053
17	24.894	35.685	30.770	23.954	1'55.303	240,7	11:37'34.356
23° 60 L. GABELLINI (1'54.666)							
1							10:42'36.927
2	25.349	36.522	31.214	24.077	1'57.162	237,5	10:44'34.089
3	25.008	35.802	31.011	23.928	1'55.749	238,0	10:46'29.838
4	25.316	35.881	35.896	7'27.798	9'04.891CP	238,6	10:55'34.729
5	35.168	38.018	31.908	24.129	2'09.223P	186,0	10:57'43.952
6	25.654	36.025	30.984	24.080	1'56.743	233,9	10:59'40.695
7	24.990	35.908	31.348	24.143	1'56.389	235,5	11:01'37.084
8	25.131	36.118	31.038	24.070	1'56.357	236,0	11:03'33.441
9	26.254	36.232	31.066	24.336	1'57.888	235,5	11:05'31.329
10	25.251	36.023	30.970	25.263	1'57.507C	237,5	11:07'28.836
11	31.951	38.245	38.134	6'55.062	8'43.392CP	217,4	11:16'12.228
12	38.707	38.281	33.065	25.158	2'15.211P	149,1	11:18'27.439
13	25.948	39.136	31.978	23.834	2'00.896	231,4	11:20'28.335
14	24.859	35.664	30.927	23.920	1'55.370	240,2	11:22'23.705
15	24.861	35.358	30.638	23.809	1'54.666	239,1	11:24'18.371
16	24.925	35.557	30.796	23.710	1'54.988	239,6	11:26'13.359
17	26.637	39.430	30.872	23.776	2'00.715	239,1	11:28'14.074
18	25.092	35.367	30.676	23.677	1'54.812	231,9	11:30'08.886
19	24.925	35.650	30.779	23.685	1'55.039	239,1	11:32'03.925
20	1'02.347	41.288	33.139	24.020	2'40.794	239,6	11:34'44.719
21	25.052	35.721	30.988	23.887	1'55.648	236,5	11:36'40.367
24° 77 W. TESSELS (1'54.845)							
1							10:39'53.316
2	38.292	38.749	33.256	25.575	2'15.872P	188,9	10:42'09.188
3	25.978	37.189	32.318	24.737	2'00.222	222,4	10:44'09.410
4	25.429	36.472	31.663	24.672	1'58.236	228,5	10:46'07.646
5	25.219	36.473	31.808	24.284	1'57.784	233,9	10:48'05.430
6	25.134	35.876	31.418	24.220	1'56.648	232,9	10:50'02.078
7	25.330	43.492	31.629	24.402	2'04.853	238,6	10:52'06.931
8	24.980	35.767	31.383	24.482	1'56.612	237,0	10:54'03.543
9	24.797	35.672	31.290	24.359	1'56.118	241,8	10:55'59.661
10	24.736	35.716	31.188	24.288	1'55.928	240,7	10:57'55.589
11	25.477	38.153	32.087	7'53.630	9'29.347P	232,4	11:07'24.936

11/05/2018 P = Pits In/Out - C = Lap Time Cancelled

These data/results cannot be reproduced, stored and/or transmitted in whole or in part by any manner of electronic, mechanical, photocopying, recording, broadcasting or otherwise now known or herein after developed without the previous express consent by the copyright owner, except for reproduction in daily press and regular printed publications on sale to the public within 60 days of the event related to those data/results and always provided that copyright symbol appears together as follows below.

© DORNA WSBK ORGANIZATION Srl 2018



Imola Circuit 4.936 m

PATA Italian Round, 11-12-13 May 2018

World Supersport - Chronological Analysis Free Practice 1st Session

5 / 6

12	35.738	37.430	36.801	5'11.975	7'01.944P	183,5	11:14'26.880	10	40.768	37.933	36.950	26.770	2'22.421CP	127,9	11:08'40.855
13	35.779	36.106	31.246	24.227	2'07.358P	183,8	11:16'34.238	11	31.390	42.939	41.127	5'33.954	7'29.410P	159,2	11:16'10.265
14	24.983	35.803	31.217	24.320	1'56.323	243,4	11:18'30.561	12	42.596	36.964	33.735	27.584	2'20.879P		11:18'31.144
15	25.019	35.788	31.127	23.998	1'55.932	226,6	11:20'26.493	13	24.953	36.072	31.249	23.879	1'56.153	238,6	11:20'27.297
16	24.710	35.617	32.098	3'15.062	4'47.487P	240,7	11:25'13.980	14	24.823	36.396	30.899	23.926	1'56.044C	244,5	11:22'23.341
17	41.082	36.945	30.773	23.907	2'12.707P	165,2	11:27'26.687	15	31.629	39.757	32.134	24.450	2'07.970C	198,7	11:24'31.311
18	24.617	35.295	30.774	24.159	1'54.845	242,9	11:29'21.532	16	25.015	36.248	30.679	23.970	1'55.912	239,1	11:26'27.223
19	24.731	35.618	32.472	26.203	1'59.024	244,0	11:31'20.556	17	26.389	38.578	33.524	1'37.689	3'16.180P	221,9	11:29'43.403
20	24.886	35.643	31.030	24.211	1'55.770	241,2	11:33'16.326	18	38.372	39.197	32.704	24.032	2'14.305P	164,0	11:31'57.708
21	26.298	38.529	31.298	24.546	2'00.671	238,0	11:35'16.997	19	24.798	35.585	31.154	23.854	1'55.391	242,3	11:33'53.099
22	24.815	35.827	31.814	24.948	1'57.404	241,2	11:37'14.401	20	24.709	35.610	30.682	24.175	1'50.176	240,7	11:35'48.275

25° 22 E. LAHTI (1'55.126)							
Lap	Seg.1	Seg.2	Seg.3	Seg.4	Lap Time	km/h	Local Time
1							10:40'00.812
2	38.043	39.544	34.509	26.042	2'18.138P	181,0	10:42'18.950
3	26.206	37.814	31.900	25.487	2'01.407	224,2	10:44'20.357
4	25.580	36.674	31.852	25.245	1'59.351	230,9	10:46'19.708
5	25.131	36.381	31.421	24.921	1'57.854	239,1	10:48'17.562
6	24.834	36.058	30.978	12'08.309	13'40.179P	242,3	11:01'57.741
7	35.842	36.363	34.780	24.366	2'11.351P	189,6	11:04'09.092
8	25.047	36.034	31.137	24.239	1'56.457	238,6	11:06'05.549
9	25.331	36.203	31.137	24.428	1'57.099	241,2	11:08'02.648
10	25.001	45.095	40.048	6'27.477	8'17.621P	241,2	11:16'20.269
11	35.813	36.701	31.334	24.164	2'08.012P	187,0	11:18'28.281
12	24.913	35.511	30.785	24.194	1'55.403	242,9	11:20'23.684
13	24.718	35.706	30.886	24.286	1'55.596	241,8	11:22'19.280
14	25.276	36.919	31.989	4'00.795	5'34.979P	240,7	11:27'54.259
15	36.005	36.087	31.103	24.628	2'07.823P	187,0	11:30'02.082
16	24.840	35.539	30.749	23.998	1'55.126	242,3	11:31'57.208
17	24.763	35.767	30.707	24.342	1'55.579	242,9	11:33'52.787
18	24.736	35.711	30.687	24.123	1'55.257	241,2	11:35'48.044

28° 96 A. IRWIN (1'55.863)							
Lap	Seg.1	Seg.2	Seg.3	Seg.4	Lap Time	km/h	Local Time
1							10:40'11.787
2	44.852	40.077	32.778	25.314	2'23.021P	183,5	10:42'34.808
3	26.330	38.040	31.801	24.500	2'00.671	224,2	10:44'35.479
4	26.029	37.597	31.377	24.286	1'59.289	233,4	10:46'34.768
5	25.847	36.955	31.094	24.228	1'58.124	221,0	10:48'32.892
6	25.892	36.609	31.216	24.215	1'57.932	229,5	10:50'30.824
7	25.722	37.642	31.710	24.509	1'59.583	229,0	10:52'30.407
8	25.389	36.344	30.840	23.997	1'56.570	232,4	10:54'26.977
9	26.197	37.484	35.297	9'15.058	10'54.036P	223,3	11:05'21.013
10	37.405	37.297	31.278	24.838	2'10.818P	140,5	11:07'31.831
11	25.600	36.667	37.706	5'28.424	7'08.397P	224,7	11:14'40.228
12	38.128	37.325	31.752	24.178	2'11.383P	180,1	11:16'51.611
13	25.274	36.012	30.904	23.808	1'55.998	234,4	11:18'47.609
14	26.765	46.883	35.361	23.989	2'12.998	237,5	11:21'00.607
15	24.944	38.342	31.270	24.004	1'58.560	240,7	11:22'59.167
16	25.217	36.729	30.880	23.953	1'56.779	238,0	11:24'55.946
17	25.571	36.842	30.698	23.910	1'57.021	239,1	11:26'52.967
18	25.009	36.250	30.719	23.885	1'55.863	240,7	11:28'48.830
19	25.214	37.452	31.095	24.115	1'57.876	238,6	11:30'46.706
20	25.407	36.270	30.911	24.066	1'56.654	237,5	11:32'43.360
21	25.012	36.206	30.882	23.982	1'56.082	239,1	11:34'39.442
22	25.266	36.295	30.752	24.045	1'56.358	238,6	11:36'35.800

26° 52 M. MALONE (1'55.136)							
Lap	Seg.1	Seg.2	Seg.3	Seg.4	Lap Time	km/h	Local Time
1							10:40'23.963
2	40.699	40.839	32.236	25.255	2'19.029P	155,7	10:42'42.992
3	25.696	36.918	31.615	1'24.344	2'58.573P	233,9	10:45'41.565
4	39.109	36.933	31.189	24.340	2'11.571P	189,3	10:47'53.136
5	25.086	36.137	31.311	24.234	1'56.768	240,7	10:49'49.904
6	24.992	36.365	31.203	24.321	1'56.881	245,1	10:51'46.785
7	25.159	35.968	31.016	24.157	1'56.300	242,3	10:53'43.085
8	24.838	35.893	30.990	24.156	1'55.877	245,6	10:55'38.962
9	24.856	35.904	30.931	24.069	1'55.760	245,1	10:57'34.722
10	24.995	36.035	33.548	5'08.662	6'43.240P	243,4	11:04'17.962
11	38.179	39.809	31.009	23.999	2'12.996P	178,0	11:06'30.958
12	24.926	37.992	40.668	6'56.606	8'40.192P	246,2	11:15'11.150
13	35.945	36.770	31.234	24.268	2'08.217P	187,0	11:17'19.367
14	24.795	35.930	30.776	24.446	1'55.947	245,1	11:19'15.314
15	24.664	35.779	30.838	23.930	1'55.211	246,2	11:21'10.525
16	24.697	35.722	30.754	23.963	1'55.136	245,6	11:23'05.661
17	24.813	35.747	30.957	24.037	1'55.554	245,6	11:25'01.215

29° 15 A. COPPOLA (1'55.979)							
Lap	Seg.1	Seg.2	Seg.3	Seg.4	Lap Time	km/h	Local Time
1							10:42'19.337
2	26.299	37.618	32.488	25.049	2'01.454	224,7	10:44'20.791
3	25.539	36.893	32.183	25.082	1'59.697	224,2	10:46'20.488
4	25.699	39.759	33.620	26.261	2'05.339	218,8	10:48'25.827
5	25.329	36.838	31.868	24.476	1'58.511	240,2	10:50'24.338
6	25.540	36.788	31.853	24.218	1'58.399	235,5	10:52'22.737
7	25.513	36.509	31.747	24.263	1'58.032	228,8	10:54'20.769
8	26.632	40.244	32.494	6'52.012	8'31.382P	217,4	11:02'52.151
9	46.879	39.197	32.424	24.609	2'23.109P	133,4	11:05'15.260
10	25.403	36.440	31.535	24.070	1'57.448	237,5	11:07'12.708
11	25.439	36.276	36.206	7'08.441	8'46.362P	221,9	11:15'59.070
12	49.765	42.747	33.463	25.234	2'31.209P	148,2	11:18'30.279
13	25.311	36.365	31.193	24.063	1'56.932	228,5	11:20'27.211
14	25.175	36.575	32.248	24.132	1'58.130	236,0	11:22'25.341
15	24.820	35.898	31.671	24.183	1'56.572	240,2	11:24'21.913
16	24.963	35.912	31.075	24.029	1'55.979	223,3	11:26'17.892
17	24.996	35.940	31.085	24.022	1'56.043	229,0	11:28'13.935
18	25.480	44.645	34.688	24.588	2'09.401	223,3	11:30'23.336
19	25.116	37.750	31.750	24.106	1'58.722	231,9	11:32'22.058
20	25.087	36.159	31.150	23.960	1'56.356	222,8	11:34'18.414

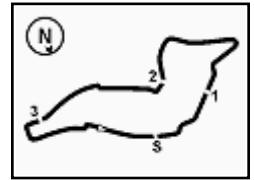
27° 10 N. CALERO (1'55.176)							
Lap	Seg.1	Seg.2	Seg.3	Seg.4	Lap Time	km/h	Local Time
1							10:40'13.984
2	43.391	38.393	32.077	25.396	2'19.257P	164,7	10:42'33.241
3	25.571	36.932	31.485	24.917	1'58.905	238,6	10:44'32.146
4	25.226	36.096	31.469	24.147	1'56.938	224,2	10:46'29.084
5	24.983	37.995	35.295	24.881	2'03.154	239,1	10:48'32.238
6	26.879	38.325	31.157	24.345	2'00.706	234,4	10:50'32.944
7	24.927	36.486	31.220	24.007	1'56.640	240,2	10:52'29.584
8	24.866	36.109	30.956	24.323	1'56.254	240,7	10:54'25.838
9	32.009	45.603	37.554	9'57.430	11'52.596P	192,0	11:06'18.434

30° 34 J. ITURRIOZ (1'56.579)							
Lap	Seg.1	Seg.2	Seg.3	Seg.4	Lap Time	km/h	Local Time
1							10:40'23.395
2	44.153	45.821	39.451	3'18.274	5'27.699P	170,7	10:45'51.094

11/05/2018 P = Pits In/Out - C = Lap Time Cancelled

These data/results cannot be reproduced, stored and/or transmitted in whole or in part by any manner of electronic, mechanical, photocopying, recording, broadcasting or otherwise now known or herein after developed without the previous express consent by the copyright owner, except for reproduction in daily press and regular printed publications on sale to the public within 60 days of the event related to those data/results and always provided that copyright symbol appears together as follows below.

© DORNA WSBK ORGANIZATION Srl 2018



PATA Italian Round, 11-12-13 May 2018

World Supersport - Chronological Analysis Free Practice 1st Session

3	38.169	39.822	33.636	26.439	2'18.066P	187,6	10:48'09.160
4	28.296	38.895	32.638	25.107	2'04.936	203,9	10:50'14.096
5	26.081	37.196	31.815	24.854	1'59.946	218,3	10:52'14.042
6	25.612	37.364	31.507	24.625	1'59.108	233,4	10:54'13.150
7	25.391	38.104	31.490	24.669	1'59.654	236,0	10:56'12.804
8	26.330	40.753	33.670	5'22.253	7'03.006P	229,9	11:03'15.810
9	36.168	38.040	31.506	24.635	2'10.349P	181,9	11:05'26.159
10	25.362	36.973	30.985	24.422	1'57.742	231,9	11:07'23.901
11	25.298	36.650	38.977	5'59.968	7'40.893P	236,5	11:15'04.794
12	36.131	39.550	33.176	24.774	2'13.631P	185,1	11:17'18.425
13	25.716	37.161	31.641	24.223	1'58.741	227,0	11:19'17.166
14	25.335	36.633	31.293	24.269	1'57.530	232,9	11:21'14.696
15	24.999	36.340	31.185	24.283	1'56.807	239,6	11:23'11.503
16	25.848	39.372	33.550	4'35.537	6'14.307P	221,9	11:29'25.810
17	42.799	38.829	32.502	24.638	2'18.768P		11:31'44.578
18	25.239	36.310	31.039	23.991	1'56.579	233,4	11:33'41.157
19	25.067	36.149	30.808	24.278	1'56.302C	239,1	11:35'37.459
20	34.115	38.808	33.590	24.521	2'11.034C	203,1	11:37'48.493

31° 56 P. SEBESTYEN (1'56.618)

Lap	Seg.1	Seg.2	Seg.3	Seg.4	Lap Time	km/h	Local Time
1							10:39'55.686
2	39.666	39.329	36.660	28.305	2'23.960P	189,3	10:42'19.646
3	26.304	37.660	32.565	24.908	2'01.437	221,5	10:44'21.083
4	25.735	36.796	31.732	24.731	1'58.994	223,8	10:46'20.077
5	25.335	36.589	31.775	24.382	1'58.081	234,9	10:48'18.158
6	25.347	36.340	31.627	24.709	1'58.023	238,6	10:50'16.181
7	25.372	36.373	31.630	7'38.495	9'11.870P	238,0	10:59'28.051
8	40.319	36.412	31.756	24.132	2'12.619CP		11:01'40.670
9	29.701	36.153	31.112	24.400	2'01.366C	223,3	11:03'42.036
10	25.060	35.913	31.559	24.086	1'56.618	238,6	11:05'38.654

32° 74 J. VAN SIKKELERUS (1'57.962)

Lap	Seg.1	Seg.2	Seg.3	Seg.4	Lap Time	km/h	Local Time
1							10:40'16.609
2	43.206	40.183	33.561	25.659	2'22.609P	133,9	10:42'39.218
3	26.185	37.674	32.830	24.762	2'01.451	222,4	10:44'40.669
4	25.662	36.872	31.966	25.010	1'59.510	226,6	10:46'40.179
5	25.950	36.683	31.938	24.965	1'59.536	231,9	10:48'39.715
6	26.586	38.284	32.658	10'27.210	12'04.738P	223,3	11:00'44.453
7	37.356	39.262	34.426	25.027	2'16.071P	160,8	11:03'00.524
8	25.632	36.612	31.731	23.987	1'57.962	234,9	11:04'58.486

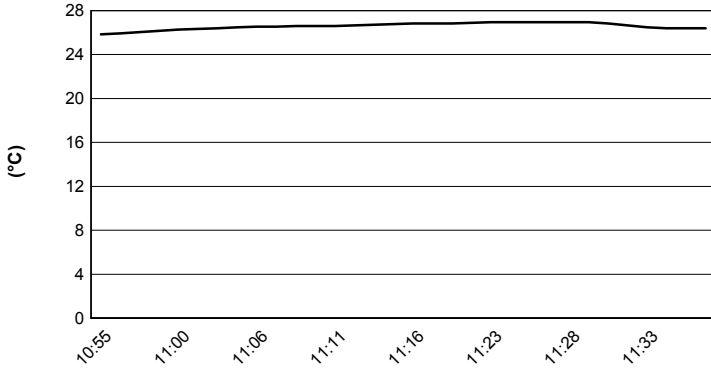
11/05/2018 P = Pits In/Out - C = Lap Time Cancelled

These data/results cannot be reproduced, stored and/or transmitted in whole or in part by any manner of electronic, mechanical, photocopying, recording, broadcasting or otherwise now known or herein after developed without the previous express consent by the copyright owner, except for reproduction in daily press and regular printed publications on sale to the public within 60 days of the event related to those data/results and always provided that copyright symbol appears together as follows below.

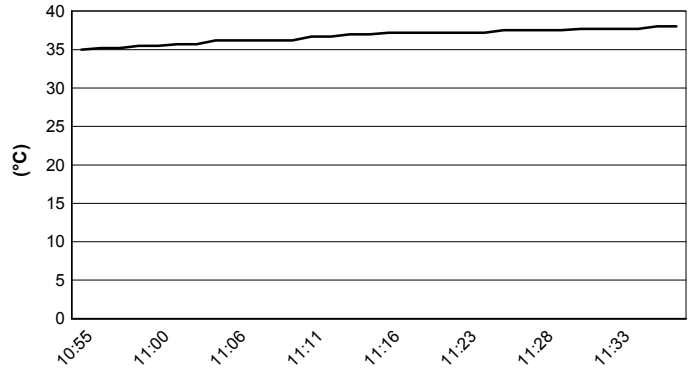
© DORNA WSBK ORGANIZATION Srl 2018

PATA Italian Round, 11-12-13 May 2018
World Supersport - Weather Report Free Practice 1st Session
 Session started 10:40 - Session ended 11:38


Air Temperature



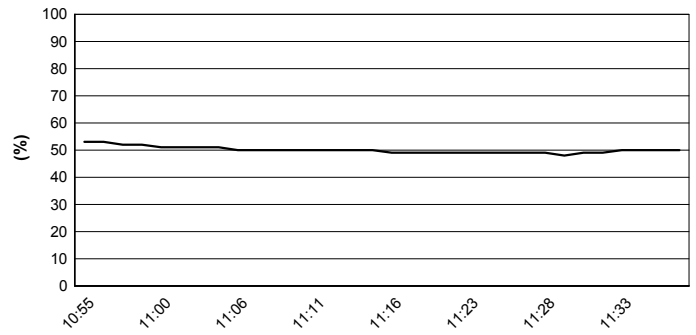
Track Temperature



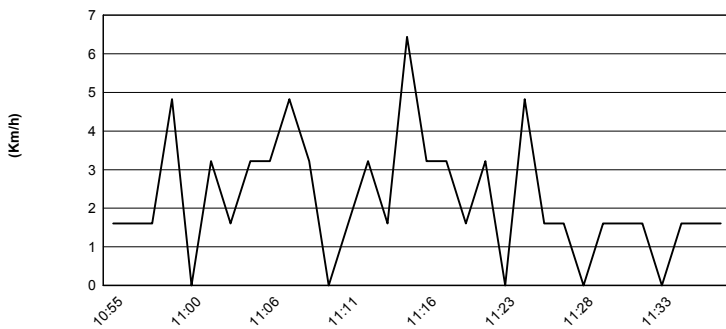
Air Pressure



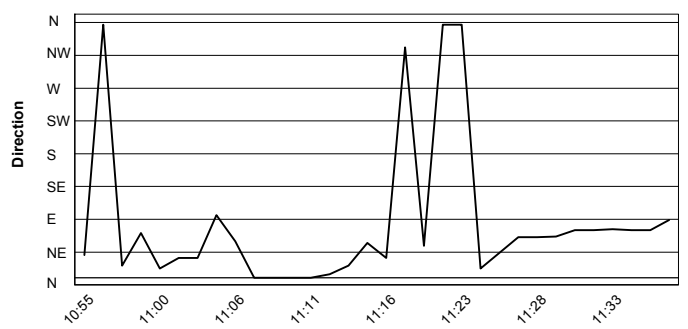
Humidity



Wind Speed



Wind Direction



11/05/2018

These data/results cannot be reproduced, stored and/or transmitted in whole or in part by any manner of electronic, mechanical, photocopying, recording, broadcasting or otherwise now known or herein after developed without the previous express consent by the copyright owner, except for reproduction in daily press and regular printed publications on sale to the public within 60 days of the event related to those data/results and always provided that copyright symbol appears together as follows below.

© DORNA WSBK ORGANIZATION Srl 2018