

## PATA Italian Round, 11-12-13 May 2018

### World Supersport - Results Free Practice 3rd Session

No.	Rider	Nat	Team	Bike	Class	Time	Gap	Rel.	Laps	Speed	
										Avg	Max
1	64 F. CARICASULO	ITA	GRT Yamaha Official WorldSSP Team	Yamaha YZF R6		<b>1'51.284</b>			9	159,678	<b>247,3</b>
2	144 L. MAHIAS	FRA	GRT Yamaha Official WorldSSP Team	Yamaha YZF R6		<b>1'51.349</b>	0.065	0.065	9	159,585	<b>245,6</b>
3	11 S. CORTESE	GER	Kallio Racing	Yamaha YZF R6		<b>1'51.531</b>	0.247	0.182	10	159,324	<b>249,0</b>
4	16 J. CLUZEL	FRA	NRT	Yamaha YZF R6		<b>1'51.703</b>	0.419	0.172	10	159,079	<b>255,5</b>
5	3 R. DE ROSA	ITA	MV Agusta Reparto Corse by Vamag	MV Agusta F3 675		<b>1'51.793</b>	0.509	0.090	11	158,951	<b>248,4</b>
6	21 R. KRUMMENACHER	SUI	BARDAHL Evan Bros. WorldSSP Team	Yamaha YZF R6		<b>1'51.871</b>	0.587	0.078	9	158,840	<b>249,0</b>
7	54 K. SOFUOGLU	TUR	Kawasaki Puccetti Racing	Kawasaki ZX-6R		<b>1'51.909</b>	0.625	0.038	10	158,786	<b>247,9</b>
8	81 L. STAPLEFORD	GBR	Profile Racing	Triumph Daytona 675		<b>1'52.013</b>	0.729	0.104	6	158,639	<b>241,8</b>
9	86 A. BADOVINI	ITA	MV Agusta Reparto Corse by Vamag	MV Agusta F3 675		<b>1'52.015</b>	0.731	0.002	10	158,636	<b>244,5</b>
10	84 L. CRESSON	BEL	Kallio Racing	Yamaha YZF R6		<b>1'52.477</b>	1.193	0.462	10	157,984	<b>252,5</b>
11	66 N. TUULI	FIN	CIA Landlord Insurance Honda	Honda CBR600RR		<b>1'52.664</b>	1.380	0.187	11	157,722	<b>245,6</b>
12	55 M. ROCCOLI	ITA	G.A.S. Racing Team	Yamaha YZF R6		<b>1'52.833</b>	1.549	0.169	10	157,486	<b>244,0</b>
13	78 H. OKUBO	JPN	Kawasaki Puccetti Racing	Kawasaki ZX-6R		<b>1'52.853</b>	1.569	0.020	10	157,458	<b>247,3</b>
14	36 T. GRADINGER	AUT	NRT	Yamaha YZF R6		<b>1'53.195</b>	1.911	0.342	10	156,982	<b>248,4</b>
15	13 A. WEST	AUS	EAB antwest Racing	Kawasaki ZX-6R		<b>1'53.347</b>	2.063	0.152	8	156,772	<b>246,2</b>
16	53 N. MORRENTINO	ITA	Renzi Corse	Kawasaki ZX-6R		<b>1'53.420</b>	2.136	0.073	8	156,671	<b>244,5</b>
17	47 R. HARTOG	NED	Team Hartog - Against Cancer	Kawasaki ZX-6R	ESS	<b>1'53.566</b>	2.282	0.146	8	156,469	<b>247,3</b>
18	60 L. GABELLINI	ITA	G.A.S. Racing Team	Yamaha YZF R6		<b>1'53.576</b>	2.292	0.010	9	156,456	<b>241,2</b>
19	22 E. LAHTI	FIN	Sterkman Motorsport by HRP	Suzuki GSX-R600	ESS	<b>1'53.776</b>	2.492	0.200	8	156,181	<b>243,4</b>
20	35 S. HILL	GBR	Profile Racing	Triumph Daytona 675		<b>1'53.881</b>	2.597	0.105	11	156,037	<b>238,6</b>
21	38 H. SOOMER	EST	Racedays	Honda CBR600RR		<b>1'54.117</b>	2.833	0.236	7	155,714	<b>246,2</b>
22	77 W. TESSELS	NED	Chromeburner Wayne's Racingteam MtM	Kawasaki ZX-6R	ESS	<b>1'54.126</b>	2.842	0.009	9	155,702	<b>244,5</b>
23	96 A. IRWIN	GBR	CIA Landlord Insurance Honda	Honda CBR600RR		<b>1'54.260</b>	2.976	0.134	10	155,519	<b>241,8</b>
24	63 D. STIRPE	ITA	Extreme Racing BARDAHL	MV Agusta F3 675		<b>1'54.298</b>	3.014	0.038	9	155,467	<b>245,1</b>
25	15 A. COPPOLA	ITA	GRT Yamaha Official WorldSSP Junior Team	Yamaha YZF R6	ESS	<b>1'54.414</b>	3.130	0.116	9	155,310	<b>241,8</b>
26	74 J. VAN SIKKELERUS	NED	GEMAR Team Lorini	Honda CBR600RR		<b>1'54.667</b>	3.383	0.253	10	154,967	<b>238,6</b>
27	10 N. CALERO	ESP	Orelac Racing VerdNatura	Kawasaki ZX-6R		<b>1'54.839</b>	3.555	0.172	10	154,735	<b>242,9</b>
28	65 M. CANDUCCI	ITA	Team GoEleven Kawasaki	Kawasaki ZX-6R		<b>1'55.352</b>	4.068	0.513	10	154,047	<b>234,9</b>
29	52 M. MALONE	ITA	Team GREENSPEED	Kawasaki ZX-6R		<b>1'55.378</b>	4.094	0.026	10	154,012	<b>244,5</b>
30	56 P. SEBESTYEN	HUN	SSP Hungary Racing	Kawasaki ZX-6R	ESS	<b>1'55.454</b>	4.170	0.076	2	153,911	<b>241,2</b>
31	34 J. ITURRIOZ	ARG	Team GoEleven Kawasaki	Kawasaki ZX-6R		<b>1'55.843</b>	4.559	0.389	11	153,394	<b>239,1</b>
----- Out 107% in this Session -----											
32	111 K. SMITH	GBR	GEMAR Team Lorini	Honda CBR600RR					1		<b>188,3</b>

Qualifying Lap Time (107% of 1'51.284): 1'59.075

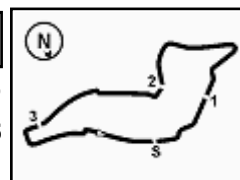
AIR	Humidity:	66%	Temp:	22°C
TRACK	Condition:	Dry	Temp:	28°C

Records	Pole (QP2)	2013 S.Lowes	1'50.404	160,950	Km/h
	Race (RC)	2015 J.Cluzel	1'51.101	159,940	Km/h
	Circuit (QP2)	2013 S.Lowes	1'50.404	160,950	Km/h

Start 12/05/2018 09:15 End 09:37 The results are provisional until the end of the time limit for protests and appeals and the completion of the technical checks.

These data/results cannot be reproduced, stored and/or transmitted in whole or in part by any manner of electronic, mechanical, photocopying, recording, broadcasting or otherwise now known or herein after developed without the previous express consent by the copyright owner, except for reproduction in daily press and regular printed publications on sale to the public within 60 days of the event related to those data/results and always provided that copyright symbol appears together as follows below.

© DORNA WSBK ORGANIZATION Srl 2018



## PATA Italian Round, 11-12-13 May 2018

### World Supersport - Results Free Practice 3rd Session

#### Session Highlights

Local Time	No. Rider	Description
09.15.00		Start
09.15.25		WorldSSP Pit Intervention Time: 1min 18secs
09.16.57	47 R. HARTOG	Current Lap Cancelled - Exceeded Track Limits - Turn 22
09.17.08	47 R. HARTOG	Current Lap Cancelled - Exceeded Track Limits
09.18.16	60 L. GABELLINI	Current Lap Cancelled - Exceeded Track Limits - Turn 14
09.19.20	65 M. CANDUCCI	Current Lap Cancelled - Exceeded Track Limits - Turn 22
09.19.29	65 M. CANDUCCI	Current Lap Cancelled - Exceeded Track Limits
09.20.59	35 S. HILL	Current Lap Cancelled - Exceeded Track Limits - Turn 22
09.21.06	35 S. HILL	Current Lap Cancelled - Exceeded Track Limits
09.22.06	64 F. CARICASULO	On the Gravel - Re-Joined - Turn 12
09.22.43	56 P. SEBESTYEN	On the Gravel - Re-Joined - Turn 18
09.24.25	84 L. CRESSON	On the Gravel - Re-Joined - Turn 12
09.26.19	34 J. ITURRIOZ	Current Lap Cancelled - Exceeded Track Limits - Turn 14
09.26.22	13 A. WEST	On the Gravel - Re-Joined - Turn 2
09.27.04	34 J. ITURRIOZ	Current Lap Cancelled - Exceeded Track Limits
09.28.12	36 T. GRADINGER	Current Lap Cancelled - Exceeded Track Limits - Turn 14
09.28.32	10 N. CALERO	On the Gravel - Re-Joined - Turn 10
09.28.32	15 A. COPPOLA	On the Gravel - Re-Joined - Turn 10
09.28.46	47 R. HARTOG	Lap Cancelled (2'21.721) - Exceeded Track Limits - Turn 22
09.29.11	65 M. CANDUCCI	Current Lap Cancelled - Exceeded Track Limits - Turn 22
09.29.18	65 M. CANDUCCI	Current Lap Cancelled - Exceeded Track Limits
09.30.32	52 M. MALONE	On the Gravel - Re-Joined - Turn 12
09.31.31	96 A. IRWIN	Lap Cancelled (1'54.453) - Exceeded Track Limits - Turn 15
09.32.18	60 L. GABELLINI	Current Lap Cancelled - Exceeded Track Limits - Turn 22
09.32.25	60 L. GABELLINI	Current Lap Cancelled - Exceeded Track Limits
09.32.40	35 S. HILL	Current Lap Cancelled - Exceeded Track Limits - Turn 22
09.32.48	35 S. HILL	Current Lap Cancelled - Exceeded Track Limits
09.34.17	84 L. CRESSON	Technical Problem - Turn 9
09.34.42	96 A. IRWIN	Lap Cancelled (1'53.996) - Exceeded Track Limits - Turn 15
09.34.52	22 E. LAHTI	Current Lap Cancelled - Exceeded Track Limits - Turn 22
09.34.59	22 E. LAHTI	Current Lap Cancelled - Exceeded Track Limits
09.35.32	74 J. VAN SIKKELERUS	On the Gravel - Re-Joined - Turn 2
09.36.10	84 L. CRESSON	Re-joined
09.36.30	36 T. GRADINGER	On the Gravel - Re-Joined - Turn 18
09.36.51	10 N. CALERO	Current Lap Cancelled - Exceeded Track Limits - Turn 22
09.37.33		End Of Session

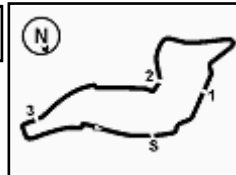
#### Fastest Laps Sequence

No.	Rider	Nat	Team	Bike	Local Time	Time	Gap	Avg
64	F. CARICASULO	ITA	GRT Yamaha Official WorldSSP Team	Yamaha YZF R6	09:18'51.020	<b>1'54.114</b>		155,718
54	K. SOFUOGLU	TUR	Kawasaki Puccetti Racing	Kawasaki ZX-6R	09:18'51.817	<b>1'53.543</b>	-0.571	156,501
144	L. MAHIAS	FRA	GRT Yamaha Official WorldSSP Team	Yamaha YZF R6	09:19'50.738	<b>1'52.870</b>	-0.673	157,434
3	R. DE ROSA	ITA	MV Agusta Reparto Corse by Vamag	MV Agusta F3 675	09:19'55.194	<b>1'52.798</b>	-0.072	157,535
64	F. CARICASULO	ITA	GRT Yamaha Official WorldSSP Team	Yamaha YZF R6	09:20'43.398	<b>1'52.378</b>	-0.420	158,123
54	K. SOFUOGLU	TUR	Kawasaki Puccetti Racing	Kawasaki ZX-6R	09:20'43.760	<b>1'51.943</b>	-0.435	158,738
3	R. DE ROSA	ITA	MV Agusta Reparto Corse by Vamag	MV Agusta F3 675	09:23'39.178	<b>1'51.889</b>	-0.054	158,815
64	F. CARICASULO	ITA	GRT Yamaha Official WorldSSP Team	Yamaha YZF R6	09:29'49.124	<b>1'51.362</b>	-0.527	159,566
64	F. CARICASULO	ITA	GRT Yamaha Official WorldSSP Team	Yamaha YZF R6	09:31'40.408	<b>1'51.284</b>	-0.078	159,678

12/05/2018 Start 09:15 End 09:37 The results are provisional until the end of the time limit for protests and appeals and the completion of the technical checks.

These data/results cannot be reproduced, stored and/or transmitted in whole or in part by any manner of electronic, mechanical, photocopying, recording, broadcasting or otherwise now known or herein after developed without the previous express consent by the copyright owner, except for reproduction in daily press and regular printed publications on sale to the public within 60 days of the event related to those data/results and always provided that copyright symbol appears together as follows below.

© DORNA WSBK ORGANIZATION Srl 2018



## PATA Italian Round, 11-12-13 May 2018

### World Supersport - Best Sectors & Speed Free Practice 3rd Session

#### BEST LAP

1	64 F. CARICASULO	Yamaha YZF R6	1'51.284
2	144 L. MAHIAS	Yamaha YZF R6	1'51.349
3	11 S. CORTESE	Yamaha YZF R6	1'51.531
4	16 J. CLUZEL	Yamaha YZF R6	1'51.703
5	3 R. DE ROSA	MV Agusta F3 675	1'51.793
6	21 R. KRUMMENACHER	Yamaha YZF R6	1'51.871
7	54 K. SOFUOGLU	Kawasaki ZX-6R	1'51.909
8	81 L. STAPLEFORD	Triumph Daytona 675	1'52.013
9	86 A. BADOVINI	MV Agusta F3 675	1'52.015
10	84 L. CRESSON	Yamaha YZF R6	1'52.477
11	66 N. TUULI	Honda CBR600RR	1'52.664
12	55 M. ROCCOLI	Yamaha YZF R6	1'52.833
13	78 H. OKUBO	Kawasaki ZX-6R	1'52.853
14	36 T. GRADINGER	Yamaha YZF R6	1'53.195
15	13 A. WEST	Kawasaki ZX-6R	1'53.347
16	53 N. MORRENTINO	Kawasaki ZX-6R	1'53.420
17	47 R. HARTOG	Kawasaki ZX-6R	1'53.566
18	60 L. GABELLINI	Yamaha YZF R6	1'53.576
19	22 E. LAHTI	Suzuki GSX-R600	1'53.776
20	35 S. HILL	Triumph Daytona 675	1'53.881
21	38 H. SOOMER	Honda CBR600RR	1'54.117
22	77 W. TESSELS	Kawasaki ZX-6R	1'54.126
23	96 A. IRWIN	Honda CBR600RR	1'54.260
24	63 D. STIRPE	MV Agusta F3 675	1'54.298
25	15 A. COPPOLA	Yamaha YZF R6	1'54.414
26	74 J. VAN SIKKELERUS	Honda CBR600RR	1'54.667
27	10 N. CALERO	Kawasaki ZX-6R	1'54.839
28	65 M. CANDUCCI	Kawasaki ZX-6R	1'55.352
29	52 M. MALONE	Kawasaki ZX-6R	1'55.378
30	56 P. SEBESTYEN	Kawasaki ZX-6R	1'55.454
31	34 J. ITURRIOZ	Kawasaki ZX-6R	1'55.843
32	111 K. SMITH	Honda CBR600RR	

#### SPEED

1	16 J. CLUZEL	Yamaha YZF R6	255,5
2	84 L. CRESSON	Yamaha YZF R6	252,5
3	21 R. KRUMMENACHER	Yamaha YZF R6	249,0
4	11 S. CORTESE	Yamaha YZF R6	249,0
5	36 T. GRADINGER	Yamaha YZF R6	248,4
6	3 R. DE ROSA	MV Agusta F3 675	248,4
7	54 K. SOFUOGLU	Kawasaki ZX-6R	247,9
8	47 R. HARTOG	Kawasaki ZX-6R	247,3
9	78 H. OKUBO	Kawasaki ZX-6R	247,3
10	64 F. CARICASULO	Yamaha YZF R6	247,3
11	38 H. SOOMER	Honda CBR600RR	246,2
12	13 A. WEST	Kawasaki ZX-6R	246,2
13	66 N. TUULI	Honda CBR600RR	245,6
14	144 L. MAHIAS	Yamaha YZF R6	245,6
15	63 D. STIRPE	MV Agusta F3 675	245,1
16	77 W. TESSELS	Kawasaki ZX-6R	244,5
17	52 M. MALONE	Kawasaki ZX-6R	244,5
18	86 A. BADOVINI	MV Agusta F3 675	244,5
19	53 N. MORRENTINO	Kawasaki ZX-6R	244,5
20	55 M. ROCCOLI	Yamaha YZF R6	244,0
21	22 E. LAHTI	Suzuki GSX-R600	243,4
22	10 N. CALERO	Kawasaki ZX-6R	242,9
23	15 A. COPPOLA	Yamaha YZF R6	241,8
24	81 L. STAPLEFORD	Triumph Daytona 675	241,8
25	96 A. IRWIN	Honda CBR600RR	241,8
26	60 L. GABELLINI	Yamaha YZF R6	241,2
27	56 P. SEBESTYEN	Kawasaki ZX-6R	241,2
28	34 J. ITURRIOZ	Kawasaki ZX-6R	239,1
29	35 S. HILL	Triumph Daytona 675	238,6
30	74 J. VAN SIKKELERUS	Honda CBR600RR	238,6
31	65 M. CANDUCCI	Kawasaki ZX-6R	234,9
32	111 K. SMITH	Honda CBR600RR	188,3

#### SEG. 1

1	64 F. CARICASULO	24.053
2	3 R. DE ROSA	24.055
3	11 S. CORTESE	24.069
4	16 J. CLUZEL	24.074
5	21 R. KRUMMENACHER	24.076
6	144 L. MAHIAS	24.100
7	84 L. CRESSON	24.108
8	54 K. SOFUOGLU	24.152
9	66 N. TUULI	24.251
10	47 R. HARTOG	24.265
11	86 A. BADOVINI	24.294
12	78 H. OKUBO	24.319
13	81 L. STAPLEFORD	24.329
14	36 T. GRADINGER	24.386
15	55 M. ROCCOLI	24.390
16	13 A. WEST	24.410
17	77 W. TESSELS	24.432
18	53 N. MORRENTINO	24.489
19	63 D. STIRPE	24.504
20	38 H. SOOMER	24.551
21	60 L. GABELLINI	24.578
22	22 E. LAHTI	24.579
23	35 S. HILL	24.636
24	96 A. IRWIN	24.664
25	15 A. COPPOLA	24.724
26	56 P. SEBESTYEN	24.732
27	52 M. MALONE	24.738
28	74 J. VAN SIKKELERUS	24.780
29	10 N. CALERO	24.785
30	34 J. ITURRIOZ	24.831
31	65 M. CANDUCCI	24.997

#### SEG. 2

1	11 S. CORTESE	34.435
2	64 F. CARICASULO	34.473
3	16 J. CLUZEL	34.481
4	144 L. MAHIAS	34.481
5	54 K. SOFUOGLU	34.625
6	3 R. DE ROSA	34.659
7	21 R. KRUMMENACHER	34.690
8	86 A. BADOVINI	34.740
9	81 L. STAPLEFORD	34.752
10	66 N. TUULI	34.896
11	84 L. CRESSON	34.943
12	55 M. ROCCOLI	34.956
13	36 T. GRADINGER	35.009
14	22 E. LAHTI	35.009
15	78 H. OKUBO	35.010
16	60 L. GABELLINI	35.017
17	13 A. WEST	35.072
18	53 N. MORRENTINO	35.085
19	77 W. TESSELS	35.097
20	35 S. HILL	35.129
21	47 R. HARTOG	35.143
22	38 H. SOOMER	35.258
23	15 A. COPPOLA	35.295
24	96 A. IRWIN	35.297
25	10 N. CALERO	35.436
26	63 D. STIRPE	35.502
27	74 J. VAN SIKKELERUS	35.519
28	65 M. CANDUCCI	35.542
29	52 M. MALONE	35.551
30	56 P. SEBESTYEN	35.747
31	34 J. ITURRIOZ	35.799
32	111 K. SMITH	37.519

#### SEG. 3

1	16 J. CLUZEL	29.522
2	21 R. KRUMMENACHER	29.533
3	144 L. MAHIAS	29.540
4	11 S. CORTESE	29.562
5	3 R. DE ROSA	29.720
6	86 A. BADOVINI	29.725
7	64 F. CARICASULO	29.729
8	81 L. STAPLEFORD	29.780
9	54 K. SOFUOGLU	29.829
10	66 N. TUULI	29.843
11	78 H. OKUBO	29.914
12	84 L. CRESSON	29.978
13	36 T. GRADINGER	30.021
14	96 A. IRWIN	30.031
15	55 M. ROCCOLI	30.075
16	47 R. HARTOG	30.179
17	13 A. WEST	30.219
18	53 N. MORRENTINO	30.239
19	22 E. LAHTI	30.300
20	38 H. SOOMER	30.341
21	10 N. CALERO	30.456
22	15 A. COPPOLA	30.457
23	60 L. GABELLINI	30.466
24	35 S. HILL	30.480
25	63 D. STIRPE	30.518
26	77 W. TESSELS	30.588
27	74 J. VAN SIKKELERUS	30.632
28	56 P. SEBESTYEN	30.682
29	34 J. ITURRIOZ	30.701
30	52 M. MALONE	30.723
31	65 M. CANDUCCI	30.742
32	111 K. SMITH	31.737

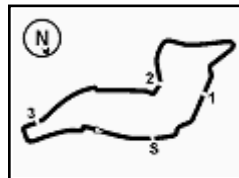
#### SEG. 4

1	144 L. MAHIAS	22.938
2	64 F. CARICASULO	22.955
3	86 A. BADOVINI	23.121
4	81 L. STAPLEFORD	23.152
5	54 K. SOFUOGLU	23.186
6	3 R. DE ROSA	23.191
7	21 R. KRUMMENACHER	23.237
8	84 L. CRESSON	23.256
9	60 L. GABELLINI	23.288
10	55 M. ROCCOLI	23.341
11	16 J. CLUZEL	23.341
12	13 A. WEST	23.352
13	11 S. CORTESE	23.359
14	66 N. TUULI	23.379
15	78 H. OKUBO	23.415
16	35 S. HILL	23.482
17	74 J. VAN SIKKELERUS	23.508
18	36 T. GRADINGER	23.558
19	53 N. MORRENTINO	23.561
20	96 A. IRWIN	23.584
21	47 R. HARTOG	23.595
22	15 A. COPPOLA	23.642
23	38 H. SOOMER	23.681
24	63 D. STIRPE	23.769
25	22 E. LAHTI	23.807
26	77 W. TESSELS	23.820
27	10 N. CALERO	23.882
28	65 M. CANDUCCI	23.974
29	56 P. SEBESTYEN	24.063
30	52 M. MALONE	24.066
31	34 J. ITURRIOZ	24.102

12/05/2018

These data/results cannot be reproduced, stored and/or transmitted in whole or in part by any manner of electronic, mechanical, photocopying, recording, broadcasting or otherwise now known or herein after developed without the previous express consent by the copyright owner, except for reproduction in daily press and regular printed publications on sale to the public within 60 days of the event related to those data/results and always provided that copyright symbol appears together as follows below.

© DORNA WSBK ORGANIZATION Srl 2018



## PATA Italian Round, 11-12-13 May 2018

### World Supersport - Ideal Times Free Practice 3rd Session

Imola Circuit 4.936 m

1 / 2

No.	Rider	Nat	Bike	Seg. 1	Seg. 2	Seg. 3	Seg. 4	Ideal Time		
				Diff. 1	Diff. 2	Diff. 3	Diff. 4	Best Lap	Pos.	Diff.
1	144 L. MAHIAS	FRA	Yamaha YZF R6	24.100	34.481 0.126	29.540 0.164	<b>22.938</b>	<b>1'51.059</b>	3	0.290
2	64 F. CARICASULO	ITA	Yamaha YZF R6	<b>24.053</b> 0.010	34.473 0.060	29.729 0.004	22.955	<b>1'51.210</b>	2	0.074
3	16 J. CLUZEL	FRA	Yamaha YZF R6	24.074 0.057	34.481 0.076	<b>29.522</b> 0.116	23.341 0.036	<b>1'51.418</b>	5	0.285
4	11 S. CORTESE	GER	Yamaha YZF R6	24.069	<b>34.435</b>	29.562 0.106	23.359	<b>1'51.425</b>	4	0.106
5	21 R. KRUMMENACHER	SUI	Yamaha YZF R6	24.076 0.011	34.690 0.046	29.533 0.121	23.237 0.157	<b>1'51.536</b>	7	0.335
6	3 R. DE ROSA	ITA	MV Agusta F3 675	24.055	34.659 0.002	29.720 0.166	23.191	<b>1'51.625</b>	6	0.168
7	54 K. SOFUOGLU	TUR	Kawasaki ZX-6R	24.152 0.083	34.625 0.027	29.829 0.007	23.186	<b>1'51.792</b>	8	0.117
8	86 A. BADOVINI	ITA	MV Agusta F3 675	24.294 0.021	34.740	29.725 0.014	23.121 0.100	<b>1'51.880</b>	10	0.135
9	81 L. STAPLEFORD	GBR	Triumph Daytona 675	24.329	34.752	29.780	23.152	<b>1'52.013</b>	9	
10	84 L. CRESSON	BEL	Yamaha YZF R6	24.108 0.192	34.943	29.978	23.256	<b>1'52.285</b>	11	0.192
11	66 N. TUULI	FIN	Honda CBR600RR	24.251 0.148	34.896 0.108	29.843 0.039	23.379	<b>1'52.369</b>	12	0.295
12	78 H. OKUBO	JPN	Kawasaki ZX-6R	24.319 0.187	35.010 0.008	29.914	23.415	<b>1'52.658</b>	14	0.195
13	55 M. ROCCOLI	ITA	Yamaha YZF R6	24.390	34.956	30.075 0.048	23.341 0.023	<b>1'52.762</b>	13	0.071
14	36 T. GRADINGER	AUT	Yamaha YZF R6	24.386 0.068	35.009 0.153	30.021	23.558	<b>1'52.974</b>	15	0.221
15	13 A. WEST	AUS	Kawasaki ZX-6R	24.410 0.115	35.072	30.219	23.352 0.179	<b>1'53.053</b>	16	0.294
16	47 R. HARTOG	NED	Kawasaki ZX-6R	24.265	35.143	30.179 0.232	23.595 0.152	<b>1'53.182</b>	18	0.384
17	60 L. GABELLINI	ITA	Yamaha YZF R6	24.578 0.081	35.017	30.466 0.045	23.288 0.101	<b>1'53.349</b>	19	0.227
18	53 N. MORRENTINO	ITA	Kawasaki ZX-6R	24.489	35.085 0.046	30.239	23.561	<b>1'53.374</b>	17	0.046
19	96 A. IRWIN	GBR	Honda CBR600RR	24.664 0.008	35.297 0.131	30.031 0.511	23.584 0.034	<b>1'53.576</b>	24	0.684
20	22 E. LAHTI	FIN	Suzuki GSX-R600	24.579 0.033	35.009 0.048	30.300	23.807	<b>1'53.695</b>	20	0.081
21	35 S. HILL	GBR	Triumph Daytona 675	24.636	35.129 0.091	30.480	23.482 0.063	<b>1'53.727</b>	21	0.154
22	38 H. SOOMER	EST	Honda CBR600RR	24.551	35.258	30.341 0.022	23.681 0.264	<b>1'53.831</b>	22	0.286
23	77 W. TESSELS	NED	Kawasaki ZX-6R	24.432 0.189	35.097	30.588	23.820	<b>1'53.937</b>	23	0.189
24	15 A. COPPOLA	ITA	Yamaha YZF R6	24.724 0.075	35.295 0.121	30.457 0.052	23.642 0.048	<b>1'54.118</b>	26	0.296
25	63 D. STIRPE	ITA	MV Agusta F3 675	24.504	35.502	30.518 0.005	23.769	<b>1'54.293</b>	25	0.005
26	74 J. VAN SIKKELERUS	NED	Honda CBR600RR	24.780	35.519 0.161	30.632	23.508 0.067	<b>1'54.439</b>	27	0.228
27	10 N. CALERO	ESP	Kawasaki ZX-6R	24.785	35.436	30.456	23.882 0.280	<b>1'54.559</b>	28	0.280
28	52 M. MALONE	ITA	Kawasaki ZX-6R	24.738	35.551 0.194	30.723 0.106	24.066	<b>1'55.078</b>	30	0.300
29	56 P. SEBESTYEN	HUN	Kawasaki ZX-6R	24.732 0.087	35.747	30.682 0.121	24.063 0.022	<b>1'55.224</b>	31	0.230
30	65 M. CANDUCCI	ITA	Kawasaki ZX-6R	24.997	35.542 0.097	30.742	23.974	<b>1'55.255</b>	29	0.097
31	34 J. ITURRIOZ	ARG	Kawasaki ZX-6R	24.831	35.799 0.143	30.701 0.249	24.102 0.018	<b>1'55.433</b>	32	0.410

12/05/2018

These data/results cannot be reproduced, stored and/or transmitted in whole or in part by any manner of electronic, mechanical, photocopying, recording, broadcasting or otherwise now known or herein after developed without the previous express consent by the copyright owner, except for reproduction in daily press and regular printed publications on sale to the public within 60 days of the event related to those data/results and always provided that copyright symbol appears together as follows below.

© DORNA WSBK ORGANIZATION Srl 2018

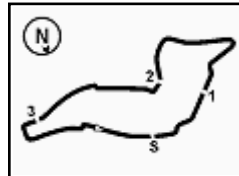
FICR PERUGIA TIMING



Official Tyre Supplier



Official Timekeeper



Imola Circuit 4.936 m  
2 / 2

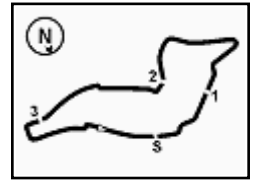
## PATA Italian Round, 11-12-13 May 2018

### World Supersport - Ideal Times Free Practice 3rd Session

No. Rider	Nat	Bike	Seg. 1 Diff. 1	Seg. 2 Diff. 2	Seg. 3 Diff. 3	Seg. 4 Diff. 4	Ideal Time Best Lap	Pos.	Diff.
<b>Overall Ideal Time</b>			24.053	34.435	29.522	22.938	<b>1'50.948</b>		

12/05/2018  
 These data/results cannot be reproduced, stored and/or transmitted in whole or in part by any manner of electronic, mechanical, photocopying, recording, broadcasting or otherwise now known or herein after developed without the previous express consent by the copyright owner, except for reproduction in daily press and regular printed publications on sale to the public within 60 days of the event related to those data/results and always provided that copyright symbol appears together as follows below.  
 © DORNA WSBK ORGANIZATION Srl 2018





Imola Circuit 4.936 m

**PATA Italian Round, 11-12-13 May 2018**  
**World Supersport - Chronological Analysis Free Practice 3rd Session**

1° 64 F. CARICASULO (1'51.284)							
Lap	Seg.1	Seg.2	Seg.3	Seg.4	Lap Time	km/h	Local Time
1					9:14'46.094		
2	39.712	36.505	30.874	23.721	2'10.812P	193,0	9:16'56.906
3	25.179	35.572	30.105	23.258	1'54.114	237,0	9:18'51.020
4	24.417	34.665	29.987	23.309	1'52.378	242,3	9:20'43.398
5	24.406	34.643	42.645	3'29.671	5'11.365P	241,2	9:25'54.763
6	34.590	35.130	30.089	23.190	2'02.999P	192,0	9:27'57.762
7	24.153	<b>34.473</b>	<b>29.729</b>	23.007	1'51.362	244,5	9:29'49.124
8	24.063	34.533	29.733	22.955	<b>1'51.284</b>	246,2	9:31'40.408
9	<b>24.053</b>	34.581	29.742	23.139	1'51.515	<b>247,3</b>	9:33'31.923
10	24.121	34.483	29.874	22.967	1'51.445	245,6	9:35'23.368

2° 144 L. MAHIAS (1'51.349)							
Lap	Seg.1	Seg.2	Seg.3	Seg.4	Lap Time	km/h	Local Time
1					9:15'50.882		
2	35.729	36.574	30.880	23.803	2'06.986P	182,6	9:17'57.868
3	24.587	34.832	30.103	23.348	1'52.870	241,2	9:19'50.738
4	24.424	34.714	30.013	23.075	1'52.226	244,5	9:21'42.964
5	25.896	37.520	29.894	3'17.349	4'50.659P	244,0	9:26'33.623
6	42.831	36.500	30.631	23.610	2'13.572P	120,6	9:28'47.195
7	24.467	34.749	29.762	23.141	1'52.119	243,4	9:30'39.314
8	24.193	34.538	29.676	23.085	1'51.492	245,1	9:32'30.806
9	24.251	<b>34.481</b>	<b>29.540</b>	23.086	1'51.358	245,1	9:34'22.164
10	<b>24.100</b>	34.607	29.704	22.938	<b>1'51.349</b>	<b>245,6</b>	9:36'13.513

3° 11 S. CORTESE (1'51.531)							
Lap	Seg.1	Seg.2	Seg.3	Seg.4	Lap Time	km/h	Local Time
1					9:15'20.355		
2	41.615	38.387	31.703	24.922	2'16.627P	175,4	9:17'36.982
3	24.691	35.228	30.119	23.943	1'53.981	244,0	9:19'30.963
4	24.403	35.127	29.862	23.419	1'52.811	245,6	9:21'23.774
5	24.305	34.944	29.721	23.540	1'52.510	247,3	9:23'16.284
6	25.011	36.418	30.676	2'23.010	3'55.115P	241,8	9:27'11.399
7	34.932	36.416	29.836	23.823	2'05.007P	184,7	9:29'16.406
8	24.321	34.840	<b>29.562</b>	23.421	1'52.144	247,9	9:31'08.550
9	<b>24.069</b>	<b>34.435</b>	29.668	23.359	<b>1'51.531</b>	<b>249,0</b>	9:33'00.081
10	24.320	34.851	29.703	23.430	1'52.304	243,4	9:34'52.385
11	26.467	37.596	30.717	24.219	1'58.999	237,0	9:36'51.384

4° 16 J. CLUZEL (1'51.703)							
Lap	Seg.1	Seg.2	Seg.3	Seg.4	Lap Time	km/h	Local Time
1					9:14'53.450		
2	37.523	39.188	33.788	2'18.417	4'08.916P	171,8	9:19'02.366
3	36.065	37.404	32.090	24.573	2'10.132P	169,9	9:21'12.498
4	25.381	36.016	31.421	24.380	1'57.198	232,4	9:23'09.696
5	24.813	35.534	30.656	23.763	1'54.766	245,6	9:25'04.462
6	24.301	34.888	29.757	23.499	1'52.445	250,7	9:26'56.907
7	24.263	34.578	29.670	23.412	1'51.923	252,5	9:28'48.830
8	25.736	36.522	30.218	23.720	1'56.196	<b>255,5</b>	9:30'45.026
9	24.087	<b>34.481</b>	<b>29.522</b>	25.364	1'53.454	251,9	9:32'38.480
10	24.131	34.557	29.638	23.377	<b>1'51.703</b>	251,9	9:34'30.183
11	<b>24.074</b>	34.751	30.256	23.341	1'52.422	251,9	9:36'22.605

5° 3 R. DE ROSA (1'51.793)							
Lap	Seg.1	Seg.2	Seg.3	Seg.4	Lap Time	km/h	Local Time
1					9:15'53.070		
2	36.680	37.455	31.040	24.151	2'09.326P	169,9	9:18'02.396
3	24.449	34.864	30.049	23.436	1'52.798	241,8	9:19'55.194
4	24.257	34.691	29.909	23.238	1'52.095	244,5	9:21'47.289
5	24.117	<b>34.659</b>	<b>29.720</b>	23.393	1'51.889	244,5	9:23'39.178
6	24.204	34.808	29.889	23.237	1'52.138	244,5	9:25'31.316
7	24.268	34.730	30.039	23.221	1'52.258	245,6	9:27'23.574
8	24.176	34.752	29.838	23.209	1'51.975	242,9	9:29'15.549

9	25.683	35.627	30.058	23.224	1'54.592	240,2	9:31'10.141
10	<b>24.055</b>	34.661	29.886	23.191	<b>1'51.793</b>	246,2	9:33'01.934
11	24.091	34.863	29.979	23.478	1'52.411	247,9	9:34'54.345
12	24.489	37.860	30.953	24.326	1'57.628	<b>248,4</b>	9:36'51.973

6° 21 R. KRUMMENACHER (1'51.871)							
Lap	Seg.1	Seg.2	Seg.3	Seg.4	Lap Time	km/h	Local Time
1					9:16'15.592		
2	39.467	37.267	30.843	24.030	2'11.607P	177,5	9:18'27.199
3	24.497	35.639	30.047	23.571	1'53.754	246,2	9:20'20.953
4	24.316	35.051	29.906	23.553	1'52.826	246,7	9:22'13.779
5	24.404	34.826	29.770	23.402	1'52.402	245,6	9:24'06.181
6	24.378	34.811	<b>29.533</b>	23.717	1'52.439	247,3	9:25'58.620
7	24.246	34.993	29.829	23.403	1'52.471	<b>249,0</b>	9:27'51.091
8	<b>24.076</b>	<b>34.791</b>	<b>30.190</b>	23.237	1'52.294	248,4	9:29'43.385
9	24.144	<b>34.690</b>	29.683	23.393	1'51.910	247,3	9:31'35.295
10	24.087	34.736	29.654	23.394	<b>1'51.871</b>	247,3	9:33'27.166

7° 54 K. SOFUOGLU (1'51.909)							
Lap	Seg.1	Seg.2	Seg.3	Seg.4	Lap Time	km/h	Local Time
1					9:14'51.935		
2	35.473	35.872	31.089	23.905	2'06.339P	196,1	9:16'58.274
3	24.534	35.348	30.280	23.381	1'53.543	247,3	9:18'51.817
4	24.260	<b>34.625</b>	<b>29.829</b>	23.229	1'51.943	247,3	9:20'43.760
5	24.354	34.887	30.013	23.470	1'52.724	246,7	9:22'36.484
6	27.795	36.427	30.274	1'30.012	3'04.508P	221,5	9:25'40.992
7	35.236	36.042	29.991	23.476	2'04.745P	194,7	9:27'45.737
8	24.407	34.781	29.973	23.417	1'52.578	245,1	9:29'38.315
9	<b>24.152</b>	34.814	29.862	23.314	1'52.142	246,7	9:31'30.457
10	24.218	34.674	30.104	23.429	1'52.425	246,7	9:33'22.882
11	24.235	34.652	29.836	23.186	<b>1'51.909</b>	<b>247,9</b>	9:35'14.791

8° 81 L. STAPLEFORD (1'52.013)							
Lap	Seg.1	Seg.2	Seg.3	Seg.4	Lap Time	km/h	Local Time
1					9:15'29.822		
2	40.496	37.001	31.246	8'39.209	10'27.952P	169,9	9:25'57.774
3	38.006	37.482	32.215	23.850	2'11.553P	164,7	9:28'09.327
4	24.721	35.273	30.369	23.432	1'53.795	240,7	9:30'03.122
5	24.504	34.884	30.048	23.206	1'52.642	241,2	9:31'55.764
6	24.576	34.899	29.946	23.190	1'52.611	240,7	9:33'48.375
7	<b>24.329</b>	<b>34.752</b>	<b>29.780</b>	23.152	<b>1'52.013</b>	<b>241,8</b>	9:35'40.388

9° 86 A. BADOVINI (1'52.015)							
Lap	Seg.1	Seg.2	Seg.3	Seg.4	Lap Time	km/h	Local Time
1					9:15'59.579		
2	37.241	37.760	33.737	25.887	2'14.625P	159,4	9:18'14.204
3	24.840	35.068	30.263	23.359	1'53.530	239,1	9:20'07.734
4	24.385	34.864	29.944	23.121	1'52.314	241,2	9:22'00.048
5	24.321	34.798	29.765	23.177	1'52.061	242,3	9:23'52.109
6	24.315	<b>34.740</b>	29.739	23.221	<b>1'52.015</b>	242,9	9:25'44.124
7	24.348	34.796	30.141	23.251	1'52.536	243,4	9:27'36.660
8	24.426	34.750	29.757	23.300	1'52.233	241,8	9:29'28.893
9	24.343	34.825	29.982	23.217	1'52.367	242,3	9:31'21.260
10	25.881	37.919	35.789	24.082	2'03.671	234,9	9:33'24.931
11	<b>24.294</b>	34.925	<b>29.725</b>	23.356	1'52.300	<b>244,5</b>	9:35'17.231

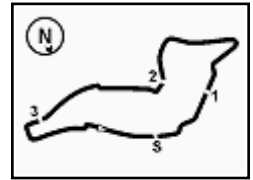
10° 84 L. CRESSON (1'52.477)							
Lap	Seg.1	Seg.2	Seg.3	Seg.4	Lap Time	km/h	Local Time
1					9:15'11.935		
2	36.771	36.905	31.790	24.848	2'10.314P	190,3	9:17'22.249
3	24.980	35.501	30.375	23.680	1'54.536	247,9	9:19'16.785
4	24.489	35.221	30.407	23.702	1'53.819	249,0	9:21'10.604
5	24.337	35.150	30.151	23.656	1'53.294	249,6	9:23'03.898
6	24.449	37.562	37.639	23.602	2'03.252	<b>252,5</b>	9:25'07.150

12/05/2018 P = Pits In/Out - C = Lap Time Cancelled

These data/results cannot be reproduced, stored and/or transmitted in whole or in part by any manner of electronic, mechanical, photocopying, recording, broadcasting or otherwise now known or herein after developed without the previous express consent by the copyright owner, except for reproduction in daily press and regular printed publications on sale to the public within 60 days of the event related to those data/results and always provided that copyright symbol appears together as follows below.

© DORNA WSBK ORGANIZATION Srl 2018





### PATA Italian Round, 11-12-13 May 2018

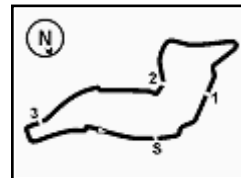
#### World Supersport - Chronological Analysis Free Practice 3rd Session

11°								15°								
66 N. TUULI (1'52.664)								13 A. WEST (1'53.347)								
Lap	Seg.1	Seg.2	Seg.3	Seg.4	Lap Time	km/h	Local Time	Lap	Seg.1	Seg.2	Seg.3	Seg.4	Lap Time	km/h	Local Time	
7	24.498	35.709	30.786	23.593	1'54.586	251,3	9:27'01.736	1							9:15'58.851	
8	24.204	35.087	30.011	23.490	1'52.792	249,6	9:28'54.528	2	36.079	38.163	33.781	28.980	2'17.003P	188,3	9:18'15.854	
9	<b>24.108</b>	35.116	30.220	23.561	1'53.005	251,9	9:30'47.533	3	24.926	35.740	30.532	23.419	1'54.617	241,2	9:20'10.471	
10	24.300	<b>34.943</b>	<b>29.978</b>	23.256	<b>1'52.477</b>	249,6	9:32'40.010	4	24.644	35.289	30.447	23.639	1'54.019	243,4	9:22'04.490	
11	24.147	2'21.375	36.201	24.560	3'46.283	251,3	9:36'26.293	5	24.585	35.152	30.482	23.352	1'53.571	242,3	9:23'58.061	
12°								16°								
55 M. ROCCOLI (1'52.833)								53 N. MORRENTINO (1'53.420)								
Lap	Seg.1	Seg.2	Seg.3	Seg.4	Lap Time	km/h	Local Time	Lap	Seg.1	Seg.2	Seg.3	Seg.4	Lap Time	km/h	Local Time	
1							9:14'50.050	1		36.768	30.807	24.147		189,6	9:17'00.269	
2	37.602	36.247	31.151	23.880	2'08.880P	197,6	9:16'58.930	2	25.001	35.606	30.807	25.946	1'57.360	<b>244,5</b>	9:18'57.629	
3	24.556	35.327	30.094	23.576	1'53.553	<b>245,6</b>	9:18'52.483	3	24.829	35.483	30.241	23.821	1'54.374	239,1	9:20'52.003	
4	<b>24.251</b>	35.039	30.061	23.639	1'52.990	245,1	9:20'45.473	4	24.531	35.179	33.798	3'41.458	5'14.966P	242,9	9:26'06.969	
5	24.403	35.029	30.204	23.767	1'53.403	244,0	9:22'38.876	5	43.252	38.381	30.625	23.781	2'16.039P	146,6	9:28'23.008	
6	24.394	35.076	30.062	23.731	1'53.263	244,0	9:24'32.139	6	24.605	<b>35.085</b>	30.370	23.569	1'53.629	241,2	9:30'16.637	
7	24.521	35.215	30.113	23.559	1'53.408	242,3	9:26'25.547	7	24.612	39.774	35.253	24.432	2'04.071	241,2	9:32'20.708	
8	24.370	<b>34.896</b>	30.300	23.412	1'52.978	244,0	9:28'18.525	8	24.635	35.171	30.373	23.599	1'53.778	242,3	9:34'14.486	
9	24.399	35.004	29.882	23.379	<b>1'52.664</b>	244,5	9:30'11.189	9	<b>24.489</b>	35.131	<b>30.239</b>	23.561	<b>1'53.420</b>	242,3	9:36'07.906	
10	24.330	34.992	<b>29.843</b>	23.856	1'53.021	243,4	9:32'04.210									
11	24.482	35.042	29.890	23.573	1'52.987	243,4	9:33'57.197									
12	24.403	35.137	29.958	23.673	1'53.171	242,9	9:35'50.368									
13°								17°								
78 H. OKUBO (1'52.853)								47 R. HARTOG (1'53.566)								
Lap	Seg.1	Seg.2	Seg.3	Seg.4	Lap Time	km/h	Local Time	Lap	Seg.1	Seg.2	Seg.3	Seg.4	Lap Time	km/h	Local Time	
1							9:16'46.506	1		36.639	30.976	26.256	C	194,0	9:17'00.080	
2	36.280	38.660	31.277	24.386	2'10.603P	185,7	9:18'57.109	2	33.512	36.142	31.477	24.245	2'05.376C	207,0	9:19'05.456	
3	25.144	35.885	30.363	23.775	1'55.167	234,9	9:20'52.276	3	24.402	35.236	30.537	23.878	1'54.053	<b>247,3</b>	9:20'59.509	
4	24.568	35.128	30.458	23.658	1'53.812	242,3	9:22'46.088	4	24.275	35.404	30.595	2'57.268	4'27.542P	<b>247,3</b>	9:25'27.051	
5	24.533	35.051	30.343	23.588	1'53.515	240,7	9:24'39.603	5	49.357	36.287	30.390	25.687	2'21.721CP	157,8	9:27'48.772	
6	24.642	35.235	30.186	23.469	1'53.532	241,8	9:26'33.135	6	25.710	35.250	30.903	23.595	1'55.458	238,0	9:29'44.230	
7	24.836	37.381	32.279	25.214	1'59.710	239,6	9:28'32.845	7	<b>24.265</b>	<b>35.143</b>	30.411	23.747	<b>1'53.566</b>	245,6	9:31'37.796	
8	24.542	35.023	<b>30.075</b>	23.341	1'52.981	241,2	9:30'25.826	8	24.423	35.358	30.388	23.806	1'53.975	245,1	9:33'31.771	
9	<b>24.390</b>	<b>34.956</b>	30.123	23.364	<b>1'52.833</b>	<b>244,0</b>	9:32'18.659	9	24.564	35.157	<b>30.179</b>	23.779	1'53.679	244,5	9:35'25.450	
10	24.701	35.457	30.244	23.552	1'53.954	240,7	9:34'12.613									
11	24.713	35.308	30.600	23.625	1'54.246	241,8	9:36'06.859									
14°								18°								
36 T. GRADINGER (1'53.195)								60 L. GABELLINI (1'53.576)								
Lap	Seg.1	Seg.2	Seg.3	Seg.4	Lap Time	km/h	Local Time	Lap	Seg.1	Seg.2	Seg.3	Seg.4	Lap Time	km/h	Local Time	
1							9:14'59.661	1								9:16'44.993
2	37.509	38.211	32.015	2'02.811	3'50.546P	172,4	9:18'50.207	2	36.533	36.963	34.534	24.299	2'12.329CP	165,0	9:18'57.322	
3	43.275	38.801	30.966	24.208	2'17.250P		9:21'07.457	3	25.158	35.855	30.814	23.440	1'55.267	235,5	9:20'52.589	
4	24.955	36.164	33.243	25.439	1'59.801	240,2	9:23'07.258	4	<b>24.578</b>	35.084	30.805	23.288	1'53.755	239,6	9:22'46.344	
5	24.758	35.286	30.277	23.922	1'54.243	245,1	9:25'01.501	5	24.659	<b>35.017</b>	30.511	23.389	<b>1'53.576</b>	238,0	9:24'39.920	
6	<b>24.386</b>	35.152	30.202	23.852	1'53.592	247,3	9:26'55.093	6	24.651	35.197	<b>30.466</b>	23.352	1'53.666	<b>241,2</b>	9:26'33.586	
7	24.529	35.363	35.207	27.573	2'02.672C	245,6	9:28'57.765	7	24.808	35.785	30.834	23.800	1'55.227	237,5	9:28'28.813	
8	25.098	<b>35.009</b>	30.229	24.493	1'54.829	<b>248,4</b>	9:30'52.594	8	25.199	35.543	30.520	23.666	1'54.928	234,9	9:30'23.741	
9	24.511	35.081	30.465	24.185	1'54.242	244,5	9:32'46.836	9	24.896	36.935	30.823	23.082	1'55.736C	239,1	9:32'19.477	
10	24.454	35.162	<b>30.021</b>	23.558	<b>1'53.195</b>	246,7	9:34'40.031	10	27.200	36.635	31.522	24.784	2'00.141C	227,5	9:34'19.618	
11	24.447	35.051	30.053	50.427	2'19.978	245,6	9:37'00.009									
19°								20°								
22 E. LAHTI (1'53.776)								35 S. HILL (1'53.881)								
Lap	Seg.1	Seg.2	Seg.3	Seg.4	Lap Time	km/h	Local Time	Lap	Seg.1	Seg.2	Seg.3	Seg.4	Lap Time	km/h	Local Time	
1							9:14'53.088	1								9:14'56.175
2	37.982	37.770	31.167	24.646	2'11.565P	165,5	9:17'04.653	2	24.866	35.688	30.938	24.365	1'55.857	241,8	9:19'00.510	
3	24.866	35.688	30.938	24.365	1'55.857	241,8	9:21'07.457	3	<b>24.579</b>	35.286	30.564	24.098	1'54.527	242,9	9:20'55.037	
4	24.955	36.164	33.243	25.439	1'59.801	240,2	9:23'07.258	4	24.693	37.328	31.107	4'36.963	6'10.091P	242,9	9:27'05.128	
5	24.758	35.286	30.277	23.922	1'54.243	245,1	9:25'01.501	5	35.661	35.869	31.144	24.201	2'06.875P	183,2	9:29'12.003	
6	<b>24.386</b>	35.152	30.202	23.852	1'53.592	247,3	9:26'55.093	6	24.690	<b>35.009</b>	30.368	23.936	1'54.003	240,2	9:31'06.006	
7	24.529	35.363	35.207	27.573	2'02.672C	245,6	9:28'57.765	7	24.612	35.057	<b>30.300</b>	23.807	<b>1'53.776</b>	241,8	9:32'59.782	
8	25.098	<b>35.009</b>	30.229	24.493	1'54.829	<b>248,4</b>	9:30'52.594	8	24.629	35.319	30.309	23.800	1'54.057C	<b>243,4</b>	9:34'53.839	
9	24.511	35.081	30.465	24.185	1'54.242	244,5	9:32'46.836									
10	24.454	35.162	<b>30.021</b>	23.558	<b>1'53.195</b>	246,7	9:34'40.031									
11	24.447	35.051	30.053	50.427	2'19.978	245,6	9:37'00.009									

12/05/2018 P = Pits In/Out - C = Lap Time Cancelled

These data/results cannot be reproduced, stored and/or transmitted in whole or in part by any manner of electronic, mechanical, photocopying, recording, broadcasting or otherwise now known or herein after developed without the previous express consent by the copyright owner, except for reproduction in daily press and regular printed publications on sale to the public within 60 days of the event related to those data/results and always provided that copyright symbol appears together as follows below.

© DORNA WSBK ORGANIZATION Srl 2018



Imola Circuit 4.936 m

**3 / 4**

### PATA Italian Round, 11-12-13 May 2018

### World Supersport - Chronological Analysis Free Practice 3rd Session

21° 38 H. SOOMER (1'54.117)							
Lap	Seg.1	Seg.2	Seg.3	Seg.4	Lap Time	km/h	Local Time
1					9:14'58.117		9:17'09.562
2	38.545	36.816	31.312	24.772	2'11.445P	159,9	9:19'05.680
3	25.125	35.606	31.155	24.232	1'56.118	235,5	9:21'00.073
4	24.691	35.414	30.491	23.797	1'54.393	234,9	9:22'54.190
5	24.551	35.258	30.363	23.945	1'54.117	246,2	9:24'48.550
6	24.800	35.491	30.372	23.697	1'54.360	242,9	9:26'42.849
7	24.876	35.401	30.341	23.681	1'54.299	242,9	9:28'39.657
8	25.328	36.468	30.949	24.063	1'56.808	244,0	

22° 77 W. TESSELS (1'54.126)							
Lap	Seg.1	Seg.2	Seg.3	Seg.4	Lap Time	km/h	Local Time
1					9:14'54.525		9:17'04.907
2	36.673	37.977	31.277	24.455	2'10.382P	182,2	9:19'00.927
3	24.765	35.918	31.182	24.155	1'56.020	237,5	9:20'55.709
4	24.432	35.493	30.831	24.026	1'54.782	241,2	9:25'45.781
5	24.680	35.951	31.630	3'17.811	4'50.072P	240,2	9:27'59.003
6	35.317	37.205	32.481	28.219	2'13.222P	193,3	9:29'53.129
7	24.621	35.097	30.588	23.820	1'54.126	244,5	9:31'47.400
8	24.440	35.192	30.702	23.937	1'54.271	244,0	9:33'41.961
9	24.458	35.370	30.748	23.985	1'54.561	244,0	9:35'37.490
10	24.688	35.603	30.918	24.320	1'55.529	242,9	

23° 96 A. IRWIN (1'54.260)							
Lap	Seg.1	Seg.2	Seg.3	Seg.4	Lap Time	km/h	Local Time
1		36.692	31.120	24.186		196,1	9:16'58.423
2	25.059	35.666	30.662	23.618	1'55.005	241,8	9:18'53.428
3	24.724	35.451	30.333	23.860	1'54.368	241,2	9:20'47.796
4	24.829	35.384	30.777	23.846	1'54.836	241,2	9:22'42.632
5	25.048	35.297	30.189	24.232	1'54.766	239,6	9:24'37.398
6	27.353	36.210	30.156	23.584	1'57.303	228,0	9:26'34.701
7	24.664	35.485	30.474	23.667	1'54.290	241,2	9:28'28.991
8	24.835	35.352	30.371	23.895	1'54.453C	241,2	9:30'23.444
9	25.036	35.536	30.313	23.915	1'54.800	238,0	9:32'18.244
10	24.968	35.404	30.031	23.593	1'53.996C	237,5	9:34'12.240
11	24.672	35.428	30.542	23.618	1'54.260	240,7	9:36'06.500

24° 63 D. STIRPE (1'54.298)							
Lap	Seg.1	Seg.2	Seg.3	Seg.4	Lap Time	km/h	Local Time
1					9:15'00.387		9:17'25.786
2	44.173	39.781	34.349	27.096	2'25.399P		9:22'38.401
3	24.837	36.560	34.698	3'36.520	5'12.615P	242,9	9:25'04.863
4	42.550	40.487	33.043	30.382	2'26.462P	139,6	9:26'59.538
5	24.691	35.502	30.560	23.922	1'54.675	244,5	9:29'00.910
6	25.353	38.331	33.734	23.954	2'01.372	244,5	9:30'55.208
7	24.504	35.502	30.523	23.769	1'54.298	245,1	9:32'49.857
8	24.512	35.710	30.643	23.784	1'54.649	245,1	9:34'44.949
9	24.913	35.719	30.608	23.852	1'55.092	245,1	9:36'39.688
10	24.690	35.525	30.518	24.006	1'54.739	243,4	

25° 15 A. COPPOLA (1'54.414)							
Lap	Seg.1	Seg.2	Seg.3	Seg.4	Lap Time	km/h	Local Time
1			40.657	32.371	24.365	167,6	9:17'07.283
2	24.998	36.015	30.986	23.972	1'55.971	237,0	9:19'03.254
3	25.252	35.423	30.623	23.984	1'55.282	237,0	9:20'58.536
4	24.724	35.297	30.457	24.002	1'54.480	240,7	9:22'53.016
5	24.799	35.416	30.509	23.690	1'54.414	241,2	9:24'47.430
6	24.771	35.295	30.522	23.899	1'54.487	241,8	9:26'41.917
7	28.369	54.403	36.150	1'37.440	3'36.362P	226,6	9:30'18.279
8	37.454	39.427	33.982	24.307	2'15.170P	177,8	9:32'33.449
9	24.946	35.510	30.710	23.642	1'54.808	238,6	9:34'28.257
10	24.831	35.404	30.560	23.876	1'54.671	239,1	9:36'22.928

26° 74 J. VAN SIKKELERUS (1'54.667)							
Lap	Seg.1	Seg.2	Seg.3	Seg.4	Lap Time	km/h	Local Time
1					9:15'08.359		9:17'22.543
2	38.391	38.057	32.586	25.150	2'14.184P	182,2	9:19'19.589
3	25.342	36.154	31.657	23.893	1'57.046	238,6	9:21'16.079
4	25.369	35.878	31.369	23.874	1'56.490	232,9	9:23'11.602
5	24.996	35.817	30.934	23.776	1'55.523	236,5	9:25'06.571
6	24.987	35.519	30.862	23.601	1'54.969	237,5	9:27'01.447
7	24.948	35.611	30.809	23.508	1'54.876	237,5	9:28'59.451
8	25.048	35.817	32.044	25.095	1'58.004	236,0	9:30'54.745
9	24.950	35.739	30.933	23.672	1'55.294	237,0	9:32'49.412
10	24.780	35.680	30.632	23.575	1'54.667	238,0	9:34'48.590
11	25.902	37.221	31.307	24.748	1'59.178	237,5	

27° 10 N. CALERO (1'54.839)							
Lap	Seg.1	Seg.2	Seg.3	Seg.4	Lap Time	km/h	Local Time
1					9:15'04.322		9:17'21.636
2	40.698	39.174	32.341	25.101	2'17.314P	154,4	9:19'18.371
3	25.760	35.843	30.933	24.199	1'56.735	234,4	9:21'17.688
4	25.926	38.367	31.142	23.882	1'59.317	232,4	9:23'13.101
5	24.931	35.524	31.010	23.948	1'55.413	240,2	9:26'41.880
6	24.964	35.907	31.190	1'56.718	3'28.779P	238,6	9:29'01.873
7	40.649	41.331	33.998	24.015	2'19.993P	132,4	9:30'56.712
8	24.785	35.436	30.456	24.162	1'54.839	242,9	9:32'57.376
9	24.979	40.162	31.455	24.068	2'00.664	241,2	9:34'52.931
10	24.852	35.673	30.631	24.399	1'55.555	240,7	9:36'52.278
11	25.341	39.184	31.273	23.549	1'59.347C	240,7	

28° 65 M. CANDUCCI (1'55.352)							
Lap	Seg.1	Seg.2	Seg.3	Seg.4	Lap Time	km/h	Local Time
1					9:15'11.546		9:17'21.970
2	35.750	37.737	31.824	25.113	2'10.424P	186,7	9:19'21.157
3	25.671	36.157	32.188	25.171	1'59.187C	233,9	9:21'26.450
4	33.110	36.940	31.237	24.006	2'05.293C	195,8	9:23'22.306
5	25.138	35.859	30.823	24.036	1'55.856	234,4	9:25'18.007
6	24.997	35.542	31.124	24.038	1'55.701	234,9	9:27'13.370
7	25.032	35.585	30.751	23.995	1'55.363	233,4	9:29'12.631
8	25.342	36.678	32.193	25.048	1'59.261C	230,4	9:31'11.443
9	28.117	35.946	30.995	23.754	1'58.812C	220,1	9:33'06.795
10	24.997	35.639	30.742	23.974	1'55.352	234,4	9:35'03.721
11	25.108	36.346	31.421	24.051	1'56.926	231,4	

29° 52 M. MALONE (1'55.378)							
Lap	Seg.1	Seg.2	Seg.3	Seg.4	Lap Time	km/h	Local Time
1					9:14'45.650		9:17'02.987
2	44.524	37.120	31.312	24.381	2'17.337P	184,1	9:18'59.332
3	25.113	35.854	30.974	24.404	1'56.345	242,3	9:20'54.782
4	24.877	35.639	30.825	24.109	1'55.450	243,4	9:22'50.202
5	24.794	35.597	30.863	24.166	1'55.420	243,4	9:24'46.187
6	25.206	35.730	30.723	24.326	1'55.985	241,8	9:26'41.565
7	24.738	35.745	30.829	24.066	1'55.378	242,9	

12/05/2018 P = Pits In/Out - C = Lap Time Cancelled

These data/results cannot be reproduced, stored and/or transmitted in whole or in part by any manner of electronic, mechanical, photocopying, recording, broadcasting or otherwise now known or herein after developed without the previous express consent by the copyright owner, except for reproduction in daily press and regular printed publications on sale to the public within 60 days of the event related to those data/results and always provided that copyright symbol appears together as follows below.

© DORNA WSBK ORGANIZATION Srl 2018

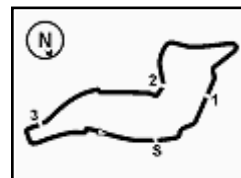
**FIOR PERUGIA TIMING**


Official Tyre Supplier



Official Timekeeper





## PATA Italian Round, 11-12-13 May 2018

### World Supersport - Chronological Analysis Free Practice 3rd Session

8	27.387	40.477	34.320	24.590	2'06.774	238,0	9:28'48.339
9	24.927	<b>35.551</b>	37.695	24.325	2'02.498	242,9	9:30'50.837
10	24.797	35.777	30.949	24.683	1'56.206	<b>244,5</b>	9:32'47.043
11	25.023	41.314	31.235	24.465	2'02.037	244,0	9:34'49.080

30° 56 P. SEBESTYEN (1'55.454)							
Lap	Seg.1	Seg.2	Seg.3	Seg.4	Lap Time	km/h	Local Time
1		37.001	31.675	24.696		191,3	9:17'00.020
2	24.829	35.860	30.817	24.063	1'55.569	<b>241,2</b>	9:18'55.589
3	24.819	<b>35.747</b>	30.803	24.085	<b>1'55.454</b>	240,7	9:20'51.043

31° 34 J. ITURRIOZ (1'55.843)							
Lap	Seg.1	Seg.2	Seg.3	Seg.4	Lap Time	km/h	Local Time
1							9:14'53.375
2	39.023	39.191	32.962	25.487	2'16.663P	181,3	9:17'10.038
3	25.566	36.894	31.781	24.693	1'58.934	232,9	9:19'08.972
4	25.614	36.482	31.325	24.240	1'57.661	224,7	9:21'06.633
5	25.045	36.183	31.046	24.312	1'56.586	235,5	9:23'03.219
6	24.964	<b>35.799</b>	31.140	24.280	1'56.183	238,0	9:24'59.402
7	25.001	36.835	33.821	24.565	2'00.222C	238,0	9:26'59.624
8	30.426	37.807	31.949	24.249	2'04.431C	203,5	9:29'04.055
9	25.021	35.864	30.900	24.102	1'55.887	236,0	9:30'59.942
10	<b>24.831</b>	35.942	30.950	24.120	<b>1'55.843</b>	238,6	9:32'55.785
11	24.879	36.016	<b>30.701</b>	24.442	1'56.038	<b>239,1</b>	9:34'51.823
12	26.872	40.101	32.146	25.147	2'04.266	221,0	9:36'56.089

32° 111 K. SMITH							
Lap	Seg.1	Seg.2	Seg.3	Seg.4	Lap Time	km/h	Local Time
1							9:15'08.982
2	38.178	37.519	31.737	<b>5'47.055</b>	7'34.489P	<b>188,3</b>	9:22'43.471

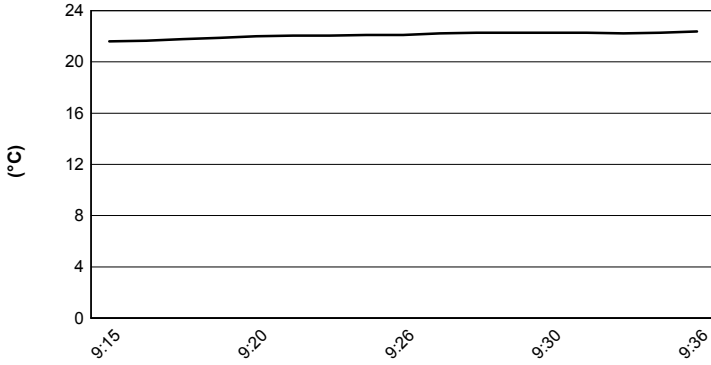
12/05/2018 P = Pits In/Out - C = Lap Time Cancelled

These data/results cannot be reproduced, stored and/or transmitted in whole or in part by any manner of electronic, mechanical, photocopying, recording, broadcasting or otherwise now known or herein after developed without the previous express consent by the copyright owner, except for reproduction in daily press and regular printed publications on sale to the public within 60 days of the event related to those data/results and always provided that copyright symbol appears together as follows below.

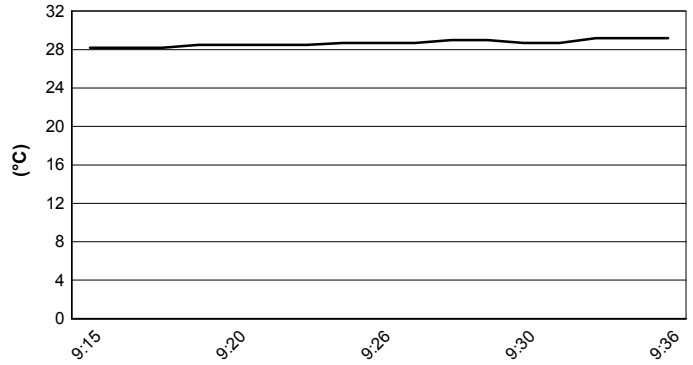
© DORNA WSBK ORGANIZATION Srl 2018

**PATA Italian Round, 11-12-13 May 2018**  
**World Supersport - Weather Report Free Practice 3rd Session**  
 Session started 09:15 - Session ended 9:37

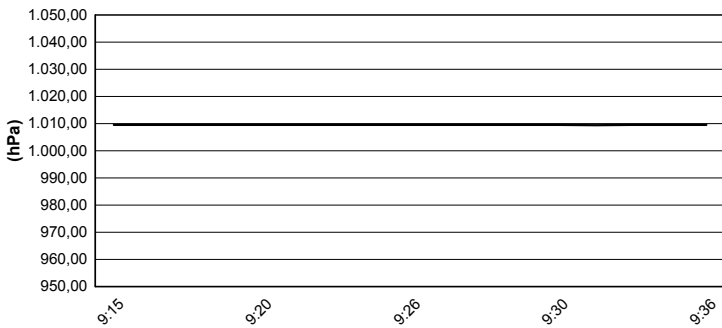
**Air Temperature**



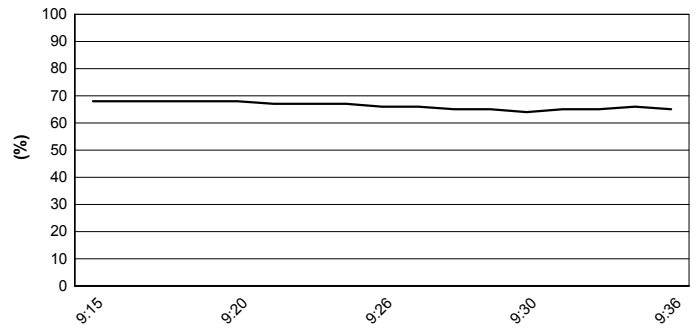
**Track Temperature**



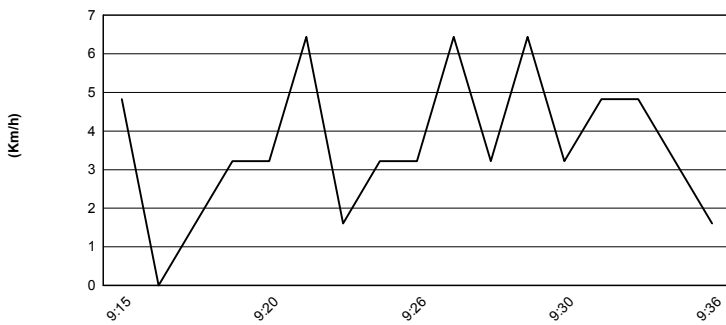
**Air Pressure**



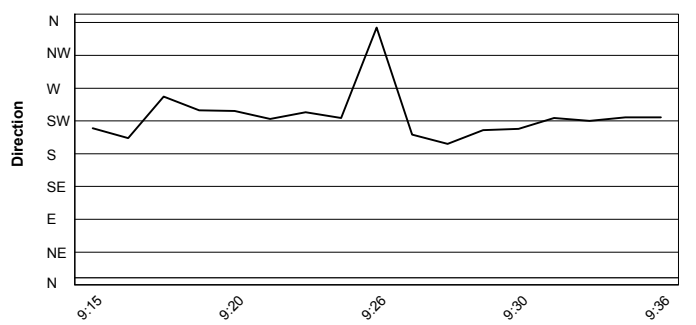
**Humidity**



**Wind Speed**



**Wind Direction**



12/05/2018

These data/results cannot be reproduced, stored and/or transmitted in whole or in part by any manner of electronic, mechanical, photocopying, recording, broadcasting or otherwise now known or herein after developed without the previous express consent by the copyright owner, except for reproduction in daily press and regular printed publications on sale to the public within 60 days of the event related to those data/results and always provided that copyright symbol appears together as follows below.

© DORNA WSBK ORGANIZATION Srl 2018