

Imola Circuit 4.936 m

1 / 2

PATA Italian Round, 11-12-13 May 2018

World Supersport - Results Superpole 1

No.	Rider	Nat	Team	Bike	Class	Time	Gap	Rel.	Laps	Speed	
										Avg	Max
1*	55 M. ROCCOLI	ITA	G.A.S. Racing Team	Yamaha YZF R6		1'52.328			6	158,194	246,7
2*	47 R. HARTOG	NED	Team Hartog - Against Cancer	Kawasaki ZX-6R	ESS	1'52.354	0.026	0.026	6	158,157	247,3
3	63 D. STIRPE	ITA	Extreme Racing BARDAHL	MV Agusta F3 675		1'52.367	0.039	0.013	6	158,139	249,0
4	53 N. MORRENTINO	ITA	Renzi Corse	Kawasaki ZX-6R		1'52.565	0.237	0.198	7	157,861	247,9
5	66 N. TUULI	FIN	CIA Landlord Insurance Honda	Honda CBR600RR		1'52.573	0.245	0.008	6	157,850	247,9
6	84 L. CRESSON	BEL	Kallio Racing	Yamaha YZF R6		1'52.643	0.315	0.070	7	157,751	252,5
7	13 A. WEST	AUS	EAB antwest Racing	Kawasaki ZX-6R		1'52.731	0.403	0.088	7	157,628	249,6
8	22 E. LAHTI	FIN	Sterkman Motorsport by HRP	Suzuki GSX-R600	ESS	1'52.874	0.546	0.143	6	157,429	246,2
9	36 T. GRADINGER	AUT	NRT	Yamaha YZF R6		1'52.967	0.639	0.093	6	157,299	250,7
10	35 S. HILL	GBR	Profile Racing	Triumph Daytona 675		1'53.196	0.868	0.229	7	156,981	240,7
11	111 K. SMITH	GBR	GEMAR Team Lorini	Honda CBR600RR		1'53.286	0.958	0.090	8	156,856	245,1
12	96 A. IRWIN	GBR	CIA Landlord Insurance Honda	Honda CBR600RR		1'53.444	1.116	0.158	6	156,638	244,0
13	15 A. COPPOLA	ITA	GRT Yamaha Official WorldSSP Junior Team	Yamaha YZF R6	ESS	1'53.559	1.231	0.115	6	156,479	244,5
14	60 L. GABELLINI	ITA	G.A.S. Racing Team	Yamaha YZF R6		1'53.748	1.420	0.189	6	156,219	244,5
15	77 W. TESSELS	NED	Chromeburner Wayne's Racingteam MitM	Kawasaki ZX-6R	ESS	1'54.078	1.750	0.330	7	155,767	247,3
16	10 N. CALERO	ESP	Orelac Racing VerdNatura	Kawasaki ZX-6R		1'54.399	2.071	0.321	6	155,330	245,6
17	65 M. CANDUCCI	ITA	Team GoEleven Kawasaki	Kawasaki ZX-6R		1'54.459	2.131	0.060	6	155,249	245,6
18	56 P. SEBESTYEN	HUN	SSP Hungary Racing	Kawasaki ZX-6R	ESS	1'54.595	2.267	0.136	6	155,064	246,2
19	52 M. MALONE	ITA	Team GREENSPEED	Kawasaki ZX-6R		1'54.642	2.314	0.047	6	155,001	246,7
20	74 J. VAN SIKKELERUS	NED	GEMAR Team Lorini	Honda CBR600RR		1'54.790	2.462	0.148	7	154,801	240,2
21	34 J. ITURRIOZ	ARG	Team GoEleven Kawasaki	Kawasaki ZX-6R		1'56.114	3.786	1.324	2	153,036	240,7
22	38 H. SOOMER	EST	Racedays	Honda CBR600RR					0		

* Qualified to Superpole 2

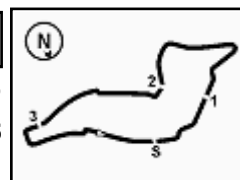
AIR	Humidity:	54%	Temp:	25°C
TRACK	Condition:	Dry	Temp:	36°C

Records	Pole (QP2)	2013	S.Lowes	1'50.404	160,950	Km/h
	Race (RC)	2015	J.Cluzel	1'51.101	159,940	Km/h
	Circuit (QP2)	2013	S.Lowes	1'50.404	160,950	Km/h

Start 12/05/2018 14:00 End 14:17 The results are provisional until the end of the time limit for protests and appeals and the completion of the technical checks.

These data/results cannot be reproduced, stored and/or transmitted in whole or in part by any manner of electronic, mechanical, photocopying, recording, broadcasting or otherwise now known or herein after developed without the previous express consent by the copyright owner, except for reproduction in daily press and regular printed publications on sale to the public within 60 days of the event related to those data/results and always provided that copyright symbol appears together as follows below.

© DORNA WSBK ORGANIZATION Srl 2018



PATA Italian Round, 11-12-13 May 2018

World Supersport - Results Superpole 1

Session Highlights

Local Time	No. Rider	Description
14.00.00		Start
14.02.11	38 H. SOOMER	Crashed - Turn 22
14.05.33	84 L. CRESSON	Current Lap Cancelled - Exceeded Track Limits - Turn 15
14.06.25	34 J. ITURRIOZ	Crashed - Turn 2
14.07.21	10 N. CALERO	Current Lap Cancelled - Exceeded Track Limits - Turn 14
14.09.37	52 M. MALONE	On the Gravel - Re-Joined - Turn 18
14.09.44	111 K. SMITH	Crashed - Turn 22
14.10.54	111 K. SMITH	Re-joined
14.14.24	65 M. CANDUCCI	Current Lap Cancelled - Exceeded Track Limits - Turn 22
14.14.31	65 M. CANDUCCI	Current Lap Cancelled - Exceeded Track Limits
14.15.21		DROPS of RAIN in Sector 4
14.15.57	36 T. GRADINGER	Current Lap Cancelled - Exceeded Track Limits - Turn 14
14.17.34		End Of Session

Fastest Laps Sequence

No.	Rider	Nat	Team	Bike	Local Time	Time	Gap	Avg
47	R. HARTOG	NED	Team Hartog - Against Cancer	Kawasaki ZX-6R	14:03'48.972	1'53.814		156,128
84	L. CRESSON	BEL	Kallio Racing	Yamaha YZF R6	14:03'51.949	1'52.917	-0.897	157,369
63	D. STIRPE	ITA	Extreme Racing BARDAHL	MV Agusta F3 675	14:05'42.949	1'52.640	-0.277	157,756
66	N. TUULI	FIN	CIA Landlord Insurance Honda	Honda CBR600RR	14:13'57.447	1'52.573	-0.067	157,850
63	D. STIRPE	ITA	Extreme Racing BARDAHL	MV Agusta F3 675	14:14'04.390	1'52.403	-0.170	158,088
55	M. ROCCOLI	ITA	G.A.S. Racing Team	Yamaha YZF R6	14:14'05.675	1'52.328	-0.075	158,194

Start 14:00 End 14:17 The results are provisional until the end of the time limit for protests and appeals and the completion of the technical checks.

These data/results cannot be reproduced, stored and/or transmitted in whole or in part by any manner of electronic, mechanical, photocopying, recording, broadcasting or otherwise now known or herein after developed without the previous express consent by the copyright owner, except for reproduction in daily press and regular printed publications on sale to the public within 60 days of the event related to those data/results and always provided that copyright symbol appears together as follows below.

© DORNA WSBK ORGANIZATION Srl 2018

PATA Italian Round, 11-12-13 May 2018

World Supersport - Best Sectors & Speed Superpole 1

BEST LAP

1	55 M. ROCCOLI	Yamaha YZF R6	1'52.328
2	47 R. HARTOG	Kawasaki ZX-6R	1'52.354
3	63 D. STIRPE	MV Agusta F3 675	1'52.367
4	53 N. MORRENTINO	Kawasaki ZX-6R	1'52.565
5	66 N. TUULI	Honda CBR600RR	1'52.573
6	84 L. CRESSON	Yamaha YZF R6	1'52.643
7	13 A. WEST	Kawasaki ZX-6R	1'52.731
8	22 E. LAHTI	Suzuki GSX-R600	1'52.874
9	36 T. GRADINGER	Yamaha YZF R6	1'52.967
10	35 S. HILL	Triumph Daytona 675	1'53.196
11	111 K. SMITH	Honda CBR600RR	1'53.286
12	96 A. IRWIN	Honda CBR600RR	1'53.444
13	15 A. COPPOLA	Yamaha YZF R6	1'53.559
14	60 L. GABELLINI	Yamaha YZF R6	1'53.748
15	77 W. TESSELS	Kawasaki ZX-6R	1'54.078
16	10 N. CALERO	Kawasaki ZX-6R	1'54.399
17	65 M. CANDUCCI	Kawasaki ZX-6R	1'54.459
18	56 P. SEBESTYEN	Kawasaki ZX-6R	1'54.595
19	52 M. MALONE	Kawasaki ZX-6R	1'54.642
20	74 J. VAN SIKKELERUS	Honda CBR600RR	1'54.790
21	34 J. ITURRIOZ	Kawasaki ZX-6R	1'56.114
22	38 H. SOOMER	Honda CBR600RR	

SPEED

1	84 L. CRESSON	Yamaha YZF R6	252,5
2	36 T. GRADINGER	Yamaha YZF R6	250,7
3	13 A. WEST	Kawasaki ZX-6R	249,6
4	63 D. STIRPE	MV Agusta F3 675	249,0
5	66 N. TUULI	Honda CBR600RR	247,9
6	53 N. MORRENTINO	Kawasaki ZX-6R	247,9
7	47 R. HARTOG	Kawasaki ZX-6R	247,3
8	77 W. TESSELS	Kawasaki ZX-6R	247,3
9	52 M. MALONE	Kawasaki ZX-6R	246,7
10	55 M. ROCCOLI	Yamaha YZF R6	246,7
11	22 E. LAHTI	Suzuki GSX-R600	246,2
12	56 P. SEBESTYEN	Kawasaki ZX-6R	246,2
13	65 M. CANDUCCI	Kawasaki ZX-6R	245,6
14	10 N. CALERO	Kawasaki ZX-6R	245,6
15	111 K. SMITH	Honda CBR600RR	245,1
16	60 L. GABELLINI	Yamaha YZF R6	244,5
17	15 A. COPPOLA	Yamaha YZF R6	244,5
18	96 A. IRWIN	Honda CBR600RR	244,0
19	35 S. HILL	Triumph Daytona 675	240,7
20	34 J. ITURRIOZ	Kawasaki ZX-6R	240,7
21	74 J. VAN SIKKELERUS	Honda CBR600RR	240,2

SEG. 1

1	36 T. GRADINGER	24.097
2	47 R. HARTOG	24.107
3	63 D. STIRPE	24.128
4	84 L. CRESSON	24.177
5	55 M. ROCCOLI	24.185
6	66 N. TUULI	24.233
7	13 A. WEST	24.281
8	53 N. MORRENTINO	24.303
9	77 W. TESSELS	24.326
10	111 K. SMITH	24.382
11	15 A. COPPOLA	24.415
12	22 E. LAHTI	24.417
13	96 A. IRWIN	24.462
14	35 S. HILL	24.482
15	10 N. CALERO	24.511
16	60 L. GABELLINI	24.515
17	56 P. SEBESTYEN	24.536
18	65 M. CANDUCCI	24.548
19	52 M. MALONE	24.590
20	74 J. VAN SIKKELERUS	24.851
21	34 J. ITURRIOZ	24.953

SEG. 2

1	53 N. MORRENTINO	34.671
2	47 R. HARTOG	34.761
3	55 M. ROCCOLI	34.784
4	35 S. HILL	34.827
5	63 D. STIRPE	34.833
6	66 N. TUULI	34.842
7	22 E. LAHTI	34.850
8	84 L. CRESSON	34.905
9	111 K. SMITH	34.917
10	36 T. GRADINGER	34.931
11	13 A. WEST	35.050
12	96 A. IRWIN	35.108
13	15 A. COPPOLA	35.191
14	60 L. GABELLINI	35.212
15	77 W. TESSELS	35.296
16	65 M. CANDUCCI	35.365
17	10 N. CALERO	35.442
18	52 M. MALONE	35.447
19	56 P. SEBESTYEN	35.589
20	74 J. VAN SIKKELERUS	35.597
21	34 J. ITURRIOZ	35.998
22	38 H. SOOMER	36.986

SEG. 3

1	84 L. CRESSON	29.846
2	13 A. WEST	29.930
3	55 M. ROCCOLI	29.931
4	66 N. TUULI	29.932
5	47 R. HARTOG	29.941
6	36 T. GRADINGER	29.943
7	22 E. LAHTI	29.961
8	53 N. MORRENTINO	29.978
9	63 D. STIRPE	30.056
10	96 A. IRWIN	30.099
11	65 M. CANDUCCI	30.217
12	111 K. SMITH	30.310
13	15 A. COPPOLA	30.407
14	35 S. HILL	30.440
15	60 L. GABELLINI	30.497
16	52 M. MALONE	30.540
17	10 N. CALERO	30.544
18	77 W. TESSELS	30.582
19	56 P. SEBESTYEN	30.615
20	74 J. VAN SIKKELERUS	30.832
21	34 J. ITURRIOZ	30.914
22	38 H. SOOMER	32.467

SEG. 4

1	63 D. STIRPE	23.154
2	55 M. ROCCOLI	23.279
3	35 S. HILL	23.319
4	13 A. WEST	23.328
5	74 J. VAN SIKKELERUS	23.335
6	36 T. GRADINGER	23.336
7	84 L. CRESSON	23.348
8	53 N. MORRENTINO	23.351
9	111 K. SMITH	23.363
10	60 L. GABELLINI	23.399
11	66 N. TUULI	23.423
12	47 R. HARTOG	23.486
13	96 A. IRWIN	23.511
14	15 A. COPPOLA	23.546
15	22 E. LAHTI	23.561
16	77 W. TESSELS	23.675
17	56 P. SEBESTYEN	23.855
18	52 M. MALONE	23.856
19	10 N. CALERO	23.863
20	34 J. ITURRIOZ	23.985
21	65 M. CANDUCCI	24.037

12/05/2018

These data/results cannot be reproduced, stored and/or transmitted in whole or in part by any manner of electronic, mechanical, photocopying, recording, broadcasting or otherwise now known or herein after developed without the previous express consent by the copyright owner, except for reproduction in daily press and regular printed publications on sale to the public within 60 days of the event related to those data/results and always provided that copyright symbol appears together as follows below.

© DORNA WSBK ORGANIZATION Srl 2018

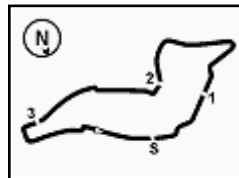
FICR PERUGIA TIMING



Official Tyre Supplier



Official Timekeeper



Imola Circuit 4.936 m

PATA Italian Round, 11-12-13 May 2018

World Supersport - Ideal Times Superpole 1

No.	Rider	Nat	Bike	Seg. 1	Seg. 2	Seg. 3	Seg. 4	Ideal Time		
				Diff. 1	Diff. 2	Diff. 3	Diff. 4	Best Lap	Pos.	Diff.
1	63 D. STIRPE	ITA	MV Agusta F3 675	24.128	34.833 0.096	30.056 0.100	23.154	1'52.171	4	0.196
2	55 M. ROCCOLI	ITA	Yamaha YZF R6	24.185 0.149	34.784	29.931	23.279	1'52.179	2	0.149
3	84 L. CRESSON	BEL	Yamaha YZF R6	24.177 0.070	34.905 0.078	29.846 0.172	23.348 0.047	1'52.276	7	0.367
4	47 R. HARTOG	NED	Kawasaki ZX-6R	24.107 0.047	34.761 0.012	29.941	23.486	1'52.295	3	0.059
5	53 N. MORRENTINO	ITA	Kawasaki ZX-6R	24.303	34.671 0.262	29.978	23.351	1'52.303	5	0.262
6	36 T. GRADINGER	AUT	Yamaha YZF R6	24.097 0.481	34.931	29.943 0.179	23.336	1'52.307	10	0.660
7	66 N. TUULI	FIN	Honda CBR600RR	24.233	34.842 0.143	29.932	23.423	1'52.430	6	0.143
8	13 A. WEST	AUS	Kawasaki ZX-6R	24.281 0.100	35.050	29.930	23.328 0.042	1'52.589	8	0.142
9	22 E. LAHTI	FIN	Suzuki GSX-R600	24.417	34.850	29.961	23.561 0.085	1'52.789	9	0.085
10	111 K. SMITH	GBR	Honda CBR600RR	24.382 0.062	34.917 0.252	30.310	23.363	1'52.972	12	0.314
11	35 S. HILL	GBR	Triumph Daytona 675	24.482 0.077	34.827	30.440 0.051	23.319	1'53.068	11	0.128
12	96 A. IRWIN	GBR	Honda CBR600RR	24.462 0.168	35.108 0.096	30.099	23.511	1'53.180	13	0.264
13	15 A. COPPOLA	ITA	Yamaha YZF R6	24.415	35.191	30.407	23.546	1'53.559	14	
14	60 L. GABELLINI	ITA	Yamaha YZF R6	24.515 0.121	35.212	30.497	23.399 0.004	1'53.623	15	0.125
15	77 W. TESSELS	NED	Kawasaki ZX-6R	24.326	35.296	30.582	23.675 0.199	1'53.879	16	0.199
16	65 M. CANDUCCI	ITA	Kawasaki ZX-6R	24.548	35.365 0.244	30.217	24.037 0.048	1'54.167	18	0.292
17	10 N. CALERO	ESP	Kawasaki ZX-6R	24.511 0.039	35.442	30.544	23.863	1'54.360	17	0.039
18	52 M. MALONE	ITA	Kawasaki ZX-6R	24.590 0.055	35.447	30.540 0.071	23.856 0.083	1'54.433	20	0.209
19	56 P. SEBESTYEN	HUN	Kawasaki ZX-6R	24.536	35.589	30.615	23.855	1'54.595	19	
20	74 J. VAN SIKKELERUS	NED	Honda CBR600RR	24.851	35.597	30.832 0.038	23.335 0.137	1'54.615	21	0.175
21	34 J. ITURRIOZ	ARG	Kawasaki ZX-6R	24.953 0.264	35.998	30.914	23.985	1'55.850	22	0.264
Overall Ideal Time				24.097	34.671	29.846	23.154	1'51.768		

12/05/2018

These data/results cannot be reproduced, stored and/or transmitted in whole or in part by any manner of electronic, mechanical, photocopying, recording, broadcasting or otherwise now known or herein after developed without the previous express consent by the copyright owner, except for reproduction in daily press and regular printed publications on sale to the public within 60 days of the event related to those data/results and always provided that copyright symbol appears together as follows below.

© DORNA WSBK ORGANIZATION Srl 2018

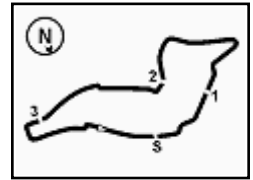
FICR PERUGIA TIMING



Official Tyre Supplier



Official Timekeeper



PATA Italian Round, 11-12-13 May 2018

World Supersport - Chronological Analysis Superpole 1

Imola Circuit 4.936 m

1 / 2

1° 55 M. ROCCOLI (1'52.328)							
Lap	Seg.1	Seg.2	Seg.3	Seg.4	Lap Time	km/h	Local Time
1		38.198	32.641	24.472		170,2	14:02'06.808
2	24.493	35.156	30.339	23.637	1'53.625	246,7	14:04'00.433
3	24.477	35.445	30.557	23.956	1'54.435	244,0	14:05'54.868
4	24.582	35.457	30.433	2'43.432	4'13.904P	241,2	14:10'08.772
5	35.290	35.619	30.234	23.432	2'04.575P	188,3	14:12'13.347
6	24.334	34.784	29.931	23.279	1'52.328	244,5	14:14'05.675
7	24.185	35.174	30.261	23.457	1'53.077	246,2	14:15'58.752

7° 13 A. WEST (1'52.731)							
Lap	Seg.1	Seg.2	Seg.3	Seg.4	Lap Time	km/h	Local Time
1							13:59'54.195
2	38.108	37.924	32.373	25.096	2'13.501P	171,8	14:02'07.696
3	24.477	35.095	30.245	23.464	1'53.281	249,0	14:04'00.977
4	24.281	35.279	30.534	23.511	1'53.605	249,6	14:05'54.582
5	24.491	37.018	31.054	3'30.534	5'03.097P	247,9	14:10'57.679
6	34.524	36.078	30.367	23.339	2'04.308P	181,3	14:13'01.987
7	24.381	35.050	29.930	23.370	1'52.731	245,6	14:14'54.718
8	24.594	35.184	29.949	23.328	1'53.055	246,2	14:16'47.773

2° 47 R. HARTOG (1'52.354)							
Lap	Seg.1	Seg.2	Seg.3	Seg.4	Lap Time	km/h	Local Time
1		35.983	30.729	23.680		194,4	14:01'55.158
2	24.312	35.326	30.670	23.506	1'53.814	245,1	14:03'48.972
3	24.318	35.035	30.415	23.566	1'53.334	246,2	14:05'42.306
4	24.525	36.686	30.985	2'42.568	4'14.764P	244,5	14:09'57.070
5	35.058	35.711	30.585	2'05.018P	177,8	14:12'02.088	
6	24.107	34.761	30.306	23.574	1'52.748	247,3	14:13'54.836
7	24.154	34.773	29.941	23.486	1'52.354	246,2	14:15'47.190

8° 22 E. LAHTI (1'52.874)							
Lap	Seg.1	Seg.2	Seg.3	Seg.4	Lap Time	km/h	Local Time
1		36.151	30.805	23.990		191,3	14:01'56.228
2	24.592	35.321	30.479	23.561	1'53.953	242,9	14:03'50.181
3	24.656	34.998	30.333	23.729	1'53.716	243,4	14:05'43.897
4	24.744	35.945	32.746	2'43.365	4'16.800P	242,9	14:10'00.697
5	34.836	35.913	30.744	24.742	2'06.235P	195,4	14:12'06.932
6	24.417	34.850	29.961	23.646	1'52.874	245,6	14:13'59.806
7	24.431	35.075	30.106	23.854	1'53.466	246,2	14:15'53.272

3° 63 D. STIRPE (1'52.367)							
Lap	Seg.1	Seg.2	Seg.3	Seg.4	Lap Time	km/h	Local Time
1		35.938	30.654	24.153		192,3	14:01'56.445
2	24.376	35.471	30.435	23.582	1'53.864	249,0	14:03'50.309
3	24.345	34.859	30.145	23.291	1'52.640	248,4	14:05'42.949
4	24.897	36.320	33.940	2'45.632	4'20.789P	244,5	14:10'03.738
5	38.707	35.639	30.463	23.440	2'08.249P	187,6	14:12'11.987
6	24.259	34.833	30.056	23.255	1'52.403	247,3	14:14'04.390
7	24.128	34.929	30.156	23.154	1'52.367	247,9	14:15'56.757

9° 36 T. GRADINGER (1'52.967)							
Lap	Seg.1	Seg.2	Seg.3	Seg.4	Lap Time	km/h	Local Time
1		36.266	30.850	23.798		185,7	14:02'00.145
2	24.380	35.562	30.128	23.737	1'53.807	250,7	14:03'53.952
3	24.421	35.311	29.943	23.370	1'53.045	249,0	14:05'46.997
4	24.097	35.259	30.483	3'22.429	4'52.268P	250,2	14:10'39.265
5	38.134	35.927	30.384	23.618	2'08.063P	165,8	14:12'47.328
6	24.578	34.931	30.122	23.336	1'52.967	245,6	14:14'40.295
7	24.238	35.244	35.212	24.286	1'58.980C	248,4	14:16'39.275

4° 53 N. MORRENTINO (1'52.565)							
Lap	Seg.1	Seg.2	Seg.3	Seg.4	Lap Time	km/h	Local Time
1							13:59'44.867
2	49.738	40.859	33.219	25.264	2'29.080P	140,7	14:02'13.947
3	24.407	35.125	29.991	23.961	1'53.484	245,1	14:04'07.431
4	24.663	35.078	30.232	23.800	1'53.773	245,1	14:06'01.204
5	24.561	36.132	31.289	2'35.404	4'07.386P	247,9	14:10'08.590
6	37.704	35.532	30.316	23.492	2'07.044P	166,3	14:12'15.634
7	24.379	34.671	30.111	23.437	1'52.598	244,5	14:14'08.232
8	24.303	34.933	29.978	23.351	1'52.565	246,2	14:16'00.797

10° 35 S. HILL (1'53.196)							
Lap	Seg.1	Seg.2	Seg.3	Seg.4	Lap Time	km/h	Local Time
1							13:59'57.673
2	37.724	37.944	34.251	24.422	2'14.341P	183,5	14:02'12.014
3	24.929	35.226	30.720	24.079	1'54.954	239,1	14:04'06.968
4	24.556	34.895	30.440	23.845	1'53.736	240,7	14:06'00.704
5	24.785	36.294	32.563	1'33.817	3'07.459P	239,6	14:09'08.163
6	36.663	35.837	30.656	23.603	2'06.759P	179,8	14:11'14.922
7	24.559	34.827	30.491	23.319	1'53.196	240,2	14:13'08.118
8	24.482	34.880	30.532	23.470	1'53.364	240,2	14:15'01.482

5° 66 N. TUULI (1'52.573)							
Lap	Seg.1	Seg.2	Seg.3	Seg.4	Lap Time	km/h	Local Time
1		40.812	33.221	25.006		148,2	14:02'13.516
2	24.379	35.038	30.235	23.500	1'53.152	246,7	14:04'06.668
3	24.299	34.926	30.498	23.507	1'53.230	246,7	14:05'59.898
4	25.314	36.357	31.397	2'28.004	4'01.072P	247,9	14:10'00.970
5	34.297	35.652	30.274	23.681	2'03.904P	193,7	14:12'04.874
6	24.233	34.985	29.932	23.423	1'52.573	246,2	14:13'57.447
7	24.283	34.842	30.086	23.453	1'52.664	246,2	14:15'50.111

11° 111 K. SMITH (1'53.286)							
Lap	Seg.1	Seg.2	Seg.3	Seg.4	Lap Time	km/h	Local Time
1							13:59'46.315
2	44.849	37.415	32.502	24.414	2'19.180P	185,4	14:02'05.495
3	24.745	35.540	30.755	23.561	1'54.601	243,4	14:04'00.096
4	24.525	35.460	30.667	23.507	1'54.159	245,1	14:05'54.255
5	24.444	35.169	30.310	23.363	1'53.286	241,8	14:07'47.541
6	24.382	34.917	30.559	1'39.335	3'09.193	242,3	14:10'56.734
7	28.763	36.825	31.683	23.780	2'01.051	193,0	14:12'57.785
8	24.732	35.033	30.469	23.433	1'53.667	243,4	14:14'51.452
9	24.750	35.049	30.613	23.586	1'53.998	241,8	14:16'45.450

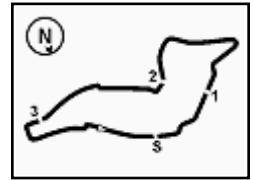
6° 84 L. CRESSON (1'52.643)							
Lap	Seg.1	Seg.2	Seg.3	Seg.4	Lap Time	km/h	Local Time
1		36.082	30.550	23.822		190,9	14:01'59.032
2	24.359	34.905	30.186	23.467	1'52.917	250,7	14:03'51.949
3	24.315	35.104	30.027	23.654	1'53.100C	252,5	14:05'45.049
4	25.025	35.271	30.529	1'47.034	3'17.859P	250,2	14:09'02.908
5	33.548	36.361	30.317	23.348	2'03.574P	202,0	14:11'06.482
6	24.201	35.430	29.846	23.461	1'52.938	250,2	14:12'59.420
7	24.247	34.983	30.018	23.395	1'52.643	251,3	14:14'52.063
8	24.177	35.234	30.166	23.418	1'52.995	252,5	14:16'45.058

12° 96 A. IRWIN (1'53.444)							
Lap	Seg.1	Seg.2	Seg.3	Seg.4	Lap Time	km/h	Local Time
1		36.561	30.832	23.930		193,0	14:01'57.590
2	24.961	35.416	30.309	23.882	1'54.568	240,2	14:03'52.158
3	24.462	35.392	30.204	23.541	1'53.599	244,0	14:05'45.757
4	24.804	35.560	30.391	1'51.212	3'21.967P	241,8	14:09'07.724
5	37.404	36.630	30.797	23.566	2'08.397P	177,8	14:11'16.121
6	24.630	35.204	30.099	23.511	1'53.444	240,2	14:13'09.565
7	24.627	35.108	30.166	23.669	1'53.570	241,8	14:15'03.135

12/05/2018 P = Pits In/Out - C = Lap Time Cancelled

These data/results cannot be reproduced, stored and/or transmitted in whole or in part by any manner of electronic, mechanical, photocopying, recording, broadcasting or otherwise now known or herein after developed without the previous express consent by the copyright owner, except for reproduction in daily press and regular printed publications on sale to the public within 60 days of the event related to those data/results and always provided that copyright symbol appears together as follows below.

© DORNA WSBK ORGANIZATION Srl 2018



Imola Circuit 4.936 m

PATA Italian Round, 11-12-13 May 2018

World Supersport - Chronological Analysis Superpole 1

2 / 2

13° 15 A. COPPOLA (1'53.559)							
Lap	Seg.1	Seg.2	Seg.3	Seg.4	Lap Time	km/h	Local Time
1		38.201	33.328	25.232		160,1	14:02'08.525
2	24.578	35.263	30.738	23.850	1'54.429	242,3	14:04'02.954
3	24.600	35.220	30.791	23.633	1'54.244	243,4	14:05'57.198
4	25.657	36.129	31.572	1'58.792	3'32.150P	238,6	14:09'29.348
5	57.403	38.489	32.693	24.587	2'33.172P	128,0	14:12'02.520
6	24.415	35.191	30.407	23.546	1'53.559	244,0	14:13'56.079
7	24.529	35.337	30.769	23.899	1'54.534	244,5	14:15'50.613

1						36.629	31.249	24.066	182,6	14:02'01.428	
2	24.827					35.599	30.816	24.015	1'55.257	245,6	14:03'56.685
3	24.645					35.447	30.611	23.939	1'54.642	246,7	14:05'51.327
4	24.828					35.531	30.576	24.049	1'54.984	245,6	14:07'46.311
5	24.728					35.593	30.540	2'07.739	3'38.600P	244,0	14:11'24.911
6	35.806					36.543	30.942	23.856	2'07.147P	189,6	14:13'32.058
7	24.590					35.788	30.604	23.908	1'54.890	244,0	14:15'26.948

14° 60 L. GABELLINI (1'53.748)							
Lap	Seg.1	Seg.2	Seg.3	Seg.4	Lap Time	km/h	Local Time
1		38.106	32.888	24.531		166,8	14:02'06.514
2	24.919	35.246	30.546	23.490	1'54.201	240,2	14:04'00.715
3	24.655	35.323	31.079	23.580	1'54.637	240,7	14:05'55.352
4	24.515	35.510	30.903	2'50.981	4'21.909P	244,5	14:10'17.261
5	33.783	35.756	30.614	23.474	2'03.627P	194,7	14:12'20.888
6	24.636	35.212	30.497	23.403	1'53.748	239,1	14:14'14.636
7	24.771	35.354	30.775	23.399	1'54.299	239,1	14:16'08.935

20° 74 J. VAN SIKKELERUS (1'54.790)							
Lap	Seg.1	Seg.2	Seg.3	Seg.4	Lap Time	km/h	Local Time
1							13:59'47.287
2	44.759	38.396	32.402	25.872	2'21.429P	175,2	14:02'08.716
3	25.076	35.843	30.858	23.608	1'55.385	238,0	14:04'04.101
4	24.895	35.714	30.897	23.335	1'54.841	240,2	14:05'58.942
5	25.327	35.939	31.421	2'59.109	4'31.796P	238,0	14:10'30.738
6	34.456	37.237	31.939	24.215	2'07.847P	190,6	14:12'38.585
7	24.851	35.597	30.870	23.472	1'54.790	238,6	14:14'33.375
8	25.003	35.670	30.832	23.703	1'55.208	236,0	14:16'28.583

15° 77 W. TESSELS (1'54.078)							
Lap	Seg.1	Seg.2	Seg.3	Seg.4	Lap Time	km/h	Local Time
1							13:59'58.562
2	35.661	36.646	32.305	24.851	2'09.463P	192,3	14:02'08.025
3	24.523	35.388	30.761	23.869	1'54.541	242,3	14:04'02.566
4	25.078	36.575	32.125	2'11.912	3'45.690P	239,6	14:07'48.256
5	38.672	37.653	32.131	24.859	2'13.315P	165,5	14:10'01.571
6	24.825	35.388	30.833	23.675	1'54.721	241,8	14:11'56.292
7	28.299	40.173	31.176	24.366	2'04.014	242,9	14:14'00.306
8	24.326	35.296	30.582	23.874	1'54.078	247,3	14:15'54.384

21° 34 J. ITURRIOZ (1'56.114)											
Lap	Seg.1	Seg.2	Seg.3	Seg.4	Lap Time	km/h	Local Time				
1						37.128	31.671	24.074	180,4	14:02'02.918	
2	25.217					35.998	30.914	23.985	1'56.114	238,6	14:03'59.032
3	24.953					36.125	31.416	24.138	1'56.632	239,6	14:05'55.664

16° 10 N. CALERO (1'54.399)							
Lap	Seg.1	Seg.2	Seg.3	Seg.4	Lap Time	km/h	Local Time
1		36.805	31.198	24.046		177,5	14:02'01.813
2	24.777	35.700	30.841	24.037	1'55.355	242,9	14:03'57.168
3	24.550	35.442	30.544	23.863	1'54.399	241,2	14:05'51.567
4	25.080	41.230	38.702	2'21.851	4'06.863CP	240,2	14:09'58.430
5	38.372	35.476	30.842	24.146	2'08.836P	176,3	14:12'07.266
6	24.511	35.783	32.058	25.314	1'57.666	245,6	14:14'04.932
7	24.560	35.670	30.713	23.945	1'54.888	245,6	14:15'59.820

17° 65 M. CANDUCCI (1'54.459)							
Lap	Seg.1	Seg.2	Seg.3	Seg.4	Lap Time	km/h	Local Time
1		36.310	31.411	24.133		190,3	14:01'59.693
2	24.821	35.971	30.738	24.037	1'55.567	244,5	14:03'55.260
3	24.548	35.609	30.217	24.085	1'54.459	245,6	14:05'49.719
4	24.757	35.365	30.844	3'01.362	4'32.328P	244,0	14:10'22.047
5	34.793	38.276	32.542	24.121	2'09.732P	195,8	14:12'31.779
6	24.673	35.449	30.391	23.428	1'53.941C	242,9	14:14'25.720
7	28.257	35.883	31.477	24.066	1'59.683C	228,5	14:16'25.403

18° 56 P. SEBESTYEN (1'54.595)							
Lap	Seg.1	Seg.2	Seg.3	Seg.4	Lap Time	km/h	Local Time
1		36.761	31.192	24.409		192,6	14:01'58.867
2	24.855	35.882	30.950	24.185	1'55.872	242,9	14:03'54.739
3	24.747	35.711	30.803	24.029	1'55.290	243,4	14:05'50.029
4	24.622	35.753	30.716	2'30.516	4'01.607P	245,6	14:09'51.636
5	40.668	35.978	30.741	23.855	2'11.242P	143,9	14:12'02.878
6	24.644	35.689	30.803	23.997	1'55.133	245,1	14:13'58.011
7	24.536	35.589	30.615	23.855	1'54.595	246,2	14:15'52.606

19° 52 M. MALONE (1'54.642)							
Lap	Seg.1	Seg.2	Seg.3	Seg.4	Lap Time	km/h	Local Time

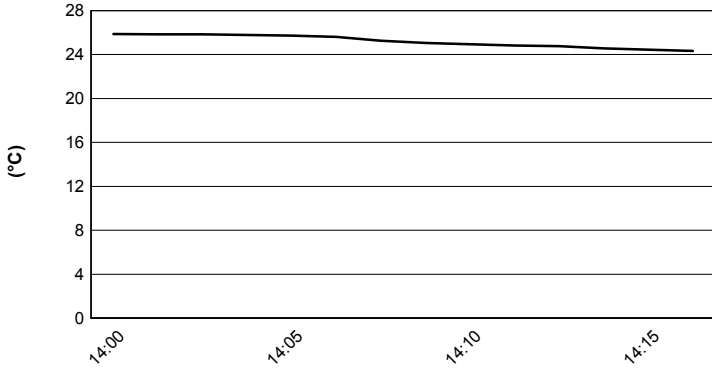
12/05/2018 P = Pits In/Out - C = Lap Time Cancelled

These data/results cannot be reproduced, stored and/or transmitted in whole or in part by any manner of electronic, mechanical, photocopying, recording, broadcasting or otherwise now known or herein after developed without the previous express consent by the copyright owner, except for reproduction in daily press and regular printed publications on sale to the public within 60 days of the event related to those data/results and always provided that copyright symbol appears together as follows below.

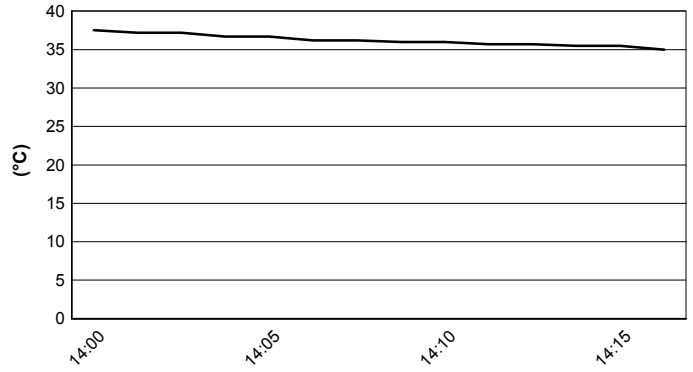
© DORNA WSBK ORGANIZATION Srl 2018

PATA Italian Round, 11-12-13 May 2018
World Supersport - Weather Report Superpole 1
 Session started 14:00 - Session ended 14:17

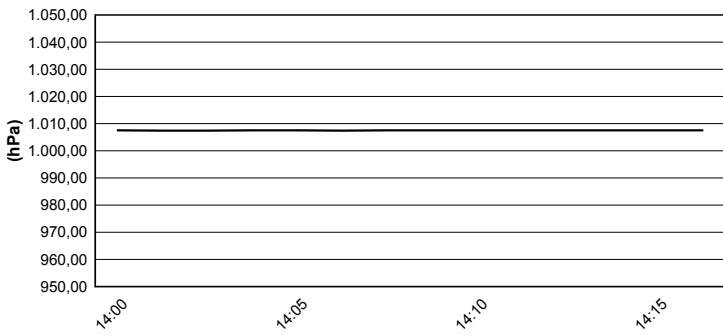
Air Temperature



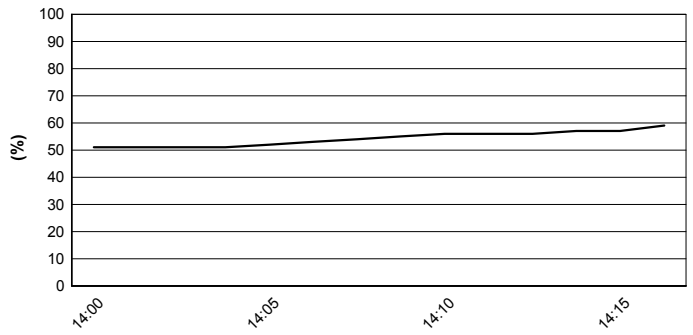
Track Temperature



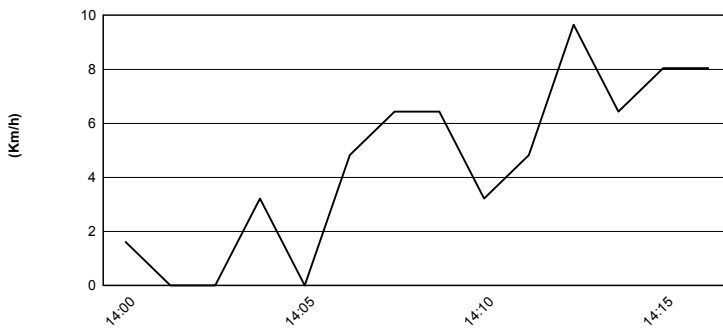
Air Pressure



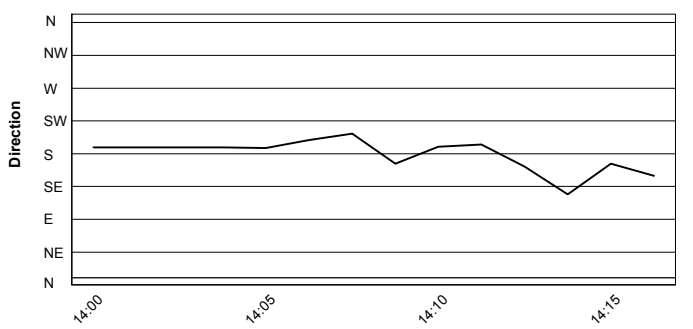
Humidity



Wind Speed



Wind Direction



12/05/2018

These data/results cannot be reproduced, stored and/or transmitted in whole or in part by any manner of electronic, mechanical, photocopying, recording, broadcasting or otherwise now known or herein after developed without the previous express consent by the copyright owner, except for reproduction in daily press and regular printed publications on sale to the public within 60 days of the event related to those data/results and always provided that copyright symbol appears together as follows below.

© DORNA WSBK ORGANIZATION Srl 2018