

PATA Italian Round, 11-12-13 May 2018

World Supersport - Results Warm Up

No.	Rider	Nat	Team	Bike	Class	Time	Gap	Rel.	Laps	Speed	
										Avg	Max
1	11 S. CORTESE	GER	Kallio Racing	Yamaha YZF R6		1'51.119			8	159,915	250,7
2	64 F. CARICASULO	ITA	GRT Yamaha Official WorldSSP Team	Yamaha YZF R6		1'51.403	0.284	0.284	7	159,507	251,3
3	144 L. MAHIAS	FRA	GRT Yamaha Official WorldSSP Team	Yamaha YZF R6		1'51.601	0.482	0.198	8	159,224	245,1
4	16 J. CLUZEL	FRA	NRT	Yamaha YZF R6		1'51.688	0.569	0.087	8	159,100	251,9
5	86 A. BADOVINI	ITA	MV Agusta Reparto Corse by Vamag	MV Agusta F3 675		1'51.835	0.716	0.147	8	158,891	244,5
6	3 R. DE ROSA	ITA	MV Agusta Reparto Corse by Vamag	MV Agusta F3 675		1'52.032	0.913	0.197	8	158,612	251,3
7	54 K. SOFUOGLU	TUR	Kawasaki Puccetti Racing	Kawasaki ZX-6R		1'52.053	0.934	0.021	5	158,582	247,9
8	21 R. KRUMMENACHER	SUI	BARDAHL Evan Bros. WorldSSP Team	Yamaha YZF R6		1'52.069	0.950	0.016	5	158,559	251,3
9	81 L. STAPLEFORD	GBR	Profile Racing	Triumph Daytona 675		1'52.348	1.229	0.279	8	158,166	244,5
10	13 A. WEST	AUS	EAB antwest Racing	Kawasaki ZX-6R		1'52.395	1.276	0.047	6	158,100	246,7
11	36 T. GRADINGER	AUT	NRT	Yamaha YZF R6		1'52.430	1.311	0.035	8	158,050	249,6
12	66 N. TUULI	FIN	CIA Landlord Insurance Honda	Honda CBR600RR		1'52.707	1.588	0.277	8	157,662	247,3
13	111 K. SMITH	GBR	GEMAR Team Lorini	Honda CBR600RR		1'53.002	1.883	0.295	7	157,250	245,6
14	63 D. STIRPE	ITA	Extreme Racing BARDAHL	MV Agusta F3 675		1'53.417	2.298	0.415	5	156,675	247,9
15	78 H. OKUBO	JPN	Kawasaki Puccetti Racing	Kawasaki ZX-6R		1'53.419	2.300	0.002	7	156,672	247,9
16	47 R. HARTOG	NED	Team Hartog - Against Cancer	Kawasaki ZX-6R	ESS	1'53.457	2.338	0.038	7	156,620	249,0
17	84 L. CRESSON	BEL	Kallio Racing	Yamaha YZF R6		1'53.472	2.353	0.015	8	156,599	255,5
18	53 N. MORRENTINO	ITA	Renzi Corse	Kawasaki ZX-6R		1'53.747	2.628	0.275	7	156,220	246,2
19	77 W. TESSELS	NED	Chromeburner Wayne's Racingteam MtM	Kawasaki ZX-6R	ESS	1'53.903	2.784	0.156	5	156,006	246,7
20	55 M. ROCCOLI	ITA	G.A.S. Racing Team	Yamaha YZF R6		1'54.023	2.904	0.120	8	155,842	240,7
21	35 S. HILL	GBR	Profile Racing	Triumph Daytona 675		1'54.078	2.959	0.055	8	155,767	242,9
22	96 A. IRWIN	GBR	CIA Landlord Insurance Honda	Honda CBR600RR		1'54.121	3.002	0.043	7	155,708	245,1
23	52 M. MALONE	ITA	Team GREENSPEED	Kawasaki ZX-6R		1'54.135	3.016	0.014	7	155,689	249,0
24	15 A. COPPOLA	ITA	GRT Yamaha Official WorldSSP Junior Team	Yamaha YZF R6	ESS	1'54.210	3.091	0.075	7	155,587	244,0
25	60 L. GABELLINI	ITA	G.A.S. Racing Team	Yamaha YZF R6		1'54.234	3.115	0.024	8	155,554	240,2
26	22 E. LAHTI	FIN	Sterkman Motorsport by HRP	Suzuki GSX-R600	ESS	1'54.248	3.129	0.014	7	155,535	243,4
27	56 P. SEBESTYEN	HUN	SSP Hungary Racing	Kawasaki ZX-6R	ESS	1'54.543	3.424	0.295	7	155,135	245,1
28	10 N. CALERO	ESP	Orelac Racing VerdNatura	Kawasaki ZX-6R		1'54.675	3.556	0.132	7	154,956	242,9
29	38 H. SOOMER	EST	Racedays	Honda CBR600RR		1'54.786	3.667	0.111	7	154,806	246,2
30	74 J. VAN SIKKELERUS	NED	GEMAR Team Lorini	Honda CBR600RR		1'54.971	3.852	0.185	8	154,557	238,0
31	65 M. CANDUCCI	ITA	Team GoEleven Kawasaki	Kawasaki ZX-6R		1'55.019	3.900	0.048	8	154,493	242,9
32	34 J. ITURRIOZ	ARG	Team GoEleven Kawasaki	Kawasaki ZX-6R		1'56.318	5.199	1.299	8	152,767	238,0

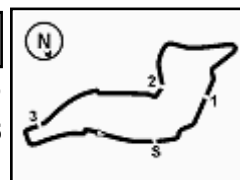
AIR	Humidity:	56%	Temp:	20°C
TRACK	Condition:	Dry	Temp:	28°C

Records	Pole (QP2)	2013 S.Lowes	1'50.404	160,950	Km/h
	Race (RC)	2015 J.Cluzel	1'51.101	159,940	Km/h
	Circuit (QP2)	2013 S.Lowes	1'50.404	160,950	Km/h

Start 13/05/2018 09:10 End 09:26 The results are provisional until the end of the time limit for protests and appeals and the completion of the technical checks.

These data/results cannot be reproduced, stored and/or transmitted in whole or in part by any manner of electronic, mechanical, photocopying, recording, broadcasting or otherwise now known or herein after developed without the previous express consent by the copyright owner, except for reproduction in daily press and regular printed publications on sale to the public within 60 days of the event related to those data/results and always provided that copyright symbol appears together as follows below.

© DORNA WSBK ORGANIZATION Srl 2018



PATA Italian Round, 11-12-13 May 2018

World Supersport - Results Warm Up

Session Highlights

Local Time	No. Rider	Description
09.10.00		Start
09.13.46	35 S. HILL	On the Gravel - Re-Joined - Turn 12
09.15.48	78 H. OKUBO	Current Lap Cancelled - Exceeded Track Limits - Turn 22
09.15.57	78 H. OKUBO	Current Lap Cancelled - Exceeded Track Limits
09.17.05	11 S. CORTESE	Current Lap Cancelled - Exceeded Track Limits - Turn 14
09.17.14	81 L. STAPLEFORD	Current Lap Cancelled - Exceeded Track Limits - Turn 14
09.17.43	22 E. LAHTI	Current Lap Cancelled - Exceeded Track Limits - Turn 22
09.17.54	22 E. LAHTI	Current Lap Cancelled - Exceeded Track Limits
09.17.55	10 N. CALERO	Current Lap Cancelled - Exceeded Track Limits - Turn 22
09.17.57	74 J. VAN SIKKELERUS	Current Lap Cancelled - Exceeded Track Limits - Turn 22
09.18.00	10 N. CALERO	Current Lap Cancelled - Exceeded Track Limits
09.18.05	74 J. VAN SIKKELERUS	Current Lap Cancelled - Exceeded Track Limits
09.18.37	16 J. CLUZEL	On the Gravel - Re-Joined - Turn 12
09.21.15	21 R. KRUMMENACHER	Crashed - Turn 15
09.21.15	77 W. TESSELS	Crashed - Turn 15
09.21.29	77 W. TESSELS	Re-joined
09.21.50	63 D. STIRPE	Crashed - Turn 22
09.22.36	77 W. TESSELS	BLACK FLAG - Doesn't enter pit lane after crash (art. 1.21.5)
09.22.53	21 R. KRUMMENACHER	Re-joined
09.23.35	81 L. STAPLEFORD	Current Lap Cancelled - Exceeded Track Limits - Turn 22
09.23.40	81 L. STAPLEFORD	Current Lap Cancelled - Exceeded Track Limits
09.24.30	64 F. CARICASULO	Crashed - Turn 7
09.25.03	64 F. CARICASULO	Re-joined
09.25.48	74 J. VAN SIKKELERUS	Current Lap Cancelled - Exceeded Track Limits - Turn 22
09.26.46		End Of Session

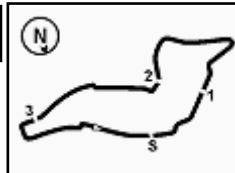
Fastest Laps Sequence

No. Rider	Nat	Team	Bike	Local Time	Time	Gap	Avg
54 K. SOFUOGLU	TUR	Kawasaki Puccetti Racing	Kawasaki ZX-6R	09:13'50.306	1'52.773		157,570
144 L. MAHIAS	FRA	GRT Yamaha Official WorldSSP Team	Yamaha YZF R6	09:15'09.598	1'52.724	-0.049	157,638
16 J. CLUZEL	FRA	NRT	Yamaha YZF R6	09:15'18.256	1'52.557	-0.167	157,872
86 A. BADOVINI	ITA	MV Agusta Reparto Corse by Vomag	MV Agusta F3 675	09:16'29.456	1'52.178	-0.379	158,405
144 L. MAHIAS	FRA	GRT Yamaha Official WorldSSP Team	Yamaha YZF R6	09:17'01.248	1'51.650	-0.528	159,155
144 L. MAHIAS	FRA	GRT Yamaha Official WorldSSP Team	Yamaha YZF R6	09:18'52.849	1'51.601	-0.049	159,224
64 F. CARICASULO	ITA	GRT Yamaha Official WorldSSP Team	Yamaha YZF R6	09:23'26.761	1'51.403	-0.198	159,507
11 S. CORTESE	GER	Kallio Racing	Yamaha YZF R6	09:25'10.168	1'51.119	-0.284	159,915

Start 13/05/2018 09:10 End 09:26 The results are provisional until the end of the time limit for protests and appeals and the completion of the technical checks.

These data/results cannot be reproduced, stored and/or transmitted in whole or in part by any manner of electronic, mechanical, photocopying, recording, broadcasting or otherwise now known or herein after developed without the previous express consent by the copyright owner, except for reproduction in daily press and regular printed publications on sale to the public within 60 days of the event related to those data/results and always provided that copyright symbol appears together as follows below.

© DORNA WSBK ORGANIZATION Srl 2018



PATA Italian Round, 11-12-13 May 2018

World Supersport - Best Sectors & Speed Warm Up

BEST LAP

1	11 S. CORTESE	Yamaha YZF R6	1'51.119
2	64 F. CARICASULO	Yamaha YZF R6	1'51.403
3	144 L. MAHIAS	Yamaha YZF R6	1'51.601
4	16 J. CLUZEL	Yamaha YZF R6	1'51.688
5	86 A. BADOVINI	MV Agusta F3 675	1'51.835
6	3 R. DE ROSA	MV Agusta F3 675	1'52.032
7	54 K. SOFUOGLU	Kawasaki ZX-6R	1'52.053
8	21 R. KRUMMENACHER	Yamaha YZF R6	1'52.069
9	81 L. STAPLEFORD	Triumph Daytona 675	1'52.348
10	13 A. WEST	Kawasaki ZX-6R	1'52.395
11	36 T. GRADINGER	Yamaha YZF R6	1'52.430
12	66 N. TUULI	Honda CBR600RR	1'52.707
13	111 K. SMITH	Honda CBR600RR	1'53.002
14	63 D. STIRPE	MV Agusta F3 675	1'53.417
15	78 H. OKUBO	Kawasaki ZX-6R	1'53.419
16	47 R. HARTOG	Kawasaki ZX-6R	1'53.457
17	84 L. CRESSON	Yamaha YZF R6	1'53.472
18	53 N. MORRENTINO	Kawasaki ZX-6R	1'53.747
19	77 W. TESSELS	Kawasaki ZX-6R	1'53.903
20	55 M. ROCCOLI	Yamaha YZF R6	1'54.023
21	35 S. HILL	Triumph Daytona 675	1'54.078
22	96 A. IRWIN	Honda CBR600RR	1'54.121
23	52 M. MALONE	Kawasaki ZX-6R	1'54.135
24	15 A. COPPOLA	Yamaha YZF R6	1'54.210
25	60 L. GABELLINI	Yamaha YZF R6	1'54.234
26	22 E. LAHTI	Suzuki GSX-R600	1'54.248
27	56 P. SEBESTYEN	Kawasaki ZX-6R	1'54.543
28	10 N. CALERO	Kawasaki ZX-6R	1'54.675
29	38 H. SOOMER	Honda CBR600RR	1'54.786
30	74 J. VAN SIKKELERUS	Honda CBR600RR	1'54.971
31	65 M. CANDUCCI	Kawasaki ZX-6R	1'55.019
32	34 J. ITURRIOZ	Kawasaki ZX-6R	1'56.318

SPEED

1	84 L. CRESSON	Yamaha YZF R6	255,5
2	16 J. CLUZEL	Yamaha YZF R6	251,9
3	21 R. KRUMMENACHER	Yamaha YZF R6	251,3
4	3 R. DE ROSA	MV Agusta F3 675	251,3
5	64 F. CARICASULO	Yamaha YZF R6	251,3
6	11 S. CORTESE	Yamaha YZF R6	250,7
7	36 T. GRADINGER	Yamaha YZF R6	249,6
8	47 R. HARTOG	Kawasaki ZX-6R	249,0
9	52 M. MALONE	Kawasaki ZX-6R	249,0
10	54 K. SOFUOGLU	Kawasaki ZX-6R	247,9
11	78 H. OKUBO	Kawasaki ZX-6R	247,9
12	63 D. STIRPE	MV Agusta F3 675	247,9
13	66 N. TUULI	Honda CBR600RR	247,3
14	77 W. TESSELS	Kawasaki ZX-6R	246,7
15	13 A. WEST	Kawasaki ZX-6R	246,7
16	38 H. SOOMER	Honda CBR600RR	246,2
17	53 N. MORRENTINO	Kawasaki ZX-6R	246,2
18	111 K. SMITH	Honda CBR600RR	245,6
19	144 L. MAHIAS	Yamaha YZF R6	245,1
20	96 A. IRWIN	Honda CBR600RR	245,1
21	56 P. SEBESTYEN	Kawasaki ZX-6R	245,1
22	81 L. STAPLEFORD	Triumph Daytona 675	244,5
23	86 A. BADOVINI	MV Agusta F3 675	244,5
24	15 A. COPPOLA	Yamaha YZF R6	244,0
25	22 E. LAHTI	Suzuki GSX-R600	243,4
26	35 S. HILL	Triumph Daytona 675	242,9
27	65 M. CANDUCCI	Kawasaki ZX-6R	242,9
28	10 N. CALERO	Kawasaki ZX-6R	242,9
29	55 M. ROCCOLI	Yamaha YZF R6	240,7
30	60 L. GABELLINI	Yamaha YZF R6	240,2
31	34 J. ITURRIOZ	Kawasaki ZX-6R	238,0
32	74 J. VAN SIKKELERUS	Honda CBR600RR	238,0

SEG. 1

1	21 R. KRUMMENACHER	23.983
2	64 F. CARICASULO	24.043
3	3 R. DE ROSA	24.046
4	16 J. CLUZEL	24.059
5	11 S. CORTESE	24.061
6	81 L. STAPLEFORD	24.146
7	84 L. CRESSON	24.197
8	54 K. SOFUOGLU	24.219
9	144 L. MAHIAS	24.234
10	66 N. TUULI	24.288
11	86 A. BADOVINI	24.296
12	13 A. WEST	24.315
13	36 T. GRADINGER	24.331
14	53 N. MORRENTINO	24.339
15	47 R. HARTOG	24.345
16	111 K. SMITH	24.367
17	77 W. TESSELS	24.425
18	63 D. STIRPE	24.434
19	78 H. OKUBO	24.438
20	52 M. MALONE	24.484
21	96 A. IRWIN	24.513
22	15 A. COPPOLA	24.539
23	10 N. CALERO	24.580
24	55 M. ROCCOLI	24.585
25	56 P. SEBESTYEN	24.629
26	35 S. HILL	24.641
27	22 E. LAHTI	24.642
28	60 L. GABELLINI	24.677
29	38 H. SOOMER	24.702
30	65 M. CANDUCCI	24.712
31	74 J. VAN SIKKELERUS	24.920
32	34 J. ITURRIOZ	25.118

SEG. 2

1	11 S. CORTESE	34.386
2	64 F. CARICASULO	34.425
3	16 J. CLUZEL	34.506
4	144 L. MAHIAS	34.529
5	3 R. DE ROSA	34.588
6	86 A. BADOVINI	34.616
7	54 K. SOFUOGLU	34.696
8	36 T. GRADINGER	34.708
9	81 L. STAPLEFORD	34.749
10	111 K. SMITH	34.820
11	21 R. KRUMMENACHER	34.838
12	66 N. TUULI	34.953
13	63 D. STIRPE	34.956
14	13 A. WEST	34.958
15	53 N. MORRENTINO	35.024
16	47 R. HARTOG	35.042
17	77 W. TESSELS	35.093
18	35 S. HILL	35.160
19	15 A. COPPOLA	35.179
20	78 H. OKUBO	35.210
21	22 E. LAHTI	35.223
22	55 M. ROCCOLI	35.227
23	96 A. IRWIN	35.242
24	84 L. CRESSON	35.242
25	52 M. MALONE	35.248
26	56 P. SEBESTYEN	35.252
27	60 L. GABELLINI	35.268
28	10 N. CALERO	35.381
29	65 M. CANDUCCI	35.490
30	74 J. VAN SIKKELERUS	35.548
31	38 H. SOOMER	35.685
32	34 J. ITURRIOZ	36.089

SEG. 3

1	11 S. CORTESE	29.426
2	144 L. MAHIAS	29.530
3	16 J. CLUZEL	29.547
4	54 K. SOFUOGLU	29.727
5	86 A. BADOVINI	29.769
6	3 R. DE ROSA	29.783
7	21 R. KRUMMENACHER	29.809
8	36 T. GRADINGER	29.835
9	81 L. STAPLEFORD	29.838
10	64 F. CARICASULO	29.848
11	13 A. WEST	29.851
12	66 N. TUULI	29.858
13	84 L. CRESSON	30.023
14	111 K. SMITH	30.039
15	78 H. OKUBO	30.097
16	15 A. COPPOLA	30.123
17	55 M. ROCCOLI	30.161
18	96 A. IRWIN	30.166
19	53 N. MORRENTINO	30.266
20	22 E. LAHTI	30.280
21	63 D. STIRPE	30.307
22	10 N. CALERO	30.410
23	52 M. MALONE	30.411
24	56 P. SEBESTYEN	30.422
25	47 R. HARTOG	30.426
26	38 H. SOOMER	30.435
27	60 L. GABELLINI	30.449
28	35 S. HILL	30.466
29	77 W. TESSELS	30.608
30	65 M. CANDUCCI	30.644
31	74 J. VAN SIKKELERUS	30.711
32	34 J. ITURRIOZ	30.921

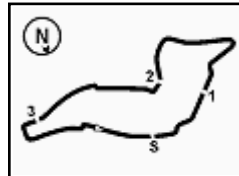
SEG. 4

1	144 L. MAHIAS	23.026
2	86 A. BADOVINI	23.036
3	64 F. CARICASULO	23.087
4	81 L. STAPLEFORD	23.126
5	13 A. WEST	23.173
6	11 S. CORTESE	23.189
7	54 K. SOFUOGLU	23.307
8	21 R. KRUMMENACHER	23.320
9	36 T. GRADINGER	23.322
10	3 R. DE ROSA	23.338
11	16 J. CLUZEL	23.396
12	111 K. SMITH	23.424
13	66 N. TUULI	23.456
14	60 L. GABELLINI	23.477
15	55 M. ROCCOLI	23.526
16	74 J. VAN SIKKELERUS	23.539
17	47 R. HARTOG	23.561
18	84 L. CRESSON	23.567
19	63 D. STIRPE	23.579
20	78 H. OKUBO	23.589
21	35 S. HILL	23.657
22	56 P. SEBESTYEN	23.722
23	77 W. TESSELS	23.735
24	53 N. MORRENTINO	23.750
25	96 A. IRWIN	23.763
26	52 M. MALONE	23.770
27	15 A. COPPOLA	23.777
28	10 N. CALERO	23.796
29	38 H. SOOMER	23.938
30	22 E. LAHTI	23.945
31	65 M. CANDUCCI	23.964
32	34 J. ITURRIOZ	24.075

13/05/2018

These data/results cannot be reproduced, stored and/or transmitted in whole or in part by any manner of electronic, mechanical, photocopying, recording, broadcasting or otherwise now known or herein after developed without the previous express consent by the copyright owner, except for reproduction in daily press and regular printed publications on sale to the public within 60 days of the event related to those data/results and always provided that copyright symbol appears together as follows below.

© DORNA WSBK ORGANIZATION Srl 2018



Imola Circuit 4.936 m

1 / 2

PATA Italian Round, 11-12-13 May 2018

World Supersport - Ideal Times Warm Up

No.	Rider	Nat	Bike	Seg. 1 Diff. 1	Seg. 2 Diff. 2	Seg. 3 Diff. 3	Seg. 4 Diff. 4	Ideal Time Best Lap	Pos.	Diff.
1	11 S. CORTESE	GER	Yamaha YZF R6	24.061 0.029	34.386	29.426	23.189 0.028	1'51.062 1'51.119	1	0.057
2	144 L. MAHIAS	FRA	Yamaha YZF R6	24.234	34.529 0.076	29.530 0.138	23.026 0.068	1'51.319 1'51.601	3	0.282
3	64 F. CARICASULO	ITA	Yamaha YZF R6	24.043	34.425	29.848	23.087	1'51.403 1'51.403	2	
4	16 J. CLUZEL	FRA	Yamaha YZF R6	24.059 0.019	34.506 0.109	29.547	23.396 0.052	1'51.508 1'51.688	4	0.180
5	86 A. BADOVINI	ITA	MV Agusta F3 675	24.296 0.003	34.616 0.059	29.769 0.056	23.036	1'51.717 1'51.835	5	0.118
6	3 R. DE ROSA	ITA	MV Agusta F3 675	24.046 0.030	34.588 0.156	29.783 0.021	23.338 0.070	1'51.755 1'52.032	6	0.277
7	81 L. STAPLEFORD	GBR	Triumph Daytona 675	24.146 0.193	34.749 0.060	29.838	23.126 0.236	1'51.859 1'52.348	9	0.489
8	54 K. SOFUOGLU	TUR	Kawasaki ZX-6R	24.219 0.020	34.696 0.084	29.727	23.307	1'51.949 1'52.053	7	0.104
9	21 R. KRUMMENACHER	SUI	Yamaha YZF R6	23.983 0.119	34.838	29.809	23.320	1'51.950 1'52.069	8	0.119
10	36 T. GRADINGER	AUT	Yamaha YZF R6	24.331 0.105	34.708	29.835 0.095	23.322 0.034	1'52.196 1'52.430	11	0.234
11	13 A. WEST	AUS	Kawasaki ZX-6R	24.315	34.958 0.098	29.851	23.173	1'52.297 1'52.395	10	0.098
12	66 N. TUULI	FIN	Honda CBR600RR	24.288	34.953 0.009	29.858 0.106	23.456 0.037	1'52.555 1'52.707	12	0.152
13	111 K. SMITH	GBR	Honda CBR600RR	24.367 0.201	34.820 0.151	30.039	23.424	1'52.650 1'53.002	13	0.352
14	84 L. CRESSON	BEL	Yamaha YZF R6	24.197 0.263	35.242	30.023 0.120	23.567 0.060	1'53.029 1'53.472	17	0.443
15	63 D. STIRPE	ITA	MV Agusta F3 675	24.434 0.097	34.956 0.044	30.307	23.579	1'53.276 1'53.417	14	0.141
16	78 H. OKUBO	JPN	Kawasaki ZX-6R	24.438 0.085	35.210	30.097	23.589	1'53.334 1'53.419	15	0.085
17	47 R. HARTOG	NED	Kawasaki ZX-6R	24.345 0.079	35.042	30.426	23.561 0.004	1'53.374 1'53.457	16	0.083
18	53 N. MORRENTINO	ITA	Kawasaki ZX-6R	24.339 0.183	35.024 0.002	30.266 0.183	23.750	1'53.379 1'53.747	18	0.368
19	55 M. ROCCOLI	ITA	Yamaha YZF R6	24.585 0.130	35.227 0.263	30.161	23.526 0.131	1'53.499 1'54.023	20	0.524
20	15 A. COPPOLA	ITA	Yamaha YZF R6	24.539	35.179 0.213	30.123	23.777 0.379	1'53.618 1'54.210	24	0.592
21	96 A. IRWIN	GBR	Honda CBR600RR	24.513 0.062	35.242	30.166 0.375	23.763	1'53.684 1'54.121	22	0.437
22	77 W. TESSELS	NED	Kawasaki ZX-6R	24.425	35.093 0.042	30.608	23.735	1'53.861 1'53.903	19	0.042
23	60 L. GABELLINI	ITA	Yamaha YZF R6	24.677	35.268 0.147	30.449 0.114	23.477 0.102	1'53.871 1'54.234	25	0.363
24	52 M. MALONE	ITA	Kawasaki ZX-6R	24.484 0.089	35.248	30.411 0.008	23.770 0.125	1'53.913 1'54.135	23	0.222
25	35 S. HILL	GBR	Triumph Daytona 675	24.641 0.034	35.160	30.466	23.657 0.120	1'53.924 1'54.078	21	0.154
26	56 P. SEBESTYEN	HUN	Kawasaki ZX-6R	24.629 0.111	35.252 0.139	30.422 0.268	23.722	1'54.025 1'54.543	27	0.518
27	22 E. LAHTI	FIN	Suzuki GSX-R600	24.642	35.223	30.280	23.945 0.158	1'54.090 1'54.248	26	0.158
28	10 N. CALERO	ESP	Kawasaki ZX-6R	24.580	35.381 0.181	30.410 0.165	23.796 0.162	1'54.167 1'54.675	28	0.508
29	74 J. VAN SIKKELERUS	NED	Honda CBR600RR	24.920	35.548 0.141	30.711 0.112	23.539	1'54.718 1'54.971	30	0.253
30	38 H. SOOMER	EST	Honda CBR600RR	24.702	35.685 0.011	30.435	23.938 0.015	1'54.760 1'54.786	29	0.026
31	65 M. CANDUCCI	ITA	Kawasaki ZX-6R	24.712	35.490 0.007	30.644 0.126	23.964 0.076	1'54.810 1'55.019	31	0.209
32	34 J. ITURRIOZ	ARG	Kawasaki ZX-6R	25.118 0.115	36.089	30.921	24.075	1'56.203 1'56.318	32	0.115
Overall Ideal Time				23.983	34.386	29.426	23.026	1'50.821		

13/05/2018

These data/results cannot be reproduced, stored and/or transmitted in whole or in part by any manner of electronic, mechanical, photocopying, recording, broadcasting or otherwise now known or herein after developed without the previous express consent by the copyright owner, except for reproduction in daily press and regular printed publications on sale to the public within 60 days of the event related to those data/results and always provided that copyright symbol appears together as follows below.

© DORNA WSBK ORGANIZATION Srl 2018

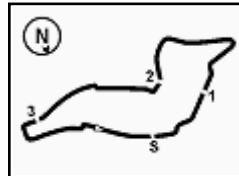
FICR PERUGIA TIMING



Official Tyre Supplier



Official Timekeeper



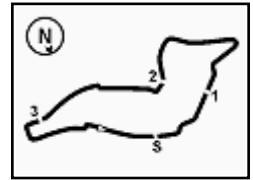
Imola Circuit 4.936 m
2 / 2

PATA Italian Round, 11-12-13 May 2018
World Supersport - Ideal Times Warm Up

No. Rider	Nat	Bike	Seg. 1 Diff. 1	Seg. 2 Diff. 2	Seg. 3 Diff. 3	Seg. 4 Diff. 4	Ideal Time Best Lap Pos.	Diff.
-----------	-----	------	-------------------	-------------------	-------------------	-------------------	-----------------------------	-------

13/05/2018
These data/results cannot be reproduced, stored and/or transmitted in whole or in part by any manner of electronic, mechanical, photocopying, recording, broadcasting or otherwise now known or herein after developed without the previous express consent by the copyright owner, except for reproduction in daily press and regular printed publications on sale to the public within 60 days of the event related to those data/results and always provided that copyright symbol appears together as follows below.
© DORNA WSBK ORGANIZATION Srl 2018





Imola Circuit 4.936 m

1 / 3

1° 11 S. CORTESE (1'51.119)							
Lap	Seg.1	Seg.2	Seg.3	Seg.4	Lap Time	km/h	Local Time
1					9:09'49.980		
2	39.446	36.789	30.928	24.837	2'12.000P	185,1	9:12'01.980
3	24.774	35.021	30.442	23.639	1'53.876	243,4	9:13'55.856
4	24.664	34.799	29.966	23.659	1'53.088	238,6	9:15'48.944
5	24.195	34.759	31.359	23.795	1'54.108C	247,3	9:17'43.052
6	24.061	34.681	29.695	23.522	1'51.959	250,7	9:19'35.011
7	24.285	35.012	29.793	23.189	1'52.279	240,7	9:21'27.290
8	24.118	34.458	29.931	23.252	1'51.759	243,4	9:23'19.049
9	24.090	34.386	29.426	23.217	1'51.119	247,9	9:25'10.168

2° 64 F. CARICASULO (1'51.403)							
Lap	Seg.1	Seg.2	Seg.3	Seg.4	Lap Time	km/h	Local Time
1					9:10'05.664		
2	34.400	35.858	30.833	23.431	2'04.522P	196,1	9:12'10.186
3	24.570	35.958	30.600	23.187	1'54.315	237,0	9:14'04.501
4	24.337	35.002	30.064	23.205	1'52.608	246,7	9:15'57.109
5	24.226	34.655	29.935	23.539	1'52.355	246,7	9:17'49.464
6	24.118	35.475	30.118	23.533	1'53.244	250,7	9:19'42.708
7	24.236	35.046	30.102	23.266	1'52.650	244,5	9:21'35.358
8	24.043	34.425	29.848	23.087	1'51.403	249,6	9:23'26.761

3° 144 L. MAHIAS (1'51.601)							
Lap	Seg.1	Seg.2	Seg.3	Seg.4	Lap Time	km/h	Local Time
1					9:11'01.722		
2	42.455	37.964	31.019	23.714	2'15.152P	160,8	9:13'16.874
3	24.695	34.849	29.872	23.308	1'52.724	240,7	9:15'09.598
4	24.387	34.543	29.694	23.026	1'51.650	243,4	9:17'01.248
5	24.234	34.605	29.668	23.094	1'51.601	244,5	9:18'52.849
6	24.274	34.752	29.817	23.099	1'51.942	244,5	9:20'44.791
7	24.322	34.529	29.637	23.135	1'51.623	245,1	9:22'36.414
8	24.477	34.662	29.530	23.197	1'51.866	245,1	9:24'28.280
9	24.286	34.588	29.803	23.321	1'51.998	244,0	9:26'20.278

4° 16 J. CLUZEL (1'51.688)							
Lap	Seg.1	Seg.2	Seg.3	Seg.4	Lap Time	km/h	Local Time
1					9:11'09.916		
2	39.221	40.605	31.346	24.611	2'15.783P	172,1	9:13'25.699
3	24.207	35.007	29.947	23.396	1'52.557	250,7	9:15'18.256
4	24.203	34.569	29.820	23.488	1'52.080	251,9	9:17'10.336
5	24.132	34.510	34.744	24.015	1'57.401	251,9	9:19'07.737
6	24.100	34.605	29.899	24.520	1'53.124	251,3	9:21'00.861
7	24.116	34.506	29.584	23.526	1'51.732	251,9	9:22'52.593
8	24.059	34.770	29.723	23.458	1'52.010	251,3	9:24'44.603
9	24.078	34.615	29.547	23.448	1'51.688	251,3	9:26'36.291

5° 86 A. BADOVINI (1'51.835)							
Lap	Seg.1	Seg.2	Seg.3	Seg.4	Lap Time	km/h	Local Time
1					9:10'27.818		
2	38.424	40.139	34.243	23.827	2'16.633P	161,1	9:12'44.451
3	24.503	34.985	30.041	23.298	1'52.827	240,7	9:14'37.278
4	24.350	34.770	29.868	23.190	1'52.178	244,0	9:16'29.456
5	24.328	34.616	29.769	23.133	1'51.846	243,4	9:18'21.302
6	25.404	37.213	31.628	23.762	1'58.007	244,5	9:20'19.309
7	24.296	34.739	31.899	24.545	1'55.479	244,5	9:22'14.788
8	24.584	34.802	30.029	23.316	1'52.731	241,2	9:24'07.519
9	24.299	34.675	29.825	23.036	1'51.835	243,4	9:25'59.354

6° 3 R. DE ROSA (1'52.032)							
Lap	Seg.1	Seg.2	Seg.3	Seg.4	Lap Time	km/h	Local Time
1					9:09'54.286		
2	38.652	37.842	30.732	24.187	2'11.413P	180,1	9:12'05.699

3	24.241	35.024	30.528	23.723	1'53.516	247,3	9:13'59.215
4	24.263	35.414	30.189	23.644	1'53.510	249,6	9:15'52.725
5	24.144	35.332	30.455	23.997	1'53.928	251,3	9:17'46.653
6	24.064	34.888	29.783	23.446	1'52.181	250,2	9:19'38.834
7	24.046	34.588	33.350	23.700	1'55.684	249,0	9:21'34.518
8	24.098	34.741	29.874	23.338	1'52.051	246,7	9:23'26.569
9	24.076	34.744	29.804	23.408	1'52.032	248,4	9:25'18.601

7° 54 K. SOFUOGLU (1'52.053)							
Lap	Seg.1	Seg.2	Seg.3	Seg.4	Lap Time	km/h	Local Time
1					9:11'57.533		
2	24.447	34.882	29.977	23.467	1'52.773	245,6	9:13'50.306
3	25.658	35.914	30.235	23.633	1'55.440	246,2	9:15'45.746
4	24.305	34.696	29.871	23.369	1'52.241	247,3	9:17'37.987
5	24.239	34.780	29.727	23.307	1'52.053	247,3	9:19'30.040
6	24.219	34.750	29.780	23.310	1'52.059	247,9	9:21'22.099

8° 21 R. KRUMMENACHER (1'52.069)							
Lap	Seg.1	Seg.2	Seg.3	Seg.4	Lap Time	km/h	Local Time
1					9:09'50.816		
2	40.730	37.722	30.968	24.044	2'13.464P	187,3	9:12'04.280
3	24.224	35.541	30.457	24.132	1'54.354	251,3	9:13'58.634
4	24.402	35.302	30.154	23.631	1'53.489	246,2	9:15'52.123
5	24.399	35.515	30.401	23.754	1'54.069	247,9	9:17'46.192
6	24.102	34.838	29.809	23.320	1'52.069	249,0	9:19'38.261

9° 81 L. STAPLEFORD (1'52.348)							
Lap	Seg.1	Seg.2	Seg.3	Seg.4	Lap Time	km/h	Local Time
1					9:10'03.792		
2	35.659	36.772	31.017	23.563	2'07.011P	183,5	9:12'10.803
3	24.671	35.577	30.539	23.222	1'54.009	241,8	9:14'04.812
4	24.284	35.117	30.554	23.126	1'53.081	239,6	9:15'57.893
5	24.259	34.749	31.919	24.343	1'55.270C	244,5	9:17'53.163
6	24.339	34.809	29.838	23.362	1'52.348	244,5	9:19'45.511
7	24.232	34.810	30.065	23.620	1'52.727	243,4	9:21'38.238
8	24.146	34.947	35.320	25.005	1'59.418C	244,5	9:23'37.656
9	32.148	36.100	30.779	23.639	2'02.666C	170,2	9:25'40.322

10° 13 A. WEST (1'52.395)							
Lap	Seg.1	Seg.2	Seg.3	Seg.4	Lap Time	km/h	Local Time
1					9:10'45.380		
2	35.370	37.948	31.294	24.117	2'08.729P	191,3	9:12'54.109
3	24.734	35.336	30.709	23.430	1'54.209	244,0	9:14'48.318
4	24.513	35.161	30.122	23.398	1'53.194	244,5	9:16'41.512
5	24.593	34.995	30.039	23.194	1'52.821	245,6	9:18'34.333
6	24.315	35.056	29.851	23.173	1'52.395	246,7	9:20'26.728
7	24.448	34.958	30.025	23.289	1'52.720	244,5	9:22'19.448

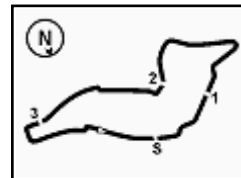
11° 36 T. GRADINGER (1'52.430)							
Lap	Seg.1	Seg.2	Seg.3	Seg.4	Lap Time	km/h	Local Time
1					9:11'01.130		
2	44.028	38.012	31.117	23.848	2'17.005P	169,7	9:13'18.135
3	24.958	35.260	30.065	23.528	1'53.811	247,9	9:15'11.946
4	24.436	34.708	29.930	23.356	1'52.430	247,9	9:17'04.376
5	24.417	34.873	30.012	23.322	1'52.624	246,7	9:18'57.000
6	24.331	41.376	31.577	23.567	2'00.851	247,3	9:20'57.851
7	24.475	35.006	30.167	24.019	1'53.667	246,7	9:22'51.518
8	25.413	35.186	30.015	23.587	1'54.201	242,9	9:24'45.719
9	24.415	34.916	29.835	23.377	1'52.543	249,6	9:26'38.262

12° 66 N. TUULI (1'52.707)							
Lap	Seg.1	Seg.2	Seg.3	Seg.4	Lap Time	km/h	Local Time
1					9:10'25.909		
2	37.875	38.009	30.900	24.446	2'11.230P	160,6	9:12'37.139

13/05/2018 P = Pits In/Out - C = Lap Time Cancelled

These data/results cannot be reproduced, stored and/or transmitted in whole or in part by any manner of electronic, mechanical, photocopying, recording, broadcasting or otherwise now known or herein after developed without the previous express consent by the copyright owner, except for reproduction in daily press and regular printed publications on sale to the public within 60 days of the event related to those data/results and always provided that copyright symbol appears together as follows below.

© DORNA WSBK ORGANIZATION Srl 2018



Imola Circuit 4.936 m

2 / 3

3	24.659	35.391	30.360	23.875	1'54.285	243,4	9:14'31.424	1		36.305	30.769	24.270	189,9	9:11'59.222	
4	24.589	35.284	30.067	23.613	1'53.553	243,4	9:16'24.977	2	24.628	35.123	30.751	24.026	1'54.528	246,2	9:13'53.750
5	24.407	35.072	29.966	23.467	1'52.912	244,0	9:18'17.889	3	24.378	35.144	30.621	24.068	1'54.211	245,6	9:15'47.961
6	24.464	35.090	29.858	23.456	1'52.868	244,0	9:20'10.757	4	24.339	35.165	30.807	23.761	1'54.072	246,2	9:17'42.033
7	24.365	34.953	29.973	23.623	1'52.914	244,5	9:22'03.671	5	24.522	35.026	30.449	23.750	1'53.747	244,0	9:19'35.780
8	24.288	34.962	29.964	23.493	1'52.707	245,1	9:23'56.378	6	24.480	35.097	30.266	24.040	1'53.883	245,1	9:21'29.663
9	25.148	37.469	30.792	23.698	1'57.107	247,3	9:25'53.485	7	24.508	35.024	30.527	24.019	1'54.078	244,5	9:23'23.741
								8	24.674	37.453	30.280	23.841	1'56.248	245,1	9:25'19.989

13° 111 K. SMITH (1'53.002)

Lap	Seg.1	Seg.2	Seg.3	Seg.4	Lap Time	km/h	Local Time
1							9:10'08.021
2	39.140	37.095	31.640	24.348	2'12.223P	164,5	9:12'20.244
3	24.773	35.575	30.461	23.694	1'54.503	242,3	9:14'14.747
4	24.630	34.925	30.318	23.459	1'53.332	245,6	9:16'08.079
5	24.367	34.820	35.831	1'59.414	3'34.432P	245,6	9:19'42.511
6	35.409	35.231	30.785	23.529	2'04.954P	142,6	9:21'47.465
7	24.568	34.971	30.039	23.424	1'53.002	244,5	9:23'40.467
8	24.601	34.981	30.420	23.447	1'53.449	244,5	9:25'33.916

19° 77 W. TESSELS (1'53.903)

Lap	Seg.1	Seg.2	Seg.3	Seg.4	Lap Time	km/h	Local Time
1							9:11'59.920
2	24.752	35.212	30.852	23.924	1'54.740	244,0	9:13'54.660
3	24.524	35.182	30.632	24.056	1'54.394	244,5	9:15'49.054
4	24.533	35.093	30.877	23.999	1'54.502	240,2	9:17'43.556
5	24.425	35.135	30.608	23.735	1'53.903	246,7	9:19'37.459
6	24.430	35.133	1'04.706	24.992	2'29.261	244,5	9:22'06.720

14° 63 D. STIRPE (1'53.417)

Lap	Seg.1	Seg.2	Seg.3	Seg.4	Lap Time	km/h	Local Time
1							9:12'12.213
2	24.679	35.731	31.148	24.350	1'55.908	247,3	9:14'08.121
3	24.531	35.000	30.307	23.579	1'53.417	247,9	9:16'01.538
4	24.699	35.798	30.459	23.956	1'54.912	242,9	9:17'56.450
5	24.434	35.381	30.949	23.736	1'54.500	247,3	9:19'50.950
6	24.495	34.956	30.317	2'05.305	3'35.073C	244,5	9:23'26.023

20° 55 M. ROCCOLI (1'54.023)

Lap	Seg.1	Seg.2	Seg.3	Seg.4	Lap Time	km/h	Local Time
1							9:10'05.169
2	55.976	44.366	37.551	25.541	2'43.434P		9:12'48.603
3	25.226	36.071	37.952	25.658	2'04.907	236,5	9:14'53.510
4	24.915	35.490	30.313	23.688	1'54.406	238,6	9:16'47.916
5	24.662	35.312	30.395	23.671	1'54.040	240,2	9:18'41.956
6	24.715	35.490	30.161	23.657	1'54.023	239,1	9:20'35.979
7	24.585	35.227	30.497	23.823	1'54.132	240,7	9:22'30.111
8	24.673	35.633	30.371	24.049	1'54.726	240,7	9:24'24.837
9	24.794	35.474	30.317	23.526	1'54.111	239,1	9:26'18.948

15° 78 H. OKUBO (1'53.419)

Lap	Seg.1	Seg.2	Seg.3	Seg.4	Lap Time	km/h	Local Time
1		36.914	30.726	25.123		189,3	9:12'01.942
2	25.024	35.550	30.246	23.652	1'54.472	245,1	9:13'56.414
3	24.438	35.659	30.447	22.419	1'52.963C	247,3	9:15'49.377
4	29.058	35.433	30.090	24.335	1'58.916C	225,2	9:17'48.293
5	24.830	36.026	30.464	23.789	1'55.109	243,4	9:19'43.402
6	24.452	35.422	30.354	23.712	1'53.940	247,9	9:21'37.342
7	24.551	35.238	30.215	24.016	1'54.020	247,9	9:23'31.362
8	24.523	35.210	30.097	23.589	1'53.419	247,3	9:25'24.781

21° 35 S. HILL (1'54.078)

Lap	Seg.1	Seg.2	Seg.3	Seg.4	Lap Time	km/h	Local Time
1							9:10'00.567
2	36.788	36.521	31.561	24.317	2'09.187P	184,7	9:12'09.754
3	24.804	35.879	35.181	24.189	2'00.053	235,5	9:14'09.807
4	24.783	35.459	30.742	23.657	1'54.641	242,9	9:16'04.448
5	24.653	35.178	33.957	24.113	1'57.901	241,8	9:18'02.349
6	24.979	35.371	30.877	23.704	1'54.931	238,6	9:19'57.280
7	24.726	35.721	31.903	23.934	1'56.284	239,6	9:21'53.564
8	24.641	35.344	30.660	23.688	1'54.333	240,2	9:23'47.897
9	24.675	35.160	30.466	23.777	1'54.078	240,2	9:25'41.975

16° 47 R. HARTOG (1'53.457)

Lap	Seg.1	Seg.2	Seg.3	Seg.4	Lap Time	km/h	Local Time
1		36.737	30.910	24.139		188,0	9:11'58.942
2	24.381	35.545	30.772	23.875	1'54.573	246,7	9:13'53.515
3	24.345	35.285	30.524	24.003	1'54.157	247,3	9:15'47.672
4	24.398	35.113	30.469	23.561	1'53.541	249,0	9:17'41.213
5	24.424	35.042	30.426	23.565	1'53.457	245,1	9:19'34.670
6	24.444	35.506	30.696	23.647	1'54.293	244,5	9:21'28.963
7	24.470	35.335	30.591	24.152	1'54.548	245,6	9:23'23.511
8	24.735	35.525	30.728	23.852	1'54.840	245,1	9:25'18.351

22° 96 A. IRWIN (1'54.121)

Lap	Seg.1	Seg.2	Seg.3	Seg.4	Lap Time	km/h	Local Time
1							9:12'02.377
2	25.379	36.082	30.454	23.879	1'55.794	243,4	9:13'58.171
3	24.892	35.655	30.215	23.963	1'54.725	241,2	9:15'52.896
4	24.513	35.420	30.376	23.926	1'54.235	241,8	9:17'47.131
5	24.575	35.242	30.541	23.763	1'54.121	244,5	9:19'41.252
6	24.736	35.296	30.493	23.788	1'54.313	240,7	9:21'35.565
7	24.970	35.426	30.171	23.832	1'54.399	245,1	9:23'29.964
8	24.950	35.396	30.166	23.903	1'54.415	239,6	9:25'24.379

17° 84 L. CRESSON (1'53.472)

Lap	Seg.1	Seg.2	Seg.3	Seg.4	Lap Time	km/h	Local Time
1							9:09'58.273
2	35.452	37.168	30.872	24.715	2'08.207P	190,9	9:12'06.480
3	24.796	35.528	30.172	23.874	1'54.370	244,5	9:14'00.850
4	24.505	35.271	30.176	23.984	1'53.936	253,7	9:15'54.786
5	24.197	35.245	30.384	23.835	1'53.661	255,5	9:17'48.447
6	24.481	35.755	30.023	23.783	1'54.042	251,9	9:19'42.489
7	24.334	38.859	31.925	23.691	1'58.809	253,7	9:21'41.298
8	24.460	35.242	30.143	23.627	1'53.472	250,7	9:23'34.770
9	24.489	35.344	30.125	23.567	1'53.525	250,7	9:25'28.295

23° 52 M. MALONE (1'54.135)

Lap	Seg.1	Seg.2	Seg.3	Seg.4	Lap Time	km/h	Local Time
1							9:12'03.926
2	25.009	35.813	30.632	24.412	1'55.866	239,1	9:13'59.792
3	24.843	35.509	30.429	23.944	1'54.725	246,7	9:15'54.517
4	24.692	35.494	30.602	23.932	1'54.720	242,9	9:17'49.237
5	24.607	35.557	30.494	23.809	1'54.467	247,3	9:19'43.704
6	24.523	35.518	30.536	23.770	1'54.347	243,4	9:21'38.051
7	24.573	35.248	30.419	23.895	1'54.135	243,4	9:23'32.186
8	24.484	35.538	30.411	23.875	1'54.308	249,0	9:25'26.494

18° 53 N. MORRENTINO (1'53.747)

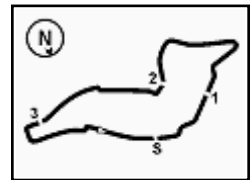
Lap	Seg.1	Seg.2	Seg.3	Seg.4	Lap Time	km/h	Local Time
-----	-------	-------	-------	-------	----------	------	------------

13/05/2018 P = Pits In/Out - C = Lap Time Cancelled

These data/results cannot be reproduced, stored and/or transmitted in whole or in part by any manner of electronic, mechanical, photocopying, recording, broadcasting or otherwise now known or herein after developed without the previous express consent by the copyright owner, except for reproduction in daily press and regular printed publications on sale to the public within 60 days of the event related to those data/results and always provided that copyright symbol appears together as follows below.

© DORNA WSBK ORGANIZATION Srl 2018





PATA Italian Round, 11-12-13 May 2018

World Supersport - Chronological Analysis Warm Up

24° 15 A. COPPOLA (1'54.210)							
Lap	Seg.1	Seg.2	Seg.3	Seg.4	Lap Time	km/h	Local Time
1		36.912	31.109	24.314		178,6	9:12'00.671
2	24.633	35.743	30.878	25.381	1'56.635	239,6	9:13'57.306
3	24.744	35.294	30.731	23.777	1'54.546	242,9	9:15'51.852
4	24.539	35.392	30.123	24.156	1'54.210	244,0	9:17'46.062
5	24.659	35.179	30.622	23.895	1'54.355	237,0	9:19'40.417
6	24.762	43.001	37.142	24.461	2'09.366	240,2	9:21'49.783
7	24.676	35.547	30.480	23.802	1'54.505	238,6	9:23'44.288
8	24.762	35.826	30.678	24.327	1'55.593	232,4	9:25'39.881

7	24.723	35.685	30.614	24.260	1'55.282	245,1	9:23'44.008
8	24.896	35.713	30.479	24.111	1'55.199	244,5	9:25'39.207

25° 60 L. GABELLINI (1'54.234)							
Lap	Seg.1	Seg.2	Seg.3	Seg.4	Lap Time	km/h	Local Time
1							9:10'06.822
2	54.790	44.104	37.893	25.413	2'42.200P		9:12'49.022
3	25.071	35.978	31.140	23.513	1'55.702	236,0	9:14'44.724
4	24.696	35.268	30.605	23.701	1'54.270	237,5	9:16'38.994
5	24.920	35.296	30.721	23.477	1'54.414	237,5	9:18'33.408
6	25.396	35.614	30.449	23.531	1'54.990	237,5	9:20'28.398
7	24.683	35.294	30.532	23.799	1'54.308	237,5	9:22'22.706
8	26.013	37.739	31.848	27.113	2'02.713	238,6	9:24'25.419
9	24.677	35.415	30.563	23.579	1'54.234	240,2	9:26'19.653

30° 74 J. VAN SIKKELERUS (1'54.971)							
Lap	Seg.1	Seg.2	Seg.3	Seg.4	Lap Time	km/h	Local Time
1							9:10'02.334
2	36.428	36.862	31.800	24.098	2'09.188P	182,9	9:12'11.522
3	24.994	35.647	31.450	24.714	1'56.805	237,5	9:14'08.327
4	25.303	35.827	30.711	23.649	1'55.490	231,9	9:16'03.817
5	24.943	35.568	30.846	23.459	1'54.816C	237,5	9:17'58.633
6	31.544	36.010	30.917	23.661	2'02.132C	176,3	9:20'00.765
7	25.014	35.548	30.987	23.685	1'55.234	236,5	9:21'55.999
8	24.920	35.689	30.823	23.539	1'54.971	238,0	9:23'50.970
9	25.322	37.113	31.505	24.410	1'58.350C	236,0	9:25'49.320

26° 22 E. LAHTI (1'54.248)							
Lap	Seg.1	Seg.2	Seg.3	Seg.4	Lap Time	km/h	Local Time
1		36.487	31.073	24.507		188,6	9:11'58.076
2	24.780	35.441	30.528	24.045	1'54.794	242,3	9:13'52.870
3	24.706	35.380	30.450	24.054	1'54.590	242,9	9:15'47.460
4	24.823	35.510	30.959	26.868	1'58.160C	243,4	9:17'45.620
5	37.669	44.267	33.965	24.822	2'20.723C	157,5	9:20'06.343
6	24.705	35.266	30.523	24.373	1'54.867	242,9	9:22'01.210
7	24.642	35.223	30.280	24.103	1'54.248	243,4	9:23'55.458
8	25.269	35.841	30.504	23.945	1'55.559	239,1	9:25'51.017

31° 65 M. CANDUCCI (1'55.019)							
Lap	Seg.1	Seg.2	Seg.3	Seg.4	Lap Time	km/h	Local Time
1							9:09'49.099
2	42.446	38.115	31.113	25.552	2'17.226P	177,8	9:12'06.325
3	25.193	35.873	31.481	24.228	1'56.775	237,5	9:14'03.100
4	25.021	35.947	31.077	24.123	1'56.168	240,7	9:15'59.268
5	24.812	35.490	31.002	24.621	1'55.925	242,3	9:17'55.193
6	25.210	35.749	30.921	24.536	1'56.416	237,0	9:19'51.609
7	24.712	35.497	30.770	24.040	1'55.019	242,9	9:21'46.628
8	24.924	35.870	30.694	24.282	1'55.770	239,6	9:23'42.398
9	24.949	35.870	30.644	23.964	1'55.427	240,7	9:25'37.825

27° 56 P. SEBESTYEN (1'54.543)							
Lap	Seg.1	Seg.2	Seg.3	Seg.4	Lap Time	km/h	Local Time
1		37.123	31.220	24.151		188,0	9:12'00.257
2	24.868	35.731	30.797	23.949	1'55.345	243,4	9:13'55.602
3	24.943	35.786	30.956	23.870	1'55.555	244,0	9:15'51.157
4	24.864	35.505	30.662	24.270	1'55.301	241,8	9:17'46.458
5	24.817	35.402	30.998	23.954	1'55.171	238,6	9:19'41.629
6	24.740	35.391	30.690	23.722	1'54.543	244,0	9:21'36.172
7	24.880	35.595	30.587	24.567	1'55.629	245,1	9:23'31.801
8	24.629	35.252	30.422	24.342	1'54.645	242,9	9:25'26.446

32° 34 J. ITURRIOZ (1'56.318)							
Lap	Seg.1	Seg.2	Seg.3	Seg.4	Lap Time	km/h	Local Time
1							9:09'43.980
2	47.281	40.060	32.239	25.128	2'24.708P	181,6	9:12'08.688
3	25.819	37.180	31.676	24.589	1'59.264	233,9	9:14'07.952
4	25.513	36.370	31.274	24.237	1'57.394	236,5	9:16'05.346
5	25.296	36.286	31.084	24.526	1'57.192	237,0	9:18'02.538
6	25.233	36.089	30.921	24.075	1'56.318	231,4	9:19'58.856
7	25.641	37.849	31.477	24.247	1'59.214	234,4	9:21'58.070
8	25.118	36.309	31.290	24.282	1'56.999	238,0	9:23'55.069
9	25.413	40.010	31.337	25.081	2'01.841	235,5	9:25'56.910

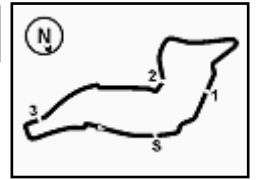
28° 10 N. CALERO (1'54.675)							
Lap	Seg.1	Seg.2	Seg.3	Seg.4	Lap Time	km/h	Local Time
1		37.008	31.205	24.609		184,4	9:12'02.271
2	25.482	36.504	30.781	23.958	1'56.725	242,3	9:13'58.996
3	24.747	35.553	30.618	23.854	1'54.772	242,9	9:15'53.768
4	24.877	35.488	30.410	32.219	2'02.994C	238,6	9:17'56.762
5	33.881	36.120	31.086	23.737	2'04.824C	145,8	9:20'01.586
6	24.783	35.381	30.839	23.796	1'54.799	240,7	9:21'56.385
7	25.076	35.970	31.199	23.852	1'56.097	239,6	9:23'52.482
8	24.580	35.562	30.575	23.958	1'54.675	242,9	9:25'47.157

29° 38 H. SOOMER (1'54.786)							
Lap	Seg.1	Seg.2	Seg.3	Seg.4	Lap Time	km/h	Local Time
1		38.117	32.255	24.952		155,1	9:12'08.922
2	25.237	36.581	31.005	23.938	1'56.761	236,5	9:14'05.683
3	25.186	35.750	30.739	23.940	1'55.615	244,5	9:16'01.298
4	24.832	35.733	30.965	24.286	1'55.816	244,5	9:17'57.114
5	24.702	35.696	30.435	23.953	1'54.786	246,2	9:19'51.900
6	24.743	36.292	31.534	24.257	1'56.826	244,0	9:21'48.726

13/05/2018 P = Pits In/Out - C = Lap Time Cancelled

These data/results cannot be reproduced, stored and/or transmitted in whole or in part by any manner of electronic, mechanical, photocopying, recording, broadcasting or otherwise now known or herein after developed without the previous express consent by the copyright owner, except for reproduction in daily press and regular printed publications on sale to the public within 60 days of the event related to those data/results and always provided that copyright symbol appears together as follows below.

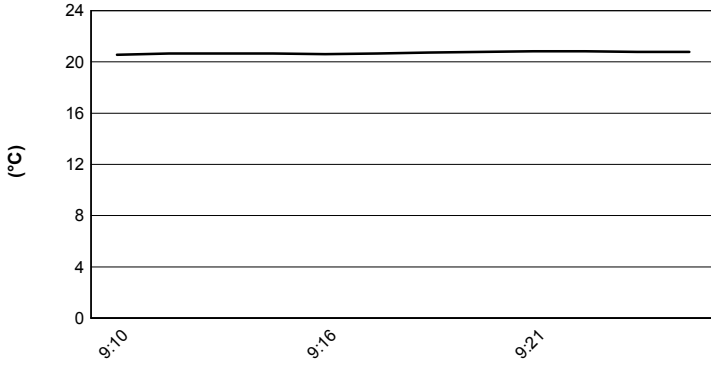
© DORNA WSBK ORGANIZATION Srl 2018



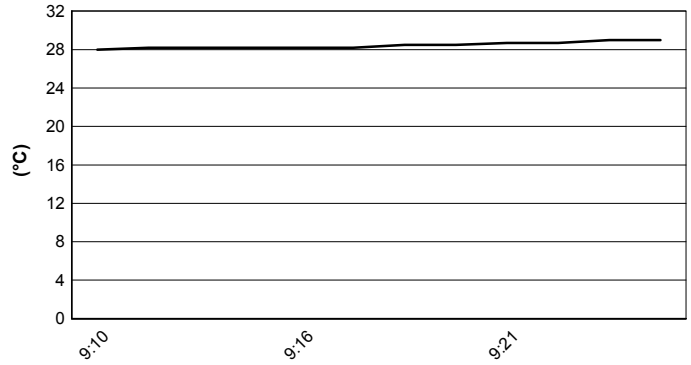
Imola Circuit 4.936 m

PATA Italian Round, 11-12-13 May 2018
World Supersport - Weather Report Warm Up
 Session started 09:10 - Session ended 9:26

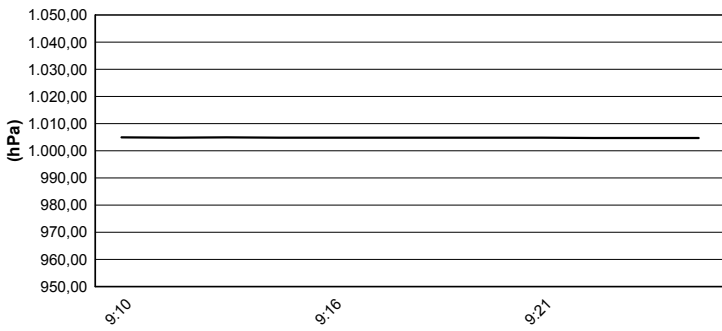
Air Temperature



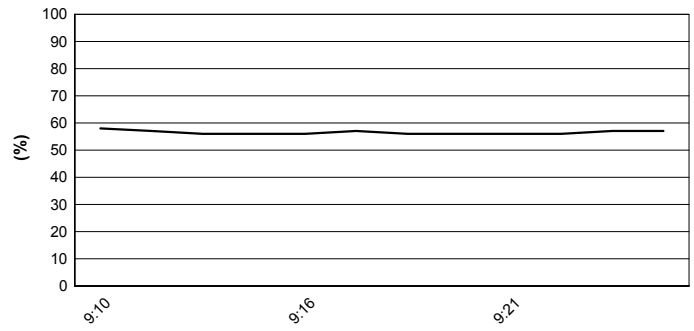
Track Temperature



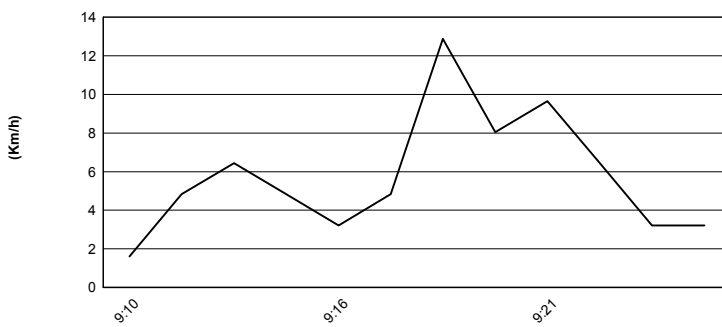
Air Pressure



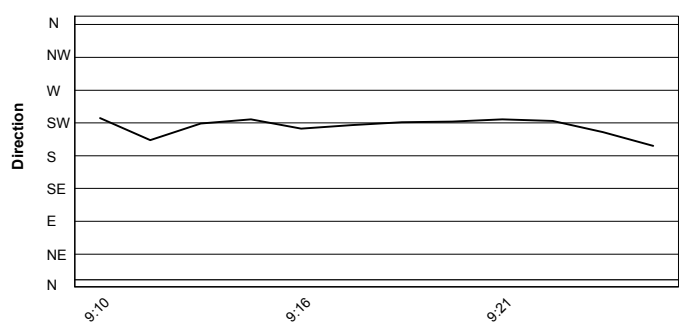
Humidity



Wind Speed



Wind Direction



13/05/2018

These data/results cannot be reproduced, stored and/or transmitted in whole or in part by any manner of electronic, mechanical, photocopying, recording, broadcasting or otherwise now known or herein after developed without the previous express consent by the copyright owner, except for reproduction in daily press and regular printed publications on sale to the public within 60 days of the event related to those data/results and always provided that copyright symbol appears together as follows below.

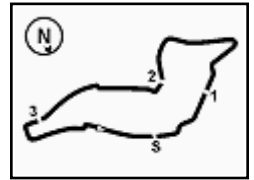
© DORNA WSBK ORGANIZATION Srl 2018



Official Tyre Supplier



Official Timekeeper



Imola Circuit 4.936 m

PATA Italian Round, 11-12-13 May 2018

World Supersport - Starting Grid

17 Laps x 4,936 km = 83,912 km

1	144 MAHIAS L. Yamaha 1'53.042 SP2	2	16 CLUZEL J. Yamaha 1'54.027 SP2	3	54 SOFUOGLU K. Kawasaki 1'54.671 SP2
2	64 CARICASULO F. Yamaha 1'54.949 SP2	5	47 HARTOG R. Kawasaki 1'58.701 SP2	6	81 STAPLEFORD L. Triumph 1'59.495 SP2
3	55 ROCCOLI M. Yamaha 1'59.607 SP2	8	78 OKUBO H. Kawasaki 1'59.814 SP2	9	11 CORTESE S. Yamaha 2'00.028 SP2
4	3 DE ROSA R. MV Agusta 2'00.581 SP2	11	21 KRUMMENACHER R. Yamaha 2'03.768 SP2	12	86 BADOVINI A. MV Agusta 2'09.866 SP2
5	63 STIRPE D. MV Agusta 1'52.367 SP1	14	53 MORRENTINO N. Kawasaki 1'52.565 SP1	15	66 TUULI N. Honda 1'52.573 SP1
6	84 CRESSON L. Yamaha 1'52.643 SP1	17	13 WEST A. Kawasaki 1'52.731 SP1	18	22 LAHTI E. Suzuki 1'52.874 SP1
7	36 GRADINGER T. Yamaha 1'52.967 SP1	20	35 HILL S. Triumph 1'53.196 SP1	21	111 SMITH K. Honda 1'53.286 SP1
8	96 IRWIN A. Honda 1'53.444 SP1	23	15 COPPOLA A. Yamaha 1'53.559 SP1	24	60 GABELLINI L. Yamaha 1'53.748 SP1
9	77 TESSELS W. Kawasaki 1'54.078 SP1	26	10 CALERO N. Kawasaki 1'54.399 SP1	27	65 CANDUCCI M. Kawasaki 1'54.459 SP1
10	56 SEBESTYEN P. Kawasaki 1'54.595 SP1	29	52 MALONE M. Kawasaki 1'54.642 SP1	30	74 VAN SIKKELERUS J. Honda 1'54.790 SP1
11	34 ITURRIOZ J. Kawasaki 1'56.114 SP1	32	38 SOOMER H. Honda SP1		

13/05/2018 Jury President

..... Race Director

