

PATA Italian Round, 11-12-13 May 2018

World Supersport 300 - Biographical Entry List

Imola Circuit 4.936 m

No.	Rider (Abbreviation)	Nat	Bike Team	Wins 2018	Podiums 2018	Pole 2018	Races 2018	Tyres
Age	Date of Birth	Place of Birth						
1	2 CARRASCO Ana (Car)	ESP	Kawasaki Ninja 400 DS Junior Team	1	1		11	Pirelli
	21 10/03/1997	Murcia					2	
2	5 VOS Ryan (Vos)	NED	KTM RC 390 R KTM Fortron Racing Team				2	Pirelli
	18 02/03/2000	Oss					2	
3	6 SCHOTMAN Robert (Sch)	NED	Kawasaki Ninja 400 Motoport Kawasaki		2		11	Pirelli
	19 03/12/1998	Dordrecht					2	
4	7 SETTIMO Nicola (Set)	ITA	Honda CBR500R Scuderia Maranga Racing				10	Pirelli
	17 01/11/2000	Camposampietro					2	
5	8 PEREZ Mika (Per)	ESP	Kawasaki Ninja 400 Kawasaki ParkinGO Team	2	4	4	11	Pirelli
	18 05/10/1999	Altea			1	2	2	
6*	11 ARDUINI Kevin (Ard)	ITA	Yamaha YZF-R3 MMR					Pirelli
	18 01/10/1999	Urbino						
7	12 RUSMIPUTRO Ali Adriansyah (Rus)	INA	Yamaha YZF-R3 Pertamina Almeria BCD by MS Racing				11	Pirelli
	24 29/09/1993	Jakarta					2	
8	13 IOZZO Dino (Ioz)	RSA	Honda CBR500R Racedays				2	Pirelli
	17 16/04/2001	Johannesburg					2	
9	14 DE LA VEGA Enzo (DeL)	FRA	Kawasaki Ninja 400 GP Project Team				11	Pirelli
	18 27/08/1999	Cagnes Sur-Mer					2	
10	15 VAN STRAALLEN Glenn (vSt)	NED	KTM RC 390 R KTM Fortron Racing Team		2		3	Pirelli
	17 30/09/2000	Hoogkarspel			1		2	
11	17 MEUFFELS Koen (Meu)	NED	KTM RC 390 R KTM Fortron Junior Team	1	1		2	Pirelli
	23 17/09/1994	Someren		1	1		2	
12	18 MURLEY Alex (Mur)	GBR	Yamaha YZF-R3 Team Toth - Yart				11	Pirelli
	18 20/06/1999	Solihull					2	
13	19 BERNARDI Luca (Ber)	ITA	Yamaha YZF-R3 Team Trasimeno				4	Pirelli
	16 29/08/2001	San Marino					2	
14	20 LOUREIRO Dorren (Lou)	RSA	Kawasaki Ninja 400 DS Junior Team				11	Pirelli
	18 21/06/1999	Johannesburg					2	
15	21 SANCHEZ Borja (San)	ESP	Kawasaki Ninja 400 ETG Racing			1	11	Pirelli
	18 21/01/2000	La Coruña					2	
16	22 KALININ Nick (KaN)	UKR	Kawasaki Ninja 400 GP Project Team		1		11	Pirelli
	19 22/02/1999	Odessa					2	
17	27 ROVELLI Filippo (Rov)	ITA	Kawasaki Ninja 400 Kawasaki ParkinGO Team				11	Pirelli
	17 02/02/2001	Gallarate (VA)					2	
18	28 KOOPMAN Dennis (Koo)	NED	Yamaha YZF-R3 GRT Yamaha WorldSSP300 Team				2	Pirelli
	21 16/04/1997	Zwolle					2	
19	33 VALLE Daniel (Val)	ESP	Yamaha YZF-R3 BCD Yamaha MS Racing			1	11	Pirelli
	18 29/09/1999	Madrid					2	
20	41 JÄHNIG Jan-Ole (Jäh)	GER	KTM RC 390 R Freudenberg KTM Junior Team				2	Pirelli
	17 09/03/2001	Altenburg					2	
21	43 GRUNWALD Luca (Gru)	GER	KTM RC 390 R Freudenberg KTM WorldSSP Team	1	1		2	Pirelli
	23 10/11/1994	Muhldorf Am Inn		1	1		2	
22	44 LOCHOFF Samuel Aaron (Loc)	RSA	Yamaha YZF-R3 Samurai-YART Racing				3	Pirelli
	16 07/05/2002	Cape Town					2	
23**	51 BASTIANELLI Manuel (Bas)	ITA	Kawasaki Ninja 400 PRODINA IRCOS Team				9	Pirelli
	17 15/05/2000	Rome						
24	54 FULIGNI Filippo (Ful)	ITA	Yamaha YZF-R3 GRT Yamaha WorldSSP300 Team				2	Pirelli
	19 11/01/1999	Bologna					2	
25	55 HENDRA PRATAMA Galang (Hen)	INA	Yamaha YZF-R3 BIBLION YAMAHA MOTOXRACING	1	1		4	Pirelli
	19 10/03/1999	Yogyakarta					2	
26	58 FINOCCHIARO Trystan (Fin)	GBR	Honda CBR500R Scuderia Maranga Racing				6	Pirelli
	19 27/10/1998	Leicester					2	
27	64 DE CANCELLIS Hugo (DeC)	FRA	Yamaha YZF-R3 Team Toth - Yart				1	Pirelli
	16 05/09/2001	Avignon					1	
28	69 HERRERA Maria (Her)	ESP	Yamaha YZF-R3 BCD Yamaha MS Racing				2	Pirelli
	21 26/08/1996	Toledo					2	
29	71 EDWARDS Tom (Edw)	AUS	Kawasaki Ninja 400 Nutec - Benjan - Kawasaki				3	Pirelli
	16 09/07/2001	Wellington					2	
30	78 FORAY Joseph (For)	FRA	Kawasaki Ninja 400 ETG Racing				2	Pirelli
	19 26/06/1998	Le Chesnay					2	
31	79 ALONSO Tomas (Alo)	POR	Yamaha YZF-R3 Samurai-YART Racing				2	Pirelli
	15 07/09/2002	Loures					2	
32	81 GONZALEZ Manuel (Gon)	ESP	Yamaha YZF-R3 Pertamina Almeria BCD Junior Team by MS				3	Pirelli
	15 04/08/2002	Madrid					2	
33	84 OVERBEEKE Joep (Ove)	NED	Yamaha YZF-R3 Team Trasimeno				2	Pirelli
	19 01/03/1999	Ooltgensplaat					2	
34*	85 SABATUCCI Kevin (Sab)	ITA	Yamaha YZF-R3 PROGP Racing					Pirelli
	19 07/04/1999	Ascoli Piceno						
35	93 KHAN Walid (Kha)	NED	Kawasaki Ninja 400 Nutec - Benjan - Kawasaki				2	Pirelli
	18 13/12/1999	Assen					2	
36	95 DEROUE Scott (Der)	NED	Kawasaki Ninja 400 Motoport Kawasaki	2	6	1	11	Pirelli
	22 23/12/1995	Nijkerkerveen			2		2	
37	96 PRATNA Imanuel Putra (Pra)	INA	Yamaha YZF-R3 TERRA E MOTO				2	Pirelli
	21 05/09/1996	Jakarta					2	
38	97 KAPPLER Maximilian (Kap)	GER	KTM RC 390 R Freudenberg KTM WorldSSP Team				3	Pirelli
	20 01/10/1997	Lichtenstein					2	
39	99 GRASSIA Paolo (Gra)	ITA	Yamaha YZF-R3 BIBLION YAMAHA MOTOXRACING				8	Pirelli
	18 10/11/1999	S. Maria Capua Vetere					2	

11/05/2018

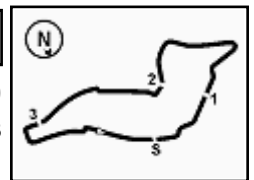
* = Wild Card

** = One Event

These data/results cannot be reproduced, stored and/or transmitted in whole or in part by any manner of electronic, mechanical, photocopying, recording, broadcasting or otherwise now known or herein after developed without the previous express consent by the copyright owner, except for reproduction in daily press and regular printed publications on sale to the public within 60 days of the event related to those data/results and always provided that copyright symbol appears together as follows below.

© DORNA WSBK ORGANIZATION Srl 2018





PATA Italian Round, 11-12-13 May 2018

World Supersport 300 - Results Free Practice 1st Session

No.	Rider	Nat	Team	Bike	Time	Gap	Rel.	Laps	Speed	
									Avg	Max
1	2 A. CARRASCO	ESP	DS Junior Team	Kawasaki Ninja 400	2'08.113			9	138,703	191,6
2	51 M. BASTIANELLI	ITA	PRODINA IRCOS Team	Kawasaki Ninja 400	2'08.582	0.469	0.469	11	138,197	189,6
3	6 R. SCHOTMAN	NED	Motoport Kawasaki	Kawasaki Ninja 400	2'09.047	0.934	0.465	11	137,699	185,1
4	14 E. DE LA VEGA	FRA	GP Project Team	Kawasaki Ninja 400	2'09.114	1.001	0.067	12	137,627	186,7
5	20 D. LOUREIRO	RSA	DS Junior Team	Kawasaki Ninja 400	2'09.404	1.291	0.290	8	137,319	186,3
6	8 M. PEREZ	ESP	Kawasaki ParkinGO Team	Kawasaki Ninja 400	2'09.447	1.334	0.043	9	137,273	182,9
7	55 G. HENDRA PRATAMA	INA	BIBLION YAMAHA MOTOXRACING	Yamaha YZF-R3	2'09.500	1.387	0.053	11	137,217	181,9
8	21 B. SANCHEZ	ESP	ETG Racing	Kawasaki Ninja 400	2'09.604	1.491	0.104	11	137,107	186,3
9	22 N. KALININ	UKR	GP Project Team	Kawasaki Ninja 400	2'09.643	1.530	0.039	10	137,066	184,4
10	95 S. DEROUE	NED	Motoport Kawasaki	Kawasaki Ninja 400	2'10.513	2.400	0.870	11	136,152	192,0
11	43 L. GRUNWALD	GER	Freudenberg KTM WorldSSP Team	KTM RC 390 R	2'10.524	2.411	0.011	12	136,140	185,1
12	81 M. GONZALEZ	ESP	Pertamina Almeria BCD Junior Team by MS	Yamaha YZF-R3	2'10.632	2.519	0.108	12	136,028	187,6
13	85 K. SABATUCCI	ITA	PROGP Racing	Yamaha YZF-R3	2'10.747	2.634	0.115	10	135,908	180,1
14	33 D. VALLE	ESP	BCD Yamaha MS Racing	Yamaha YZF-R3	2'10.838	2.725	0.091	11	135,814	181,0
15	99 P. GRASSIA	ITA	BIBLION YAMAHA MOTOXRACING	Yamaha YZF-R3	2'10.911	2.798	0.073	11	135,738	182,6
16	93 W. KHAN	NED	Nutec - Benjan - Kawasaki	Kawasaki Ninja 400	2'11.016	2.903	0.105	12	135,629	183,8
17	71 T. EDWARDS	AUS	Nutec - Benjan - Kawasaki	Kawasaki Ninja 400	2'11.043	2.930	0.027	10	135,601	186,3
18	11 K. ARDUINI	ITA	MMR	Yamaha YZF-R3	2'11.092	2.979	0.049	12	135,551	176,3
19	17 K. MEUFFELS	NED	KTM Fortron Junior Team	KTM RC 390 R	2'11.133	3.020	0.041	12	135,508	183,5
20	12 A. RUSMIPUTRO	INA	Pertamina Almeria BCD by MS Racing	Yamaha YZF-R3	2'11.187	3.074	0.054	10	135,452	185,4
21	69 M. HERRERA	ESP	BCD Yamaha MS Racing	Yamaha YZF-R3	2'11.227	3.114	0.040	12	135,411	181,0
22	19 L. BERNARDI	ITA	Team Trasimeno	Yamaha YZF-R3	2'11.300	3.187	0.073	12	135,336	181,9
23	28 D. KOOPMAN	NED	GRT Yamaha WorldSSP300 Team	Yamaha YZF-R3	2'11.352	3.239	0.052	12	135,282	184,4
24	97 M. KAPPLER	GER	Freudenberg KTM WorldSSP Team	KTM RC 390 R	2'11.575	3.462	0.223	7	135,053	183,5
25	18 A. MURLEY	GBR	Team Toth - Yart	Yamaha YZF-R3	2'11.778	3.665	0.203	10	134,845	180,4
26	41 J. JÄHNIG	GER	Freudenberg KTM Junior Team	KTM RC 390 R	2'11.920	3.807	0.142	12	134,700	185,4
27	27 F. ROVELLI	ITA	Kawasaki ParkinGO Team	Kawasaki Ninja 400	2'12.018	3.905	0.098	10	134,600	181,3
28	54 F. FULIGNI	ITA	GRT Yamaha WorldSSP300 Team	Yamaha YZF-R3	2'13.097	4.984	1.079	10	133,509	178,3
29	15 G. VAN STRAALEN	NED	KTM Fortron Racing Team	KTM RC 390 R	2'13.141	5.028	0.044	12	133,465	181,9
30	64 H. DE CANCELLIS	FRA	Team Toth - Yart	Yamaha YZF-R3	2'13.547	5.434	0.406	12	133,059	179,2
31	13 D. IOZZO	RSA	Racedays	Honda CBR500R	2'14.095	5.982	0.548	10	132,515	185,1
32	7 N. SETTIMO	ITA	Scuderia Maranga Racing	Honda CBR500R	2'14.118	6.005	0.023	12	132,492	184,1
33	78 J. FORAY	FRA	ETG Racing	Kawasaki Ninja 400	2'14.229	6.116	0.111	11	132,383	181,6
34	84 J. OVERBEEKE	NED	Team Trasimeno	Yamaha YZF-R3	2'14.313	6.200	0.084	11	132,300	180,7
35	58 T. FINOCCHIARO	GBR	Scuderia Maranga Racing	Honda CBR500R	2'14.771	6.658	0.458	11	131,850	181,3
36	96 I. PRATNA	INA	TERRA E MOTO	Yamaha YZF-R3	2'14.799	6.686	0.028	11	131,823	180,1
37	5 R. VOS	NED	KTM Fortron Racing Team	KTM RC 390 R	2'15.809	7.696	1.010	11	130,843	181,6
----- Out 107% in this Session -----										
38	44 S. LOCHOFF	RSA	Samurai-YART Racing	Yamaha YZF-R3	2'17.463	9.350	1.654	12	129,268	178,9
39	79 T. ALONSO	POR	Samurai-YART Racing	Yamaha YZF-R3	2'19.659	11.546	2.196	11	127,236	175,7

Qualifying Lap Time (107% of 2'08.113): 2'17.082

AIR	Humidity:	53%	Temp:	25°C
TRACK	Condition:	Dry	Temp:	39°C

Records	Pole (SP2)	2017 M.Perez	2'10.115	136,570	Km/h
	Race (RC)	2017 D.Loureiro	2'11.244	135,390	Km/h
	Circuit (SP2)	2017 M.Perez	2'10.115	136,570	Km/h

Start 11/05/2018 11:45 End 12:16 The results are provisional until the end of the time limit for protests and appeals and the completion of the technical checks.

These data/results cannot be reproduced, stored and/or transmitted in whole or in part by any manner of electronic, mechanical, photocopying, recording, broadcasting or otherwise now known or herein after developed without the previous express consent by the copyright owner, except for reproduction in daily press and regular printed publications on sale to the public within 60 days of the event related to those data/results and always provided that copyright symbol appears together as follows below.

© DORNA WSBK ORGANIZATION Srl 2018



Official Fuel Supplier



Official Tyre Supplier



Official Timekeeper

PATA Italian Round, 11-12-13 May 2018
World Supersport 300 - Results Free Practice 1st Session

Imola Circuit 4.936 m
2 / 3

Session Highlights

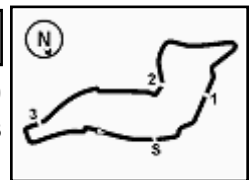
Local Time	No. Rider	Description
11.45.00		Start
11.47.00	20 D. LOUREIRO	Check Transponder
11.47.30	71 T. EDWARDS	Technical Problem - Turn 15
11.47.45	71 T. EDWARDS	Re-joined
11.49.30	96 I. PRATNA	On the Gravel - Re-Joined - Turn 11
11.50.14	22 N. KALININ	On the Gravel - Re-Joined - Turn 13
11.52.34	28 D. KOOPMAN	Lap Cancelled (2'15.431) - Exceeded Track Limits - Turn 22
11.52.40	28 D. KOOPMAN	Current Lap Cancelled - Exceeded Track Limits
11.52.44	93 W. KHAN	Lap Cancelled (2'14.367) - Exceeded Track Limits - Turn 22
11.53.11	55 G. HENDRA PRATAMA	Lap Cancelled (2'14.272) - Exceeded Track Limits - Turn 22
11.53.15	64 H. DE CANCELLIS	Lap Cancelled (2'18.575) - Exceeded Track Limits - Turn 22
11.54.09	96 I. PRATNA	On the Gravel - Re-Joined - Turn 12
11.54.38	54 F. FULIGNI	Lap Cancelled (2'15.194) - Exceeded Track Limits - Turn 22
11.54.41	54 F. FULIGNI	Current Lap Cancelled - Exceeded Track Limits
11.54.45	84 J. OVERBEEKE	Lap Cancelled (2'17.130) - Exceeded Track Limits - Turn 22
11.54.48	84 J. OVERBEEKE	Current Lap Cancelled - Exceeded Track Limits
11.54.53	18 A. MURLEY	Lap Cancelled (2'14.611) - Exceeded Track Limits - Turn 22
11.54.57	18 A. MURLEY	Current Lap Cancelled - Exceeded Track Limits
11.55.03	12 A. RUSMIPUTRO	Lap Cancelled (2'16.571) - Exceeded Track Limits - Turn 22
11.55.10	12 A. RUSMIPUTRO	Current Lap Cancelled - Exceeded Track Limits
11.58.13	79 T. ALONSO	Lap Cancelled (2'22.669) - Exceeded Track Limits - Turn 22
11.58.19	79 T. ALONSO	Current Lap Cancelled - Exceeded Track Limits
11.59.08	96 I. PRATNA	On the Gravel - Re-Joined - Turn 18
12.01.58	7 N. SETTIMO	Lap Cancelled (2'14.684) - Exceeded Track Limits - Turn 22
12.02.27	95 S. DEROUÉ	Lap Cancelled (2'23.900) - Exceeded Track Limits - Turn 22
12.03.26	51 M. BASTIANELLI	Current Lap Cancelled - Exceeded Track Limits - Turn 7
12.03.32	79 T. ALONSO	On the Gravel - Re-Joined - Turn 2
12.04.14	64 H. DE CANCELLIS	Lap Cancelled (2'14.203) - Exceeded Track Limits - Turn 22
12.04.33	55 G. HENDRA PRATAMA	Current Lap Cancelled - Exceeded Track Limits - Turn 14
12.05.49	79 T. ALONSO	Lap Cancelled (2'46.580) - Exceeded Track Limits - Turn 22
12.05.55	79 T. ALONSO	Current Lap Cancelled - Exceeded Track Limits
12.07.02	12 A. RUSMIPUTRO	On the Gravel - Re-Joined - Turn 13
12.07.15	21 B. SANCHEZ	On the Gravel - Re-Joined - Turn 13
12.07.28	96 I. PRATNA	On the Gravel - Re-Joined - Turn 9
12.09.48	8 M. PEREZ	Crashed - Turn 22
12.11.15	85 K. SABATUCCI	On the Gravel - Re-Joined - Turn 13
12.11.50	18 A. MURLEY	Lap Cancelled (2'11.225) - Exceeded Track Limits - Turn 22
12.11.56	18 A. MURLEY	Current Lap Cancelled - Exceeded Track Limits
12.12.13	13 D. IOZZO	Current Lap Cancelled - Exceeded Track Limits - Turn 14
12.12.20	11 K. ARDUINI	Current Lap Cancelled - Exceeded Track Limits - Turn 13
12.12.52	58 T. FINOCCHIARO	Crashed - Turn 15
12.12.59	51 M. BASTIANELLI	Lap Cancelled (2'13.009) - Exceeded Track Limits - Turn 22
12.13.02	51 M. BASTIANELLI	Current Lap Cancelled - Exceeded Track Limits
12.13.10	11 K. ARDUINI	Current Lap Cancelled - Exceeded Track Limits
12.13.46		RED FLAG
12.14.04	58 T. FINOCCHIARO	Current Lap Cancelled - Exceeded Track Limits - Turn 14
12.14.12	17 K. MEUFFELS	Crashed - Turn 4
12.14.25		RED FLAG - Session Ended
12.16.29		End Of Session

11/05/2018 Start 11:45 End 12:16 The results are provisional until the end of the time limit for protests and appeals and the completion of the technical checks.

These data/results cannot be reproduced, stored and/or transmitted in whole or in part by any manner of electronic, mechanical, photocopying, recording, broadcasting or otherwise now known or herein after developed without the previous express consent by the copyright owner, except for reproduction in daily press and regular printed publications on sale to the public within 60 days of the event related to those data/results and always provided that copyright symbol appears together as follows below.

© DORNA WSBK ORGANIZATION Srl 2018





PATA Italian Round, 11-12-13 May 2018
World Supersport 300 - Results Free Practice 1st Session

Fastest Laps Sequence

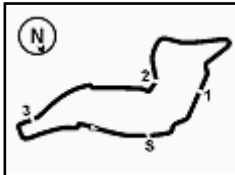
No.	Rider	Nat	Team	Bike	Local Time	Time	Gap	Avg
19	L. BERNARDI	ITA	Team Trasimeno	Yamaha YZF-R3	11:49'53.463	2'14.574		132,043
43	L. GRUNWALD	GER	Freudenberg KTM WorldSSP Team	KTM RC 390 R	11:49'56.552	2'14.435	-0.139	132,180
95	S. DEROUE	NED	Motoport Kawasaki	Kawasaki Ninja 400	11:50'29.573	2'13.901	-0.534	132,707
33	D. VALLE	ESP	BCD Yamaha MS Racing	Yamaha YZF-R3	11:50'29.883	2'13.736	-0.165	132,871
55	G. HENDRA PRATAMA	INA	BIBLION YAMAHA MOTOXRACING	Yamaha YZF-R3	11:50'30.762	2'12.789	-0.947	133,818
20	D. LOUREIRO	RSA	DS Junior Team	Kawasaki Ninja 400	11:52'07.965	2'12.259	-0.530	134,355
43	L. GRUNWALD	GER	Freudenberg KTM WorldSSP Team	KTM RC 390 R	11:52'08.569	2'12.017	-0.242	134,601
33	D. VALLE	ESP	BCD Yamaha MS Racing	Yamaha YZF-R3	11:52'41.859	2'11.976	-0.041	134,643
51	M. BASTIANELLI	ITA	PRODINA IRCOS Team	Kawasaki Ninja 400	11:52'46.586	2'11.824	-0.152	134,798
6	R. SCHOTMAN	NED	Motoport Kawasaki	Kawasaki Ninja 400	11:53'05.667	2'10.921	-0.903	135,728
51	M. BASTIANELLI	ITA	PRODINA IRCOS Team	Kawasaki Ninja 400	11:54'56.801	2'10.215	-0.706	136,464
8	M. PEREZ	ESP	Kawasaki ParkinGO Team	Kawasaki Ninja 400	11:57'19.669	2'09.827	-0.388	136,871
6	R. SCHOTMAN	NED	Motoport Kawasaki	Kawasaki Ninja 400	11:57'26.533	2'09.586	-0.241	137,126
6	R. SCHOTMAN	NED	Motoport Kawasaki	Kawasaki Ninja 400	12:01'46.085	2'09.339	-0.247	137,388
6	R. SCHOTMAN	NED	Motoport Kawasaki	Kawasaki Ninja 400	12:03'55.132	2'09.047	-0.292	137,699
51	M. BASTIANELLI	ITA	PRODINA IRCOS Team	Kawasaki Ninja 400	12:06'16.685	2'08.582	-0.465	138,197
2	A. CARRASCO	ESP	DS Junior Team	Kawasaki Ninja 400	12:07'28.017	2'08.532	-0.050	138,250
2	A. CARRASCO	ESP	DS Junior Team	Kawasaki Ninja 400	12:09'36.130	2'08.113	-0.419	138,703

11/05/2018 Start 11:45 End 12:16 The results are provisional until the end of the time limit for protests and appeals and the completion of the technical checks.

These data/results cannot be reproduced, stored and/or transmitted in whole or in part by any manner of electronic, mechanical, photocopying, recording, broadcasting or otherwise now known or herein after developed without the previous express consent by the copyright owner, except for reproduction in daily press and regular printed publications on sale to the public within 60 days of the event related to those data/results and always provided that copyright symbol appears together as follows below.

© DORNA WSBK ORGANIZATION Srl 2018





Imola Circuit 4.936 m

PATA Italian Round, 11-12-13 May 2018
World Supersport 300 - Best Sectors & Speed Free Practice 1st Session

BEST LAP			
1	2 A. CARRASCO	Kawasaki Ninja 400	2'08.113
2	51 M. BASTIANELLI	Kawasaki Ninja 400	2'08.582
3	6 R. SCHOTMAN	Kawasaki Ninja 400	2'09.047
4	14 E. DE LA VEGA	Kawasaki Ninja 400	2'09.114
5	20 D. LOUREIRO	Kawasaki Ninja 400	2'09.404
6	8 M. PEREZ	Kawasaki Ninja 400	2'09.447
7	55 G. HENDRA PRATAMA	Yamaha YZF-R3	2'09.500
8	21 B. SANCHEZ	Kawasaki Ninja 400	2'09.604
9	22 N. KALININ	Kawasaki Ninja 400	2'09.643
10	95 S. DEROUE	Kawasaki Ninja 400	2'10.513
11	43 L. GRUNWALD	KTM RC 390 R	2'10.524
12	81 M. GONZALEZ	Yamaha YZF-R3	2'10.632
13	85 K. SABATUCCI	Yamaha YZF-R3	2'10.747
14	33 D. VALLE	Yamaha YZF-R3	2'10.838
15	99 P. GRASSIA	Yamaha YZF-R3	2'10.911
16	93 W. KHAN	Kawasaki Ninja 400	2'10.016
17	71 T. EDWARDS	Kawasaki Ninja 400	2'11.043
18	11 K. ARDUINI	Yamaha YZF-R3	2'11.092
19	17 K. MEUFFELS	KTM RC 390 R	2'11.133
20	12 A. RUSMIPUTRO	Yamaha YZF-R3	2'11.187
21	69 M. HERRERA	Yamaha YZF-R3	2'11.227
22	19 L. BERNARDI	Yamaha YZF-R3	2'11.300
23	28 D. KOOPMAN	Yamaha YZF-R3	2'11.352
24	97 M. KAPPLER	KTM RC 390 R	2'11.575
25	18 A. MURLEY	Yamaha YZF-R3	2'11.778
26	41 J. JÄHNIG	KTM RC 390 R	2'11.920
27	27 F. ROVELLI	Kawasaki Ninja 400	2'12.018
28	54 F. FULIGNI	Yamaha YZF-R3	2'13.097
29	15 G. VAN STRAALEN	KTM RC 390 R	2'13.141
30	64 H. DE CANCELLIS	Yamaha YZF-R3	2'13.547
31	13 D. IOZZO	Honda CBR500R	2'14.095
32	7 N. SETTIMO	Honda CBR500R	2'14.118
33	78 J. FORAY	Kawasaki Ninja 400	2'14.229
34	84 J. OVERBEEKE	Yamaha YZF-R3	2'14.313
35	58 T. FINOCCHIARO	Honda CBR500R	2'14.771
36	96 I. PRATNA	Yamaha YZF-R3	2'14.799
37	5 R. VOS	KTM RC 390 R	2'15.809
38	44 S. LOCHOFF	Yamaha YZF-R3	2'17.463
39	79 T. ALONSO	Yamaha YZF-R3	2'19.659

SPEED			
1	95 S. DEROUE	Kawasaki Ninja 400	192,0
2	2 A. CARRASCO	Kawasaki Ninja 400	191,6
3	51 M. BASTIANELLI	Kawasaki Ninja 400	189,6
4	81 M. GONZALEZ	Yamaha YZF-R3	187,6
5	14 E. DE LA VEGA	Kawasaki Ninja 400	186,7
6	71 T. EDWARDS	Kawasaki Ninja 400	186,3
7	21 B. SANCHEZ	Kawasaki Ninja 400	186,3
8	20 D. LOUREIRO	Kawasaki Ninja 400	186,3
9	12 A. RUSMIPUTRO	Yamaha YZF-R3	185,4
10	41 J. JÄHNIG	KTM RC 390 R	185,4
11	6 R. SCHOTMAN	Kawasaki Ninja 400	185,1
12	13 D. IOZZO	Honda CBR500R	185,1
13	43 L. GRUNWALD	KTM RC 390 R	185,1
14	22 N. KALININ	Kawasaki Ninja 400	184,4
15	28 D. KOOPMAN	Yamaha YZF-R3	184,4
16	7 N. SETTIMO	Honda CBR500R	184,1
17	93 W. KHAN	Kawasaki Ninja 400	183,8
18	17 K. MEUFFELS	KTM RC 390 R	183,5
19	97 M. KAPPLER	KTM RC 390 R	183,5
20	8 M. PEREZ	Kawasaki Ninja 400	182,9
21	99 P. GRASSIA	Yamaha YZF-R3	182,6
22	55 G. HENDRA PRATAMA	Yamaha YZF-R3	181,9
23	15 G. VAN STRAALEN	KTM RC 390 R	181,9
24	19 L. BERNARDI	Yamaha YZF-R3	181,9
25	78 J. FORAY	Kawasaki Ninja 400	181,6
26	5 R. VOS	KTM RC 390 R	181,6
27	58 T. FINOCCHIARO	Honda CBR500R	181,3
28	27 F. ROVELLI	Kawasaki Ninja 400	181,3
29	33 D. VALLE	Yamaha YZF-R3	181,0
30	69 M. HERRERA	Yamaha YZF-R3	181,0
31	84 J. OVERBEEKE	Yamaha YZF-R3	180,7
32	18 A. MURLEY	Yamaha YZF-R3	180,4
33	96 I. PRATNA	Yamaha YZF-R3	180,1
34	85 K. SABATUCCI	Yamaha YZF-R3	180,1
35	64 H. DE CANCELLIS	Yamaha YZF-R3	179,2
36	44 S. LOCHOFF	Yamaha YZF-R3	178,9
37	54 F. FULIGNI	Yamaha YZF-R3	178,3
38	11 K. ARDUINI	Yamaha YZF-R3	176,3
39	79 T. ALONSO	Yamaha YZF-R3	175,7

SEG. 1		
1	2 A. CARRASCO	28.261
2	14 E. DE LA VEGA	28.645
3	20 D. LOUREIRO	28.710
4	6 R. SCHOTMAN	28.725
5	51 M. BASTIANELLI	28.810
6	21 B. SANCHEZ	28.875
7	22 N. KALININ	28.887
8	55 G. HENDRA PRATAMA	28.939
9	71 T. EDWARDS	29.000
10	43 L. GRUNWALD	29.014
11	81 M. GONZALEZ	29.015
12	99 P. GRASSIA	29.087
13	8 M. PEREZ	29.089
14	41 J. JÄHNIG	29.102
15	95 S. DEROUE	29.134
16	28 D. KOOPMAN	29.168
17	17 K. MEUFFELS	29.186
18	33 D. VALLE	29.319
19	19 L. BERNARDI	29.323
20	27 F. ROVELLI	29.353
21	93 W. KHAN	29.356
22	85 K. SABATUCCI	29.360
23	97 M. KAPPLER	29.392
24	18 A. MURLEY	29.393
25	11 K. ARDUINI	29.441
26	12 A. RUSMIPUTRO	29.463
27	7 N. SETTIMO	29.516
28	69 M. HERRERA	29.634
29	13 D. IOZZO	29.681
30	96 I. PRATNA	29.696
31	54 F. FULIGNI	29.724
32	78 J. FORAY	29.772
33	15 G. VAN STRAALEN	29.785
34	64 H. DE CANCELLIS	29.799
35	58 T. FINOCCHIARO	29.915
36	5 R. VOS	29.981
37	84 J. OVERBEEKE	29.987
38	44 S. LOCHOFF	30.649
39	79 T. ALONSO	31.023

SEG. 2		
1	51 M. BASTIANELLI	39.217
2	6 R. SCHOTMAN	39.354
3	20 D. LOUREIRO	39.365
4	55 G. HENDRA PRATAMA	39.509
5	14 E. DE LA VEGA	39.534
6	2 A. CARRASCO	39.563
7	21 B. SANCHEZ	39.677
8	41 J. JÄHNIG	39.740
9	22 N. KALININ	39.745
10	8 M. PEREZ	39.763
11	71 T. EDWARDS	39.886
12	43 L. GRUNWALD	39.897
13	95 S. DEROUE	39.923
14	11 K. ARDUINI	39.924
15	12 A. RUSMIPUTRO	39.948
16	69 M. HERRERA	39.959
17	17 K. MEUFFELS	39.974
18	99 P. GRASSIA	39.983
19	97 M. KAPPLER	40.000
20	28 D. KOOPMAN	40.093
21	33 D. VALLE	40.140
22	93 W. KHAN	40.142
23	85 K. SABATUCCI	40.172
24	19 L. BERNARDI	40.189
25	81 M. GONZALEZ	40.223
26	18 A. MURLEY	40.258
27	54 F. FULIGNI	40.338
28	27 F. ROVELLI	40.355
29	15 G. VAN STRAALEN	40.489
30	84 J. OVERBEEKE	40.801
31	7 N. SETTIMO	40.884
32	13 D. IOZZO	40.910
33	64 H. DE CANCELLIS	41.028
34	96 I. PRATNA	41.061
35	78 J. FORAY	41.237
36	5 R. VOS	41.408
37	58 T. FINOCCHIARO	41.464
38	44 S. LOCHOFF	41.791
39	79 T. ALONSO	42.610

SEG. 3		
1	2 A. CARRASCO	34.640
2	14 E. DE LA VEGA	34.795
3	6 R. SCHOTMAN	34.801
4	8 M. PEREZ	34.879
5	51 M. BASTIANELLI	34.935
6	21 B. SANCHEZ	34.981
7	55 G. HENDRA PRATAMA	34.982
8	81 M. GONZALEZ	35.006
9	22 N. KALININ	35.027
10	69 M. HERRERA	35.099
11	20 D. LOUREIRO	35.112
12	33 D. VALLE	35.178
13	27 F. ROVELLI	35.193
14	95 S. DEROUE	35.212
15	43 L. GRUNWALD	35.228
16	93 W. KHAN	35.236
17	12 A. RUSMIPUTRO	35.250
18	85 K. SABATUCCI	35.267
19	99 P. GRASSIA	35.300
20	19 L. BERNARDI	35.377
21	71 T. EDWARDS	35.460
22	17 K. MEUFFELS	35.498
23	11 K. ARDUINI	35.511
24	97 M. KAPPLER	35.548
25	28 D. KOOPMAN	35.638
26	41 J. JÄHNIG	35.659
27	18 A. MURLEY	35.716
28	54 F. FULIGNI	35.869
29	15 G. VAN STRAALEN	35.919
30	13 D. IOZZO	35.998
31	64 H. DE CANCELLIS	36.027
32	96 I. PRATNA	36.219
33	84 J. OVERBEEKE	36.315
34	78 J. FORAY	36.359
35	58 T. FINOCCHIARO	36.372
36	7 N. SETTIMO	36.386
37	5 R. VOS	36.532
38	44 S. LOCHOFF	37.158
39	79 T. ALONSO	37.592

SEG. 4		
1	22 N. KALININ	25.577
2	8 M. PEREZ	25.591
3	51 M. BASTIANELLI	25.620
4	85 K. SABATUCCI	25.637
5	14 E. DE LA VEGA	25.643
6	2 A. CARRASCO	25.649
7	55 G. HENDRA PRATAMA	25.686
8	20 D. LOUREIRO	25.758
9	99 P. GRASSIA	25.783
10	6 R. SCHOTMAN	25.840
11	11 K. ARDUINI	25.856
12	71 T. EDWARDS	25.858
13	97 M. KAPPLER	25.923
14	33 D. VALLE	25.929
15	81 M. GONZALEZ	25.968
16	95 S. DEROUE	25.970
17	43 L. GRUNWALD	26.010
18	69 M. HERRERA	26.017
19	93 W. KHAN	26.032
20	19 L. BERNARDI	26.068
21	21 B. SANCHEZ	26.071
22	12 A. RUSMIPUTRO	26.112
23	18 A. MURLEY	26.203
24	15 G. VAN STRAALEN	26.258
25	41 J. JÄHNIG	26.291
26	28 D. KOOPMAN	26.352
27	17 K. MEUFFELS	26.355
28	64 H. DE CANCELLIS	26.377
29	54 F. FULIGNI	26.480
30	96 I. PRATNA	26.480
31	13 D. IOZZO	26.594
32	27 F. ROVELLI	26.597
33	78 J. FORAY	26.673
34	58 T. FINOCCHIARO	26.783
35	7 N. SETTIMO	26.818
36	84 J. OVERBEEKE	26.876
37	5 R. VOS	27.022
38	44 S. LOCHOFF	27.399
39	79 T. ALONSO	28.245

11/05/2018

These data/results cannot be reproduced, stored and/or transmitted in whole or in part by any manner of electronic, mechanical, photocopying, recording, broadcasting or otherwise now known or herein after developed without the previous express consent by the copyright owner, except for reproduction in daily press and regular printed publications on sale to the public within 60 days of the event related to those data/results and always provided that copyright symbol appears together as follows below.

© DORNA WSBK ORGANIZATION Srl 2018



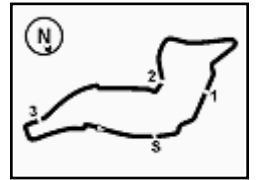
Official Fuel Supplier



Official Tyre Supplier



Official Timekeeper



PATA Italian Round, 11-12-13 May 2018

World Supersport 300 - Ideal Times Free Practice 1st Session

Imola Circuit 4.936 m
1 / 2

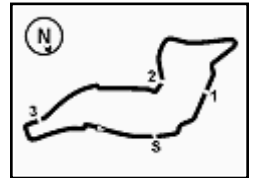
No.	Rider	Nat	Bike	Seg. 1 Diff. 1	Seg. 2 Diff. 2	Seg. 3 Diff. 3	Seg. 4 Diff. 4	Ideal Time Best Lap	Pos.	Diff.
1	2 A. CARRASCO	ESP	Kawasaki Ninja 400	28.261	39.563	34.640	25.649	2'08.113 2'08.113	1	
2	51 M. BASTIANELLI	ITA	Kawasaki Ninja 400	28.810	39.217	34.935	25.620	2'08.582 2'08.582	2	
3	14 E. DE LA VEGA	FRA	Kawasaki Ninja 400	28.645 0.336	39.534 0.068	34.795	25.643 0.093	2'08.617 2'09.114	4	0.497
4	6 R. SCHOTMAN	NED	Kawasaki Ninja 400	28.725	39.354 0.196	34.801	25.840 0.131	2'08.720 2'09.047	3	0.327
5	20 D. LOUREIRO	RSA	Kawasaki Ninja 400	28.710 0.258	39.365 0.201	35.112	25.758	2'08.945 2'09.404	5	0.459
6	55 G. HENDRA PRATAMA	INA	Yamaha YZF-R3	28.939 0.227	39.509 0.138	34.982 0.005	25.686 0.014	2'09.116 2'09.500	7	0.384
7	22 N. KALININ	UKR	Kawasaki Ninja 400	28.887	39.745 0.173	35.027 0.193	25.577 0.041	2'09.236 2'09.643	9	0.407
8	8 M. PEREZ	ESP	Kawasaki Ninja 400	29.089 0.125	39.763	34.879	25.591	2'09.322 2'09.447	6	0.125
9	21 B. SANCHEZ	ESP	Kawasaki Ninja 400	28.875	39.677	34.981	26.071	2'09.604 2'09.604	8	
10	43 L. GRUNWALD	GER	KTM RC 390 R	29.014 0.168	39.897 0.117	35.228	26.010 0.090	2'10.149 2'10.524	11	0.375
11	99 P. GRASSIA	ITA	Yamaha YZF-R3	29.087 0.399	39.983 0.359	35.300	25.783	2'10.153 2'10.911	15	0.758
12	71 T. EDWARDS	AUS	Kawasaki Ninja 400	29.000 0.403	39.886 0.436	35.460	25.858	2'10.204 2'11.043	17	0.839
13	81 M. GONZALEZ	ESP	Yamaha YZF-R3	29.015 0.090	40.223 0.105	35.006 0.209	25.968 0.016	2'10.212 2'10.632	12	0.420
14	95 S. DEROUE	NED	Kawasaki Ninja 400	29.134 0.135	39.923	35.212 0.021	25.970 0.118	2'10.239 2'10.513	10	0.274
15	85 K. SABATUCCI	ITA	Yamaha YZF-R3	29.360 0.069	40.172 0.055	35.267 0.187	25.637	2'10.436 2'10.747	13	0.311
16	33 D. VALLE	ESP	Yamaha YZF-R3	29.319	40.140	35.178	25.929 0.272	2'10.566 2'10.838	14	0.272
17	69 M. HERRERA	ESP	Yamaha YZF-R3	29.634 0.032	39.959	35.099 0.486	26.017	2'10.709 2'11.227	21	0.518
18	11 K. ARDUINI	ITA	Yamaha YZF-R3	29.441 0.095	39.924 0.093	35.511	25.856 0.172	2'10.732 2'11.092	18	0.360
19	93 W. KHAN	NED	Kawasaki Ninja 400	29.356 0.152	40.142	35.236	26.032 0.098	2'10.766 2'11.016	16	0.250
20	12 A. RUSMIPUTRO	INA	Yamaha YZF-R3	29.463 0.211	39.948 0.203	35.250	26.112	2'10.773 2'11.187	20	0.414
21	41 J. JÄHNIG	GER	KTM RC 390 R	29.102 0.254	39.740 0.644	35.659	26.291 0.230	2'10.792 2'11.920	26	1.128
22	97 M. KAPPLER	GER	KTM RC 390 R	29.392 0.168	40.000 0.276	35.548 0.268	25.923	2'10.863 2'11.575	24	0.712
23	19 L. BERNARDI	ITA	Yamaha YZF-R3	29.323 0.027	40.189 0.109	35.377	26.068 0.207	2'10.957 2'11.300	22	0.343
24	17 K. MEUFFELS	NED	KTM RC 390 R	29.186	39.974	35.498	26.355 0.120	2'11.013 2'11.133	19	0.120
25	28 D. KOOPMAN	NED	Yamaha YZF-R3	29.168	40.093	35.638	26.352 0.101	2'11.251 2'11.352	23	0.101
26	27 F. ROVELLI	ITA	Kawasaki Ninja 400	29.353 0.273	40.355 0.247	35.193	26.597	2'11.498 2'12.018	27	0.520
27	18 A. MURLEY	GBR	Yamaha YZF-R3	29.393 0.189	40.258	35.716 0.019	26.203	2'11.570 2'11.778	25	0.208
28	54 F. FULIGNI	ITA	Yamaha YZF-R3	29.724	40.338	35.869 0.537	26.480 0.149	2'12.411 2'13.097	28	0.686
29	15 G. VAN STRAALEN	NED	KTM RC 390 R	29.785 0.295	40.489	35.919	26.258 0.395	2'12.451 2'13.141	29	0.690
30	13 D. IOZZO	RSA	Honda CBR500R	29.681 0.096	40.910 0.171	35.998 0.645	26.594	2'13.183 2'14.095	31	0.912
31	64 H. DE CANCELLIS	FRA	Yamaha YZF-R3	29.799	41.028	36.027 0.107	26.377 0.209	2'13.231 2'13.547	30	0.316

11/05/2018

These data/results cannot be reproduced, stored and/or transmitted in whole or in part by any manner of electronic, mechanical, photocopying, recording, broadcasting or otherwise now known or herein after developed without the previous express consent by the copyright owner, except for reproduction in daily press and regular printed publications on sale to the public within 60 days of the event related to those data/results and always provided that copyright symbol appears together as follows below.

© DORNA WSBK ORGANIZATION Srl 2018





PATA Italian Round, 11-12-13 May 2018

World Supersport 300 - Ideal Times Free Practice 1st Session

Imola Circuit 4.936 m
2 / 2

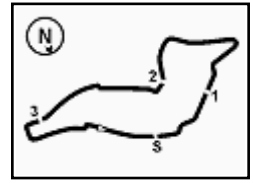
No. Rider	Nat	Bike	Seg. 1	Seg. 2	Seg. 3	Seg. 4	Ideal Time			
			Diff. 1	Diff. 2	Diff. 3	Diff. 4	Best Lap	Pos.	Diff.	
32	96 I. PRATNA	INA Yamaha YZF-R3	29.696 0.152	41.061 0.546	36.219 0.378	26.480 0.267	2'13.456	2'14.799	36	1.343
33	7 N. SETTIMO	ITA Honda CBR500R	29.516 0.420	40.884	36.386	26.818 0.094	2'13.604	2'14.118	32	0.514
34	84 J. OVERBEEKE	NED Yamaha YZF-R3	29.987 0.334	40.801	36.315	26.876	2'13.979	2'14.313	34	0.334
35	78 J. FORAY	FRA Kawasaki Ninja 400	29.772	41.237 0.188	36.359	26.673	2'14.041	2'14.229	33	0.188
36	58 T. FINOCCHIARO	GBR Honda CBR500R	29.915 0.197	41.464	36.372	26.783 0.040	2'14.534	2'14.771	35	0.237
37	5 R. VOS	NED KTM RC 390 R	29.981	41.408 0.218	36.532 0.648	27.022	2'14.943	2'15.809	37	0.866
38	44 S. LOCHOFF	RSA Yamaha YZF-R3	30.649 0.103	41.791	37.158 0.363	27.399	2'16.997	2'17.463	38	0.466
39	79 T. ALONSO	POR Yamaha YZF-R3	31.023	42.610	37.592	28.245 0.189	2'19.470	2'19.659	39	0.189
Overall Ideal Time			28.261	39.217	34.640	25.577	2'07.695			

11/05/2018

These data/results cannot be reproduced, stored and/or transmitted in whole or in part by any manner of electronic, mechanical, photocopying, recording, broadcasting or otherwise now known or herein after developed without the previous express consent by the copyright owner, except for reproduction in daily press and regular printed publications on sale to the public within 60 days of the event related to those data/results and always provided that copyright symbol appears together as follows below.

© DORNA WSBK ORGANIZATION Srl 2018





Imola Circuit 4.936 m

PATA Italian Round, 11-12-13 May 2018 World Supersport 300 - Chronological Analysis Free Practice 1st Session

1 / 5

1° 2 A. CARRASCO (2'08.113)							
Lap	Seg.1	Seg.2	Seg.3	Seg.4	Lap Time	km/h	Local Time
1					11:46'27.727		
2	45.699	45.625	37.331	27.439	2'36.094P	147,6	11:49'03.821
3	29.870	41.080	35.780	26.569	2'13.299	174,3	11:51'17.120
4	29.430	40.701	35.373	26.323	2'11.827	184,1	11:53'28.947
5	29.013	40.250	35.022	25.999	2'10.284	185,7	11:55'39.231
6	28.810	39.890	35.230	5'27.719	7'11.649P	184,7	12:02'50.880
7	45.587	41.588	35.378	26.052	2'28.605P	127,4	12:05'19.485
8	28.401	39.600	34.719	25.812	2'08.532	190,3	12:07'28.017
9	28.261	39.563	34.640	25.649	2'08.113	190,6	12:09'36.130
10	28.388	40.516	35.531	25.943	2'10.378	191,6	12:11'46.508

2° 51 M. BASTIANELLI (2'08.582)							
Lap	Seg.1	Seg.2	Seg.3	Seg.4	Lap Time	km/h	Local Time
1					11:45'36.994		
2	48.649	46.283	40.642	27.874	2'43.448P	143,7	11:48'20.442
3	30.616	40.752	36.352	26.600	2'14.320	180,7	11:50'34.762
4	29.471	40.386	35.680	26.287	2'11.824	182,9	11:52'46.586
5	29.083	39.712	35.478	25.942	2'10.215	186,7	11:54'56.801
6	29.084	42.266	36.549	2'44.153	4'32.052P	189,6	11:59'28.853
7	46.680	40.867	35.600	26.179	2'29.326P	124,7	12:01'58.179
8	29.295	39.861	35.032	25.736	2'09.924C	184,7	12:04'08.103
9	28.810	39.217	34.935	25.620	2'08.582	184,7	12:06'16.685
10	29.007	40.203	35.316	26.501	2'11.027	187,3	12:08'27.712
11	28.836	40.754	35.473	25.867	2'10.930	185,7	12:10'38.642
12	29.003	39.522	34.969	29.515	2'13.009C	182,6	12:12'51.651

3° 6 R. SCHOTMAN (2'09.047)							
Lap	Seg.1	Seg.2	Seg.3	Seg.4	Lap Time	km/h	Local Time
1					11:46'08.960		
2	46.127	42.283	36.415	26.943	2'31.768P	132,0	11:48'40.728
3	29.586	40.357	37.634	26.441	2'14.018	179,8	11:50'54.746
4	29.322	39.683	35.367	26.549	2'10.921	181,0	11:53'05.667
5	29.397	40.222	35.387	26.274	2'11.280	180,1	11:55'16.947
6	29.192	39.473	35.010	25.911	2'09.586	180,7	11:57'26.533
7	29.218	39.648	35.388	25.959	2'10.213	180,7	11:59'36.746
8	28.951	39.471	35.077	25.840	2'09.339	181,9	12:01'46.085
9	28.725	39.550	34.801	25.971	2'09.047	185,1	12:03'55.132
10	29.058	40.483	41.390	1'49.758	3'40.689P	181,0	12:07'35.821
11	46.574	40.556	36.218	26.035	2'29.383P	103,9	12:10'05.204
12	30.957	39.967	35.007	25.844	2'11.775	181,0	12:12'16.979

4° 14 E. DE LA VEGA (2'09.114)							
Lap	Seg.1	Seg.2	Seg.3	Seg.4	Lap Time	km/h	Local Time
1					11:45'36.685		
2	49.327	46.549	37.340	27.031	2'40.247P	138,2	11:48'16.932
3	29.905	40.867	35.964	27.343	2'14.079	181,0	11:50'31.011
4	29.424	40.620	35.500	27.106	2'12.650	182,2	11:52'43.661
5	29.585	41.160	35.629	26.242	2'12.616	179,2	11:54'56.277
6	29.112	41.146	35.872	26.026	2'12.156	181,9	11:57'08.433
7	29.252	40.124	35.493	25.945	2'10.814	178,0	11:59'19.247
8	29.426	40.210	35.473	25.813	2'10.922	178,3	12:01'30.169
9	29.099	39.972	35.262	25.816	2'10.149	180,1	12:03'40.318
10	29.088	39.717	35.074	25.643	2'09.522	181,0	12:05'49.840
11	28.981	39.602	34.795	25.736	2'09.114	181,3	12:07'58.954
12	28.645	40.523	35.421	26.905	2'11.494	186,7	12:10'10.448
13	29.210	39.534	35.408	26.184	2'10.336	178,3	12:12'20.784

5° 20 D. LOUREIRO (2'09.404)							
Lap	Seg.1	Seg.2	Seg.3	Seg.4	Lap Time	km/h	Local Time
1							11:49'55.706
2					2'12.259		11:52'07.965
3					2'13.215		11:54'21.180

4 2'11.011 11:56'32.191							
5 6'19.975P 12:02'52.166							
6 44.477 41.042 35.533 26.005 2'27.057P 130,8 12:05'19.223							
7 28.957 39.895 35.287 25.928 2'10.067 184,7 12:07'29.290							
8 28.968 39.566 35.112 25.758 2'09.404 185,1 12:09'38.694							
9 28.722 39.365 35.368 26.135 2'09.590 185,7 12:11'48.284							

6° 8 M. PEREZ (2'09.447)							
Lap	Seg.1	Seg.2	Seg.3	Seg.4	Lap Time	km/h	Local Time
1					11:45'57.457		
2	45.823	44.753	38.220	27.324	2'36.120P	143,3	11:48'33.577
3	29.982	41.152	35.916	26.627	2'13.677	179,5	11:50'47.254
4	29.305	40.972	35.393	26.171	2'11.841	182,9	11:52'59.095
5	29.089	40.265	35.357	26.036	2'10.747	182,6	11:55'09.842
6	29.106	39.877	35.005	25.839	2'09.827	182,6	11:57'19.669
7	29.316	40.268	37.031	3'47.440	5'34.055P	181,9	12:02'53.724
8	41.128	40.797	35.398	25.848	2'23.171P	146,2	12:05'16.895
9	29.214	39.763	34.879	25.591	2'09.447	181,3	12:07'26.342
10	32.677	41.311	35.040	3'11.849	5'00.877	178,3	12:12'27.219

7° 55 G. HENDRA PRATAMA (2'09.500)							
Lap	Seg.1	Seg.2	Seg.3	Seg.4	Lap Time	km/h	Local Time
1					11:45'40.314		
2	44.253	43.654	42.888	26.864	2'37.659P	145,5	11:48'17.973
3	29.485	40.926	35.666	26.712	2'12.789	181,9	11:50'30.762
4	29.892	40.614	35.689	28.077	2'14.272C	181,3	11:52'45.034
5	30.652	41.122	35.671	26.136	2'13.581	175,7	11:54'58.615
6	29.690	40.833	37.281	1'34.322	3'22.126P	176,9	11:58'20.741
7	40.492	44.745	36.765	26.541	2'28.543P	140,9	12:00'49.284
8	29.718	40.325	35.604	26.083	2'11.730	174,6	12:03'01.014
9	29.976	41.491	39.634	26.027	2'17.128C	175,7	12:05'18.142
10	29.166	39.647	34.987	25.700	2'09.500	179,2	12:07'27.642
11	29.154	39.938	34.982	25.967	2'10.041	180,1	12:09'37.683
12	29.039	39.509	35.336	25.686	2'09.570	179,8	12:11'47.253

8° 21 B. SANCHEZ (2'09.604)							
Lap	Seg.1	Seg.2	Seg.3	Seg.4	Lap Time	km/h	Local Time
1					11:46'26.096		
2	49.202	43.503	37.139	27.385	2'37.229P	122,0	11:49'03.325
3	29.960	41.264	36.187	26.859	2'14.270	178,6	11:51'17.595
4	29.570	40.806	35.718	26.473	2'12.567	184,4	11:53'30.162
5	29.340	40.635	35.521	1'27.387	3'12.883P	182,2	11:56'43.045
6	40.942	40.959	35.733	26.612	2'24.246P	128,5	11:59'07.291
7	29.049	40.321	35.213	26.552	2'11.135	183,8	12:01'18.426
8	29.085	40.661	35.637	26.303	2'11.686	183,5	12:03'30.112
9	30.907	40.830	39.241	26.788	2'17.766	163,0	12:05'47.878
10	29.040	40.102	36.046	26.861	2'12.049	186,0	12:07'59.927
11	29.047	39.899	35.121	26.894	2'10.961	186,3	12:10'10.888
12	28.875	39.677	34.981	26.071	2'09.604	184,4	12:12'20.492

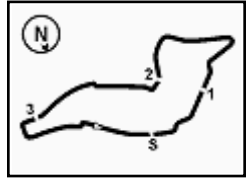
9° 22 N. KALININ (2'09.643)							
Lap	Seg.1	Seg.2	Seg.3	Seg.4	Lap Time	km/h	Local Time
1					11:45'36.237		
2	49.663	46.521	37.122	27.212	2'40.518P	139,8	11:48'16.755
3	29.880	40.789	35.981	27.511	2'14.161	181,6	11:50'30.916
4	29.249	40.774	35.316	27.420	2'12.759	183,5	11:52'43.675
5	30.500	41.075	35.975	26.170	2'13.720	175,7	11:54'57.395
6	28.966	42.096	37.829	49.737	2'38.628P	184,4	11:57'36.023
7	48.514	42.893	36.107	3'11.048	5'18.562P	111,3	12:02'54.585
8	40.613	40.740	35.416	26.252	2'23.021P	146,6	12:05'17.606
9	28.887	39.918	35.220	25.618	2'09.643	183,2	12:07'27.249
10	29.181	40.086	35.027	25.717	2'10.011	182,6	12:09'37.260
11	28.915	39.745	35.463	25.577	2'09.700	184,1	12:11'46.960

11/05/2018 P = Pits In/Out - C = Lap Time Cancelled

These data/results cannot be reproduced, stored and/or transmitted in whole or in part by any manner of electronic, mechanical, photocopying, recording, broadcasting or otherwise now known or herein after developed without the previous express consent by the copyright owner, except for reproduction in daily press and regular printed publications on sale to the public within 60 days of the event related to those data/results and always provided that copyright symbol appears together as follows below.

© DORNA WSBK ORGANIZATION Srl 2018





PATA Italian Round, 11-12-13 May 2018

World Supersport 300 - Chronological Analysis Free Practice 1st Session

Imola Circuit 4.936 m

2 / 5

10° 95 S. DEROUÉ (2'10.513)							
Lap	Seg.1	Seg.2	Seg.3	Seg.4	Lap Time	km/h	Local Time
1							11:45'46.002
2	41.825	43.463	37.249	27.133	2'29.670P	149,3	11:48'15.672
3	29.906	41.330	36.095	26.570	2'13.901	179,8	11:50'29.573
4	29.634	41.261	37.494	27.378	2'15.767	179,8	11:52'45.340
5	29.170	40.313	35.581	26.294	2'11.358	189,3	11:54'56.698
6	29.134	41.595	36.055	2'39.431	4'26.215P	192,0	11:59'22.913
7	40.710	41.317	35.537	26.336	2'23.900CP	150,1	12:01'46.813
8	29.269	39.923	35.233	26.088	2'10.513	187,0	12:03'57.326
9	29.614	40.779	35.792	26.845	2'13.030	191,6	12:06'10.356
10	29.709	39.987	35.557	26.152	2'11.405	182,9	12:08'21.761
11	29.371	39.979	35.212	25.970	2'10.532	181,6	12:10'32.293
12	29.854	42.998	36.317	31.607	2'20.776	183,2	12:12'53.069

2	41.254	43.799	37.189	27.478	2'29.720P	149,7	11:48'16.147
3	29.804	41.022	36.191	26.719	2'13.736	179,8	11:50'29.883
4	29.462	40.874	35.411	26.229	2'11.976	181,0	11:52'41.859
5	29.640	40.207	35.368	26.394	2'11.609	178,3	11:54'53.468
6	30.150	43.611	36.611	1'24.681	3'15.053P	178,6	11:58'08.521
7	48.803	47.328	35.875	26.436	2'38.442P	126,4	12:00'46.963
8	29.428	40.174	35.382	26.552	2'11.536	178,0	12:02'58.499
9	31.388	40.787	35.427	26.603	2'14.205	177,2	12:05'12.704
10	29.319	40.140	35.178	26.201	2'10.838	178,3	12:07'23.542
11	29.340	40.496	35.375	26.103	2'11.314	178,6	12:09'34.856
12	29.497	40.259	35.260	25.929	2'10.945	177,5	12:11'45.801

11° 43 L. GRUNWALD (2'10.524)							
Lap	Seg.1	Seg.2	Seg.3	Seg.4	Lap Time	km/h	Local Time
1							11:45'10.243
2	44.528	43.227	36.868	27.251	2'31.874P	147,8	11:47'42.117
3	30.547	41.424	35.606	26.858	2'14.435	185,1	11:49'56.552
4	29.300	40.627	35.573	26.517	2'12.017	182,2	11:52'08.569
5	29.014	40.776	35.824	26.409	2'12.023	182,6	11:54'20.592
6	29.531	40.249	35.439	26.517	2'11.736	177,8	11:56'32.328
7	30.101	41.220	36.213	48.558	2'36.092P	178,6	11:59'08.420
8	1'30.389	47.127	36.689	27.760	3'21.965P	89,8	12:02'30.385
9	29.384	40.641	35.491	26.023	2'11.539	181,3	12:04'41.924
10	29.297	39.954	35.351	26.100	2'10.612	180,1	12:06'52.536
11	29.182	40.014	35.228	26.100	2'10.524	178,9	12:09'03.060
12	29.142	39.921	35.320	26.305	2'10.688	181,0	12:11'13.748
13	29.282	39.897	39.349	31.831	2'20.359	178,6	12:13'34.107

15° 99 P. GRASSIA (2'10.911)							
Lap	Seg.1	Seg.2	Seg.3	Seg.4	Lap Time	km/h	Local Time
1							11:45'39.741
2	47.248	45.956	37.820	26.891	2'37.915P	133,4	11:48'17.656
3	30.131	40.782	36.133	26.437	2'13.483	176,9	11:50'31.139
4	29.634	40.639	36.091	26.346	2'12.710	182,6	11:52'43.849
5	29.885	40.275	35.823	26.078	2'12.061	178,9	11:54'55.910
6	29.657	44.063	36.202	2'02.443	3'52.365P	177,8	11:58'48.275
7	51.815	40.691	35.940	26.138	2'34.584P	73,8	12:01'22.859
8	29.660	40.197	35.646	26.074	2'11.577	176,9	12:03'34.436
9	29.629	40.010	35.417	26.364	2'11.420	178,3	12:05'45.856
10	29.360	40.286	35.629	26.436	2'11.711	181,9	12:07'57.567
11	31.949	40.954	35.618	26.131	2'14.652	179,8	12:10'12.219
12	29.486	40.342	35.300	25.783	2'10.911	179,8	12:12'23.130

12° 81 M. GONZALEZ (2'10.632)							
Lap	Seg.1	Seg.2	Seg.3	Seg.4	Lap Time	km/h	Local Time
1							11:45'33.431
2	41.186	43.524	37.091	27.150	2'28.951P	146,2	11:48'02.382
3	30.126	42.144	36.065	26.494	2'14.829	177,2	11:50'17.211
4	29.655	41.712	36.264	27.423	2'15.054	179,8	11:52'32.265
5	30.077	40.969	35.649	26.225	2'12.920	177,5	11:54'45.185
6	29.428	40.639	35.594	25.968	2'11.629	179,2	11:56'56.814
7	29.081	41.458	35.579	26.169	2'12.287	180,4	11:59'09.101
8	29.064	40.436	35.006	26.130	2'10.636	180,4	12:01'19.737
9	29.291	40.463	35.424	26.193	2'11.371	178,6	12:03'31.108
10	29.716	40.655	38.869	26.305	2'15.545	184,1	12:05'46.653
11	29.105	40.328	35.215	25.984	2'10.632	181,0	12:07'57.285
12	31.855	41.163	35.018	26.033	2'14.069	177,2	12:10'11.354
13	29.015	40.223	35.173	26.273	2'10.684	187,6	12:12'22.038

16° 93 W. KHAN (2'11.016)							
Lap	Seg.1	Seg.2	Seg.3	Seg.4	Lap Time	km/h	Local Time
1							11:45'00.753
2	48.465	43.549	39.254	29.189	2'40.457P	147,6	11:47'41.210
3	31.263	42.195	36.285	26.886	2'16.629	181,0	11:49'57.839
4	30.274	41.533	36.234	26.326	2'14.367C	180,7	11:52'12.206
5	29.744	41.006	36.246	26.490	2'13.486	182,2	11:54'25.692
6	30.086	40.840	35.809	26.185	2'12.920	178,9	11:56'38.612
7	29.655	40.599	35.838	26.083	2'12.175	179,5	11:58'50.787
8	29.601	40.744	35.842	26.032	2'12.219	179,2	12:01'03.006
9	29.356	40.988	36.007	26.104	2'12.455	182,2	12:03'15.461
10	29.967	42.920	41.315	27.442	2'21.644	178,9	12:05'37.105
11	29.546	40.465	35.447	26.033	2'11.491	183,8	12:07'48.596
12	29.508	40.142	35.236	26.130	2'11.016	182,6	12:09'59.612
13	30.474	41.040	35.460	26.222	2'13.196	181,0	12:12'12.808

13° 85 K. SABATUCCI (2'10.747)							
Lap	Seg.1	Seg.2	Seg.3	Seg.4	Lap Time	km/h	Local Time
1							11:45'16.039
2	43.221	43.487	37.912	27.933	2'32.553P	147,4	11:47'48.592
3	30.515	41.232	36.456	27.172	2'15.375	179,5	11:50'03.967
4	30.496	41.015	36.497	26.441	2'14.449	174,9	11:52'18.416
5	34.773	42.228	37.258	4'09.452	6'03.711P	158,2	11:58'22.127
6	38.963	41.695	36.444	26.600	2'23.702P	148,2	12:00'45.829
7	29.953	40.598	35.768	26.514	2'12.833	176,0	12:02'58.662
8	29.766	40.409	35.859	26.260	2'12.294	179,5	12:05'10.956
9	29.770	40.476	35.761	25.946	2'11.953	176,9	12:07'22.909
10	29.759	41.144	35.267	26.083	2'12.253	176,9	12:09'35.162
11	29.429	40.227	35.454	25.637	2'10.747	180,1	12:11'45.909

17° 71 T. EDWARDS (2'11.043)							
Lap	Seg.1	Seg.2	Seg.3	Seg.4	Lap Time	km/h	Local Time
1							11:45'04.558
2	45.273	44.011	1'33.645	3'50.009	6'52.938P	147,8	11:51'57.496
3	42.288	42.872	36.848	26.674	2'28.682P	149,5	11:54'26.178
4	30.029	40.824	35.701	26.214	2'12.768	182,6	11:56'38.946
5	29.474	40.978	35.819	26.867	2'13.138	186,3	11:58'52.084
6	29.568	40.378	35.583	25.877	2'11.406	181,9	12:01'03.490
7	29.000	40.507	36.060	26.243	2'11.810	185,7	12:03'15.300
8	29.990	43.939	40.117	27.464	2'21.510	181,6	12:05'36.810
9	29.403	40.322	35.460	25.858	2'11.043	182,2	12:07'47.853
10	29.238	40.173	35.484	26.386	2'11.281	181,0	12:09'59.134
11	31.501	40.895	35.885	26.429	2'14.710	180,4	12:12'13.844

14° 33 D. VALLE (2'10.838)							
Lap	Seg.1	Seg.2	Seg.3	Seg.4	Lap Time	km/h	Local Time
1							11:45'46.427

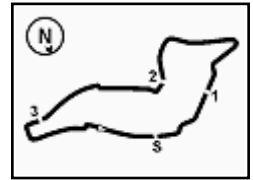
18° 11 K. ARDUINI (2'11.092)							
Lap	Seg.1	Seg.2	Seg.3	Seg.4	Lap Time	km/h	Local Time
1							11:46'06.479
2	42.219	44.142	37.477	27.352	2'31.190P	139,3	11:48'37.669
3	30.441	41.124	36.387	26.514	2'14.466	170,5	11:50'52.135
4	30.455	40.731	36.243	26.426	2'13.855	171,5	11:53'05.990
5	30.196	40.246	36.091	26.200	2'12.733	175,7	11:55'18.723

11/05/2018 P = Pits In/Out - C = Lap Time Cancelled

These data/results cannot be reproduced, stored and/or transmitted in whole or in part by any manner of electronic, mechanical, photocopying, recording, broadcasting or otherwise now known or herein after developed without the previous express consent by the copyright owner, except for reproduction in daily press and regular printed publications on sale to the public within 60 days of the event related to those data/results and always provided that copyright symbol appears together as follows below.

© DORNA WSBK ORGANIZATION Srl 2018





PATA Italian Round, 11-12-13 May 2018

World Supersport 300 - Chronological Analysis Free Practice 1st Session

3 / 5

19° 17 K. MEUFFELS (2'11.133)								23° 28 D. KOOPMAN (2'11.352)							
Lap	Seg.1	Seg.2	Seg.3	Seg.4	Lap Time	km/h	Local Time	Lap	Seg.1	Seg.2	Seg.3	Seg.4	Lap Time	km/h	Local Time
1							11:45'15.069	1							11:45'07.919
2	43.507	44.067	37.434	28.367	2'33.375P	143,1	11:47'48.444	2	44.445	44.442	37.791	27.900	2'34.578P	145,5	11:47'42.497
3	30.663	42.123	36.024	27.178	2'15.988	179,8	11:50'04.432	3	30.639	42.573	36.703	27.116	2'17.031	181,3	11:49'59.528
4	30.226	41.217	36.305	27.302	2'15.050	182,6	11:52'19.482	4	30.335	41.517	36.448	27.131	2'15.431C	175,2	11:52'14.959
5	30.375	41.869	36.142	27.019	2'15.405	179,2	11:54'34.887	5	42.832	40.980	36.506	26.915	2'27.233C	164,5	11:54'42.192
6	29.583	41.495	36.130	26.860	2'14.068	180,7	11:56'48.955	6	29.606	41.229	35.963	26.815	2'13.613	181,9	11:56'55.805
7	29.783	41.547	36.797	26.670	2'14.797	180,1	11:59'03.752	7	29.666	40.554	35.890	26.352	2'12.462	175,4	11:59'08.267
8	29.642	41.116	36.220	26.664	2'13.642	180,1	12:01'17.394	8	29.273	40.419	35.818	26.632	2'12.142	182,2	12:01'20.409
9	29.409	41.026	36.183	26.536	2'13.154	181,6	12:03'30.548	9	29.390	40.105	36.130	26.366	2'11.991	180,4	12:03'32.400
10	31.187	40.550	36.285	26.422	2'14.444	174,0	12:05'44.992	10	29.543	40.568	36.774	26.480	2'13.365	179,5	12:05'45.765
11	29.859	40.926	35.719	26.355	2'12.859	178,0	12:07'57.851	11	29.558	41.046	35.842	26.357	2'12.803	177,5	12:07'58.568
12	29.596	40.515	35.578	27.290	2'12.979	176,9	12:10'10.830	12	29.448	40.287	35.804	26.972	2'12.511	181,6	12:10'11.079
13	29.186	39.974	35.498	26.475	2'11.133	180,7	12:12'21.963	13	29.168	40.093	35.638	26.453	2'11.352	184,4	12:12'22.431
20° 12 A. RUSMIPUTRO (2'11.187)								24° 97 M. KAPPLER (2'11.575)							
Lap	Seg.1	Seg.2	Seg.3	Seg.4	Lap Time	km/h	Local Time	Lap	Seg.1	Seg.2	Seg.3	Seg.4	Lap Time	km/h	Local Time
1							11:45'40.826	1							11:45'12.595
2	44.692	43.993	38.383	28.329	2'35.397P	139,3	11:48'16.223	2	43.655	43.741	37.963	11'43.754	13'49.113P	145,7	11:59'01.708
3	30.285	40.623	36.171	26.852	2'13.931	183,2	11:50'30.154	3	45.282	42.036	35.688	26.567	2'29.573P	148,5	12:01'31.281
4	29.638	40.849	35.839	27.385	2'13.711	184,1	11:52'43.865	4	29.543	41.122	35.993	26.738	2'13.396	183,5	12:03'44.677
5	29.912	43.483	35.992	27.184	2'16.571C	185,4	11:55'00.436	5	29.760	40.952	35.681	26.281	2'12.674	182,2	12:05'57.351
6	35.328	41.446	36.323	2'36.913	4'30.010CP	160,8	11:59'30.446	6	29.566	40.566	35.790	26.692	2'12.614	181,0	12:08'09.965
7	41.183	42.355	36.407	28.353	2'28.298P	146,0	12:01'58.744	7	29.545	40.463	35.548	26.266	2'11.822	181,0	12:10'21.787
8	29.557	40.278	35.869	1'14.542	3'00.246P	181,0	12:04'58.990	8	29.560	40.276	35.816	25.923	2'11.575	180,1	12:12'33.362
9	43.462	46.034	36.489	26.483	2'32.468P	119,5	12:07'31.458	25° 18 A. MURLEY (2'11.778)							
10	29.674	40.151	35.250	26.112	2'11.187	179,5	12:09'42.645	Lap	Seg.1	Seg.2	Seg.3	Seg.4	Lap Time	km/h	Local Time
11	32.365	53.216	39.532	26.376	2'31.489	177,5	12:12'14.134	1							11:45'16.710
21° 69 M. HERRERA (2'11.227)								2	43.527	44.814	38.026	28.560	2'34.927P	144,7	11:47'51.637
Lap	Seg.1	Seg.2	Seg.3	Seg.4	Lap Time	km/h	Local Time	3	31.016	42.425	36.839	27.507	2'17.787	170,2	11:50'09.424
1							11:45'46.982	4	30.337	41.534	36.718	27.185	2'15.774	174,0	11:52'25.198
2	41.494	44.675	39.902	28.667	2'34.738P	149,5	11:48'21.720	5	29.679	41.516	36.422	26.994	2'14.611C	180,4	11:54'39.809
3	31.230	42.130	37.812	27.732	2'18.904	172,9	11:50'40.624	6	33.733	41.938	36.162	3'48.870	5'40.703CP	167,0	12:00'20.512
4	30.913	41.785	36.920	27.474	2'17.092	176,9	11:52'57.716	7	48.341	43.111	38.531	28.890	2'38.873P	125,2	12:02'59.385
5	30.664	40.966	36.280	26.927	2'14.837	176,6	11:55'12.553	8	29.962	40.667	35.847	26.966	2'13.442	180,1	12:05'12.827
6	30.066	40.871	36.247	26.717	2'13.901	177,8	11:57'26.454	9	29.582	40.258	35.735	26.203	2'11.778	179,8	12:07'24.605
7	30.091	40.827	36.026	26.506	2'13.450	177,5	11:59'39.904	10	29.530	40.280	35.813	26.330	2'11.953	176,6	12:09'36.558
8	29.869	41.121	35.899	26.602	2'13.491	177,5	12:01'53.395	11	29.393	40.353	35.716	25.763	2'11.225C	178,3	12:11'47.783
9	29.783	40.587	36.086	27.212	2'13.668	179,2	12:04'07.063	26° 41 J. JÄHNIG (2'11.920)							
10	29.768	40.862	35.755	26.285	2'12.670	173,2	12:06'19.733	Lap	Seg.1	Seg.2	Seg.3	Seg.4	Lap Time	km/h	Local Time
11	29.666	39.959	35.585	26.017	2'11.227	180,1	12:08'30.960	1							11:45'14.237
12	29.634	40.038	35.099	26.751	2'11.522	178,0	12:10'42.482	2	45.546	46.215	38.421	29.353	2'39.535P	143,3	11:47'53.772
13	29.647	40.018	35.500	26.293	2'11.458	179,5	12:12'53.940	3	30.436	42.022	36.895	27.668	2'17.021	178,9	11:50'10.793
22° 19 L. BERNARDI (2'11.300)								4	29.627	40.963	36.227	27.309	2'14.126	181,9	11:52'24.919
Lap	Seg.1	Seg.2	Seg.3	Seg.4	Lap Time	km/h	Local Time	5	29.607	41.061	36.787	27.117	2'14.572	181,6	11:54'39.491
1							11:45'03.153	6	29.756	40.948	36.194	26.911	2'13.809	180,1	11:56'53.300
2	45.871	43.891	38.370	27.604	2'35.736P	147,4	11:47'38.889	7	29.568	40.651	36.021	26.548	2'12.788	179,2	11:59'06.088
3	30.718	40.839	36.297	26.720	2'14.574	171,8	11:49'53.463	8	29.483	40.662	35.961	26.647	2'12.753	179,5	12:01'18.841
4	29.977	40.601	36.088	26.467	2'13.133	173,2	11:52'06.596	9	29.109	40.399	35.778	26.665	2'11.951	183,2	12:03'30.792
5	30.012	42.388	36.687	26.272	2'15.359	173,5	11:54'21.955	10	30.836	40.378	37.059	26.291	2'14.564	185,4	12:05'45.356
6	29.350	40.298	35.377	26.275	2'11.300	178,9	11:56'33.255	11	29.356	40.384	35.659	26.521	2'11.920	181,9	12:07'57.276
7	29.406	40.539	37.315	26.501	2'13.761	176,9	11:58'47.016	12	29.971	40.466	35.707	26.859	2'13.003	174,0	12:10'10.279
								13	31.293	40.929	35.693	26.481	2'14.396	165,0	12:12'24.675

11/05/2018 P = Pits In/Out - C = Lap Time Cancelled

These data/results cannot be reproduced, stored and/or transmitted in whole or in part by any manner of electronic, mechanical, photocopying, recording, broadcasting or otherwise now known or herein after developed without the previous express consent by the copyright owner, except for reproduction in daily press and regular printed publications on sale to the public within 60 days of the event related to those data/results and always provided that copyright symbol appears together as follows below.

© DORNA WSBK ORGANIZATION Srl 2018



Official Fuel Supplier

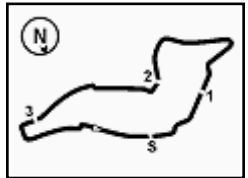


FKR PERGOIA TIMING

Official Tyre Supplier



Official Timekeeper



PATA Italian Round, 11-12-13 May 2018

World Supersport 300 - Chronological Analysis Free Practice 1st Session

Imola Circuit 4.936 m

4 / 5

27° 27 F. ROVELLI (2'12.018)								32° 7 N. SETTIMO (2'14.118)							
Lap	Seg.1	Seg.2	Seg.3	Seg.4	Lap Time	km/h	Local Time	Lap	Seg.1	Seg.2	Seg.3	Seg.4	Lap Time	km/h	Local Time
1							11:45'25.090	1							11:45'29.329
2	43.110	43.699	37.244	28.124	2'32.177P	148,2	11:47'57.267	2	44.652	44.342	37.627	27.813	2'34.434P	143,0	11:48'03.763
3	30.821	41.445	36.837	27.619	2'16.722	174,6	11:50'13.989	3	30.232	41.645	37.312	27.561	2'16.750	177,8	11:50'20.513
4	30.061	41.314	36.405	26.982	2'14.762	180,4	11:52'28.751	4	29.952	41.772	37.730	27.528	2'16.982	181,0	11:52'37.495
5	29.661	40.746	35.894	26.885	2'13.186	181,3	11:54'41.937	5	30.106	41.655	37.252	27.234	2'16.247	184,1	11:54'53.742
6	29.710	41.135	35.805	27.418	2'14.068	178,9	11:56'56.005	6	30.175	42.213	36.934	27.211	2'16.533	178,9	11:57'10.275
7	29.626	40.602	35.193	26.597	2'12.018	173,5	11:59'08.023	7	30.485	41.408	36.727	26.905	2'15.525	180,7	11:59'25.800
8	29.353	40.355	36.631	2'25.046	4'11.385P	181,3	12:03'19.408	8	29.516	41.508	36.491	27.169	2'14.684C	179,8	12:01'40.484
9	47.160	44.068	37.075	2'54.138	5'02.441P		12:08'21.849	9	30.146	42.017	36.697	27.199	2'16.059	180,4	12:03'56.543
10	46.257	42.279	43.283	27.227	2'39.046P	145,7	12:11'00.895	10	30.149	41.243	36.569	27.112	2'15.073	184,1	12:06'11.616
11	30.145	41.109	39.386	26.881	2'17.521	176,9	12:13'18.416	11	29.936	40.884	36.386	26.912	2'14.118	180,1	12:08'25.734
28° 54 F. FULIGNI (2'13.097)								33° 78 J. FORAY (2'14.229)							
Lap	Seg.1	Seg.2	Seg.3	Seg.4	Lap Time	km/h	Local Time	Lap	Seg.1	Seg.2	Seg.3	Seg.4	Lap Time	km/h	Local Time
1							11:45'04.256	1							11:45'38.947
2	45.593	43.281	38.363	28.066	2'35.303P	147,2	11:47'39.559	2	46.213	47.013	40.310	29.072	2'42.608P	138,9	11:48'21.555
3	30.755	41.183	36.950	27.797	2'16.685	174,6	11:49'56.244	3	32.156	44.470	38.441	28.510	2'23.577	165,8	11:50'45.132
4	30.111	40.722	36.578	27.014	2'14.425	178,3	11:52'10.669	4	31.131	43.748	37.704	27.987	2'20.570	178,6	11:53'05.702
5	30.342	41.288	37.215	26.349	2'15.194C	174,3	11:54'25.863	5	30.942	43.178	37.141	27.617	2'18.878	181,6	11:55'24.580
6	31.690	40.917	36.732	26.973	2'16.312C	170,7	11:56'42.175	6	30.956	43.409	37.316	2'41.062	4'32.743P	177,8	11:59'57.323
7	30.035	40.952	36.587	5'56.438	7'44.012P	174,3	12:04'26.187	7	42.693	45.223	37.013	27.737	2'32.666P	124,4	12:02'29.989
8	42.535	41.979	36.766	26.702	2'27.982P	108,7	12:06'54.169	8	30.542	42.167	36.549	27.066	2'16.324	178,3	12:04'46.313
9	30.009	40.828	36.419	26.739	2'13.995	174,9	12:09'08.164	9	30.038	42.182	36.684	26.927	2'15.831	180,1	12:07'02.144
10	30.150	40.762	35.869	26.480	2'13.261	174,6	12:11'21.425	10	29.920	41.678	36.774	27.150	2'15.522	179,2	12:09'17.666
11	29.724	40.338	36.406	26.629	2'13.097	176,9	12:13'34.522	11	29.772	41.425	36.359	26.673	2'14.229	179,2	12:11'31.895
29° 15 G. VAN STRAALEN (2'13.141)								34° 84 J. OVERBEEKE (2'14.313)							
Lap	Seg.1	Seg.2	Seg.3	Seg.4	Lap Time	km/h	Local Time	Lap	Seg.1	Seg.2	Seg.3	Seg.4	Lap Time	km/h	Local Time
1							11:45'17.879	1							11:45'06.494
2	45.176	48.243	37.984	28.727	2'40.130P	136,3	11:47'58.009	2	45.353	45.489	38.466	28.356	2'37.664P	143,9	11:47'44.158
3	31.663	43.398	37.053	27.880	2'19.994	172,6	11:50'18.003	3	32.147	43.235	37.317	27.755	2'20.454	167,6	11:50'04.612
4	30.587	43.140	37.021	26.963	2'17.711	180,4	11:52'35.714	4	30.772	41.985	37.270	27.421	2'17.448	176,3	11:52'22.060
5	30.649	42.715	37.159	27.298	2'17.821	177,8	11:54'53.535	5	30.959	42.228	37.255	26.688	2'17.130C	170,2	11:54'39.190
6	31.008	41.812	36.298	26.601	2'15.719	172,9	11:57'09.254	6	34.271	42.279	36.375	2'42.514	4'35.439CP	163,5	11:59'14.629
7	30.571	41.487	36.909	26.337	2'15.304	169,7	11:59'24.558	7	39.191	42.289	37.377	27.367	2'26.224P	142,0	12:01'40.853
8	30.789	42.076	36.492	26.823	2'16.180	174,0	12:01'40.738	8	29.987	42.171	36.770	27.207	2'16.135	180,7	12:03'56.988
9	29.785	41.605	35.976	26.992	2'14.358	181,9	12:03'55.096	9	30.094	41.093	36.427	27.208	2'14.822	179,2	12:06'11.810
10	30.235	40.791	36.376	26.522	2'13.924	172,9	12:06'09.020	10	30.001	41.641	39.251	27.922	2'18.815	176,6	12:08'30.625
11	30.333	41.298	36.129	26.258	2'14.018	169,9	12:08'23.038	11	30.321	40.801	36.315	26.876	2'14.313	172,6	12:10'44.938
12	30.380	40.818	36.517	27.571	2'15.286	174,0	12:10'38.324	12	30.459	41.245	36.853	26.936	2'15.493	169,7	12:13'00.431
13	30.080	40.489	35.919	26.653	2'13.141	174,9	12:12'51.465	35° 58 T. FINOCCHIARO (2'14.771)							
Lap	Seg.1	Seg.2	Seg.3	Seg.4	Lap Time	km/h	Local Time	Lap	Seg.1	Seg.2	Seg.3	Seg.4	Lap Time	km/h	Local Time
1							11:45'17.270	1							11:45'26.317
2	45.338	46.799	39.317	28.921	2'40.375P	138,6	11:47'57.645	2	42.212	44.534	38.357	28.340	2'33.443P	147,6	11:47'59.760
3	31.301	44.712	38.167	27.828	2'22.008	172,6	11:50'19.653	3	30.730	43.344	37.463	27.628	2'19.165	178,3	11:50'18.925
4	30.752	43.080	37.562	27.181	2'18.575C	176,3	11:52'38.228	4	30.358	42.635	38.189	27.608	2'18.790	181,3	11:52'37.715
5	30.265	42.855	36.768	27.609	2'17.497	176,9	11:54'55.725	5	30.380	42.422	36.641	27.346	2'16.789	179,5	11:54'54.504
6	30.693	43.010	37.207	27.038	2'17.948	174,3	11:57'13.673	6	30.468	42.664	36.611	26.783	2'16.526	178,9	11:57'11.030
7	30.116	42.123	36.622	26.740	2'15.601	174,0	11:59'29.274	31° 13 D. IOZZO (2'14.095)							
8	30.134	42.244	36.431	26.829	2'15.638	174,6	12:01'44.912	Lap	Seg.1	Seg.2	Seg.3	Seg.4	Lap Time	km/h	Local Time
9	30.076	41.379	36.255	26.493	2'14.203C	175,2	12:03'59.115	1		50.500	42.311	30.024		130,8	11:47'41.027
10	30.118	41.411	36.296	26.581	2'14.406	175,7	12:06'13.521	2	31.172	43.854	37.092	41.971	2'34.089	180,4	11:50'15.116
11	30.007	41.161	36.295	26.377	2'13.840	175,4	12:08'27.361	11/05/2018 P = Pits In/Out - C = Lap Time Cancelled							
12	29.799	41.028	36.134	26.586	2'13.547	176,6	12:10'40.908	These data/results cannot be reproduced, stored and/or transmitted in whole or in part by any manner of electronic, mechanical, photocopying, recording, broadcasting or otherwise now known or herein after developed without the previous express consent by the copyright owner, except for reproduction in daily press and regular printed publications on sale to the public within 60 days of the event related to those data/results and always provided that copyright symbol appears together as follows below.							
13	29.951	41.902	36.027	26.720	2'14.600	179,2	12:12'55.508	© DORNA WSBK ORGANIZATION Srl 2018							

11/05/2018

P = Pits In/Out - C = Lap Time Cancelled

These data/results cannot be reproduced, stored and/or transmitted in whole or in part by any manner of electronic, mechanical, photocopying, recording, broadcasting or otherwise now known or herein after developed without the previous express consent by the copyright owner, except for reproduction in daily press and regular printed publications on sale to the public within 60 days of the event related to those data/results and always provided that copyright symbol appears together as follows below.

© DORNA WSBK ORGANIZATION Srl 2018



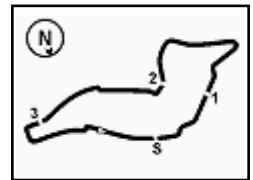
Official Fuel Supplier



Official Tyre Supplier



Official Timekeeper



PATA Italian Round, 11-12-13 May 2018

World Supersport 300 - Chronological Analysis Free Practice 1st Session

7	30.407	42.579	37.205	27.163	2'17.354	178,3	11:59'28.384	10	37.017	43.095	37.657	28.026	2'25.795C	166,5	12:08'11.028
8	30.240	42.713	36.615	28.108	2'17.676	176,9	12:01'46.060	11	31.023	42.610	37.592	28.434	2'19.659	175,2	12:10'30.687
9	30.112	41.464	36.372	26.823	2'14.771	178,3	12:04'00.831	12	31.212	42.853	38.279	28.245	2'20.589	171,3	12:12'51.276
10	29.915	42.300	36.380	26.809	2'15.404	178,9	12:06'16.235								
11	30.279	41.727	36.988	26.991	2'15.985	177,2	12:08'32.220								
12	31.358	41.898	36.616	26.991	2'16.863	179,5	12:10'49.083								

36° 96 I. PRATNA (2'14.799)

Lap	Seg.1	Seg.2	Seg.3	Seg.4	Lap Time	km/h	Local Time
1							11:45'02.087
2	48.126	43.788	38.625	28.615	2'39.154P	147,8	11:47'41.241
3	31.765	42.317	39.927	28.854	2'22.863	175,7	11:50'04.104
4	30.974	41.202	36.289	27.050	2'15.515	174,3	11:52'19.619
5	34.629	43.651	38.077	2'24.189	4'20.546P	175,4	11:56'40.165
6	43.189	44.994	36.219	36.729	2'41.131P	113,6	11:59'21.296
7	32.395	44.136	36.527	27.003	2'20.061	170,5	12:01'41.357
8	29.848	41.607	36.597	26.747	2'14.799	180,1	12:03'56.156
9	31.065	41.321	36.277	27.160	2'15.823	176,9	12:06'11.979
10	29.696	55.129	37.209	1'01.487	3'03.521P	179,8	12:09'15.500
11	38.505	41.363	36.647	26.480	2'22.995P	143,9	12:11'38.495
12	30.704	41.061	36.885	26.726	2'15.376C	172,1	12:13'53.871

37° 5 R. VOS (2'15.809)

Lap	Seg.1	Seg.2	Seg.3	Seg.4	Lap Time	km/h	Local Time
1							11:45'13.719
2	46.409	46.268	38.551	29.280	2'40.508P	126,4	11:47'54.227
3	31.310	43.879	38.381	28.827	2'22.397	172,1	11:50'16.624
4	31.162	42.899	38.113	28.218	2'20.392	174,0	11:52'37.016
5	30.713	42.421	37.238	27.663	2'18.035	176,9	11:54'55.051
6	30.155	42.809	38.152	27.372	2'18.488	177,8	11:57'13.539
7	30.068	41.787	37.154	27.865	2'16.874	174,3	11:59'30.413
8	29.994	41.942	36.937	27.570	2'16.443	175,7	12:01'46.856
9	29.981	41.626	37.180	27.022	2'15.809	181,3	12:04'02.665
10	30.396	44.461	36.532	27.357	2'18.746	177,2	12:06'21.411
11	31.030	47.139	37.160	1'36.265	3'31.594P	175,2	12:09'53.005
12	43.212	41.953	36.984	27.957	2'30.106P	135,8	12:12'23.111

38° 44 S. LOCHOFF (2'17.463)

Lap	Seg.1	Seg.2	Seg.3	Seg.4	Lap Time	km/h	Local Time
1							11:45'18.379
2	44.601	46.952	39.243	29.342	2'40.138P	135,8	11:47'58.517
3	31.995	44.854	37.970	28.952	2'23.771	177,2	11:50'22.288
4	31.311	44.634	37.587	28.861	2'22.393	176,3	11:52'44.681
5	30.649	43.584	37.474	28.420	2'20.127	178,9	11:55'04.808
6	31.000	43.407	37.524	28.245	2'20.176	173,7	11:57'24.984
7	30.990	43.160	37.534	28.281	2'19.965	172,9	11:59'44.949
8	31.063	42.808	37.298	27.878	2'19.047	174,9	12:02'03.996
9	30.756	42.925	37.407	28.222	2'19.310	173,2	12:04'23.306
10	30.973	42.599	37.829	27.878	2'19.279	173,5	12:06'42.585
11	30.940	41.998	37.226	27.824	2'17.988	173,7	12:09'00.573
12	30.757	42.216	37.158	27.892	2'18.023	172,9	12:11'18.596
13	30.752	41.791	37.521	27.399	2'17.463	173,2	12:13'36.059

39° 79 T. ALONSO (2'19.659)

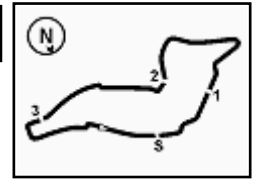
Lap	Seg.1	Seg.2	Seg.3	Seg.4	Lap Time	km/h	Local Time
1							11:45'34.786
2	49.747	55.550	42.708	30.863	2'58.868P	140,5	11:48'33.654
3	32.928	47.328	38.626	29.089	2'27.971	171,5	11:51'01.625
4	32.316	44.765	38.669	28.991	2'24.741	171,0	11:53'26.366
5	31.826	43.895	38.119	28.513	2'22.353	170,7	11:55'48.719
6	31.293	43.346	38.098	29.932	2'22.669C	171,8	11:58'11.388
7	36.131	43.425	38.015	28.173	2'25.744C	163,3	12:00'37.132
8	31.319	43.287	38.366	28.549	2'21.521	171,0	12:02'58.653
9	55.715	44.443	38.074	28.348	2'46.580C	175,7	12:05'45.233

11/05/2018 P = Pits In/Out - C = Lap Time Cancelled

These data/results cannot be reproduced, stored and/or transmitted in whole or in part by any manner of electronic, mechanical, photocopying, recording, broadcasting or otherwise now known or herein after developed without the previous express consent by the copyright owner, except for reproduction in daily press and regular printed publications on sale to the public within 60 days of the event related to those data/results and always provided that copyright symbol appears together as follows below.

© DORNA WSBK ORGANIZATION Srl 2018

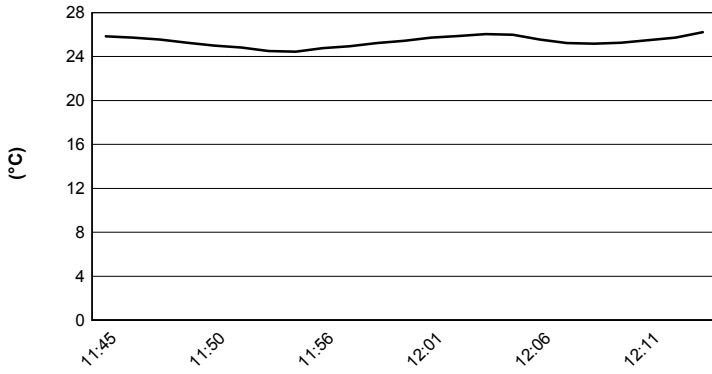




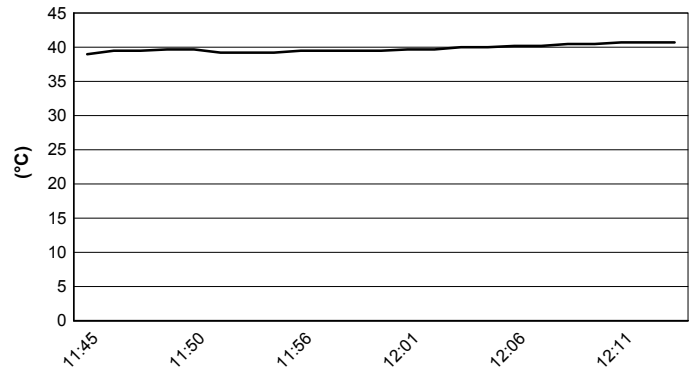
Imola Circuit 4.936 m

PATA Italian Round, 11-12-13 May 2018
World Supersport 300 - Weather Report Free Practice 1st Session
 Session started 11:45 - Session ended 12:16

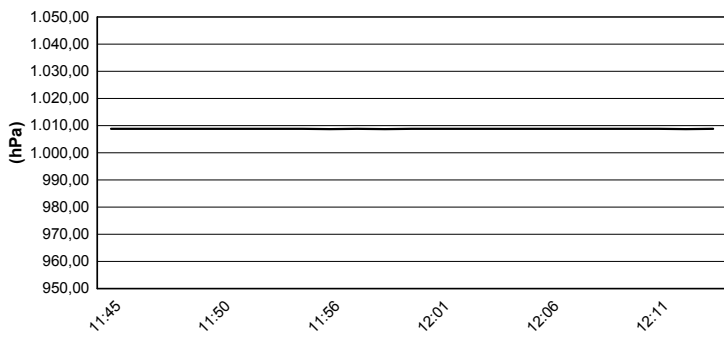
Air Temperature



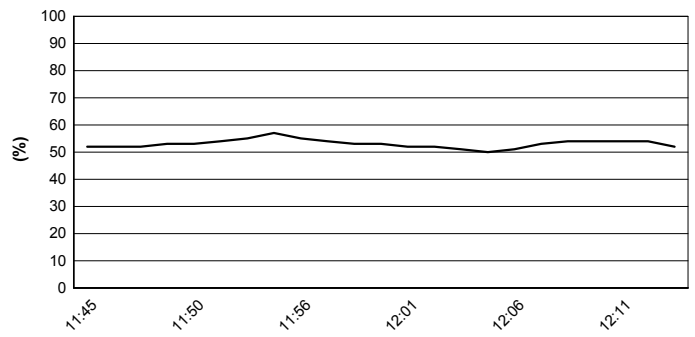
Track Temperature



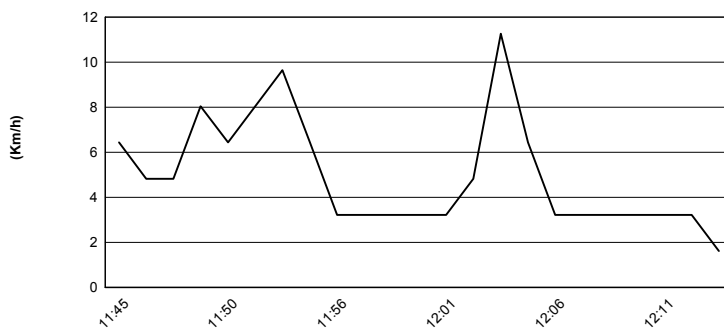
Air Pressure



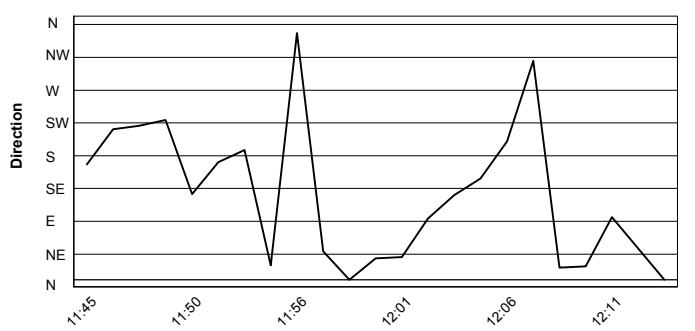
Humidity



Wind Speed



Wind Direction



11/05/2018

These data/results cannot be reproduced, stored and/or transmitted in whole or in part by any manner of electronic, mechanical, photocopying, recording, broadcasting or otherwise now known or herein after developed without the previous express consent by the copyright owner, except for reproduction in daily press and regular printed publications on sale to the public within 60 days of the event related to those data/results and always provided that copyright symbol appears together as follows below.

© DORNA WSBK ORGANIZATION Srl 2018



Official Fuel Supplier



FICR PERUGIA TIMING

Official Tyre Supplier



Official Timekeeper