

Imola Circuit 4.936 m

PATA Italian Round, 11-12-13 May 2018

World Supersport 300 - Chronological Analysis Free Practice 1st Session

1 / 5

1° 2 A. CARRASCO (2'08.113)							
Lap	Seg.1	Seg.2	Seg.3	Seg.4	Lap Time	km/h	Local Time
1							11:46'27.727
2	45.699	45.625	37.331	27.439	2'36.094P	147,6	11:49'03.821
3	29.870	41.080	35.780	26.569	2'13.299	174,3	11:51'17.120
4	29.430	40.701	35.373	26.323	2'11.827	184,1	11:53'28.947
5	29.013	40.250	35.022	25.999	2'10.284	185,7	11:55'39.231
6	28.810	39.890	35.230	5'27.719	7'11.649P	184,7	12:02'50.880
7	45.587	41.588	35.378	26.052	2'28.605P	127,4	12:05'19.485
8	28.401	39.600	34.719	25.812	2'08.532	190,3	12:07'28.017
9	28.261	39.563	34.640	25.649	2'08.113	190,6	12:09'36.130
10	28.388	40.516	35.531	25.943	2'10.378	191,6	12:11'46.508

2° 51 M. BASTIANELLI (2'08.582)							
Lap	Seg.1	Seg.2	Seg.3	Seg.4	Lap Time	km/h	Local Time
1							11:45'36.994
2	48.649	46.283	40.642	27.874	2'43.448P	143,7	11:48'20.442
3	30.616	40.752	36.352	26.600	2'14.320	180,7	11:50'34.762
4	29.471	40.386	35.680	26.287	2'11.824	182,9	11:52'46.586
5	29.083	39.712	35.478	25.942	2'10.215	186,7	11:54'56.801
6	29.084	42.266	36.549	2'44.153	4'32.052P	189,6	11:59'28.853
7	46.680	40.867	35.600	26.179	2'29.326P	124,7	12:01'58.179
8	29.295	39.861	35.032	25.736	2'09.924C	184,7	12:04'08.103
9	28.810	39.217	34.935	25.620	2'08.582	184,7	12:06'16.685
10	29.007	40.203	35.316	26.501	2'11.027	187,3	12:08'27.712
11	28.836	40.754	35.473	25.867	2'10.930	185,7	12:10'38.642
12	29.003	39.522	34.969	29.515	2'13.009C	182,6	12:12'51.651

3° 6 R. SCHOTMAN (2'09.047)							
Lap	Seg.1	Seg.2	Seg.3	Seg.4	Lap Time	km/h	Local Time
1							11:46'08.960
2	46.127	42.283	36.415	26.943	2'31.768P	132,0	11:48'40.728
3	29.586	40.357	37.634	26.441	2'14.018	179,8	11:50'54.746
4	29.322	39.683	35.367	26.549	2'10.921	181,0	11:53'05.667
5	29.397	40.222	35.387	26.274	2'11.280	180,1	11:55'16.947
6	29.192	39.473	35.010	25.911	2'09.586	180,7	11:57'26.533
7	29.218	39.648	35.388	25.959	2'10.213	180,7	11:59'36.746
8	28.951	39.471	35.077	25.840	2'09.339	181,9	12:01'46.085
9	28.725	39.550	34.801	25.971	2'09.047	185,1	12:03'55.132
10	29.058	40.483	41.390	1'49.758	3'40.689P	181,0	12:07'35.821
11	46.574	40.556	36.218	26.035	2'29.383P	103,9	12:10'05.204
12	30.957	39.967	35.007	25.844	2'11.775	181,0	12:12'16.979

4° 14 E. DE LA VEGA (2'09.114)							
Lap	Seg.1	Seg.2	Seg.3	Seg.4	Lap Time	km/h	Local Time
1							11:45'36.685
2	49.327	46.549	37.340	27.031	2'40.247P	138,2	11:48'16.932
3	29.905	40.867	35.964	27.343	2'14.079	181,0	11:50'31.011
4	29.424	40.620	35.500	27.106	2'12.650	182,2	11:52'43.661
5	29.585	41.160	35.629	26.242	2'12.616	179,2	11:54'56.277
6	29.112	41.146	35.872	26.026	2'12.156	181,9	11:57'08.433
7	29.252	40.124	35.493	25.945	2'10.814	178,0	11:59'19.247
8	29.426	40.210	35.473	25.813	2'10.922	178,3	12:01'30.169
9	29.099	39.972	35.262	25.816	2'10.149	180,1	12:03'40.318
10	29.088	39.717	35.074	25.643	2'09.522	181,0	12:05'49.840
11	28.981	39.602	34.795	25.736	2'09.114	181,3	12:07'58.954
12	28.645	40.523	35.421	26.905	2'11.494	186,7	12:10'10.448
13	29.210	39.534	35.408	26.184	2'10.336	178,3	12:12'20.784

5° 20 D. LOUREIRO (2'09.404)							
Lap	Seg.1	Seg.2	Seg.3	Seg.4	Lap Time	km/h	Local Time
1							11:49'55.706
2					2'12.259		11:52'07.965
3					2'13.215		11:54'21.180

4					2'11.011		11:56'32.191
5					6'19.975P		12:02'52.166
6	44.477	41.042	35.533	26.005	2'27.057P	130,8	12:05'19.223
7	28.957	39.895	35.287	25.928	2'10.067	184,7	12:07'29.290
8	28.968	39.566	35.112	25.758	2'09.404	185,1	12:09'38.694
9	28.722	39.365	35.368	26.135	2'09.590	185,7	12:11'48.284

6° 8 M. PEREZ (2'09.447)							
Lap	Seg.1	Seg.2	Seg.3	Seg.4	Lap Time	km/h	Local Time
1							11:45'57.457
2	45.823	44.753	38.220	27.324	2'36.120P	143,3	11:48'33.577
3	29.982	41.152	35.916	26.627	2'13.677	179,5	11:50'47.254
4	29.305	40.972	35.393	26.171	2'11.841	182,9	11:52'59.095
5	29.089	40.265	35.357	26.036	2'10.747	182,6	11:55'09.842
6	29.106	39.877	35.005	25.839	2'09.827	182,6	11:57'19.669
7	29.316	40.268	37.031	3'47.440	5'34.055P	181,9	12:02'53.724
8	41.128	40.797	35.398	25.848	2'23.171P	146,2	12:05'16.895
9	29.214	39.763	34.879	25.591	2'09.447	181,3	12:07'26.342
10	32.677	41.311	35.040	3'11.849	5'00.877	178,3	12:12'27.219

7° 55 G. HENDRA PRATAMA (2'09.500)							
Lap	Seg.1	Seg.2	Seg.3	Seg.4	Lap Time	km/h	Local Time
1							11:45'40.314
2	44.253	43.654	42.888	26.864	2'37.659P	145,5	11:48'17.973
3	29.485	40.926	35.666	26.712	2'12.789	181,9	11:50'30.762
4	29.892	40.614	35.689	28.077	2'14.272C	181,3	11:52'45.034
5	30.652	41.122	35.671	26.136	2'13.581	175,7	11:54'58.615
6	29.690	40.833	37.281	1'34.322	3'22.126P	176,9	11:58'20.741
7	40.492	44.745	36.765	26.541	2'28.543P	140,9	12:00'49.284
8	29.718	40.325	35.604	26.083	2'11.730	174,6	12:03'01.014
9	29.976	41.491	39.634	26.027	2'17.128C	175,7	12:05'18.142
10	29.166	39.647	34.987	25.700	2'09.500	179,2	12:07'27.642
11	29.154	39.938	34.982	25.967	2'10.041	180,1	12:09'37.683
12	29.039	39.509	35.336	25.686	2'09.570	179,8	12:11'47.253

8° 21 B. SANCHEZ (2'09.604)							
Lap	Seg.1	Seg.2	Seg.3	Seg.4	Lap Time	km/h	Local Time
1							11:46'26.096
2	49.202	43.503	37.139	27.385	2'37.229P	122,0	11:49'03.325
3	29.960	41.264	36.187	26.859	2'14.270	178,6	11:51'17.595
4	29.570	40.806	35.718	26.473	2'12.567	184,4	11:53'30.162
5	29.340	40.635	35.521	1'27.387	3'12.883P	182,2	11:56'43.045
6	40.942	40.959	35.733	26.612	2'24.246P	128,5	11:59'07.291
7	29.049	40.321	35.213	26.552	2'11.135	183,8	12:01'18.426
8	29.085	40.661	35.637	26.303	2'11.686	183,5	12:03'30.112
9	30.907	40.830	39.241	26.788	2'17.766	163,0	12:05'47.878
10	29.040	40.102	36.046	26.861	2'12.049	186,0	12:07'59.927
11	29.047	39.899	35.121	26.894	2'10.961	186,3	12:10'10.888
12	28.875	39.677	34.981	26.071	2'09.604	184,4	12:12'20.492

9° 22 N. KALININ (2'09.643)							
Lap	Seg.1	Seg.2	Seg.3	Seg.4	Lap Time	km/h	Local Time
1							11:45'36.237
2	49.663	46.521	37.122	27.212	2'40.518P	139,8	11:48'16.755
3	29.880	40.789	35.981	27.511	2'14.161	181,6	11:50'30.916
4	29.249	40.774	35.316	27.420	2'12.759	183,5	11:52'43.675
5	30.500	41.075	35.975	26.170	2'13.720	175,7	11:54'57.395
6	28.966	42.096	37.829	49.737	2'38.628P	184,4	11:57'36.023
7	48.514	42.893	36.107	3'11.048	5'18.562P	111,3	12:02'54.585
8	40.613	40.740	35.416	26.252	2'23.021P	146,6	12:05'17.606
9	28.887	39.918	35.220	25.618	2'09.643	183,2	12:07'27.249
10	29.181	40.086	35.027	25.717	2'10.011	182,6	12:09'37.260
11	28.915	39.745	35.463	25.577	2'09.700	184,1	12:11'46.960

11/05/2018 P = Pits In/Out - C = Lap Time Cancelled

These data/results cannot be reproduced, stored and/or transmitted in whole or in part by any manner of electronic, mechanical, photocopying, recording, broadcasting or otherwise now known or herein after developed without the previous express consent by the copyright owner, except for reproduction in daily press and regular printed publications on sale to the public within 60 days of the event related to those data/results and always provided that copyright symbol appears together as follows below.

© DORNA WSBK ORGANIZATION Srl 2018



Official Fuel Supplier

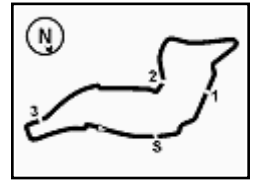


FKR PERGOIA TIMING

Official Tyre Supplier



Official Timekeeper



PATA Italian Round, 11-12-13 May 2018

World Supersport 300 - Chronological Analysis Free Practice 1st Session

10° 95 S. DEROUE (2'10.513)							
Lap	Seg.1	Seg.2	Seg.3	Seg.4	Lap Time	km/h	Local Time
1							11:45'46.002
2	41.825	43.463	37.249	27.133	2'29.670P	149,3	11:48'15.672
3	29.906	41.330	36.095	26.570	2'13.901	179,8	11:50'29.573
4	29.634	41.261	37.494	27.378	2'15.767	179,8	11:52'45.340
5	29.170	40.313	35.581	26.294	2'11.358	189,3	11:54'56.698
6	29.134	41.595	36.055	2'39.431	4'26.215P	192,0	11:59'22.913
7	40.710	41.317	35.537	26.336	2'23.900CP	150,1	12:01'46.813
8	29.269	39.923	35.233	26.088	2'10.513	187,0	12:03'57.326
9	29.614	40.779	35.792	26.845	2'13.030	191,6	12:06'10.356
10	29.709	39.987	35.557	26.152	2'11.405	182,9	12:08'21.761
11	29.371	39.979	35.212	25.970	2'10.532	181,6	12:10'32.293
12	29.854	42.998	36.317	31.607	2'20.776	183,2	12:12'53.069

2	41.254	43.799	37.189	27.478	2'29.720P	149,7	11:48'16.147
3	29.804	41.022	36.191	26.719	2'13.736	179,8	11:50'29.883
4	29.462	40.874	35.411	26.229	2'11.976	181,0	11:52'41.859
5	29.640	40.207	35.368	26.394	2'11.609	178,3	11:54'53.468
6	30.150	43.611	36.611	1'24.681	3'15.053P	178,6	11:58'08.521
7	48.803	47.328	35.875	26.436	2'38.442P	126,4	12:00'46.963
8	29.428	40.174	35.382	26.552	2'11.536	178,0	12:02'58.499
9	31.388	40.787	35.427	26.603	2'14.205	177,2	12:05'12.704
10	29.319	40.140	35.178	26.201	2'10.838	178,3	12:07'23.542
11	29.340	40.496	35.375	26.103	2'11.314	178,6	12:09'34.856
12	29.497	40.259	35.260	25.929	2'10.945	177,5	12:11'45.801

11° 43 L. GRUNWALD (2'10.524)							
Lap	Seg.1	Seg.2	Seg.3	Seg.4	Lap Time	km/h	Local Time
1							11:45'10.243
2	44.528	43.227	36.868	27.251	2'31.874P	147,8	11:47'42.117
3	30.547	41.424	35.606	26.858	2'14.435	185,1	11:49'56.552
4	29.300	40.627	35.573	26.517	2'12.017	182,2	11:52'08.569
5	29.014	40.776	35.824	26.409	2'12.023	182,6	11:54'20.592
6	29.531	40.249	35.439	26.517	2'11.736	177,8	11:56'32.328
7	30.101	41.220	36.213	48.558	2'36.092P	178,6	11:59'08.420
8	1'30.389	47.127	36.689	27.760	3'21.965P	89,8	12:02'30.385
9	29.384	40.641	35.491	26.023	2'11.539	181,3	12:04'41.924
10	29.297	39.954	35.351	26.100	2'10.612	180,1	12:06'52.536
11	29.182	40.014	35.228	26.100	2'10.524	178,9	12:09'03.060
12	29.142	39.921	35.320	26.305	2'10.688	181,0	12:11'13.748
13	29.282	39.897	39.349	31.831	2'20.359	178,6	12:13'34.107

15° 99 P. GRASSIA (2'10.911)							
Lap	Seg.1	Seg.2	Seg.3	Seg.4	Lap Time	km/h	Local Time
1							11:45'39.741
2	47.248	45.956	37.820	26.891	2'37.915P	133,4	11:48'17.656
3	30.131	40.782	36.133	26.437	2'13.483	176,9	11:50'31.139
4	29.634	40.639	36.091	26.346	2'12.710	182,6	11:52'43.849
5	29.885	40.275	35.823	26.078	2'12.061	178,9	11:54'55.910
6	29.657	44.063	36.202	2'02.443	3'52.365P	177,8	11:58'48.275
7	51.815	40.691	35.940	26.138	2'34.584P	73,8	12:01'22.859
8	29.660	40.197	35.646	26.074	2'11.577	176,9	12:03'34.436
9	29.629	40.010	35.417	26.364	2'11.420	178,3	12:05'45.856
10	29.360	40.286	35.629	26.436	2'11.711	181,9	12:07'57.567
11	31.949	40.954	35.618	26.131	2'14.652	179,8	12:10'12.219
12	29.486	40.342	35.300	25.783	2'10.911	179,8	12:12'23.130

12° 81 M. GONZALEZ (2'10.632)							
Lap	Seg.1	Seg.2	Seg.3	Seg.4	Lap Time	km/h	Local Time
1							11:45'33.431
2	41.186	43.524	37.091	27.150	2'28.951P	146,2	11:48'02.382
3	30.126	42.144	36.065	26.494	2'14.829	177,2	11:50'17.211
4	29.655	41.712	36.264	27.423	2'15.054	179,8	11:52'32.265
5	30.077	40.969	35.649	26.225	2'12.920	177,5	11:54'45.185
6	29.428	40.639	35.594	25.968	2'11.629	179,2	11:56'56.814
7	29.081	41.458	35.579	26.169	2'12.287	180,4	11:59'09.101
8	29.064	40.436	35.006	26.130	2'10.636	180,4	12:01'19.737
9	29.291	40.463	35.424	26.193	2'11.371	178,6	12:03'31.108
10	29.716	40.655	38.869	26.305	2'15.545	184,1	12:05'46.653
11	29.105	40.328	35.215	25.984	2'10.632	181,0	12:07'57.285
12	31.855	41.163	35.018	26.033	2'14.069	177,2	12:10'11.354
13	29.015	40.223	35.173	26.273	2'10.684	187,6	12:12'22.038

16° 93 W. KHAN (2'11.016)							
Lap	Seg.1	Seg.2	Seg.3	Seg.4	Lap Time	km/h	Local Time
1							11:45'00.753
2	48.465	43.549	39.254	29.189	2'40.457P	147,6	11:47'41.210
3	31.263	42.195	36.285	26.886	2'16.629	181,0	11:49'57.839
4	30.274	41.533	36.234	26.326	2'14.367C	180,7	11:52'12.206
5	29.744	41.006	36.246	26.490	2'13.486	182,2	11:54'25.692
6	30.086	40.840	35.809	26.185	2'12.920	178,9	11:56'38.612
7	29.655	40.599	35.838	26.083	2'12.175	179,5	11:58'50.787
8	29.601	40.744	35.842	26.032	2'12.219	179,2	12:01'03.006
9	29.356	40.988	36.007	26.104	2'12.455	182,2	12:03'15.461
10	29.967	42.920	41.315	27.442	2'21.644	178,9	12:05'37.105
11	29.546	40.465	35.447	26.033	2'11.491	183,8	12:07'48.596
12	29.508	40.142	35.236	26.130	2'11.016	182,6	12:09'59.612
13	30.474	41.040	35.460	26.222	2'13.196	181,0	12:12'12.808

13° 85 K. SABATUCCI (2'10.747)							
Lap	Seg.1	Seg.2	Seg.3	Seg.4	Lap Time	km/h	Local Time
1							11:45'16.039
2	43.221	43.487	37.912	27.933	2'32.553P	147,4	11:47'48.592
3	30.515	41.232	36.456	27.172	2'15.375	179,5	11:50'03.967
4	30.496	41.015	36.497	26.441	2'14.449	174,9	11:52'18.416
5	34.773	42.228	37.258	4'09.452	6'03.711P	158,2	11:58'22.127
6	38.963	41.695	36.444	26.600	2'23.702P	148,2	12:00'45.829
7	29.953	40.598	35.768	26.514	2'12.833	176,0	12:02'58.662
8	29.766	40.409	35.859	26.260	2'12.294	179,5	12:05'10.956
9	29.770	40.476	35.761	25.946	2'11.953	176,9	12:07'22.909
10	29.759	41.144	35.267	26.083	2'12.253	176,9	12:09'35.162
11	29.429	40.227	35.454	25.637	2'10.747	180,1	12:11'45.909

17° 71 T. EDWARDS (2'11.043)							
Lap	Seg.1	Seg.2	Seg.3	Seg.4	Lap Time	km/h	Local Time
1							11:45'04.558
2	45.273	44.011	1'33.645	3'50.009	6'52.938P	147,8	11:51'57.496
3	42.288	42.872	36.848	26.674	2'28.682P	149,5	11:54'26.178
4	30.029	40.824	35.701	26.214	2'12.768	182,6	11:56'38.946
5	29.474	40.978	35.819	26.867	2'13.138	186,3	11:58'52.084
6	29.568	40.378	35.583	25.877	2'11.406	181,9	12:01'03.490
7	29.000	40.507	36.060	26.243	2'11.810	185,7	12:03'15.300
8	29.990	43.939	40.117	27.464	2'21.510	181,6	12:05'36.810
9	29.403	40.322	35.460	25.858	2'11.043	182,2	12:07'47.853
10	29.238	40.173	35.484	26.386	2'11.281	181,0	12:09'59.134
11	31.501	40.895	35.885	26.429	2'14.710	180,4	12:12'13.844

14° 33 D. VALLE (2'10.838)							
Lap	Seg.1	Seg.2	Seg.3	Seg.4	Lap Time	km/h	Local Time
1							11:45'46.427

18° 11 K. ARDUINI (2'11.092)							
Lap	Seg.1	Seg.2	Seg.3	Seg.4	Lap Time	km/h	Local Time
1							11:46'06.479
2	42.219	44.142	37.477	27.352	2'31.190P	139,3	11:48'37.669
3	30.441	41.124	36.387	26.514	2'14.466	170,5	11:50'52.135
4	30.455	40.731	36.243	26.426	2'13.855	171,5	11:53'05.990
5	30.196	40.246	36.091	26.200	2'12.733	175,7	11:55'18.723

11/05/2018 P = Pits In/Out - C = Lap Time Cancelled

These data/results cannot be reproduced, stored and/or transmitted in whole or in part by any manner of electronic, mechanical, photocopying, recording, broadcasting or otherwise now known or herein after developed without the previous express consent by the copyright owner, except for reproduction in daily press and regular printed publications on sale to the public within 60 days of the event related to those data/results and always provided that copyright symbol appears together as follows below.

© DORNA WSBK ORGANIZATION Srl 2018



Official Fuel Supplier

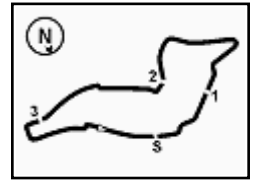


FKR PERUGIA TIMING

Official Tyre Supplier



Official Timekeeper



Imola Circuit 4.936 m

PATA Italian Round, 11-12-13 May 2018

World Supersport 300 - Chronological Analysis Free Practice 1st Session

3 / 5

Lap	Seg.1	Seg.2	Seg.3	Seg.4	Lap Time	km/h	Local Time
6	29.994	40.065	35.953	26.141	2'12.153	171,0	11:57'30.876
7	29.925	39.941	35.973	26.182	2'12.021	169,9	11:59'42.897
8	30.043	40.207	35.659	26.103	2'12.012	174,0	12:01'54.909
9	29.761	40.196	35.760	26.132	2'11.849	176,3	12:04'06.758
10	29.849	40.229	35.631	25.856	2'11.565	172,1	12:06'18.323
11	29.536	40.017	35.511	26.028	2'11.092	173,2	12:08'29.415
12	29.629	39.924	35.723	26.254	2'11.530	175,4	12:10'40.945
13	29.441	40.085	35.628	26.469	2'11.623C	175,2	12:12'52.568

19° 17 K. MEUFFELS (2'11.133)							
Lap	Seg.1	Seg.2	Seg.3	Seg.4	Lap Time	km/h	Local Time
1							11:45'15.069
2	43.507	44.067	37.434	28.367	2'33.375P	143,1	11:47'48.444
3	30.663	42.123	36.024	27.178	2'15.988	179,8	11:50'04.432
4	30.226	41.217	36.305	27.302	2'15.050	182,6	11:52'19.482
5	30.375	41.869	36.142	27.019	2'15.405	179,2	11:54'34.887
6	29.583	41.495	36.130	26.860	2'14.068	180,7	11:56'48.955
7	29.783	41.547	36.797	26.670	2'14.797	180,1	11:59'03.752
8	29.642	41.116	36.220	26.664	2'13.642	180,1	12:01'17.394
9	29.409	41.026	36.183	26.536	2'13.154	181,6	12:03'30.548
10	31.187	40.550	36.285	26.422	2'14.444	174,0	12:05'44.992
11	29.859	40.926	35.719	26.355	2'12.859	178,0	12:07'57.851
12	29.596	40.515	35.578	27.290	2'12.979	176,9	12:10'10.830
13	29.186	39.974	35.498	26.475	2'11.133	180,7	12:12'21.963

20° 12 A. RUSMIPUTRO (2'11.187)							
Lap	Seg.1	Seg.2	Seg.3	Seg.4	Lap Time	km/h	Local Time
1							11:45'40.826
2	44.692	43.993	38.383	28.329	2'35.397P	139,3	11:48'16.223
3	30.285	40.623	36.171	26.852	2'13.931	183,2	11:50'30.154
4	29.638	40.849	35.839	27.385	2'13.711	184,1	11:52'43.865
5	29.912	43.483	35.992	27.184	2'16.571C	185,4	11:55'00.436
6	35.328	41.446	36.323	2'36.913	4'30.010CP	160,8	11:59'30.446
7	41.183	42.355	36.407	28.353	2'28.298P	146,0	12:01'58.744
8	29.557	40.278	35.869	1'14.542	3'00.246P	181,0	12:04'58.990
9	43.462	46.034	36.489	26.483	2'32.468P	119,5	12:07'31.458
10	29.674	40.151	35.250	26.112	2'11.187	179,5	12:09'42.645
11	32.365	53.216	39.532	26.376	2'31.489	177,5	12:12'14.134

21° 69 M. HERRERA (2'11.227)							
Lap	Seg.1	Seg.2	Seg.3	Seg.4	Lap Time	km/h	Local Time
1							11:45'46.982
2	41.494	44.675	39.902	28.667	2'34.738P	149,5	11:48'21.720
3	31.230	42.130	37.812	27.732	2'18.904	172,9	11:50'40.624
4	30.913	41.785	36.920	27.474	2'17.092	176,9	11:52'57.716
5	30.664	40.966	36.280	26.927	2'14.837	176,6	11:55'12.553
6	30.066	40.871	36.247	26.717	2'13.901	177,8	11:57'26.454
7	30.091	40.827	36.026	26.506	2'13.450	177,5	11:59'39.904
8	29.869	41.121	35.899	26.602	2'13.491	177,5	12:01'53.395
9	29.783	40.587	36.086	27.212	2'13.668	179,2	12:04'07.063
10	29.768	40.862	35.755	26.285	2'12.670	173,2	12:06'19.733
11	29.666	39.959	35.585	26.017	2'11.227	180,1	12:08'30.960
12	29.634	40.038	35.099	26.751	2'11.522	178,0	12:10'42.482
13	29.647	40.018	35.500	26.293	2'11.458	179,5	12:12'53.940

22° 19 L. BERNARDI (2'11.300)							
Lap	Seg.1	Seg.2	Seg.3	Seg.4	Lap Time	km/h	Local Time
1							11:45'03.153
2	45.871	43.891	38.370	27.604	2'35.736P	147,4	11:47'38.889
3	30.718	40.839	36.297	26.720	2'14.574	171,8	11:49'53.463
4	29.977	40.601	36.088	26.467	2'13.133	173,2	11:52'06.596
5	30.012	42.388	36.687	26.272	2'15.359	173,5	11:54'21.955
6	29.350	40.298	35.377	26.275	2'11.300	178,9	11:56'33.255
7	29.406	40.539	37.315	26.501	2'13.761	176,9	11:58'47.016

23° 28 D. KOOPMAN (2'11.352)							
Lap	Seg.1	Seg.2	Seg.3	Seg.4	Lap Time	km/h	Local Time
1							11:45'07.919
2	44.445	44.442	37.791	27.900	2'34.578P	145,5	11:47'42.497
3	30.639	42.573	36.703	27.116	2'17.031	181,3	11:49'59.528
4	30.335	41.517	36.448	27.131	2'15.431C	175,2	11:52'14.959
5	42.832	40.980	36.506	26.915	2'27.233C	164,5	11:54'42.192
6	29.606	41.229	35.963	26.815	2'13.613	181,9	11:56'55.805
7	29.666	40.554	35.890	26.352	2'12.462	175,4	11:59'08.267
8	29.273	40.419	35.818	26.632	2'12.142	182,2	12:01'20.409
9	29.390	40.105	36.130	26.366	2'11.991	180,4	12:03'32.400
10	29.543	40.568	36.774	26.480	2'13.365	179,5	12:05'45.765
11	29.558	41.046	35.842	26.357	2'12.803	177,5	12:07'58.568
12	29.448	40.287	35.804	26.972	2'12.511	181,6	12:10'11.079
13	29.168	40.093	35.638	26.453	2'11.352	184,4	12:12'22.431

24° 97 M. KAPPLER (2'11.575)							
Lap	Seg.1	Seg.2	Seg.3	Seg.4	Lap Time	km/h	Local Time
1							11:45'12.595
2	43.655	43.741	37.963	1'43.754	13'49.113P	145,7	11:59'01.708
3	45.282	42.036	35.688	26.567	2'29.573P	148,5	12:01'31.281
4	29.543	41.122	35.993	26.738	2'13.396	183,5	12:03'44.677
5	29.760	40.952	35.681	26.281	2'12.674	182,2	12:05'57.351
6	29.566	40.566	35.790	26.692	2'12.614	181,0	12:08'09.965
7	29.545	40.463	35.548	26.266	2'11.822	181,0	12:10'21.787
8	29.560	40.276	35.816	25.923	2'11.575	180,1	12:12'33.362

25° 18 A. MURLEY (2'11.778)							
Lap	Seg.1	Seg.2	Seg.3	Seg.4	Lap Time	km/h	Local Time
1							11:45'16.710
2	43.527	44.814	38.026	28.560	2'34.927P	144,7	11:47'51.637
3	31.016	42.425	36.839	27.507	2'17.787	170,2	11:50'09.424
4	30.337	41.534	36.718	27.185	2'15.774	174,0	11:52'25.198
5	29.679	41.516	36.422	26.994	2'14.611C	180,4	11:54'39.809
6	33.733	41.938	36.162	3'48.870	5'40.703CP	167,0	12:00'20.512
7	48.341	43.111	38.531	28.890	2'38.873P	125,2	12:02'59.385
8	29.962	40.667	35.847	26.966	2'13.442	180,1	12:05'12.827
9	29.582	40.258	35.735	26.203	2'11.778	179,8	12:07'24.605
10	29.530	40.280	35.813	26.330	2'11.953	176,6	12:09'36.558
11	29.393	40.353	35.716	25.763	2'11.225C	178,3	12:11'47.783

26° 41 J. JÄHNIG (2'11.920)							
Lap	Seg.1	Seg.2	Seg.3	Seg.4	Lap Time	km/h	Local Time
1							11:45'14.237
2	45.546	46.215	38.421	29.353	2'39.535P	143,3	11:47'53.772
3	30.436	42.022	36.895	27.668	2'17.021	178,9	11:50'10.793
4	29.627	40.963	36.227	27.309	2'14.126	181,9	11:52'24.919
5	29.607	41.061	36.787	27.117	2'14.572	181,6	11:54'39.491
6	29.756	40.948	36.194	26.911	2'13.809	180,1	11:56'53.300
7	29.568	40.651	36.021	26.548	2'12.788	179,2	11:59'06.088
8	29.483	40.662	35.961	26.647	2'12.753	179,5	12:01'18.841
9	29.109	40.399	35.778	26.665	2'11.951	183,2	12:03'30.792
10	30.836	40.378	37.059	26.291	2'14.564	185,4	12:05'45.356
11	29.356	40.384	35.659	26.521	2'11.920	181,9	12:07'57.276
12	29.971	40.466	35.707	26.859	2'13.003	174,0	12:10'10.279
13	31.293	40.929	35.693	26.481	2'14.396	165,0	12:12'24.675

11/05/2018 P = Pits In/Out - C = Lap Time Cancelled

These data/results cannot be reproduced, stored and/or transmitted in whole or in part by any manner of electronic, mechanical, photocopying, recording, broadcasting or otherwise now known or herein after developed without the previous express consent by the copyright owner, except for reproduction in daily press and regular printed publications on sale to the public within 60 days of the event related to those data/results and always provided that copyright symbol appears together as follows below.

© DORNA WSBK ORGANIZATION Srl 2018



Official Fuel Supplier

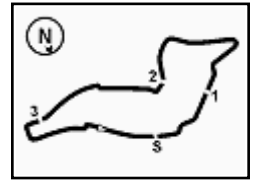


FKR PERGOIA TIMING

Official Tyre Supplier



Official Timekeeper



Imola Circuit 4.936 m

PATA Italian Round, 11-12-13 May 2018

World Supersport 300 - Chronological Analysis Free Practice 1st Session

4 / 5

27° 27 F. ROVELLI (2'12.018)							
Lap	Seg.1	Seg.2	Seg.3	Seg.4	Lap Time	km/h	Local Time
1							11:45'25.090
2	43.110	43.699	37.244	28.124	2'32.177P	148,2	11:47'57.267
3	30.821	41.445	36.837	27.619	2'16.722	174,6	11:50'13.989
4	30.061	41.314	36.405	26.982	2'14.762	180,4	11:52'28.751
5	29.661	40.746	35.894	26.885	2'13.186	181,3	11:54'41.937
6	29.710	41.135	35.805	27.418	2'14.068	178,9	11:56'56.005
7	29.626	40.602	35.193	26.597	2'12.018	173,5	11:59'08.023
8	29.353	40.355	36.631	2'25.046	4'11.385P	181,3	12:03'19.408
9	47.160	44.068	37.075	2'54.138	5'02.441P		12:08'21.849
10	46.257	42.279	43.283	27.227	2'39.046P	145,7	12:11'00.895
11	30.145	41.109	39.386	26.881	2'17.521	176,9	12:13'18.416

28° 54 F. FULIGNI (2'13.097)							
Lap	Seg.1	Seg.2	Seg.3	Seg.4	Lap Time	km/h	Local Time
1							11:45'04.256
2	45.593	43.281	38.363	28.066	2'35.303P	147,2	11:47'39.559
3	30.755	41.183	36.950	27.797	2'16.685	174,6	11:49'56.244
4	30.111	40.722	36.578	27.014	2'14.425	178,3	11:52'10.669
5	30.342	41.288	37.215	26.349	2'15.194C	174,3	11:54'25.863
6	31.690	40.917	36.732	26.973	2'16.312C	170,7	11:56'42.175
7	30.035	40.952	36.587	5'56.438	7'44.012P	174,3	12:04'26.187
8	42.535	41.979	36.766	26.702	2'27.982P	108,7	12:06'54.169
9	30.009	40.828	36.419	26.739	2'13.995	174,9	12:09'08.164
10	30.150	40.762	35.869	26.480	2'13.261	174,6	12:11'21.425
11	29.724	40.338	36.406	26.629	2'13.097	176,9	12:13'34.522

29° 15 G. VAN STRAALEN (2'13.141)							
Lap	Seg.1	Seg.2	Seg.3	Seg.4	Lap Time	km/h	Local Time
1							11:45'17.879
2	45.176	48.243	37.984	28.727	2'40.130P	136,3	11:47'58.009
3	31.663	43.398	37.053	27.880	2'19.994	172,6	11:50'18.003
4	30.587	43.140	37.021	26.963	2'17.711	180,4	11:52'35.714
5	30.649	42.715	37.159	27.298	2'17.821	177,8	11:54'53.535
6	31.008	41.812	36.298	26.601	2'15.719	172,9	11:57'09.254
7	30.571	41.487	36.909	26.337	2'15.304	169,7	11:59'24.558
8	30.789	42.076	36.492	26.823	2'16.180	174,0	12:01'40.738
9	29.785	41.605	35.976	26.992	2'14.358	181,9	12:03'55.096
10	30.235	40.791	36.376	26.522	2'13.924	172,9	12:06'09.020
11	30.333	41.298	36.129	26.258	2'14.018	169,9	12:08'23.038
12	30.380	40.818	36.517	27.571	2'15.286	174,0	12:10'38.324
13	30.080	40.489	35.919	26.653	2'13.141	174,9	12:12'51.465

30° 64 H. DE CANCELLIS (2'13.547)							
Lap	Seg.1	Seg.2	Seg.3	Seg.4	Lap Time	km/h	Local Time
1							11:45'17.270
2	45.338	46.799	39.317	28.921	2'40.375P	138,6	11:47'57.645
3	31.301	44.712	38.167	27.828	2'22.008	172,6	11:50'19.653
4	30.752	43.080	37.562	27.181	2'18.575C	176,3	11:52'38.228
5	30.265	42.855	36.768	27.609	2'17.497	176,9	11:54'55.725
6	30.693	43.010	37.207	27.038	2'17.948	174,3	11:57'13.673
7	30.116	42.123	36.622	26.740	2'15.601	174,0	11:59'29.274
8	30.134	42.244	36.431	26.829	2'15.638	174,6	12:01'44.912
9	30.076	41.379	36.255	26.493	2'14.203C	175,2	12:03'59.115
10	30.118	41.411	36.296	26.581	2'14.406	175,7	12:06'13.521
11	30.007	41.161	36.295	26.377	2'13.840	175,4	12:08'27.361
12	29.799	41.028	36.134	26.586	2'13.547	176,6	12:10'40.908
13	29.951	41.902	36.027	26.720	2'14.600	179,2	12:12'55.508

31° 13 D. IOZZO (2'14.095)							
Lap	Seg.1	Seg.2	Seg.3	Seg.4	Lap Time	km/h	Local Time
1		50.500	42.311	30.024		130,8	11:47'41.027
2	31.172	43.854	37.092	41.971	2'34.089	180,4	11:50'15.116

3	31.856	42.724	37.316	28.501	2'20.397	174,3	11:52'35.513
4	30.674	42.561	37.243	27.204	2'17.682	177,8	11:54'53.195
5	30.224	43.310	36.398	26.908	2'16.840	177,5	11:57'10.035
6	30.350	41.591	36.399	26.874	2'15.214	181,9	11:59'25.249
7	29.825	41.349	36.429	27.057	2'14.660	182,2	12:01'39.909
8	31.767	42.026	35.998	27.158	2'16.949	177,2	12:03'56.858
9	30.059	41.442	36.163	26.660	2'14.324	185,1	12:06'11.182
10	29.777	41.081	36.643	26.594	2'14.095	179,2	12:08'25.277
11	29.943	42.276	36.370	26.815	2'15.404	178,3	12:10'40.681

32° 7 N. SETTIMO (2'14.118)							
Lap	Seg.1	Seg.2	Seg.3	Seg.4	Lap Time	km/h	Local Time
1							11:45'29.329
2	44.652	44.342	37.627	27.813	2'34.434P	143,0	11:48'03.763
3	30.232	41.645	37.312	27.561	2'16.750	177,8	11:50'20.513
4	29.952	41.772	37.730	27.528	2'16.982	181,0	11:52'37.495
5	30.106	41.655	37.252	27.234	2'16.247	184,1	11:54'53.742
6	30.175	42.213	36.934	27.211	2'16.533	178,9	11:57'10.275
7	30.485	41.408	36.727	26.905	2'15.525	180,7	11:59'25.800
8	29.516	41.508	36.491	27.169	2'14.684C	179,8	12:01'40.484
9	30.146	42.017	36.697	27.199	2'16.059	180,4	12:03'56.543
10	30.149	41.243	36.569	27.112	2'15.073	184,1	12:06'11.616
11	29.936	40.884	36.386	26.912	2'14.118	180,1	12:08'25.734
12	29.649	41.653	36.513	26.818	2'14.633	180,4	12:10'40.367
13	30.350	41.186	36.479	26.899	2'14.914	177,5	12:12'55.281

33° 78 J. FORAY (2'14.229)							
Lap	Seg.1	Seg.2	Seg.3	Seg.4	Lap Time	km/h	Local Time
1							11:45'38.947
2	46.213	47.013	40.310	29.072	2'42.608P	138,9	11:48'21.555
3	32.156	44.470	38.441	28.510	2'23.577	165,8	11:50'45.132
4	31.131	43.748	37.704	27.987	2'20.570	178,6	11:53'05.702
5	30.942	43.178	37.141	27.617	2'18.878	181,6	11:55'24.580
6	30.956	43.409	37.316	2'41.062	4'32.743P	177,8	11:59'57.323
7	42.693	45.223	37.013	27.737	2'32.666P	124,4	12:02'29.989
8	30.542	42.167	36.549	27.066	2'16.324	178,3	12:04'46.313
9	30.038	42.182	36.684	26.927	2'15.831	180,1	12:07'02.144
10	29.920	41.678	36.774	27.150	2'15.522	179,2	12:09'17.666
11	29.772	41.425	36.359	26.673	2'14.229	179,2	12:11'31.895
12	29.911	41.237	37.668	26.823	2'15.639C	178,3	12:13'47.534

34° 84 J. OVERBEEKE (2'14.313)							
Lap	Seg.1	Seg.2	Seg.3	Seg.4	Lap Time	km/h	Local Time
1							11:45'06.494
2	45.353	45.489	38.466	28.356	2'37.664P	143,9	11:47'44.158
3	32.147	43.235	37.317	27.755	2'20.454	167,6	11:50'04.612
4	30.772	41.985	37.270	27.421	2'17.448	176,3	11:52'22.060
5	30.959	42.228	37.255	26.688	2'17.130C	170,2	11:54'39.190
6	34.271	42.279	36.375	2'42.514	4'35.439CP	163,5	11:59'14.629
7	39.191	42.289	37.377	27.367	2'26.224P	142,0	12:01'40.853
8	29.987	42.171	36.770	27.207	2'16.135	180,7	12:03'56.988
9	30.094	41.093	36.427	27.208	2'14.822	179,2	12:06'11.810
10	30.001	41.641	39.251	27.922	2'18.815	176,6	12:08'30.625
11	30.321	40.801	36.315	26.876	2'14.313	172,6	12:10'44.938
12	30.459	41.245	36.853	26.936	2'15.493	169,7	12:13'00.431

35° 58 T. FINOCCHIARO (2'14.771)							
Lap	Seg.1	Seg.2	Seg.3	Seg.4	Lap Time	km/h	Local Time
1							11:45'26.317
2	42.212	44.534	38.357	28.340	2'33.443P	147,6	11:47'59.760
3	30.730	43.344	37.463	27.628	2'19.165	178,3	11:50'18.925
4	30.358	42.635	38.189	27.608	2'18.790	181,3	11:52'37.715
5	30.380	42.422	36.641	27.346	2'16.789	179,5	11:54'54.504
6	30.468	42.664	36.611	26.783	2'16.526	178,9	11:57'11.030

11/05/2018

P = Pits In/Out - C = Lap Time Cancelled

These data/results cannot be reproduced, stored and/or transmitted in whole or in part by any manner of electronic, mechanical, photocopying, recording, broadcasting or otherwise now known or herein after developed without the previous express consent by the copyright owner, except for reproduction in daily press and regular printed publications on sale to the public within 60 days of the event related to those data/results and always provided that copyright symbol appears together as follows below.

© DORNA WSBK ORGANIZATION Srl 2018



Official Fuel Supplier

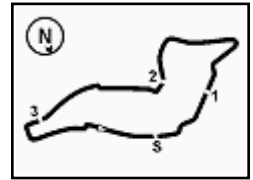


FKR PERGOIA TIMING

Official Tyre Supplier



Official Timekeeper



Imola Circuit 4.936 m

5 / 5

PATA Italian Round, 11-12-13 May 2018

World Supersport 300 - Chronological Analysis Free Practice 1st Session

7	30.407	42.579	37.205	27.163	2'17.354	178,3	11:59'28.384	10	37.017	43.095	37.657	28.026	2'25.795C	166,5	12:08'11.028
8	30.240	42.713	36.615	28.108	2'17.676	176,9	12:01'46.060	11	31.023	42.610	37.592	28.434	2'19.659	175,2	12:10'30.687
9	30.112	41.464	36.372	26.823	2'14.771	178,3	12:04'00.831	12	31.212	42.853	38.279	28.245	2'20.589	171,3	12:12'51.276
10	29.915	42.300	36.380	26.809	2'15.404	178,9	12:06'16.235								
11	30.279	41.727	36.988	26.991	2'15.985	177,2	12:08'32.220								
12	31.358	41.898	36.616	26.991	2'16.863	179,5	12:10'49.083								

36° 96 I. PRATNA (2'14.799)

Lap	Seg.1	Seg.2	Seg.3	Seg.4	Lap Time	km/h	Local Time
1							11:45'02.087
2	48.126	43.788	38.625	28.615	2'39.154P	147,8	11:47'41.241
3	31.765	42.317	39.927	28.854	2'22.863	175,7	11:50'04.104
4	30.974	41.202	36.289	27.050	2'15.515	174,3	11:52'19.619
5	34.629	43.651	38.077	2'24.189	4'20.546P	175,4	11:56'40.165
6	43.189	44.994	36.219	36.729	2'41.131P	113,6	11:59'21.296
7	32.395	44.136	36.527	27.003	2'20.061	170,5	12:01'41.357
8	29.848	41.607	36.597	26.747	2'14.799	180,1	12:03'56.156
9	31.065	41.321	36.277	27.160	2'15.823	176,9	12:06'11.979
10	29.696	55.129	37.209	1'01.487	3'03.521P	179,8	12:09'15.500
11	38.505	41.363	36.647	26.480	2'22.995P	143,9	12:11'38.495
12	30.704	41.061	36.885	26.726	2'15.376C	172,1	12:13'53.871

37° 5 R. VOS (2'15.809)

Lap	Seg.1	Seg.2	Seg.3	Seg.4	Lap Time	km/h	Local Time
1							11:45'13.719
2	46.409	46.268	38.551	29.280	2'40.508P	126,4	11:47'54.227
3	31.310	43.879	38.381	28.827	2'22.397	172,1	11:50'16.624
4	31.162	42.899	38.113	28.218	2'20.392	174,0	11:52'37.016
5	30.713	42.421	37.238	27.663	2'18.035	176,9	11:54'55.051
6	30.155	42.809	38.152	27.372	2'18.488	177,8	11:57'13.539
7	30.068	41.787	37.154	27.865	2'16.874	174,3	11:59'30.413
8	29.994	41.942	36.937	27.570	2'16.443	175,7	12:01'46.856
9	29.981	41.626	37.180	27.022	2'15.809	181,3	12:04'02.665
10	30.396	44.461	36.532	27.357	2'18.746	177,2	12:06'21.411
11	31.030	47.139	37.160	1'36.265	3'31.594P	175,2	12:09'53.005
12	43.212	41.953	36.984	27.957	2'30.106P	135,8	12:12'23.111

38° 44 S. LOCHOFF (2'17.463)

Lap	Seg.1	Seg.2	Seg.3	Seg.4	Lap Time	km/h	Local Time
1							11:45'18.379
2	44.601	46.952	39.243	29.342	2'40.138P	135,8	11:47'58.517
3	31.995	44.854	37.970	28.952	2'23.771	177,2	11:50'22.288
4	31.311	44.634	37.587	28.861	2'22.393	176,3	11:52'44.681
5	30.649	43.584	37.474	28.420	2'20.127	178,9	11:55'04.808
6	31.000	43.407	37.524	28.245	2'20.176	173,7	11:57'24.984
7	30.990	43.160	37.534	28.281	2'19.965	172,9	11:59'44.949
8	31.063	42.808	37.298	27.878	2'19.047	174,9	12:02'03.996
9	30.756	42.925	37.407	28.222	2'19.310	173,2	12:04'23.306
10	30.973	42.599	37.829	27.878	2'19.279	173,5	12:06'42.585
11	30.940	41.998	37.226	27.824	2'17.988	173,7	12:09'00.573
12	30.757	42.216	37.158	27.892	2'18.023	172,9	12:11'18.596
13	30.752	41.791	37.521	27.399	2'17.463	173,2	12:13'36.059

39° 79 T. ALONSO (2'19.659)

Lap	Seg.1	Seg.2	Seg.3	Seg.4	Lap Time	km/h	Local Time
1							11:45'34.786
2	49.747	55.550	42.708	30.863	2'58.868P	140,5	11:48'33.654
3	32.928	47.328	38.626	29.089	2'27.971	171,5	11:51'01.625
4	32.316	44.765	38.669	28.991	2'24.741	171,0	11:53'26.366
5	31.826	43.895	38.119	28.513	2'22.353	170,7	11:55'48.719
6	31.293	43.346	38.098	29.932	2'22.669C	171,8	11:58'11.388
7	36.131	43.425	38.015	28.173	2'25.744C	163,3	12:00'37.132
8	31.319	43.287	38.366	28.549	2'21.521	171,0	12:02'58.653
9	55.715	44.443	38.074	28.348	2'46.580C	175,7	12:05'45.233

11/05/2018 P = Pits In/Out - C = Lap Time Cancelled

These data/results cannot be reproduced, stored and/or transmitted in whole or in part by any manner of electronic, mechanical, photocopying, recording, broadcasting or otherwise now known or herein after developed without the previous express consent by the copyright owner, except for reproduction in daily press and regular printed publications on sale to the public within 60 days of the event related to those data/results and always provided that copyright symbol appears together as follows below.

© DORNA WSBK ORGANIZATION Srl 2018

