

PATA Italian Round, 11-12-13 May 2018

World Supersport 300 - Free Practices Combined Results

Imola Circuit 4.936 m

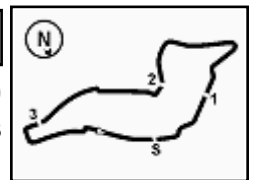
No.	Rider	Nat	Team	Bike	FP1	FP2	Time	Gap	Rel.	Avg Laps
1	2 A. CARRASCO	ESP	DS Junior Team	Kawasaki Ninja 400	2'08.113	2'07.941	2'07.941			138,889 22
2	95 S. DEROUE	NED	Motoport Kawasaki	Kawasaki Ninja 400	2'10.513	2'08.231	2'08.231	0.290	0.290	138,575 25
3	51 M. BASTIANELLI	ITA	PRODINA IRCOS Team	Kawasaki Ninja 400	2'08.582	2'08.849	2'08.582	0.641	0.351	138,197 25
4	21 B. SANCHEZ	ESP	ETG Racing	Kawasaki Ninja 400	2'09.604	2'08.687	2'08.687	0.746	0.105	138,084 25
5	6 R. SCHOTMAN	NED	Motoport Kawasaki	Kawasaki Ninja 400	2'09.047	2'08.844	2'08.844	0.903	0.157	137,916 25
6	22 N. KALININ	UKR	GP Project Team	Kawasaki Ninja 400	2'09.643	2'08.884	2'08.884	0.943	0.040	137,873 20
7	85 K. SABATUCCI	ITA	PROGP Racing	Yamaha YZF-R3	2'10.747	2'08.897	2'08.897	0.956	0.013	137,859 24
8	55 G. HENDRA PRATAMA	INA	BIBLION YAMAHA MOTOXRACING	Yamaha YZF-R3	2'09.500	2'09.029	2'09.029	1.088	0.132	137,718 24
9	14 E. DE LA VEGA	FRA	GP Project Team	Kawasaki Ninja 400	2'09.114	2'09.135	2'09.114	1.173	0.085	137,627 24
10	12 A. RUSMIPUTRO	INA	Pertamina Almeria BCD by MS Racing	Yamaha YZF-R3	2'11.187	2'09.139	2'09.139	1.198	0.025	137,601 23
11	81 M. GONZALEZ	ESP	Pertamina Almeria BCD Junior Team by MS	Yamaha YZF-R3	2'10.632	2'09.149	2'09.149	1.208	0.010	137,590 26
12	71 T. EDWARDS	AUS	Nutec - Benjan - Kawasaki	Kawasaki Ninja 400	2'11.043	2'09.204	2'09.204	1.263	0.055	137,531 24
13	41 J. JÄHNIG	GER	Freudenberg KTM Junior Team	KTM RC 390 R	2'11.920	2'09.368	2'09.368	1.427	0.164	137,357 26
14	20 D. LOUREIRO	RSA	DS Junior Team	Kawasaki Ninja 400	2'09.404	2'09.809	2'09.404	1.463	0.036	137,319 21
15	8 M. PEREZ	ESP	Kawasaki ParkinGO Team	Kawasaki Ninja 400	2'09.447	2'09.457	2'09.447	1.506	0.043	137,273 20
16	69 M. HERRERA	ESP	BCD Yamaha MS Racing	Yamaha YZF-R3	2'11.227	2'09.741	2'09.741	1.800	0.294	136,962 25
17	43 L. GRUNWALD	GER	Freudenberg KTM WorldSSP Team	KTM RC 390 R	2'10.524	2'09.805	2'09.805	1.864	0.064	136,895 26
18	33 D. VALLE	ESP	BCD Yamaha MS Racing	Yamaha YZF-R3	2'10.838	2'09.866	2'09.866	1.925	0.061	136,830 24
19	99 P. GRASSIA	ITA	BIBLION YAMAHA MOTOXRACING	Yamaha YZF-R3	2'10.911	2'09.938	2'09.938	1.997	0.072	136,754 24
20	97 M. KAPPLER	GER	Freudenberg KTM WorldSSP Team	KTM RC 390 R	2'11.575	2'09.956	2'09.956	2.015	0.018	136,736 21
21	28 D. KOOPMAN	NED	GRT Yamaha WorldSSP300 Team	Yamaha YZF-R3	2'11.352	2'10.006	2'10.006	2.065	0.050	136,683 27
22	11 K. ARDUINI	ITA	MMR	Yamaha YZF-R3	2'11.092	2'10.285	2'10.285	2.344	0.279	136,390 25
23	93 W. KHAN	NED	Nutec - Benjan - Kawasaki	Kawasaki Ninja 400	2'11.016	2'10.918	2'10.918	2.977	0.633	135,731 19
24	19 L. BERNARDI	ITA	Team Trasimeno	Yamaha YZF-R3	2'11.300	2'11.011	2'11.011	3.070	0.093	135,634 23
25	17 K. MEUFFELS	NED	KTM Fortron Junior Team	KTM RC 390 R	2'11.133	2'12.193	2'11.133	3.192	0.122	135,508 24
26	15 G. VAN STRAALLEN	NED	KTM Fortron Racing Team	KTM RC 390 R	2'13.141	2'11.558	2'11.558	3.617	0.425	135,070 25
27	18 A. MURLEY	GBR	Team Toth - Yart	Yamaha YZF-R3	2'11.778	2'11.655	2'11.655	3.714	0.097	134,971 22
28	13 D. IOZZO	RSA	Racedays	Honda CBR500R	2'14.095	2'11.884	2'11.884	3.943	0.229	134,737 24
29	96 I. PRATNA	INA	TERRA E MOTO	Yamaha YZF-R3	2'14.799	2'11.961	2'11.961	4.020	0.077	134,658 23
30	27 F. ROVELLI	ITA	Kawasaki ParkinGO Team	Kawasaki Ninja 400	2'12.018	2'12.163	2'12.018	4.077	0.057	134,600 22
31	78 J. FORAY	FRA	ETG Racing	Kawasaki Ninja 400	2'14.229	2'12.108	2'12.108	4.167	0.090	134,508 25
32	54 F. FULIGNI	ITA	GRT Yamaha WorldSSP300 Team	Yamaha YZF-R3	2'13.097	2'12.424	2'12.424	4.483	0.316	134,187 24
33	64 H. DE CANCELLIS	FRA	Team Toth - Yart	Yamaha YZF-R3	2'13.547	2'12.546	2'12.546	4.605	0.122	134,064 25
34	7 N. SETTIMO	ITA	Scuderia Maranga Racing	Honda CBR500R	2'14.118	2'13.396	2'13.396	5.455	0.850	133,209 25
35	84 J. OVERBEEKE	NED	Team Trasimeno	Yamaha YZF-R3	2'14.313	2'14.831	2'14.313	6.372	0.917	132,300 23
36	44 S. LOCHOFF	RSA	Samurai-YART Racing	Yamaha YZF-R3	2'17.463	2'14.645	2'14.645	6.704	0.332	131,974 24
37	58 T. FINOCCHIARO	GBR	Scuderia Maranga Racing	Honda CBR500R	2'14.771	2'14.685	2'14.685	6.744	0.040	131,935 24
38	79 T. ALONSO	POR	Samurai-YART Racing	Yamaha YZF-R3	2'19.659	2'15.298	2'15.298	7.357	0.613	131,337 24
39	5 R. VOS	NED	KTM Fortron Racing Team	KTM RC 390 R	2'15.809	2'15.361	2'15.361	7.420	0.063	131,276 14

11/05/2018

These data/results cannot be reproduced, stored and/or transmitted in whole or in part by any manner of electronic, mechanical, photocopying, recording, broadcasting or otherwise now known or herein after developed without the previous express consent by the copyright owner, except for reproduction in daily press and regular printed publications on sale to the public within 60 days of the event related to those data/results and always provided that copyright symbol appears together as follows below.

© DORNA WSBK ORGANIZATION Srl 2018





PATA Italian Round, 11-12-13 May 2018

World Supersport 300 - Results Free Practice 2nd Session

No.	Rider	Nat	Team	Bike	Time	Gap	Rel.	Laps	Speed	
									Avg	Max
1	2 A. CARRASCO	ESP	DS Junior Team	Kawasaki Ninja 400	2'07.941			13	138,889	187,6
2	95 S. DEROUE	NED	Motoport Kawasaki	Kawasaki Ninja 400	2'08.231	0.290	0.290	14	138,575	189,6
3	21 B. SANCHEZ	ESP	ETG Racing	Kawasaki Ninja 400	2'08.687	0.746	0.456	14	138,084	188,6
4	6 R. SCHOTMAN	NED	Motoport Kawasaki	Kawasaki Ninja 400	2'08.844	0.903	0.157	14	137,916	192,0
5	51 M. BASTIANELLI	ITA	PRODINA IRCOS Team	Kawasaki Ninja 400	2'08.849	0.908	0.005	14	137,910	183,5
6	22 N. KALININ	UKR	GP Project Team	Kawasaki Ninja 400	2'08.884	0.943	0.035	10	137,873	185,1
7	85 K. SABATUCCI	ITA	PROGP Racing	Yamaha YZF-R3	2'08.897	0.956	0.013	14	137,859	189,6
8	55 G. HENDRA PRATAMA	INA	BIBLION YAMAHA MOTOXRACING	Yamaha YZF-R3	2'09.029	1.088	0.132	13	137,718	187,6
9	14 E. DE LA VEGA	FRA	GP Project Team	Kawasaki Ninja 400	2'09.135	1.194	0.106	12	137,605	178,9
10	12 A. RUSMIPUTRO	INA	Pertamina Almeria BCD by MS Racing	Yamaha YZF-R3	2'09.139	1.198	0.004	13	137,601	187,0
11	81 M. GONZALEZ	ESP	Pertamina Almeria BCD Junior Team by MS	Yamaha YZF-R3	2'09.149	1.208	0.010	14	137,590	188,3
12	71 T. EDWARDS	AUS	Nutec - Benjan - Kawasaki	Kawasaki Ninja 400	2'09.204	1.263	0.055	14	137,531	189,6
13	41 J. JÄHNIG	GER	Freudenberg KTM Junior Team	KTM RC 390 R	2'09.368	1.427	0.164	14	137,357	187,6
14	8 M. PEREZ	ESP	Kawasaki ParkinGO Team	Kawasaki Ninja 400	2'09.457	1.516	0.089	11	137,263	181,3
15	69 M. HERRERA	ESP	BCD Yamaha MS Racing	Yamaha YZF-R3	2'09.741	1.800	0.284	13	136,962	184,4
16	43 L. GRUNWALD	GER	Freudenberg KTM WorldSSP Team	KTM RC 390 R	2'09.805	1.864	0.064	14	136,895	188,3
17	20 D. LOUREIRO	RSA	DS Junior Team	Kawasaki Ninja 400	2'09.809	1.868	0.004	13	136,890	184,7
18	33 D. VALLE	ESP	BCD Yamaha MS Racing	Yamaha YZF-R3	2'09.866	1.925	0.057	13	136,830	181,9
19	99 P. GRASSIA	ITA	BIBLION YAMAHA MOTOXRACING	Yamaha YZF-R3	2'09.938	1.997	0.072	13	136,754	181,6
20	97 M. KAPPLER	GER	Freudenberg KTM WorldSSP Team	KTM RC 390 R	2'09.956	2.015	0.018	14	136,736	189,6
21	28 D. KOOPMAN	NED	GRT Yamaha WorldSSP300 Team	Yamaha YZF-R3	2'10.006	2.065	0.050	15	136,683	182,9
22	11 K. ARDUINI	ITA	MMR	Yamaha YZF-R3	2'10.285	2.344	0.279	13	136,390	179,5
23	93 W. KHAN	NED	Nutec - Benjan - Kawasaki	Kawasaki Ninja 400	2'10.918	2.977	0.633	7	135,731	181,3
24	19 L. BERNARDI	ITA	Team Trasimeno	Yamaha YZF-R3	2'11.011	3.070	0.093	11	135,634	179,5
25	15 G. VAN STRAALLEN	NED	KTM Fortron Racing Team	KTM RC 390 R	2'11.558	3.617	0.547	13	135,070	182,6
26	18 A. MURLEY	GBR	Team Toth - Yart	Yamaha YZF-R3	2'11.655	3.714	0.097	12	134,971	183,8
27	13 D. IOZZO	RSA	Racedays	Honda CBR500R	2'11.884	3.943	0.229	14	134,737	183,8
28	96 I. PRATNA	INA	TERRA E MOTO	Yamaha YZF-R3	2'11.961	4.020	0.077	12	134,658	180,1
29	78 J. FORAY	FRA	ETG Racing	Kawasaki Ninja 400	2'12.108	4.167	0.147	14	134,508	183,2
30	27 F. ROVELLI	ITA	Kawasaki ParkinGO Team	Kawasaki Ninja 400	2'12.163	4.222	0.055	12	134,452	178,6
31	17 K. MEUFFELS	NED	KTM Fortron Junior Team	KTM RC 390 R	2'12.193	4.252	0.030	12	134,422	184,1
32	54 F. FULIGNI	ITA	GRT Yamaha WorldSSP300 Team	Yamaha YZF-R3	2'12.424	4.483	0.231	14	134,187	184,1
33	64 H. DE CANCELLIS	FRA	Team Toth - Yart	Yamaha YZF-R3	2'12.546	4.605	0.122	13	134,064	181,9
34	7 N. SETTIMO	ITA	Scuderia Maranga Racing	Honda CBR500R	2'13.396	5.455	0.850	13	133,209	180,7
35	44 S. LOCHOFF	RSA	Samurai-YART Racing	Yamaha YZF-R3	2'14.645	6.704	1.249	12	131,974	179,8
36	58 T. FINOCCHIARO	GBR	Scuderia Maranga Racing	Honda CBR500R	2'14.685	6.744	0.040	13	131,935	180,4
37	84 J. OVERBEEKE	NED	Team Trasimeno	Yamaha YZF-R3	2'14.831	6.890	0.146	12	131,792	174,0
38	79 T. ALONSO	POR	Samurai-YART Racing	Yamaha YZF-R3	2'15.298	7.357	0.467	13	131,337	173,7
39	5 R. VOS	NED	KTM Fortron Racing Team	KTM RC 390 R	2'15.361	7.420	0.063	3	131,276	180,7

Qualifying Lap Time (107% of 2'07.941): **2'16.898**

AIR	Humidity:	57%	Temp:	24°C
TRACK	Condition:	Dry	Temp:	37°C

Records	Pole (SP2)	2017 M.Perez	2'10.115	136,570	Km/h
	Race (RC)	2017 D.Loureiro	2'11.244	135,390	Km/h
	Circuit (FP1)	2018 A.Carrasco	2'08.113	138,700	Km/h

Start 11/05/2018 17:00 End 17:40 The results are provisional until the end of the time limit for protests and appeals and the completion of the technical checks.

These data/results cannot be reproduced, stored and/or transmitted in whole or in part by any manner of electronic, mechanical, photocopying, recording, broadcasting or otherwise now known or herein after developed without the previous express consent by the copyright owner, except for reproduction in daily press and regular printed publications on sale to the public within 60 days of the event related to those data/results and always provided that copyright symbol appears together as follows below.

© DORNA WSBK ORGANIZATION Srl 2018



Official Fuel Supplier

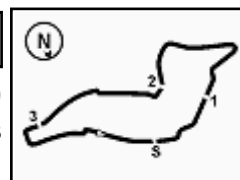


PIRELLI PERUGIA TIMING

Official Tyre Supplier



Official Timekeeper



PATA Italian Round, 11-12-13 May 2018

World Supersport 300 - Results Free Practice 2nd Session

Session Highlights

Local Time	No. Rider	Description
17.00.00		Start
17.02.09	55 G. HENDRA PRATAMA	On the Gravel - Re-Joined - Turn 10
17.02.40	27 F. ROVELLI	On the Gravel - Re-Joined - Turn 12
17.03.08	95 S. DEROUE	On the Gravel - Re-Joined - Turn 2
17.04.47	12 A. RUSMIPUTRO	Lap Cancelled (2'13.713) - Exceeded Track Limits - Turn 22
17.04.52	12 A. RUSMIPUTRO	Current Lap Cancelled - Exceeded Track Limits
17.06.35	5 R. VOS	Technical Problem - Turn 15
17.07.22	93 W. KHAN	Technical Problem - Turn 19
17.08.33	96 I. PRATNA	On the Gravel - Re-Joined - Turn 12
17.09.20	18 A. MURLEY	Lap Cancelled (2'13.120) - Exceeded Track Limits - Turn 22
17.09.26	18 A. MURLEY	Current Lap Cancelled - Exceeded Track Limits
17.09.29	21 B. SANCHEZ	Lap Cancelled (2'10.760) - Exceeded Track Limits - Turn 22
17.09.34	21 B. SANCHEZ	Current Lap Cancelled - Exceeded Track Limits
17.11.24	19 L. BERNARDI	Crashed - Turn 22
17.12.05	22 N. KALININ	Technical Problem - Turn 16
17.12.20	55 G. HENDRA PRATAMA	On the Gravel - Re-Joined - Turn 18
17.12.42	13 D. IOZZO	Current Lap Cancelled - Exceeded Track Limits - Turn 14
17.13.24		RED FLAG
17.21.00		Session Restart
17.22.48	55 G. HENDRA PRATAMA	On the Gravel - Re-Joined - Turn 12
17.25.51	79 T. ALONSO	Lap Cancelled (2'18.993) - Exceeded Track Limits - Turn 22
17.25.55	79 T. ALONSO	Current Lap Cancelled - Exceeded Track Limits
17.29.17	21 B. SANCHEZ	On the Gravel - Re-Joined - Turn 12
17.29.28	7 N. SETTIMO	Current Lap Cancelled - Exceeded Track Limits - Turn 14
17.30.01	13 D. IOZZO	Lap Cancelled (2'13.346) - Exceeded Track Limits - Turn 22
17.30.05	13 D. IOZZO	Current Lap Cancelled - Exceeded Track Limits
17.31.43	96 I. PRATNA	On the Gravel - Re-Joined - Turn 12
17.33.16	8 M. PEREZ	Crashed - Turn 22
17.33.42	18 A. MURLEY	Current Lap Cancelled - Exceeded Track Limits - Turn 14
17.34.54	17 K. MEUFFELS	Technical Problem - Pit Lane Exit
17.35.18	5 R. VOS	Technical Problem - Turn 18
17.35.30	8 M. PEREZ	Re-joined
17.35.53	21 B. SANCHEZ	On the Gravel - Re-Joined - Turn 12
17.36.13	28 D. KOOPMAN	On the Gravel - Re-Joined - Turn 18
17.36.45	13 D. IOZZO	Lap Cancelled (2'16.736) - Exceeded Track Limits - Turn 22
17.36.51	13 D. IOZZO	Current Lap Cancelled - Exceeded Track Limits
17.40.03		End Of Session

Fastest Laps Sequence

No.	Rider	Nat	Team	Bike	Local Time	Time	Gap	Avg
71	T. EDWARDS	AUS	Nutec - Benjan - Kawasaki	Kawasaki Ninja 400	17:04'34.120	2'12.007		134,611
22	N. KALININ	UKR	GP Project Team	Kawasaki Ninja 400	17:04'42.786	2'11.507	-0.500	135,123
2	A. CARRASCO	ESP	DS Junior Team	Kawasaki Ninja 400	17:05'41.895	2'10.760	-0.747	135,895
14	E. DE LA VEGA	FRA	GP Project Team	Kawasaki Ninja 400	17:06'52.584	2'10.534	-0.226	136,130
8	M. PEREZ	ESP	Kawasaki ParkinGO Team	Kawasaki Ninja 400	17:07'35.452	2'10.198	-0.336	136,481
2	A. CARRASCO	ESP	DS Junior Team	Kawasaki Ninja 400	17:07'51.716	2'09.821	-0.377	136,878
2	A. CARRASCO	ESP	DS Junior Team	Kawasaki Ninja 400	17:12'12.016	2'08.489	-1.332	138,297
95	S. DEROUE	NED	Motoport Kawasaki	Kawasaki Ninja 400	17:34'13.920	2'08.231	-0.258	138,575
2	A. CARRASCO	ESP	DS Junior Team	Kawasaki Ninja 400	17:35'37.479	2'08.087	-0.144	138,731
2	A. CARRASCO	ESP	DS Junior Team	Kawasaki Ninja 400	17:37'45.420	2'07.941	-0.146	138,889

11/05/2018 Start 17:00 End 17:40 The results are provisional until the end of the time limit for protests and appeals and the completion of the technical checks.

These data/results cannot be reproduced, stored and/or transmitted in whole or in part by any manner of electronic, mechanical, photocopying, recording, broadcasting or otherwise now known or herein after developed without the previous express consent by the copyright owner, except for reproduction in daily press and regular printed publications on sale to the public within 60 days of the event related to those data/results and always provided that copyright symbol appears together as follows below.

© DORNA WSBK ORGANIZATION Srl 2018



Official Fuel Supplier



FIKR PERUGIA TIMING

Official Tyre Supplier



Official Timekeeper

PATA Italian Round, 11-12-13 May 2018

World Supersport 300 - Best Sectors & Speed Free Practice 2nd Session

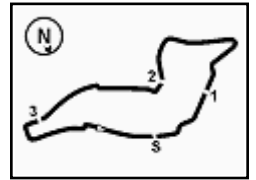
BEST LAP			SPEED				
1	2 A. CARRASCO	Kawasaki Ninja 400	2'07.941	1	6 R. SCHOTMAN	Kawasaki Ninja 400	192.0
2	95 S. DEROUE	Kawasaki Ninja 400	2'08.231	2	95 S. DEROUE	Kawasaki Ninja 400	189.6
3	21 B. SANCHEZ	Kawasaki Ninja 400	2'08.687	3	97 M. KAPPLER	KTM RC 390 R	189.6
4	6 R. SCHOTMAN	Kawasaki Ninja 400	2'08.844	4	71 T. EDWARDS	Kawasaki Ninja 400	189.6
5	51 M. BASTIANELLI	Kawasaki Ninja 400	2'08.849	5	85 K. SABATUCCI	Yamaha YZF-R3	189.6
6	22 N. KALININ	Kawasaki Ninja 400	2'08.884	6	21 B. SANCHEZ	Kawasaki Ninja 400	188.6
7	85 K. SABATUCCI	Yamaha YZF-R3	2'08.897	7	43 L. GRUNWALD	KTM RC 390 R	188.3
8	55 G. HENDRA PRATAMA	Yamaha YZF-R3	2'09.029	8	81 M. GONZALEZ	Yamaha YZF-R3	188.3
9	14 E. DE LA VEGA	Kawasaki Ninja 400	2'09.135	9	41 J. JÄHNIG	KTM RC 390 R	187.6
10	12 A. RUSMIPUTRO	Yamaha YZF-R3	2'09.139	10	55 G. HENDRA PRATAMA	Yamaha YZF-R3	187.6
11	81 M. GONZALEZ	Yamaha YZF-R3	2'09.149	11	2 A. CARRASCO	Kawasaki Ninja 400	187.6
12	71 T. EDWARDS	Kawasaki Ninja 400	2'09.204	12	12 A. RUSMIPUTRO	Yamaha YZF-R3	187.0
13	41 J. JÄHNIG	KTM RC 390 R	2'09.368	13	22 N. KALININ	Kawasaki Ninja 400	185.1
14	8 M. PEREZ	Kawasaki Ninja 400	2'09.457	14	20 D. LOUREIRO	Kawasaki Ninja 400	184.7
15	69 M. HERRERA	Yamaha YZF-R3	2'09.741	15	69 M. HERRERA	Yamaha YZF-R3	184.4
16	43 L. GRUNWALD	KTM RC 390 R	2'09.805	16	17 K. MEUFFELS	KTM RC 390 R	184.1
17	20 D. LOUREIRO	Kawasaki Ninja 400	2'09.809	17	54 F. FULIGNI	Yamaha YZF-R3	184.1
18	33 D. VALLE	Yamaha YZF-R3	2'09.866	18	13 D. IOZZO	Honda CBR500R	183.8
19	99 P. GRASSIA	Yamaha YZF-R3	2'09.938	19	18 A. MURLEY	Yamaha YZF-R3	183.8
20	97 M. KAPPLER	KTM RC 390 R	2'09.956	20	51 M. BASTIANELLI	Kawasaki Ninja 400	183.5
21	28 D. KOOPMAN	Yamaha YZF-R3	2'10.006	21	78 J. FORAY	Kawasaki Ninja 400	183.2
22	11 K. ARDUINI	Yamaha YZF-R3	2'10.285	22	28 D. KOOPMAN	Yamaha YZF-R3	182.9
23	93 W. KHAN	Kawasaki Ninja 400	2'10.918	23	15 G. VAN STRAALEN	KTM RC 390 R	182.6
24	19 L. BERNARDI	Yamaha YZF-R3	2'11.011	24	33 D. VALLE	Yamaha YZF-R3	181.9
25	15 G. VAN STRAALEN	KTM RC 390 R	2'11.558	25	64 H. DE CANCELLIS	Yamaha YZF-R3	181.9
26	18 A. MURLEY	Yamaha YZF-R3	2'11.655	26	99 P. GRASSIA	Yamaha YZF-R3	181.6
27	13 D. IOZZO	Honda CBR500R	2'11.884	27	8 M. PEREZ	Kawasaki Ninja 400	181.3
28	96 I. PRATNA	Yamaha YZF-R3	2'11.961	28	93 W. KHAN	Kawasaki Ninja 400	181.3
29	78 J. FORAY	Kawasaki Ninja 400	2'12.108	29	5 R. VOS	KTM RC 390 R	180.7
30	27 F. ROVELLI	Kawasaki Ninja 400	2'12.163	30	7 N. SETTIMO	Honda CBR500R	180.7
31	17 K. MEUFFELS	KTM RC 390 R	2'12.193	31	58 T. FINOCCHIARO	Honda CBR500R	180.4
32	54 F. FULIGNI	Yamaha YZF-R3	2'12.424	32	96 I. PRATNA	Yamaha YZF-R3	180.1
33	64 H. DE CANCELLIS	Yamaha YZF-R3	2'12.546	33	44 S. LOCHOFF	Yamaha YZF-R3	179.8
34	7 N. SETTIMO	Honda CBR500R	2'13.396	34	19 L. BERNARDI	Yamaha YZF-R3	179.5
35	44 S. LOCHOFF	Yamaha YZF-R3	2'14.645	35	11 K. ARDUINI	Yamaha YZF-R3	179.5
36	58 T. FINOCCHIARO	Honda CBR500R	2'14.685	36	14 E. DE LA VEGA	Kawasaki Ninja 400	178.9
37	84 J. OVERBEEKE	Yamaha YZF-R3	2'14.831	37	27 F. ROVELLI	Kawasaki Ninja 400	178.6
38	79 T. ALONSO	Yamaha YZF-R3	2'15.298	38	84 J. OVERBEEKE	Kawasaki Ninja 400	174.0
39	5 R. VOS	KTM RC 390 R	2'15.361	39	79 T. ALONSO	Yamaha YZF-R3	173.7

SEG. 1	SEG. 2	SEG. 3	SEG. 4
1 95 S. DEROUE 28.505	1 2 A. CARRASCO 38.990	1 2 A. CARRASCO 34.270	1 85 K. SABATUCCI 25.596
2 2 A. CARRASCO 28.613	2 95 S. DEROUE 39.157	2 21 B. SANCHEZ 34.386	2 81 M. GONZALEZ 25.671
3 6 R. SCHOTMAN 28.621	3 21 B. SANCHEZ 39.159	3 85 K. SABATUCCI 34.393	3 55 G. HENDRA PRATAMA 25.685
4 81 M. GONZALEZ 28.702	4 8 M. PEREZ 39.182	4 22 N. KALININ 34.524	4 22 N. KALININ 25.737
5 21 B. SANCHEZ 28.724	5 12 A. RUSMIPUTRO 39.365	5 6 R. SCHOTMAN 34.545	5 14 E. DE LA VEGA 25.783
6 41 J. JÄHNIG 28.727	6 6 R. SCHOTMAN 39.368	6 95 S. DEROUE 34.573	6 51 M. BASTIANELLI 25.819
7 71 T. EDWARDS 28.738	7 71 T. EDWARDS 39.371	7 51 M. BASTIANELLI 34.647	7 6 R. SCHOTMAN 25.837
8 85 K. SABATUCCI 28.817	8 51 M. BASTIANELLI 39.376	8 8 M. PEREZ 34.669	8 99 P. GRASSIA 25.841
9 12 A. RUSMIPUTRO 28.840	9 41 J. JÄHNIG 39.396	9 71 T. EDWARDS 34.681	9 33 D. VALLE 25.848
10 43 L. GRUNWALD 28.863	10 69 M. HERRERA 39.397	10 81 M. GONZALEZ 34.697	10 21 B. SANCHEZ 25.897
11 51 M. BASTIANELLI 28.878	11 55 G. HENDRA PRATAMA 39.421	11 97 M. KAPPLER 34.723	11 95 S. DEROUE 25.917
12 55 G. HENDRA PRATAMA 28.896	12 22 N. KALININ 39.430	12 55 G. HENDRA PRATAMA 34.728	12 69 M. HERRERA 25.925
13 20 D. LOUREIRO 28.948	13 14 E. DE LA VEGA 39.462	13 41 J. JÄHNIG 34.740	13 2 A. CARRASCO 25.928
14 14 E. DE LA VEGA 29.025	14 43 L. GRUNWALD 39.586	14 43 L. GRUNWALD 34.769	14 41 J. JÄHNIG 25.936
15 97 M. KAPPLER 29.032	15 20 D. LOUREIRO 39.627	15 14 E. DE LA VEGA 34.769	15 71 T. EDWARDS 25.965
16 69 M. HERRERA 29.056	16 99 P. GRASSIA 39.647	16 12 A. RUSMIPUTRO 34.823	16 8 M. PEREZ 25.968
17 11 K. ARDUINI 29.066	17 85 K. SABATUCCI 39.662	17 33 D. VALLE 34.830	17 11 K. ARDUINI 25.970
18 99 P. GRASSIA 29.077	18 11 K. ARDUINI 39.670	18 69 M. HERRERA 34.893	18 20 D. LOUREIRO 25.980
19 28 D. KOOPMAN 29.151	19 28 D. KOOPMAN 39.674	19 99 P. GRASSIA 34.958	19 12 A. RUSMIPUTRO 25.996
20 8 M. PEREZ 29.159	20 81 M. GONZALEZ 39.693	20 20 D. LOUREIRO 34.960	20 28 D. KOOPMAN 26.023
21 22 N. KALININ 29.193	21 19 L. BERNARDI 39.789	21 28 D. KOOPMAN 35.014	21 43 L. GRUNWALD 26.076
22 33 D. VALLE 29.194	22 97 M. KAPPLER 39.807	22 93 W. KHAN 35.041	22 17 K. MEUFFELS 26.126
23 13 D. IOZZO 29.271	23 93 W. KHAN 39.899	23 96 I. PRATNA 35.131	23 97 M. KAPPLER 26.141
24 18 A. MURLEY 29.284	24 33 D. VALLE 39.927	24 19 L. BERNARDI 35.133	24 18 A. MURLEY 26.175
25 78 J. FORAY 29.442	25 15 G. VAN STRAALEN 39.939	25 27 F. ROVELLI 35.211	25 15 G. VAN STRAALEN 26.221
26 96 I. PRATNA 29.538	26 17 K. MEUFFELS 40.095	26 11 K. ARDUINI 35.218	26 64 H. DE CANCELLIS 26.248
27 19 L. BERNARDI 29.538	27 13 D. IOZZO 40.186	27 15 G. VAN STRAALEN 35.240	27 78 J. FORAY 26.272
28 15 G. VAN STRAALEN 29.566	28 18 A. MURLEY 40.189	28 18 A. MURLEY 35.271	28 93 W. KHAN 26.292
29 54 F. FULIGNI 29.588	29 27 F. ROVELLI 40.243	29 78 J. FORAY 35.378	29 13 D. IOZZO 26.385
30 93 W. KHAN 29.612	30 54 F. FULIGNI 40.433	30 17 K. MEUFFELS 35.449	30 19 L. BERNARDI 26.391
31 17 K. MEUFFELS 29.655	31 7 N. SETTIMO 40.461	31 54 F. FULIGNI 35.468	31 96 I. PRATNA 26.501
32 64 H. DE CANCELLIS 29.728	32 96 I. PRATNA 40.488	32 64 H. DE CANCELLIS 35.481	32 27 F. ROVELLI 26.564
33 27 F. ROVELLI 29.817	33 78 J. FORAY 40.499	33 13 D. IOZZO 35.513	33 54 F. FULIGNI 26.608
34 7 N. SETTIMO 29.913	34 64 H. DE CANCELLIS 40.546	34 44 S. LOCHOFF 35.877	34 7 N. SETTIMO 26.659
35 58 T. FINOCCHIARO 29.946	35 84 J. OVERBEEKE 40.848	35 7 N. SETTIMO 36.069	35 58 T. FINOCCHIARO 26.803
36 44 S. LOCHOFF 30.067	36 58 T. FINOCCHIARO 40.888	36 5 R. VOS 36.069	36 84 J. OVERBEEKE 26.917
37 79 T. ALONSO 30.292	37 44 S. LOCHOFF 41.150	37 84 J. OVERBEEKE 36.109	37 84 S. LOCHOFF 27.143
38 5 R. VOS 30.310	38 79 T. ALONSO 41.245	38 79 T. ALONSO 36.415	38 79 T. ALONSO 27.217
39 84 J. OVERBEEKE 30.502	39 5 R. VOS 41.342	39 58 T. FINOCCHIARO 36.438	39 5 R. VOS 27.361

11/05/2018

These data/results cannot be reproduced, stored and/or transmitted in whole or in part by any manner of electronic, mechanical, photocopying, recording, broadcasting or otherwise now known or herein after developed without the previous express consent by the copyright owner, except for reproduction in daily press and regular printed publications on sale to the public within 60 days of the event related to those data/results and always provided that copyright symbol appears together as follows below.

© DORNA WSBK ORGANIZATION Srl 2018



PATA Italian Round, 11-12-13 May 2018

World Supersport 300 - Ideal Times Free Practice 2nd Session

Imola Circuit 4.936 m
1 / 2

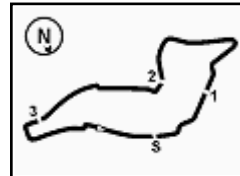
No.	Rider	Nat	Bike	Seg. 1 Diff. 1	Seg. 2 Diff. 2	Seg. 3 Diff. 3	Seg. 4 Diff. 4	Ideal Time Best Lap	Pos.	Diff.
1	2 A. CARRASCO	ESP	Kawasaki Ninja 400	28.613 0.024	38.990	34.270	25.928 0.116	2'07.801 2'07.941	1	0.140
2	95 S. DEROUÉ	NED	Kawasaki Ninja 400	28.505	39.157 0.079	34.573	25.917	2'08.152 2'08.231	2	0.079
3	21 B. SANCHEZ	ESP	Kawasaki Ninja 400	28.724 0.094	39.159	34.386 0.284	25.897 0.143	2'08.166 2'08.687	3	0.521
4	6 R. SCHOTMAN	NED	Kawasaki Ninja 400	28.621 0.169	39.368 0.190	34.545 0.114	25.837	2'08.371 2'08.844	4	0.473
5	85 K. SABATUCCI	ITA	Yamaha YZF-R3	28.817 0.189	39.662 0.240	34.393	25.596	2'08.468 2'08.897	7	0.429
6	51 M. BASTIANELLI	ITA	Kawasaki Ninja 400	28.878	39.376	34.647	25.819 0.129	2'08.720 2'08.849	5	0.129
7	55 G. HENDRA PRATAMA	INA	Yamaha YZF-R3	28.896 0.093	39.421	34.728	25.685 0.206	2'08.730 2'09.029	8	0.299
8	71 T. EDWARDS	AUS	Kawasaki Ninja 400	28.738	39.371	34.681	25.965 0.449	2'08.755 2'09.204	12	0.449
9	81 M. GONZALEZ	ESP	Yamaha YZF-R3	28.702	39.693 0.075	34.697 0.127	25.671 0.184	2'08.763 2'09.149	11	0.386
10	41 J. JÄHNIG	GER	KTM RC 390 R	28.727 0.321	39.396 0.187	34.740 0.061	25.936	2'08.799 2'09.368	13	0.569
11	22 N. KALININ	UKR	Kawasaki Ninja 400	29.193	39.430	34.524	25.737	2'08.884 2'08.884	6	
12	8 M. PEREZ	ESP	Kawasaki Ninja 400	29.159	39.182	34.669 0.479	25.968	2'08.978 2'09.457	14	0.479
13	12 A. RUSMIPUTRO	INA	Yamaha YZF-R3	28.840	39.365	34.823	25.996 0.115	2'09.024 2'09.139	10	0.115
14	14 E. DE LA VEGA	FRA	Kawasaki Ninja 400	29.025	39.462	34.769	25.783 0.096	2'09.039 2'09.135	9	0.096
15	69 M. HERRERA	ESP	Yamaha YZF-R3	29.056 0.124	39.397	34.893 0.154	25.925 0.192	2'09.271 2'09.741	15	0.470
16	43 L. GRUNWALD	GER	KTM RC 390 R	28.863 0.192	39.586	34.769 0.164	26.076 0.155	2'09.294 2'09.805	16	0.511
17	20 D. LOUREIRO	RSA	Kawasaki Ninja 400	28.948	39.627 0.029	34.960 0.080	25.980 0.185	2'09.515 2'09.809	17	0.294
18	99 P. GRASSIA	ITA	Yamaha YZF-R3	29.077 0.273	39.647	34.958	25.841 0.142	2'09.523 2'09.938	19	0.415
19	97 M. KAPPLER	GER	KTM RC 390 R	29.032 0.055	39.807	34.723 0.064	26.141 0.134	2'09.703 2'09.956	20	0.253
20	33 D. VALLE	ESP	Yamaha YZF-R3	29.194 0.018	39.927	34.830	25.848 0.049	2'09.799 2'09.866	18	0.067
21	28 D. KOOPMAN	NED	Yamaha YZF-R3	29.151	39.674 0.003	35.014 0.141	26.023	2'09.862 2'10.006	21	0.144
22	11 K. ARDUINI	ITA	Yamaha YZF-R3	29.066 0.283	39.670	35.218	25.970 0.078	2'09.924 2'10.285	22	0.361
23	93 W. KHAN	NED	Kawasaki Ninja 400	29.612 0.074	39.899	35.041	26.292	2'10.844 2'10.918	23	0.074
24	19 L. BERNARDI	ITA	Yamaha YZF-R3	29.538	39.789	35.133 0.118	26.391 0.042	2'10.851 2'11.011	24	0.160
25	18 A. MURLEY	GBR	Yamaha YZF-R3	29.284 0.073	40.189	35.271	26.175 0.663	2'10.919 2'11.655	26	0.736
26	15 G. VAN STRAALEN	NED	KTM RC 390 R	29.566 0.120	39.939	35.240 0.094	26.221 0.378	2'10.966 2'11.558	25	0.592
27	17 K. MEUFFELS	NED	KTM RC 390 R	29.655 0.467	40.095 0.401	35.449	26.126	2'11.325 2'12.193	31	0.868
28	13 D. IOZZO	RSA	Honda CBR500R	29.271 0.182	40.186 0.157	35.513 0.162	26.385 0.028	2'11.355 2'11.884	27	0.529
29	78 J. FORAY	FRA	Kawasaki Ninja 400	29.442	40.499 0.134	35.378 0.251	26.272 0.132	2'11.591 2'12.108	29	0.517
30	96 I. PRATNA	INA	Yamaha YZF-R3	29.538 0.303	40.488	35.131	26.501	2'11.658 2'11.961	28	0.303
31	27 F. ROVELLI	ITA	Kawasaki Ninja 400	29.817 0.216	40.243	35.211 0.028	26.564 0.084	2'11.835 2'12.163	30	0.328

11/05/2018

These data/results cannot be reproduced, stored and/or transmitted in whole or in part by any manner of electronic, mechanical, photocopying, recording, broadcasting or otherwise now known or herein after developed without the previous express consent by the copyright owner, except for reproduction in daily press and regular printed publications on sale to the public within 60 days of the event related to those data/results and always provided that copyright symbol appears together as follows below.

© DORNA WSBK ORGANIZATION Srl 2018





PATA Italian Round, 11-12-13 May 2018

World Supersport 300 - Ideal Times Free Practice 2nd Session

 Imola Circuit 4.936 m
2 / 2

No. Rider	Nat	Bike	Seg. 1	Seg. 2	Seg. 3	Seg. 4	Ideal Time		
			Diff. 1	Diff. 2	Diff. 3	Diff. 4	Best Lap	Pos.	Diff.
32	64 H. DE CANCELLIS	FRA Yamaha YZF-R3	29.728 0.236	40.546 0.070	35.481 0.237	26.248	2'12.003	33	0.543
33	54 F. FULIGNI	ITA Yamaha YZF-R3	29.588 0.122	40.433 0.170	35.468 0.035	26.608	2'12.097	32	0.327
34	7 N. SETTIMO	ITA Honda CBR500R	29.913 0.216	40.461	36.069	26.659 0.078	2'13.102	34	0.294
35	58 T. FINOCCHIARO	GBR Honda CBR500R	29.946 0.193	40.888	36.438 0.138	26.803 0.279	2'14.075	36	0.610
36	44 S. LOCHOFF	RSA Yamaha YZF-R3	30.067 0.329	41.150	35.877 0.072	27.143 0.007	2'14.237	35	0.408
37	84 J. OVERBEEKE	NED Yamaha YZF-R3	30.502 0.119	40.848	36.109	26.917 0.336	2'14.376	37	0.455
38	5 R. VOS	NED KTM RC 390 R	30.310	41.342 0.012	36.069 0.267	27.361	2'15.082	39	0.279
39	79 T. ALONSO	POR Yamaha YZF-R3	30.292	41.245	36.415 0.123	27.217 0.006	2'15.169	38	0.129
Overall Ideal Time			28.505	38.990	34.270	25.596	2'07.361		

11/05/2018

These data/results cannot be reproduced, stored and/or transmitted in whole or in part by any manner of electronic, mechanical, photocopying, recording, broadcasting or otherwise now known or herein after developed without the previous express consent by the copyright owner, except for reproduction in daily press and regular printed publications on sale to the public within 60 days of the event related to those data/results and always provided that copyright symbol appears together as follows below.

© DORNA WSBK ORGANIZATION Srl 2018



Official Fuel Supplier

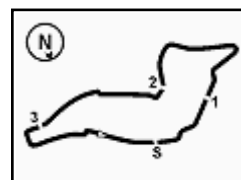


FKR PERGOIA TIMING

Official Tyre Supplier



Official Timekeeper



PATA Italian Round, 11-12-13 May 2018

World Supersport 300 - Chronological Analysis Free Practice 2nd Session

Imola Circuit 4.936 m

3 / 6

16° 43 L. GRUNWALD (2'09.805)

Lap	Seg.1	Seg.2	Seg.3	Seg.4	Lap Time	km/h	Local Time
1							16:59'59.386
2	47.748	41.054	36.292	28.739	2'33.833P	133,9	17:02'33.219
3	29.927	41.154	34.864	26.710	2'12.655	188,3	17:04'45.874
4	29.174	40.372	35.592	26.499	2'11.637	181,0	17:06'57.511
5	28.943	40.122	35.307	4'36.778	6'21.150P	181,0	17:13'18.661
6					2'01.035CP		17:15'19.696
7					5'34.868P		17:20'54.564
8	46.429	41.351	35.461	27.204	2'30.445P	148,2	17:23'25.009
9	29.218	40.511	35.066	26.454	2'11.249	186,7	17:25'36.258
10	28.973	40.015	34.769	26.521	2'10.278	183,2	17:27'46.536
11	29.311	40.192	35.060	26.294	2'10.857	186,3	17:29'57.393
12	29.055	39.586	34.933	26.231	2'09.805	182,2	17:32'07.198
13	28.863	39.885	34.998	26.076	2'09.822	183,5	17:34'17.020
14	29.026	40.000	34.926	26.519	2'10.471	180,4	17:36'27.491
15	29.139	39.841	34.822	26.137	2'09.939	178,6	17:38'37.430

10	29.813	39.679	35.204	26.051	2'10.747	181,3	17:29'56.741
11	29.350	39.647	34.958	25.983	2'09.938	178,0	17:32'06.679
12	29.272	40.100	35.291	26.201	2'10.864	180,7	17:34'17.543
13	29.077	39.827	35.409	25.841	2'10.154	180,4	17:36'27.697
14	29.257	39.806	35.321	25.968	2'10.352	179,2	17:38'38.049

20° 97 M. KAPPLER (2'09.956)

Lap	Seg.1	Seg.2	Seg.3	Seg.4	Lap Time	km/h	Local Time
1							
2	29.550	41.447	35.774	26.753	2'13.524	183,8	17:04'37.051
3	29.588	40.356	35.231	26.208	2'11.383	181,3	17:06'48.434
4	29.435	40.371	35.215	26.519	2'11.540	181,3	17:08'59.974
5	29.627	40.099	35.098	26.141	2'10.965	179,2	17:11'10.939
6	29.515	40.017	35.475	26.271	2'11.278	181,0	17:13'22.217
7	31.812	43.526	40.262	5'36.010	7'31.610P	176,3	17:20'53.827
8	47.185	41.441	35.589	27.264	2'31.479P	131,5	17:23'28.306
9	29.319	40.700	35.485	26.897	2'12.401	189,6	17:25'37.707
10	29.087	39.807	34.787	26.275	2'09.956	184,4	17:27'47.663
11	29.032	39.842	35.134	26.565	2'10.573	182,9	17:29'58.236
12	29.585	39.914	34.897	26.315	2'10.711	183,2	17:32'08.947
13	29.203	40.053	34.967	26.326	2'10.549	184,1	17:34'19.496
14	29.645	40.120	34.723	26.223	2'10.711	179,2	17:36'30.207
15	29.335	39.943	35.194	26.328	2'10.800	182,6	17:38'41.007

17° 20 D. LOUREIRO (2'09.809)

Lap	Seg.1	Seg.2	Seg.3	Seg.4	Lap Time	km/h	Local Time
1							17:01'02.995
2	43.662	42.308	36.060	26.460	2'28.490P	150,5	17:03'31.485
3	29.281	40.104	35.309	26.345	2'11.039	183,5	17:05'42.524
4	29.062	39.651	35.426	26.135	2'10.274	182,2	17:07'52.798
5	29.233	39.996	35.225	26.044	2'10.498	182,9	17:10'03.296
6	29.196	39.627	34.960	26.156	2'09.939	181,0	17:12'13.235
7	29.781	41.595	37.917	7'52.536	9'41.829P	179,8	17:21'55.064
8	46.188	40.519	35.424	26.158	2'28.289P	153,1	17:24'23.353
9	29.184	39.932	35.247	25.980	2'10.343	179,2	17:26'33.696
10	29.075	39.906	35.450	26.276	2'10.707	182,2	17:28'44.403
11	29.314	40.178	35.828	26.957	2'12.277	181,6	17:30'56.680
12	28.948	39.656	35.040	26.165	2'09.809	184,7	17:33'06.489
13	29.825	40.848	38.206	29.327	2'18.206	179,2	17:35'24.695
14	28.998	39.827	36.267	26.040	2'11.132	181,6	17:37'35.827

21° 28 D. KOOPMAN (2'10.006)

Lap	Seg.1	Seg.2	Seg.3	Seg.4	Lap Time	km/h	Local Time
1							
2	29.871	41.614	35.831	26.864	2'14.180	182,9	17:04'38.867
3	30.060	40.426	35.808	27.341	2'13.635	176,3	17:06'52.502
4	29.904	40.831	36.580	26.540	2'13.855	176,9	17:09'06.357
5	29.531	40.108	35.922	26.610	2'12.171	179,8	17:11'18.528
6	29.558	40.275	35.981	26.327	2'12.141C	180,4	17:13'30.669
7	31.397	41.731	39.077	1'14.712	3'06.917CP	168,9	17:16'37.586
8					4'00.186P		17:20'37.772
9	55.771	41.396	35.918	26.977	2'40.062P	136,5	17:23'17.834
10	30.123	40.211	35.546	26.201	2'12.081	172,9	17:25'29.915
11	29.744	40.317	35.620	26.247	2'11.928	176,9	17:27'41.843
12	31.212	41.142	35.488	26.358	2'14.200	172,4	17:29'56.043
13	29.249	39.674	35.229	26.344	2'10.496	181,3	17:32'06.539
14	29.151	39.677	35.155	26.023	2'10.006	180,1	17:34'16.545
15	29.355	39.849	35.014	49.787	2'34.005	178,6	17:36'50.550
16	29.868	40.066	35.832	27.877	2'13.643	175,2	17:39'04.193

18° 33 D. VALLE (2'09.866)

Lap	Seg.1	Seg.2	Seg.3	Seg.4	Lap Time	km/h	Local Time
1		44.011	39.619	28.032		113,3	17:02'31.475
2	29.861	40.638	35.348	26.086	2'11.933	180,1	17:04'43.408
3	29.913	40.269	35.235	26.028	2'11.445	181,0	17:06'54.853
4	29.464	40.007	35.014	26.272	2'10.757	178,9	17:09'05.610
5	29.194	40.413	35.257	25.903	2'10.767	181,9	17:11'16.377
6	29.546	39.983	35.654	26.066	2'11.249C	176,6	17:13'27.626
7	30.635	43.359	38.041	5'12.124	7'04.159P	173,5	17:20'31.785
8	1'03.851	41.610	36.395	41.149	3'03.005P	145,3	17:23'34.790
9	55.465	45.622	34.833	25.848	2'41.768P		17:26'16.558
10	31.085	44.007	39.596	26.143	2'20.831	179,8	17:28'37.389
11	29.752	40.474	35.637	33.741	2'19.604	174,9	17:30'56.993
12	29.212	39.927	34.830	25.897	2'09.866	181,3	17:33'06.859
13	29.424	40.563	38.099	28.492	2'16.578	178,9	17:35'23.437
14	29.980	40.381	35.486	26.116	2'11.963	174,6	17:37'35.400

22° 11 K. ARDUINI (2'10.285)

Lap	Seg.1	Seg.2	Seg.3	Seg.4	Lap Time	km/h	Local Time
1							
2	30.769	41.059	36.418	27.150	2'15.396	166,5	17:04'34.184
3	29.975	40.818	35.739	26.413	2'12.945	169,9	17:06'47.129
4	29.993	39.919	35.909	26.669	2'12.490	169,7	17:08'59.619
5	30.096	40.149	35.496	26.262	2'12.003	172,9	17:11'11.622
6	29.755	39.931	35.788	26.399	2'11.873	172,1	17:13'23.495
7	30.627	41.770	36.497	27.329	9'57.904	119,9	17:23'21.399
8	29.684	40.446	35.491	26.216	2'11.837	175,4	17:25'33.236
9	29.630	39.793	35.504	26.359	2'11.286	172,4	17:27'44.522
10	29.366	39.893	35.531	26.065	2'10.855	172,6	17:29'55.377
11	29.144	39.975	35.536	26.371	2'11.026	176,6	17:32'06.403
12	29.378	39.751	35.714	26.507	2'11.350	176,0	17:34'17.753
13	29.066	39.803	35.475	25.970	2'10.314	179,5	17:36'28.067
14	29.349	39.670	35.218	26.048	2'10.285	175,4	17:38'38.352

23° 93 W. KHAN (2'10.918)

Lap	Seg.1	Seg.2	Seg.3	Seg.4	Lap Time	km/h	Local Time
1							
2	30.038	41.403	35.576	26.516	2'13.533	179,8	17:04'36.449

11/05/2018 P = Pits In/Out - C = Lap Time Cancelled

These data/results cannot be reproduced, stored and/or transmitted in whole or in part by any manner of electronic, mechanical, photocopying, recording, broadcasting or otherwise now known or herein after developed without the previous express consent by the copyright owner, except for reproduction in daily press and regular printed publications on sale to the public within 60 days of the event related to those data/results and always provided that copyright symbol appears together as follows below.

© DORNA WSBK ORGANIZATION Srl 2018



Official Fuel Supplier

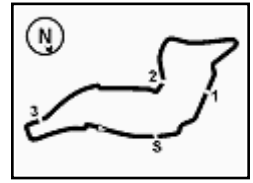


FKR PERUGIA TIMING

Official Tyre Supplier



Official Timekeeper



PATA Italian Round, 11-12-13 May 2018
World Supersport 300 - Chronological Analysis Free Practice 2nd Session

3	29.806	41.012	35.593	21'35.140	23'21.551P	179,2	17:27'58.000
4	42.853	41.864	35.732	27.215	2'27.664P	145,5	17:30'25.664
5	30.257	40.552	35.681	26.695	2'13.185	177,2	17:32'38.849
6	30.122	40.335	35.474	26.581	2'12.512	175,2	17:34'51.361
7	29.612	40.443	35.437	26.305	2'11.797	178,9	17:37'03.158
8	29.686	39.899	35.041	26.292	2'10.918	181,3	17:39'14.076

8	1'01.445	41.514	36.140	26.757	2'45.856P	107,7	17:23'18.857
9	29.870	40.186	35.513	26.385	2'11.954	176,3	17:25'30.811
10	29.897	41.301	35.606	26.539	2'13.343	178,0	17:27'44.154
11	29.271	41.116	35.772	27.187	2'13.346C	181,3	17:29'57.500
12	34.789	40.229	35.608	26.822	2'17.448C	169,4	17:32'14.948
13	29.294	40.214	35.764	26.680	2'11.952	183,8	17:34'26.900
14	30.250	43.222	36.508	26.756	2'16.736C	176,0	17:36'43.636
15	32.942	40.577	35.909	26.443	2'15.871C	168,6	17:38'59.507

24° 19 L. BERNARDI (2'11.011)

Lap	Seg.1	Seg.2	Seg.3	Seg.4	Lap Time	km/h	Local Time
1		41.820	40.741	28.036		146,6	17:02'22.968
2	30.107	40.988	35.919	26.504	2'13.518	176,3	17:04'36.486
3	29.867	40.279	35.140	26.391	2'11.677	176,9	17:06'48.163
4	29.548	39.833	35.195	26.496	2'11.072	176,0	17:08'59.235
5	31.278	40.504	35.666	10'21.365	12'08.813P	169,7	17:21'08.048
6	45.570	44.485	37.198	1'21.891	3'29.144P	144,9	17:24'37.192
7	47.124	1'04.219	49.096	27.932	3'08.371P	101,5	17:27'45.563
8	30.260	41.191	35.960	26.995	2'14.406	179,5	17:29'59.969
9	29.571	39.978	35.133	26.636	2'11.318	178,9	17:32'11.287
10	29.847	39.982	35.338	26.514	2'11.681	174,9	17:34'22.968
11	32.644	44.541	37.690	26.824	2'21.699	172,1	17:36'44.667
12	29.538	39.789	35.251	26.433	2'11.011	178,9	17:38'55.678

28° 96 I. PRATNA (2'11.961)

Lap	Seg.1	Seg.2	Seg.3	Seg.4	Lap Time	km/h	Local Time
1		42.299	38.162	29.297		145,1	17:02'25.043
2	29.809	41.688	35.761	27.348	2'14.606	179,2	17:04'39.649
3	30.508	40.773	35.811	32.519	2'19.611	172,4	17:06'59.260
4	30.499	41.001	37.677	1'32.394	3'21.571P	172,9	17:10'20.831
5	44.597	50.746	42.784	8'03.368	10'21.495P	104,2	17:20'42.326
6	54.725	40.821	36.833	32.852	2'45.231P	101,3	17:23'27.557
7	29.841	40.488	35.131	26.501	2'11.961	180,1	17:25'39.518
8	29.538	40.749	35.166	26.910	2'12.363	178,3	17:27'51.881
9	30.583	40.943	36.517	27.285	2'15.328	172,6	17:30'07.209
10	30.210	40.576	35.881	26.590	2'13.257	177,2	17:32'20.466
11	30.158	40.688	35.670	26.876	2'13.392	172,1	17:34'33.858
12	30.236	40.694	35.486	26.567	2'12.983	171,3	17:36'46.841
13	29.809	41.019	35.509	28.067	2'14.404	176,3	17:39'01.245

25° 15 G. VAN STRAALEN (2'11.558)

Lap	Seg.1	Seg.2	Seg.3	Seg.4	Lap Time	km/h	Local Time
1		43.974	39.646	27.308		143,7	17:02'24.368
2	29.985	40.844	37.865	2'17.415	4'06.109P	180,1	17:06'30.477
3	40.177	41.013	36.215	26.662	2'24.067P	144,3	17:08'54.544
4	30.849	40.795	35.506	26.620	2'13.770	172,1	17:11'08.314
5	30.348	40.468	35.534	26.335	2'12.685	172,1	17:13'20.999
6	31.899	44.175	39.826	5'41.391	7'37.291P	169,7	17:20'58.290
7	46.511	41.302	35.335	26.590	2'29.738P	147,8	17:23'28.028
8	29.736	40.494	35.444	26.426	2'12.100	182,2	17:25'40.128
9	30.023	40.139	36.548	26.353	2'13.063	173,2	17:27'53.191
10	29.566	40.789	35.430	26.678	2'12.463	180,4	17:30'05.654
11	29.667	40.536	36.213	48.628	2'35.044P	182,6	17:32'40.698
12	38.532	40.960	35.916	26.809	2'22.217P	135,6	17:35'02.915
13	30.058	40.312	35.240	26.221	2'11.831	173,2	17:37'14.746
14	29.686	39.939	35.334	26.599	2'11.558	175,2	17:39'26.304

29° 78 J. FORAY (2'12.108)

Lap	Seg.1	Seg.2	Seg.3	Seg.4	Lap Time	km/h	Local Time
1							17:00'01.890
2	43.097	42.994	36.852	29.185	2'32.128P	143,0	17:02'34.018
3	30.170	41.995	36.489	27.638	2'16.292	183,2	17:04'50.310
4	30.927	41.781	36.976	27.430	2'17.114	180,1	17:07'07.424
5	29.778	41.678	36.310	27.464	2'15.230	181,0	17:09'22.654
6	30.344	43.189	36.009	27.335	2'16.877	174,6	17:11'39.531
7	29.940	41.796	36.524	7'19.630	9'07.890P	181,3	17:20'47.421
8	51.321	41.656	36.527	27.787	2'37.291P	133,1	17:23'24.712
9	29.624	41.843	36.247	26.876	2'14.590	183,2	17:25'39.302
10	29.677	41.435	35.982	26.447	2'13.541	181,3	17:27'52.843
11	29.543	40.883	35.533	26.595	2'12.554	180,4	17:30'05.397
12	29.641	40.703	35.604	26.272	2'12.220	179,8	17:32'17.617
13	29.442	40.633	35.629	26.404	2'12.108	180,4	17:34'29.725
14	29.564	41.784	36.382	26.726	2'14.456	181,9	17:36'44.181
15	29.577	40.499	35.378	26.787	2'12.241	178,0	17:38'56.422

26° 18 A. MURLEY (2'11.655)

Lap	Seg.1	Seg.2	Seg.3	Seg.4	Lap Time	km/h	Local Time
1		43.454	40.389	29.045		126,3	17:02'32.715
2	30.803	41.722	36.536	26.725	2'15.786	180,7	17:04'48.501
3	31.158	40.960	37.105	26.855	2'16.078	174,3	17:07'04.579
4	29.951	40.574	35.711	26.884	2'13.120C	173,7	17:09'17.699
5	32.266	41.639	42.442	27.270	2'23.617C	169,9	17:11'41.316
6	29.890	41.329	36.149	27.311	1'14.859	140,2	17:23'23.175
7	29.584	40.825	35.702	26.175	2'12.286	181,9	17:25'35.461
8	29.365	40.691	35.661	26.689	2'12.406	179,5	17:27'47.867
9	29.284	40.272	35.820	26.613	2'11.989	183,8	17:29'59.856
10	29.709	40.881	35.483	26.429	2'12.502	177,5	17:32'12.358
11	29.557	40.201	39.696	26.602	2'16.056C	175,7	17:34'28.414
12	29.471	42.029	38.257	27.049	2'16.806	177,5	17:36'45.220
13	29.357	40.189	35.271	26.838	2'11.655	177,8	17:38'56.875

30° 27 F. ROVELLI (2'12.163)

Lap	Seg.1	Seg.2	Seg.3	Seg.4	Lap Time	km/h	Local Time
1							17:00'36.949
2	46.488	45.780	37.415	27.185	2'36.868P	136,1	17:03'13.817
3	30.033	40.243	35.239	26.648	2'12.163	178,6	17:05'25.980
4	29.823	42.818	35.655	26.785	2'15.081	178,3	17:07'41.061
5	30.109	40.596	35.456	26.914	2'13.075	177,2	17:09'54.136
6	30.337	41.861	36.855	10'24.440	12'13.493P	175,7	17:22'07.629
7	39.566	41.532	36.337	27.311	2'24.746P	149,9	17:24'32.375
8	30.332	40.787	35.832	26.564	2'13.515	175,4	17:26'45.890
9	30.003	40.700	35.378	29.184	2'15.265	176,3	17:29'01.155
10	30.167	40.914	36.136	26.720	2'13.937	176,0	17:31'15.092
11	29.931	40.672	35.712	27.393	2'13.708	176,6	17:33'28.800
12	30.190	40.425	35.211	26.674	2'12.500	174,9	17:35'41.300
13	29.817	40.531	36.210	27.027	2'13.585	177,5	17:37'54.885

27° 13 D. IOZZO (2'11.884)

Lap	Seg.1	Seg.2	Seg.3	Seg.4	Lap Time	km/h	Local Time
1		42.971	37.714	27.461		147,6	17:02'19.660
2	30.435	41.015	36.191	27.304	2'14.945	175,4	17:04'34.605
3	29.922	41.116	35.796	26.653	2'13.487	180,4	17:06'48.092
4	29.609	40.723	35.759	26.573	2'12.664	178,3	17:09'00.756
5	29.453	40.343	35.675	26.413	2'11.884	179,8	17:11'12.640
6	29.933	40.206	37.113	26.838	2'14.090C	177,5	17:13'26.730
7	31.271	42.188	37.846	5'14.966	7'06.271P	169,4	17:20'33.001

31° 17 K. MEUFFELS (2'12.193)

Lap	Seg.1	Seg.2	Seg.3	Seg.4	Lap Time	km/h	Local Time
1						140,2	17:02'23.981
2	30.496	41.319	35.674	26.571	2'14.060	184,1	17:04'38.041
3	30.316	40.471	35.814	27.010	2'13.611	176,6	17:06'51.652

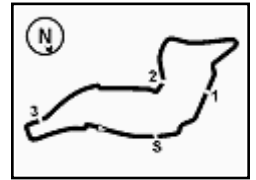
11/05/2018

P = Pits In/Out - C = Lap Time Cancelled

These data/results cannot be reproduced, stored and/or transmitted in whole or in part by any manner of electronic, mechanical, photocopying, recording, broadcasting or otherwise now known or herein after developed without the previous express consent by the copyright owner, except for reproduction in daily press and regular printed publications on sale to the public within 60 days of the event related to those data/results and always provided that copyright symbol appears together as follows below.

© DORNA WSBK ORGANIZATION Srl 2018





Imola Circuit 4.936 m

PATA Italian Round, 11-12-13 May 2018

World Supersport 300 - Chronological Analysis Free Practice 2nd Session

5 / 6

Lap	Seg.1	Seg.2	Seg.3	Seg.4	Lap Time	km/h	Local Time
4	30.184	40.920	35.670	26.338	2'13.112	177,8	17:09'04.764
5	29.801	40.479	36.376	26.440	2'13.096	179,2	17:11'17.860
6	29.691	40.452	36.482	26.452	2'13.077C	180,1	17:13'30.937
7	31.683	42.030	39.058	5'22.141	7'14.912P	167,8	17:20'45.849
8	51.833	41.381	35.974	27.036	2'36.224P	127,4	17:23'22.073
9	30.122	40.496	35.449	26.126	2'12.193	183,5	17:25'34.266
10	29.944	40.095	35.806	26.686	2'12.531	179,8	17:27'46.797
11	29.655	40.306	37.167	26.788	2'13.916	183,2	17:30'00.713
12	30.166	40.956	35.911	26.462	2'13.495	183,2	17:32'14.208
13	30.077	40.480	35.929	26.785	2'13.271	178,0	17:34'27.479

32° 54 F. FULIGNI (2'12.424)							
Lap	Seg.1	Seg.2	Seg.3	Seg.4	Lap Time	km/h	Local Time
1		43.371	38.093	28.162		149,1	17:02'23.362
2	30.282	41.366	35.970	26.881	2'14.499	180,1	17:04'37.861
3	30.159	40.629	36.178	27.528	2'14.494	180,4	17:06'52.355
4	29.970	40.784	36.066	26.942	2'13.762	175,4	17:09'06.117
5	29.940	40.433	35.752	27.190	2'13.315	177,5	17:11'19.432
6	30.040	40.451	35.900	26.938	2'13.329C	176,3	17:13'32.761
7	31.449	41.634	37.248	5'15.962	7'06.293P	168,6	17:20'39.054
8	57.188	41.184	36.401	27.453	2'42.226P	106,1	17:23'21.280
9	30.164	40.520	35.468	27.241	2'13.393	176,9	17:25'34.673
10	29.588	40.810	35.649	26.795	2'12.842	184,1	17:27'47.515
11	29.862	40.664	35.586	26.870	2'12.982	180,1	17:30'00.497
12	30.315	40.843	36.126	26.868	2'14.152	179,8	17:32'14.649
13	29.772	40.691	35.864	26.919	2'13.246	180,1	17:34'27.895
14	29.851	42.839	36.622	27.378	2'16.690	174,6	17:36'44.585
15	29.710	40.603	35.503	26.608	2'12.424	177,8	17:38'57.009

33° 64 H. DE CANCELLIS (2'12.546)							
Lap	Seg.1	Seg.2	Seg.3	Seg.4	Lap Time	km/h	Local Time
1		44.260	39.477	29.400		136,6	17:02'33.577
2	30.090	41.874	36.335	26.912	2'15.211	178,6	17:04'48.788
3	31.320	41.316	36.748	26.817	2'16.201	176,0	17:07'04.989
4	29.894	40.546	35.778	27.709	2'13.927	175,7	17:09'18.916
5	30.253	41.074	36.015	26.690	2'14.032	176,0	17:11'32.948
6	30.289	41.171	35.987	7'23.208	9'10.655P	172,4	17:20'43.603
7	55.603	41.365	36.519	26.814	2'40.301P	141,8	17:23'23.904
8	29.835	40.692	36.059	27.009	2'13.595	176,9	17:25'37.499
9	29.728	40.834	35.481	26.655	2'12.698	181,9	17:27'50.197
10	30.227	40.880	35.676	26.575	2'13.358	173,2	17:30'03.555
11	30.002	40.903	35.613	26.409	2'12.927	174,6	17:32'16.482
12	29.964	40.616	35.718	26.248	2'12.546	174,6	17:34'29.028
13	29.732	41.071	35.699	26.616	2'13.118	175,2	17:36'42.146
14	30.276	40.701	35.635	26.458	2'13.070	170,7	17:38'55.216

34° 7 N. SETTIMO (2'13.396)							
Lap	Seg.1	Seg.2	Seg.3	Seg.4	Lap Time	km/h	Local Time
1							16:59'59.557
2	47.591	42.548	36.988	28.113	2'35.240P	138,2	17:02'34.797
3	30.125	41.174	36.309	27.591	2'15.199	178,6	17:04'49.996
4	30.414	41.555	37.186	28.013	2'17.168	180,7	17:07'07.164
5	30.053	41.288	36.509	27.400	2'15.250	177,2	17:09'22.414
6	30.418	41.376	36.858	27.685	2'16.337	176,6	17:11'38.751
7	30.006	42.510	37.293	27.796	1'148.287	146,0	17:23'27.038
8	29.913	41.465	36.318	27.020	2'14.716	178,6	17:25'41.754
9	30.210	40.706	36.328	27.099	2'14.343	175,2	17:27'56.097
10	30.230	41.035	35.605	28.439	2'32.309C	175,4	17:30'28.406
11	30.401	41.280	36.389	27.163	2'15.233	172,9	17:32'43.639
12	30.129	40.461	36.069	26.737	2'13.396	176,6	17:34'57.035
13	30.200	40.929	36.335	26.659	2'14.123	173,7	17:37'11.158
14	30.454	41.070	36.367	27.114	2'15.005	174,0	17:39'26.163

35° 44 S. LOCHOFF (2'14.645)							
Lap	Seg.1	Seg.2	Seg.3	Seg.4	Lap Time	km/h	Local Time
1			43.775	37.429	27.723	144,7	17:02'21.611
2	31.041	42.976	36.458	27.764	2'18.239	170,5	17:04'39.850
3	30.358	41.755	36.691	28.233	2'17.037	176,6	17:06'56.887
4	30.316	41.694	36.817	27.767	2'16.594	179,8	17:09'13.481
5	30.910	42.091	36.600	27.957	2'17.558	171,3	17:11'31.039
6	31.014	42.555	36.243	7'11.139	9'00.951P	171,0	17:20'31.990
7	1'00.527	42.691	36.910	28.017	2'48.145P	141,5	17:23'20.135
8	30.765	42.045	36.425	27.955	2'17.190	172,9	17:25'37.325
9	30.255	41.158	35.890	27.784	2'15.087	178,0	17:27'52.412
10	30.348	41.189	35.877	27.295	2'14.709	176,3	17:29'07.121
11	30.396	41.150	35.949	27.150	2'14.645	176,9	17:32'21.766
12	30.067	41.467	36.665	27.143	2'15.342	176,6	17:34'37.108
13	31.119	44.873	36.956	27.983	2'20.931	172,9	17:36'58.039

36° 58 T. FINOCCHIARO (2'14.685)							
Lap	Seg.1	Seg.2	Seg.3	Seg.4	Lap Time	km/h	Local Time
1							16:59'57.932
2	44.160	42.929	38.122	28.900	2'34.111P	146,0	17:02'32.043
3	30.733	42.291	36.958	27.682	2'17.664	179,5	17:04'49.707
4	30.811	43.847	36.930	27.468	2'19.056	178,6	17:07'08.763
5	30.804	41.974	36.438	27.583	2'16.799	176,9	17:09'25.562
6	30.435	42.153	36.676	27.625	2'16.889	175,7	17:11'42.451
7	30.311	41.994	38.487	27.677	1'144.929	143,7	17:23'27.380
8	29.946	41.296	36.506	27.283	2'15.031	180,4	17:25'42.411
9	30.139	40.888	36.576	27.082	2'14.685	177,8	17:27'57.096
10	30.288	41.114	36.445	27.114	2'14.961	176,3	17:30'12.057
11	30.416	41.047	36.717	26.957	2'15.137	174,9	17:32'27.194
12	30.247	41.368	36.631	27.031	2'15.277	174,6	17:34'42.471
13	30.340	41.072	36.699	27.601	2'15.712	173,7	17:36'58.183
14	31.113	41.195	36.466	26.803	2'15.577	172,4	17:39'13.760

37° 84 J. OVERBEEKE (2'14.831)							
Lap	Seg.1	Seg.2	Seg.3	Seg.4	Lap Time	km/h	Local Time
1		43.005	37.817	28.009		133,4	17:02'25.531
2	30.857	41.366	36.582	27.241	2'16.046	174,0	17:04'41.577
3	30.502	40.991	36.980	1'41.203	3'29.676P	170,5	17:08'11.253
4	46.929	47.983	38.559	48.469	3'01.940P	132,8	17:11'13.193
5	39.734	42.753	38.215	30.520	2'31.222CP	144,1	17:13'44.415
6	36.265	51.770	47.650	5'12.146	7'27.831P	145,7	17:21'12.246
7	41.730	42.787	36.868	28.937	2'30.322P	141,5	17:23'42.568
8	31.321	41.446	36.568	47.808	2'37.143P	166,3	17:26'19.711
9	40.912	41.541	37.577	26.917	2'26.947P	120,2	17:28'46.658
10	30.666	40.961	36.129	27.195	2'14.951	166,3	17:31'01.609
11	31.242	40.772	39.770	29.659	2'27.743	167,6	17:33'29.352
12	30.621	40.848	36.109	27.253	2'14.831	170,5	17:35'44.183
13	30.730	41.228	36.367	26.985	2'15.310	167,3	17:37'59.493

38° 79 T. ALONSO (2'15.298)							
Lap	Seg.1	Seg.2	Seg.3	Seg.4	Lap Time	km/h	Local Time
1		43.790	38.156	28.511		145,1	17:02'22.646
2	31.744	42.505	37.142	28.055	2'19.446	169,4	17:04'42.092
3	31.122	41.759	37.064	28.198	2'18.143	172,9	17:07'00.235
4	30.623	41.965	37.885	27.908	2'18.381	173,2	17:09'18.616
5	30.854	41.652	36.460	27.804	2'16.770	171,0	17:11'35.386
6	30.749	41.645	37.011	7'05.085	8'54.490P	171,5	17:20'29.876
7	1'03.091	42.795	37.393	28.054	2'51.333P	141,5	17:23'21.209
8	30.964	42.611	37.360	28.058	2'18.993C	172,9	17:25'40.202
9	34.061	41.701	36.838	27.454	2'20.054C	166,8	17:28'00.256
10	30.583	41.632	36.415	27.543	2'16.173	171,5	17:30'16.429
11	30.511	41.679	36.585	27.384	2'16.159	170,7	17:32'32.588
12	30.504	41.467	36.574	27.217	2'15.762	171,0	17:34'48.350
13	30.570	41.513	36.701	27.374	2'16.158	169,9	17:37'04.508

11/05/2018

P = Pits In/Out - C = Lap Time Cancelled

These data/results cannot be reproduced, stored and/or transmitted in whole or in part by any manner of electronic, mechanical, photocopying, recording, broadcasting or otherwise now known or herein after developed without the previous express consent by the copyright owner, except for reproduction in daily press and regular printed publications on sale to the public within 60 days of the event related to those data/results and always provided that copyright symbol appears together as follows below.

© DORNA WSBK ORGANIZATION Srl 2018



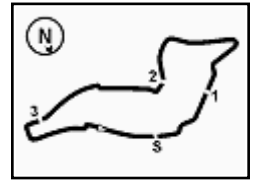
Official Fuel Supplier



FKR PERUGIA TIMING

Official Tyre Supplier





PATA Italian Round, 11-12-13 May 2018

World Supersport 300 - Chronological Analysis Free Practice 2nd Session

14 **30.292** **41.245** 36.538 27.223 **2'15.298** 173,7 17:39'19.806

39°							
5 R. VOS (2'15.361)							
Lap	Seg.1	Seg.2	Seg.3	Seg.4	Lap Time	km/h	Local Time
1		43.600	37.609	27.721		145,7	17:02'22.046
2	30.310	41.354	36.336	27.361	2'15.361	180,7	17:04'37.407
3	30.988	41.842			25'09.159P	175,7	17:29'46.566
4	45.982	44.034	37.484	47.904	2'55.404P	131,5	17:32'41.970

11/05/2018 P = Pits In/Out - C = Lap Time Cancelled

These data/results cannot be reproduced, stored and/or transmitted in whole or in part by any manner of electronic, mechanical, photocopying, recording, broadcasting or otherwise now known or herein after developed without the previous express consent by the copyright owner, except for reproduction in daily press and regular printed publications on sale to the public within 60 days of the event related to those data/results and always provided that copyright symbol appears together as follows below.

© DORNA WSBK ORGANIZATION Srl 2018



Official Fuel Supplier

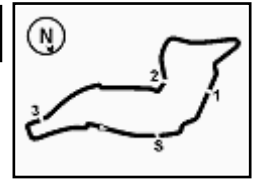


FKR PERUGIA TIMING

Official Tyre Supplier



Official Timekeeper



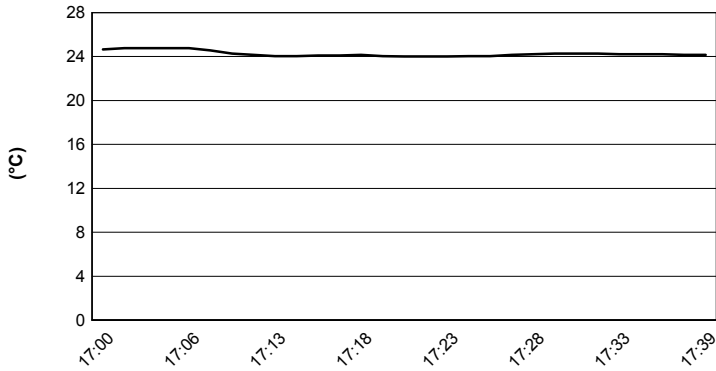
Imola Circuit 4.936 m

PATA Italian Round, 11-12-13 May 2018

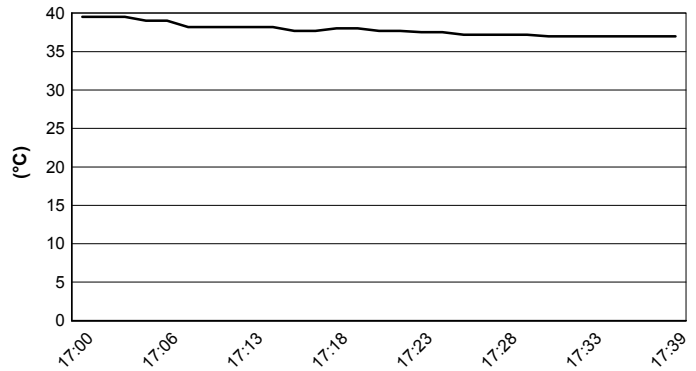
World Supersport 300 - Weather Report Free Practice 2nd Session

Session started 17:00 - Session ended 17:40

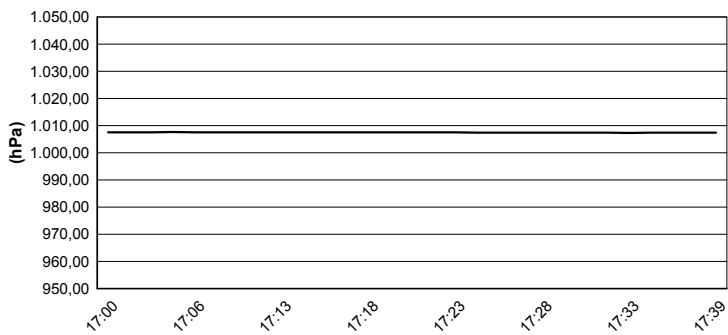
Air Temperature



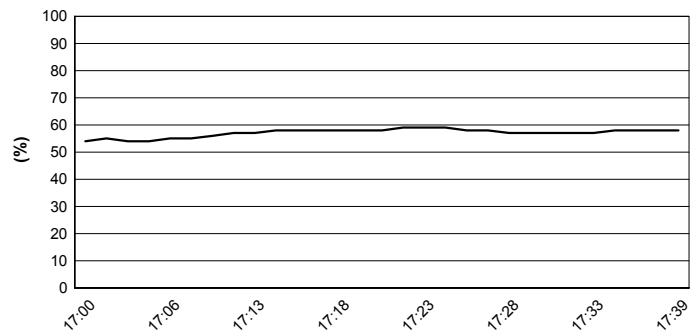
Track Temperature



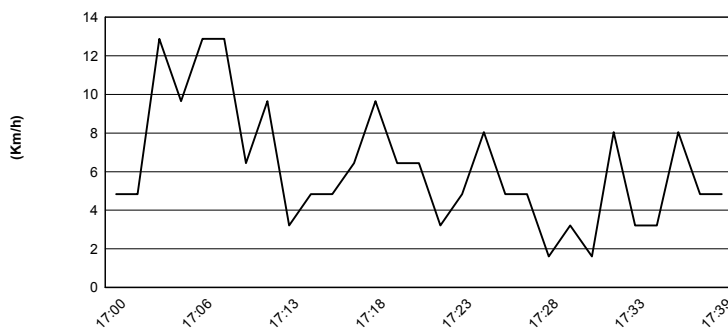
Air Pressure



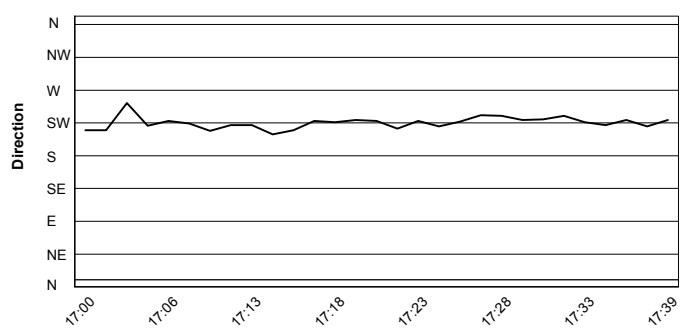
Humidity



Wind Speed



Wind Direction



11/05/2018

These data/results cannot be reproduced, stored and/or transmitted in whole or in part by any manner of electronic, mechanical, photocopying, recording, broadcasting or otherwise now known or herein after developed without the previous express consent by the copyright owner, except for reproduction in daily press and regular printed publications on sale to the public within 60 days of the event related to those data/results and always provided that copyright symbol appears together as follows below.

© DORNA WSBK ORGANIZATION Srl 2018



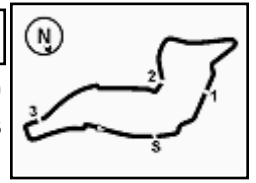
Official Fuel Supplier



Official Tyre Supplier



Official Timekeeper



Imola Circuit 4.936 m

PATA Italian Round, 11-12-13 May 2018
World Supersport 300 - Superpoles Entry List

Superpole 1

FPs Pos	No. Rider	Nat	Team	Bike	Time
11	81 M. GONZALEZ	ESP	Pertamina Almeria BCD Junior Team by MS	Yamaha YZF-R3	2'09.149
12	71 T. EDWARDS	AUS	Nutec - Benjan - Kawasaki	Kawasaki Ninja 400	2'09.204
13	41 J. JÄHNIG	GER	Freudenberg KTM Junior Team	KTM RC 390 R	2'09.368
14	20 D. LOUREIRO	RSA	DS Junior Team	Kawasaki Ninja 400	2'09.404
15	8 M. PEREZ	ESP	Kawasaki ParkinGO Team	Kawasaki Ninja 400	2'09.447
16	69 M. HERRERA	ESP	BCD Yamaha MS Racing	Yamaha YZF-R3	2'09.741
17	43 L. GRUNWALD	GER	Freudenberg KTM WorldSSP Team	KTM RC 390 R	2'09.805
18	33 D. VALLE	ESP	BCD Yamaha MS Racing	Yamaha YZF-R3	2'09.866
19	99 P. GRASSIA	ITA	BIBLION YAMAHA MOTOXRACING	Yamaha YZF-R3	2'09.938
20	97 M. KAPPLER	GER	Freudenberg KTM WorldSSP Team	KTM RC 390 R	2'09.956
21	28 D. KOOPMAN	NED	GRT Yamaha WorldSSP300 Team	Yamaha YZF-R3	2'10.006
22	11 K. ARDUINI	ITA	MMR	Yamaha YZF-R3	2'10.285
23	93 W.KHAN	NED	Nutec - Benjan - Kawasaki	Kawasaki Ninja 400	2'10.918
24	19 L. BERNARDI	ITA	Team Trasimeno	Yamaha YZF-R3	2'11.011
25	17 K. MEUFFELS	NED	KTM Fortron Junior Team	KTM RC 390 R	2'11.133
26	15 G. VAN STRAALEN	NED	KTM Fortron Racing Team	KTM RC 390 R	2'11.558
27	18 A. MURLEY	GBR	Team Toth - Yart	Yamaha YZF-R3	2'11.655
28	13 D. IOZZO	RSA	Racedays	Honda CBR500R	2'11.884
29	96 I. PRATNA	INA	TERRA E MOTO	Yamaha YZF-R3	2'11.961
30	27 F. ROVELLI	ITA	Kawasaki ParkinGO Team	Kawasaki Ninja 400	2'12.018
31	78 J. FORAY	FRA	ETG Racing	Kawasaki Ninja 400	2'12.108
32	54 F. FULIGNI	ITA	GRT Yamaha WorldSSP300 Team	Yamaha YZF-R3	2'12.424
33	64 H. DE CANCELLIS	FRA	Team Toth - Yart	Yamaha YZF-R3	2'12.546
34	7 N. SETTIMO	ITA	Scuderia Maranga Racing	Honda CBR500R	2'13.396
35	84 J. OVERBEEKE	NED	Team Trasimeno	Yamaha YZF-R3	2'14.313
36	44 S. LOCHOFF	RSA	Samurai-YART Racing	Yamaha YZF-R3	2'14.645
37	58 T. FINOCCHIARO	GBR	Scuderia Maranga Racing	Honda CBR500R	2'14.685
38	79 T. ALONSO	POR	Samurai-YART Racing	Yamaha YZF-R3	2'15.298
39	5 R. VOS	NED	KTM Fortron Racing Team	KTM RC 390 R	2'15.361

Superpole 2

FPs Pos	No. Rider	Nat	Team	Bike	Time
1	2 A. CARRASCO	ESP	DS Junior Team	Kawasaki Ninja 400	2'07.941
2	95 S. DEROUE	NED	Motoport Kawasaki	Kawasaki Ninja 400	2'08.231
3	51 M. BASTIANELLI	ITA	PRODINA IRCOS Team	Kawasaki Ninja 400	2'08.582
4	21 B. SANCHEZ	ESP	ETG Racing	Kawasaki Ninja 400	2'08.687
5	6 R. SCHOTMAN	NED	Motoport Kawasaki	Kawasaki Ninja 400	2'08.844
6	22 N. KALININ	UKR	GP Project Team	Kawasaki Ninja 400	2'08.884
7	85 K. SABATUCCI	ITA	PROGP Racing	Yamaha YZF-R3	2'08.897
8	55 G. HENDRA PRATAMA	INA	BIBLION YAMAHA MOTOXRACING	Yamaha YZF-R3	2'09.029
9	14 E. DE LA VEGA	FRA	GP Project Team	Kawasaki Ninja 400	2'09.114
10	12 A. RUSMIPUTRO	INA	Pertamina Almeria BCD by MS Racing	Yamaha YZF-R3	2'09.139

*
*

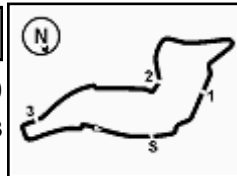
* These positions are assigned to the 1st and 2nd rider classified in Superpole 1

11/05/2018 11

These data/results cannot be reproduced, stored and/or transmitted in whole or in part by any manner of electronic, mechanical, photocopying, recording, broadcasting or otherwise now known or herein after developed without the previous express consent by the copyright owner, except for reproduction in daily press and regular printed publications on sale to the public within 60 days of the event related to those data/results and always provided that copyright symbol appears together as follows below.

© DORNA WSBK ORGANIZATION Srl 2018





Imola Circuit 4.936 m

PATA Italian Round, 11-12-13 May 2018

World Supersport 300 - Best Laps & Speeds

1 / 2

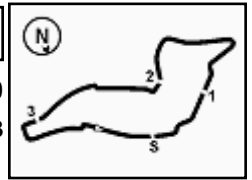
No.	Rider Bike	Nat	Best Lap		FP1		FP2												
			LL	SPD	LL	SPD	LL	SPD											
1	2 A. CARRASCO Kawasaki Ninja 400	ESP	2'07.941 22 191,6		2'08.113 9 191,6		2'07.941 13 187,6												
2	95 S. DEROUE Kawasaki Ninja 400	NED	2'08.231 25 191,9		2'10.513 11 191,9		2'08.231 14 189,6												
3	51 M. BASTIANELLI Kawasaki Ninja 400	ITA	2'08.582 25 189,6		2'08.582 11 189,6		2'08.849 14 183,4												
4	21 B. SANCHEZ Kawasaki Ninja 400	ESP	2'08.687 25 188,6		2'09.604 11 186,3		2'08.687 14 188,6												
5	6 R. SCHOTMAN Kawasaki Ninja 400	NED	2'08.844 25 191,9		2'09.047 11 185,0		2'08.844 14 191,9												
6	22 N. KALININ Kawasaki Ninja 400	UKR	2'08.884 20 185,0		2'09.643 10 184,4		2'08.884 10 185,0												
7	85 K. SABATUCCI Yamaha YZF-R3	ITA	2'08.897 24 189,6		2'10.747 10 180,1		2'08.897 14 189,6												
8	55 G. HENDRA PRATAMA Yamaha YZF-R3	INA	2'09.029 24 187,6		2'09.500 11 181,9		2'09.029 13 187,6												
9	14 E. DE LA VEGA Kawasaki Ninja 400	FRA	2'09.114 24 186,6		2'09.114 12 186,6		2'09.135 12 178,9												
10	12 A. RUSMIPUTRO Yamaha YZF-R3	INA	2'09.139 23 186,9		2'11.187 10 185,3		2'09.139 13 186,9												
11	81 M. GONZALEZ Yamaha YZF-R3	ESP	2'09.149 26 188,2		2'10.632 12 187,6		2'09.149 14 188,2												
12	71 T. EDWARDS Kawasaki Ninja 400	AUS	2'09.204 24 189,6		2'11.043 10 186,3		2'09.204 14 189,6												
13	41 J. JÄHNIG KTM RC 390 R	GER	2'09.368 26 187,6		2'11.920 12 185,3		2'09.368 14 187,6												
14	20 D. LOUREIRO Kawasaki Ninja 400	RSA	2'09.404 21 186,3		2'09.404 8 186,3		2'09.809 13 184,7												
15	8 M. PEREZ Kawasaki Ninja 400	ESP	2'09.447 20 182,8		2'09.447 9 182,8		2'09.457 11 181,3												
16	69 M. HERRERA Yamaha YZF-R3	ESP	2'09.741 25 184,4		2'11.227 12 181,0		2'09.741 13 184,4												
17	43 L. GRUNWALD KTM RC 390 R	GER	2'09.805 26 188,2		2'10.524 12 185,0		2'09.805 14 188,2												
18	33 D. VALLE Yamaha YZF-R3	ESP	2'09.866 24 181,9		2'10.838 11 181,0		2'09.866 13 181,9												
19	99 P. GRASSIA Yamaha YZF-R3	ITA	2'09.938 24 182,5		2'10.911 11 182,5		2'09.938 13 181,6												
20	97 M. KAPPLER KTM RC 390 R	GER	2'09.956 21 189,6		2'11.575 7 183,4		2'09.956 14 189,6												
21	28 D. KOOPMAN Yamaha YZF-R3	NED	2'10.006 27 184,4		2'11.352 12 184,4		2'10.006 15 182,8												
22	11 K. ARDUINI Yamaha YZF-R3	ITA	2'10.285 25 179,5		2'11.092 12 176,3		2'10.285 13 179,5												
23	93 W. KHAN Kawasaki Ninja 400	NED	2'10.918 19 183,8		2'11.016 12 183,8		2'10.918 7 181,3												
24	19 L. BERNARDI Yamaha YZF-R3	ITA	2'11.011 23 181,9		2'11.300 12 181,9		2'11.011 11 179,5												
25	17 K. MEUFFELS KTM RC 390 R	NED	2'11.133 24 184,1		2'11.133 12 183,4		2'12.193 12 184,1												

11/05/2018

These data/results cannot be reproduced, stored and/or transmitted in whole or in part by any manner of electronic, mechanical, photocopying, recording, broadcasting or otherwise now known or herein after developed without the previous express consent by the copyright owner, except for reproduction in daily press and regular printed publications on sale to the public within 60 days of the event related to those data/results and always provided that copyright symbol appears together as follows below.

© DORNA WSBK ORGANIZATION Srl 2018





Imola Circuit 4.936 m

PATA Italian Round, 11-12-13 May 2018

World Supersport 300 - Best Laps & Speeds

2 / 2

No.	Rider Bike	Nat	Best Lap		FP1		FP2							
			LL	SPD	LL	SPD	LL	SPD						
26	15 G. VAN STRAALEN KTM RC 390 R	NED	2'11.558 25 182,5		2'13.141 12 181,9		2'11.558 13 182,5							
27	18 A. MURLEY Yamaha YZF-R3	GBR	2'11.655 22 183,8		2'11.778 10 180,4		2'11.655 12 183,8							
28	13 D. IOZZO Honda CBR500R	RSA	2'11.884 24 185,0		2'14.095 10 185,0		2'11.884 14 183,8							
29	96 I. PRATNA Yamaha YZF-R3	INA	2'11.961 23 180,1		2'14.799 11 180,1		2'11.961 12 180,1							
30	27 F. ROVELLI Kawasaki Ninja 400	ITA	2'12.018 22 181,3		2'12.018 10 181,3		2'12.163 12 178,6							
31	78 J. FORAY Kawasaki Ninja 400	FRA	2'12.108 25 183,1		2'14.229 11 181,6		2'12.108 14 183,1							
32	54 F. FULIGNI Yamaha YZF-R3	ITA	2'12.424 24 184,1		2'13.097 10 178,3		2'12.424 14 184,1							
33	64 H. DE CANCELLIS Yamaha YZF-R3	FRA	2'12.546 25 181,9		2'13.547 12 179,2		2'12.546 13 181,9							
34	7 N. SETTIMO Honda CBR500R	ITA	2'13.396 25 184,1		2'14.118 12 184,1		2'13.396 13 180,7							
35	84 J. OVERBEEKE Yamaha YZF-R3	NED	2'14.313 23 180,7		2'14.313 11 180,7		2'14.831 12 174,0							
36	44 S. LOCHOFF Yamaha YZF-R3	RSA	2'14.645 24 179,8		2'17.463 12 178,9		2'14.645 12 179,8							
37	58 T. FINOCCHIARO Honda CBR500R	GBR	2'14.685 24 181,3		2'14.771 11 181,3		2'14.685 13 180,4							
38	79 T. ALONSO Yamaha YZF-R3	POR	2'15.298 24 175,7		2'19.659 11 175,7		2'15.298 13 173,7							
39	5 R. VOS KTM RC 390 R	NED	2'15.361 14 181,6		2'15.809 11 181,6		2'15.361 3 180,7							

11/05/2018

These data/results cannot be reproduced, stored and/or transmitted in whole or in part by any manner of electronic, mechanical, photocopying, recording, broadcasting or otherwise now known or herein after developed without the previous express consent by the copyright owner, except for reproduction in daily press and regular printed publications on sale to the public within 60 days of the event related to those data/results and always provided that copyright symbol appears together as follows below.

© DORNA WSBK ORGANIZATION Srl 2018

