

PATA Italian Round, 11-12-13 May 2018

World Supersport 300 - Results Superpole 1

No.	Rider	Nat	Team	Bike	Time	Gap	Rel.	Laps	Speed	
									Avg	Max
1*	41 J. JÄHNIG	GER	Freudenberg KTM Junior Team	KTM RC 390 R	2'08.433			7	138,357	189,9
2*	81 M. GONZALEZ	ESP	Pertamina Almeria BCD Junior Team by MS	Yamaha YZF-R3	2'08.582	0.149	0.149	6	138,197	186,0
3	33 D. VALLE	ESP	BCD Yamaha MS Racing	Yamaha YZF-R3	2'08.615	0.182	0.033	6	138,161	185,7
4	15 G. VAN STRAALEN	NED	KTM Fortron Racing Team	KTM RC 390 R	2'08.616	0.183	0.001	7	138,160	187,6
5	43 L. GRUNWALD	GER	Freudenberg KTM WorldSSP Team	KTM RC 390 R	2'08.802	0.369	0.186	7	137,961	188,6
6	17 K. MEUFFELS	NED	KTM Fortron Junior Team	KTM RC 390 R	2'08.823	0.390	0.021	6	137,938	187,0
7	97 M. KAPPLER	GER	Freudenberg KTM WorldSSP Team	KTM RC 390 R	2'08.993	0.560	0.170	7	137,756	188,3
8	71 T. EDWARDS	AUS	Nutec - Benjan - Kawasaki	Kawasaki Ninja 400	2'09.133	0.700	0.140	6	137,607	189,3
9	69 M. HERRERA	ESP	BCD Yamaha MS Racing	Yamaha YZF-R3	2'09.349	0.916	0.216	6	137,377	185,4
10	93 W. KHAN	NED	Nutec - Benjan - Kawasaki	Kawasaki Ninja 400	2'09.385	0.952	0.036	6	137,339	186,7
11	20 D. LOUREIRO	RSA	DS Junior Team	Kawasaki Ninja 400	2'09.446	1.013	0.061	6	137,274	184,1
12	27 F. ROVELLI	ITA	Kawasaki ParkinGO Team	Kawasaki Ninja 400	2'09.652	1.219	0.206	7	137,056	183,2
13	8 M. PEREZ	ESP	Kawasaki ParkinGO Team	Kawasaki Ninja 400	2'09.793	1.360	0.141	3	136,907	182,2
14	99 P. GRASSIA	ITA	BIBLION YAMAHA MOTOXRACING	Yamaha YZF-R3	2'10.257	1.824	0.464	7	136,420	175,7
15	96 I. PRATNA	INA	TERRA E MOTO	Yamaha YZF-R3	2'10.788	2.355	0.531	6	135,866	182,6
16	28 D. KOOPMAN	NED	GRT Yamaha WorldSSP300 Team	Yamaha YZF-R3	2'10.914	2.481	0.126	6	135,735	182,9
17	18 A. MURLEY	GBR	Team Toth - Yart	Yamaha YZF-R3	2'11.089	2.656	0.175	6	135,554	182,9
18	11 K. ARDUINI	ITA	MMR	Yamaha YZF-R3	2'11.293	2.860	0.204	6	135,343	179,5
19	54 F. FULIGNI	ITA	GRT Yamaha WorldSSP300 Team	Yamaha YZF-R3	2'11.590	3.157	0.297	6	135,038	179,2
20	13 D. IOZZO	RSA	Racedays	Honda CBR500R	2'11.730	3.297	0.140	6	134,894	184,7
21	78 J. FORAY	FRA	ETG Racing	Kawasaki Ninja 400	2'12.078	3.645	0.348	6	134,539	182,2
22	64 H. DE CANCELLIS	FRA	Team Toth - Yart	Yamaha YZF-R3	2'12.110	3.677	0.032	6	134,506	178,9
23	5 R. VOS	NED	KTM Fortron Racing Team	KTM RC 390 R	2'12.162	3.729	0.052	6	134,453	185,4
24	58 T. FINOCCHIARO	GBR	Scuderia Maranga Racing	Honda CBR500R	2'13.449	5.016	1.287	6	133,156	183,2
25	7 N. SETTIMO	ITA	Scuderia Maranga Racing	Honda CBR500R	2'13.501	5.068	0.052	6	133,105	180,7
26	84 J. OVERBEEKE	NED	Team Trasimeno	Yamaha YZF-R3	2'13.505	5.072	0.004	6	133,101	177,5
27	44 S. LOCHOFF	RSA	Samurai-YART Racing	Yamaha YZF-R3	2'14.153	5.720	0.648	6	132,458	181,6
28	79 T. ALONSO	POR	Samurai-YART Racing	Yamaha YZF-R3	2'14.751	6.318	0.598	6	131,870	178,0
29	19 L. BERNARDI	ITA	Team Trasimeno	Yamaha YZF-R3				0		

* Qualified to Superpole 2

AIR	Humidity:	53%	Temp:	25°C
TRACK	Condition:	Dry	Temp:	38°C

Records	Pole (SP2)	2017 M.Perez	2'10.115	136,570	Km/h
	Race (RC)	2017 D.Loureiro	2'11.244	135,390	Km/h
	Circuit (FP2)	2018 A.Carrasco	2'07.941	138,890	Km/h

Start 12/05/2018 11:30 End 11:46 The results are provisional until the end of the time limit for protests and appeals and the completion of the technical checks.

These data/results cannot be reproduced, stored and/or transmitted in whole or in part by any manner of electronic, mechanical, photocopying, recording, broadcasting or otherwise now known or herein after developed without the previous express consent by the copyright owner, except for reproduction in daily press and regular printed publications on sale to the public within 60 days of the event related to those data/results and always provided that copyright symbol appears together as follows below.

© DORNA WSBK ORGANIZATION Srl 2018



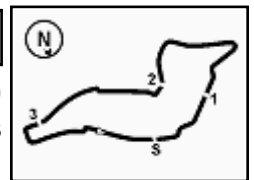
Official Fuel Supplier



PIRELLI PERUGIA TIMING Official Tyre Supplier



Official Timekeeper



PATA Italian Round, 11-12-13 May 2018

World Supersport 300 - Results Superpole 1

Session Highlights

Local Time	No. Rider	Description
11.30.00		Start
11.32.19	79 T. ALONSO	Current Lap Cancelled - Exceeded Track Limits - Turn 22
11.32.23	19 L. BERNARDI	Technical Problem - Turn 17
11.32.28	79 T. ALONSO	Current Lap Cancelled - Exceeded Track Limits
11.34.30	84 J. OVERBEEKE	On the Gravel - Re-Joined - Turn 15
11.37.14	7 N. SETTIMO	Lap Cancelled (2'14.056) - Exceeded Track Limits - Turn 22
11.37.49	81 M. GONZALEZ	Lap Cancelled (2'12.036) - Exceeded Track Limits - Turn 22
11.38.13	64 H. DE CANCELLIS	Lap Cancelled (2'13.854) - Exceeded Track Limits - Turn 22
11.38.19	33 D. VALLE	Current Lap Cancelled - Exceeded Track Limits - Turn 14
11.38.20	54 F. FULIGNI	Lap Cancelled (2'12.005) - Exceeded Track Limits - Turn 22
11.38.52	71 T. EDWARDS	On the Gravel - Re-Joined - Turn 10
11.38.52	15 G. VAN STRAALLEN	On the Gravel - Re-Joined - Turn 10
11.38.58	11 K. ARDUINI	Current Lap Cancelled - Exceeded Track Limits - Turn 22
11.39.03	11 K. ARDUINI	Current Lap Cancelled - Exceeded Track Limits
11.39.18	8 M. PEREZ	Crashed - Turn 18
11.40.33	13 D. IOZZO	Current Lap Cancelled - Exceeded Track Limits - Turn 14
11.40.36	96 I. PRATNA	On the Gravel - Re-Joined - Turn 10
11.40.38	5 R. VOS	Current Lap Cancelled - Exceeded Track Limits - Turn 14
11.41.16	84 J. OVERBEEKE	Current Lap Cancelled - Exceeded Track Limits - Turn 22
11.41.24	84 J. OVERBEEKE	Current Lap Cancelled - Exceeded Track Limits
11.42.32	81 M. GONZALEZ	Lap Cancelled (2'18.786) - Exceeded Track Limits - Turn 7
11.42.47	81 M. GONZALEZ	Current Lap Cancelled - Exceeded Track Limits - Turn 7
11.43.20	64 H. DE CANCELLIS	Current Lap Cancelled - Exceeded Track Limits - Turn 15
11.44.26	11 K. ARDUINI	Current Lap Cancelled - Exceeded Track Limits - Turn 7
11.46.24		End Of Session

Fastest Laps Sequence

No. Rider	Nat	Team	Bike	Local Time	Time	Gap	Avg
17 K. MEUFFELS	NED	KTM Fortron Junior Team	KTM RC 390 R	11:34'33.137	2'10.123		136,560
97 M. KAPPLER	GER	Freudenberg KTM WorldSSP Team	KTM RC 390 R	11:34'46.557	2'09.892	-0.231	136,803
41 J. JÄHNIG	GER	Freudenberg KTM Junior Team	KTM RC 390 R	11:34'48.380	2'09.235	-0.657	137,498
97 M. KAPPLER	GER	Freudenberg KTM WorldSSP Team	KTM RC 390 R	11:36'55.550	2'08.993	-0.242	137,756
17 K. MEUFFELS	NED	KTM Fortron Junior Team	KTM RC 390 R	11:38'52.468	2'08.823	-0.170	137,938
41 J. JÄHNIG	GER	Freudenberg KTM Junior Team	KTM RC 390 R	11:39'06.079	2'08.433	-0.390	138,357

Start 12/05/2018 11:30 End 11:46 The results are provisional until the end of the time limit for protests and appeals and the completion of the technical checks.

These data/results cannot be reproduced, stored and/or transmitted in whole or in part by any manner of electronic, mechanical, photocopying, recording, broadcasting or otherwise now known or herein after developed without the previous express consent by the copyright owner, except for reproduction in daily press and regular printed publications on sale to the public within 60 days of the event related to those data/results and always provided that copyright symbol appears together as follows below.

© DORNA WSBK ORGANIZATION Srl 2018



Official Fuel Supplier

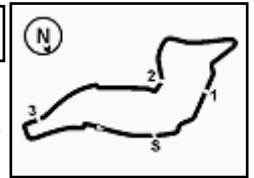


PIRELLI PERUGIA TIMING

Official Tyre Supplier



Official Timekeeper



PATA Italian Round, 11-12-13 May 2018

World Supersport 300 - Best Sectors & Speed Superpole 1

BEST LAP			
1	41 J. JÄHNIG	KTM RC 390 R	2'08.433
2	81 M. GONZALEZ	Yamaha YZF-R3	2'08.582
3	33 D. VALLE	Yamaha YZF-R3	2'08.615
4	15 G. VAN STRAALEN	KTM RC 390 R	2'08.616
5	43 L. GRUNWALD	KTM RC 390 R	2'08.802
6	17 K. MEUFFELS	KTM RC 390 R	2'08.823
7	97 M. KAPPLER	KTM RC 390 R	2'08.993
8	71 T. EDWARDS	Kawasaki Ninja 400	2'09.133
9	69 M. HERRERA	Yamaha YZF-R3	2'09.349
10	93 W. KHAN	Kawasaki Ninja 400	2'09.385
11	20 D. LOUREIRO	Kawasaki Ninja 400	2'09.446
12	27 F. ROVELLI	Kawasaki Ninja 400	2'09.652
13	8 M. PEREZ	Kawasaki Ninja 400	2'09.793
14	99 P. GRASSIA	Yamaha YZF-R3	2'10.257
15	96 I. PRATNA	Yamaha YZF-R3	2'10.788
16	28 D. KOOPMAN	Yamaha YZF-R3	2'10.914
17	18 A. MURLEY	Yamaha YZF-R3	2'11.089
18	11 K. ARDUINI	Yamaha YZF-R3	2'11.293
19	54 F. FULIGNI	Yamaha YZF-R3	2'11.590
20	13 D. IOZZO	Honda CBR500R	2'11.730
21	78 J. FORAY	Kawasaki Ninja 400	2'12.078
22	64 H. DE CANCELLIS	Yamaha YZF-R3	2'12.110
23	5 R. VOS	KTM RC 390 R	2'12.162
24	58 T. FINOCCHIARO	Honda CBR500R	2'13.449
25	7 N. SETTIMO	Honda CBR500R	2'13.501
26	84 J. OVERBEEKE	Yamaha YZF-R3	2'13.505
27	44 S. LOCHOFF	Yamaha YZF-R3	2'14.153
28	79 T. ALONSO	Yamaha YZF-R3	2'14.751
29	19 L. BERNARDI	Yamaha YZF-R3	

SPEED			
1	41 J. JÄHNIG	KTM RC 390 R	189,9
2	71 T. EDWARDS	Kawasaki Ninja 400	189,3
3	43 L. GRUNWALD	KTM RC 390 R	188,6
4	97 M. KAPPLER	KTM RC 390 R	188,3
5	15 G. VAN STRAALEN	KTM RC 390 R	187,6
6	17 K. MEUFFELS	KTM RC 390 R	187,0
7	93 W. KHAN	Kawasaki Ninja 400	186,7
8	81 M. GONZALEZ	Yamaha YZF-R3	186,0
9	33 D. VALLE	Yamaha YZF-R3	185,7
10	5 R. VOS	KTM RC 390 R	185,4
11	69 M. HERRERA	Yamaha YZF-R3	185,4
12	13 D. IOZZO	Honda CBR500R	184,7
13	20 D. LOUREIRO	Kawasaki Ninja 400	184,1
14	27 F. ROVELLI	Kawasaki Ninja 400	183,2
15	58 T. FINOCCHIARO	Honda CBR500R	183,2
16	18 A. MURLEY	Yamaha YZF-R3	182,9
17	28 D. KOOPMAN	Yamaha YZF-R3	182,9
18	96 I. PRATNA	Yamaha YZF-R3	182,6
19	78 J. FORAY	Kawasaki Ninja 400	182,2
20	8 M. PEREZ	Kawasaki Ninja 400	182,2
21	44 S. LOCHOFF	Yamaha YZF-R3	181,6
22	7 N. SETTIMO	Honda CBR500R	180,7
23	11 K. ARDUINI	Yamaha YZF-R3	179,5
24	54 F. FULIGNI	Yamaha YZF-R3	179,2
25	64 H. DE CANCELLIS	Yamaha YZF-R3	178,9
26	79 T. ALONSO	Yamaha YZF-R3	178,0
27	84 J. OVERBEEKE	Yamaha YZF-R3	177,5
28	99 P. GRASSIA	Yamaha YZF-R3	175,7

SEG. 1			SEG. 2			SEG. 3			SEG. 4		
1	81 M. GONZALEZ	28.490	1	8 M. PEREZ	38.969	1	8 M. PEREZ	34.370	1	81 M. GONZALEZ	25.616
2	71 T. EDWARDS	28.547	2	71 T. EDWARDS	39.085	2	97 M. KAPPLER	34.534	2	15 G. VAN STRAALEN	25.705
3	41 J. JÄHNIG	28.549	3	41 J. JÄHNIG	39.218	3	17 K. MEUFFELS	34.537	3	33 D. VALLE	25.720
4	33 D. VALLE	28.688	4	15 G. VAN STRAALEN	39.256	4	41 J. JÄHNIG	34.593	4	99 P. GRASSIA	25.738
5	43 L. GRUNWALD	28.716	5	33 D. VALLE	39.263	5	43 L. GRUNWALD	34.621	5	69 M. HERRERA	25.742
6	20 D. LOUREIRO	28.875	6	69 M. HERRERA	39.353	6	93 W. KHAN	34.650	6	20 D. LOUREIRO	25.780
7	97 M. KAPPLER	28.899	7	97 M. KAPPLER	39.360	7	15 G. VAN STRAALEN	34.659	7	43 L. GRUNWALD	25.821
8	8 M. PEREZ	28.908	8	43 L. GRUNWALD	39.370	8	33 D. VALLE	34.672	8	93 W. KHAN	25.880
9	17 K. MEUFFELS	28.917	9	17 K. MEUFFELS	39.434	9	27 F. ROVELLI	34.718	9	17 K. MEUFFELS	25.891
10	93 W. KHAN	28.950	10	81 M. GONZALEZ	39.508	10	69 M. HERRERA	34.830	10	96 I. PRATNA	25.931
11	69 M. HERRERA	28.961	11	20 D. LOUREIRO	39.568	11	81 M. GONZALEZ	34.892	11	8 M. PEREZ	25.942
12	15 G. VAN STRAALEN	28.996	12	18 A. MURLEY	39.638	12	20 D. LOUREIRO	34.915	12	41 J. JÄHNIG	25.992
13	28 D. KOOPMAN	29.038	13	27 F. ROVELLI	39.661	13	28 D. KOOPMAN	35.118	13	97 M. KAPPLER	26.005
14	13 D. IOZZO	29.114	14	93 W. KHAN	39.747	14	99 P. GRASSIA	35.131	14	71 T. EDWARDS	26.018
15	27 F. ROVELLI	29.178	15	13 D. IOZZO	39.823	15	96 I. PRATNA	35.206	15	27 F. ROVELLI	26.093
16	18 A. MURLEY	29.196	16	99 P. GRASSIA	39.826	16	71 T. EDWARDS	35.216	16	18 A. MURLEY	26.129
17	78 J. FORAY	29.276	17	11 K. ARDUINI	39.854	17	11 K. ARDUINI	35.326	17	64 H. DE CANCELLIS	26.179
18	96 I. PRATNA	29.281	18	28 D. KOOPMAN	39.889	18	64 H. DE CANCELLIS	35.341	18	28 D. KOOPMAN	26.217
19	11 K. ARDUINI	29.321	19	96 I. PRATNA	39.974	19	18 A. MURLEY	35.361	19	13 D. IOZZO	26.233
20	54 F. FULIGNI	29.332	20	54 F. FULIGNI	40.043	20	13 D. IOZZO	35.479	20	54 F. FULIGNI	26.342
21	5 R. VOS	29.335	21	5 R. VOS	40.247	21	54 F. FULIGNI	35.492	21	78 J. FORAY	26.354
22	58 T. FINOCCHIARO	29.505	22	64 H. DE CANCELLIS	40.321	22	5 R. VOS	35.577	22	11 K. ARDUINI	26.375
23	99 P. GRASSIA	29.562	23	78 J. FORAY	40.378	23	84 J. OVERBEEKE	35.668	23	7 N. SETTIMO	26.608
24	64 H. DE CANCELLIS	29.581	24	7 N. SETTIMO	40.539	24	78 J. FORAY	35.736	24	58 T. FINOCCHIARO	26.675
25	7 N. SETTIMO	29.593	25	58 T. FINOCCHIARO	40.594	25	44 S. LOCHOFF	35.864	25	5 R. VOS	26.828
26	84 J. OVERBEEKE	29.697	26	84 J. OVERBEEKE	40.598	26	7 N. SETTIMO	36.100	26	44 S. LOCHOFF	26.935
27	44 S. LOCHOFF	29.888	27	79 T. ALONSO	41.048	27	58 T. FINOCCHIARO	36.120	27	84 J. OVERBEEKE	27.010
28	79 T. ALONSO	29.974	28	44 S. LOCHOFF	41.132	28	79 T. ALONSO	36.441	28	79 T. ALONSO	27.215
			29	19 L. BERNARDI	42.679						

12/05/2018

These data/results cannot be reproduced, stored and/or transmitted in whole or in part by any manner of electronic, mechanical, photocopying, recording, broadcasting or otherwise now known or herein after developed without the previous express consent by the copyright owner, except for reproduction in daily press and regular printed publications on sale to the public within 60 days of the event related to those data/results and always provided that copyright symbol appears together as follows below.

© DORNA WSBK ORGANIZATION Srl 2018



Official Fuel Supplier

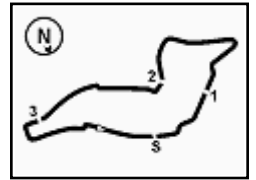


FICR PERUGIA TIMING

Official Tyre Supplier



Official Timekeeper



PATA Italian Round, 11-12-13 May 2018

World Supersport 300 - Ideal Times Superpole 1

Imola Circuit 4.936 m

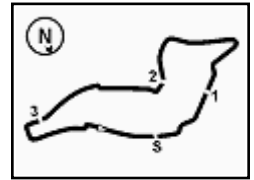
No.	Rider	Nat	Bike	Seg. 1	Seg. 2	Seg. 3	Seg. 4	Ideal Time		
				Diff. 1	Diff. 2	Diff. 3	Diff. 4	Best Lap	Pos.	Diff.
1	8 M. PEREZ	ESP	Kawasaki Ninja 400	28.908 0.531	38.969 0.374	34.370 0.699	25.942	2'08.189 2'09.793	14	1.604
2	33 D. VALLE	ESP	Yamaha YZF-R3	28.688 0.272	39.263	34.672	25.720	2'08.343 2'08.615	4	0.272
3	41 J. JÄHNIG	GER	KTM RC 390 R	28.549	39.218	34.593	25.992 0.081	2'08.352 2'08.433	2	0.081
4	81 M. GONZALEZ	ESP	Yamaha YZF-R3	28.490	39.508 0.076	34.892	25.616	2'08.506 2'08.582	3	0.076
5	43 L. GRUNWALD	GER	KTM RC 390 R	28.716 0.079	39.370	34.621 0.022	25.821 0.173	2'08.528 2'08.802	6	0.274
6	15 G. VAN STRAALEN	NED	KTM RC 390 R	28.996	39.256	34.659	25.705	2'08.616 2'08.616	5	
7	17 K. MEUFFELS	NED	KTM RC 390 R	28.917 0.044	39.434	34.537	25.891	2'08.779 2'08.823	7	0.044
8	97 M. KAPPLER	GER	KTM RC 390 R	28.899 0.050	39.360	34.534	26.005 0.145	2'08.798 2'08.993	8	0.195
9	71 T. EDWARDS	AUS	Kawasaki Ninja 400	28.547	39.085	35.216	26.018 0.267	2'08.866 2'09.133	9	0.267
10	69 M. HERRERA	ESP	Yamaha YZF-R3	28.961 0.272	39.353 0.088	34.830 0.103	25.742	2'08.886 2'09.349	10	0.463
11	20 D. LOUREIRO	RSA	Kawasaki Ninja 400	28.875	39.568	34.915 0.104	25.780 0.204	2'09.138 2'09.446	12	0.308
12	93 W. KHAN	NED	Kawasaki Ninja 400	28.950 0.158	39.747	34.650	25.880	2'09.227 2'09.385	11	0.158
13	27 F. ROVELLI	ITA	Kawasaki Ninja 400	29.178 0.002	39.661	34.718	26.093	2'09.650 2'09.652	13	0.002
14	99 P. GRASSIA	ITA	Yamaha YZF-R3	29.562	39.826	35.131	25.738	2'10.257 2'10.257	15	
15	28 D. KOOPMAN	NED	Yamaha YZF-R3	29.038	39.889 0.652	35.118	26.217	2'10.262 2'10.914	17	0.652
16	18 A. MURLEY	GBR	Yamaha YZF-R3	29.196	39.638 0.316	35.361 0.383	26.129 0.066	2'10.324 2'11.089	18	0.765
17	96 I. PRATNA	INA	Yamaha YZF-R3	29.281	39.974 0.025	35.206 0.007	25.931 0.364	2'10.392 2'10.788	16	0.396
18	13 D. IOZZO	RSA	Honda CBR500R	29.114 0.592	39.823	35.479	26.233 0.489	2'10.649 2'11.730	21	1.081
19	11 K. ARDUINI	ITA	Yamaha YZF-R3	29.321 0.169	39.854 0.131	35.326 0.117	26.375	2'10.876 2'11.293	19	0.417
20	54 F. FULIGNI	ITA	Yamaha YZF-R3	29.332 0.279	40.043 0.102	35.492	26.342	2'11.209 2'11.590	20	0.381
21	64 H. DE CANCELLIS	FRA	Yamaha YZF-R3	29.581	40.321	35.341 0.262	26.179 0.426	2'11.422 2'12.110	23	0.688
22	78 J. FORAY	FRA	Kawasaki Ninja 400	29.276 0.135	40.378	35.736	26.354 0.199	2'11.744 2'12.078	22	0.334
23	5 R. VOS	NED	KTM RC 390 R	29.335 0.175	40.247	35.577	26.828	2'11.987 2'12.162	24	0.175
24	7 N. SETTIMO	ITA	Honda CBR500R	29.593 0.106	40.539	36.100 0.235	26.608 0.320	2'12.840 2'13.501	26	0.661
25	58 T. FINOCCHIARO	GBR	Honda CBR500R	29.505	40.594 0.309	36.120 0.158	26.675 0.088	2'12.894 2'13.449	25	0.555
26	84 J. OVERBEEKE	NED	Yamaha YZF-R3	29.697 0.167	40.598 0.106	35.668 0.259	27.010	2'12.973 2'13.505	27	0.532
27	44 S. LOCHOFF	RSA	Yamaha YZF-R3	29.888 0.021	41.132	35.864 0.097	26.935 0.216	2'13.819 2'14.153	28	0.334
28	79 T. ALONSO	POR	Yamaha YZF-R3	29.974 0.073	41.048	36.441	27.215	2'14.678 2'14.751	29	0.073
Overall Ideal Time				28.490	38.969	34.370	25.616	2'07.445		

12/05/2018

These data/results cannot be reproduced, stored and/or transmitted in whole or in part by any manner of electronic, mechanical, photocopying, recording, broadcasting or otherwise now known or herein after developed without the previous express consent by the copyright owner, except for reproduction in daily press and regular printed publications on sale to the public within 60 days of the event related to those data/results and always provided that copyright symbol appears together as follows below.

© DORNA WSBK ORGANIZATION Srl 2018





Imola Circuit 4.936 m

3 / 3

PATA Italian Round, 11-12-13 May 2018

World Supersport 300 - Chronological Analysis Superpole 1

26° 84 J. OVERBEEKE (2'13.505)							
Lap	Seg.1	Seg.2	Seg.3	Seg.4	Lap Time	km/h	Local Time
1		43.302	37.437	27.737		140,0	11:32'22.232
2	30.411	41.336	36.281	27.363	2'15.391	171,5	11:34'37.623
3	29.697	40.953	36.235	27.696	2'14.581	177,5	11:36'52.204
4	29.864	40.704	35.927	27.010	2'13.505	175,2	11:39'05.709
5	29.858	40.598	35.668	25.846	2'11.970C	175,4	11:41'17.679
6	32.289	41.900	36.698	27.363	2'18.250C	164,2	11:43'35.929
7	30.681	41.336	36.150	27.059	2'15.226	171,0	11:45'51.155

27° 44 S. LOCHOFF (2'14.153)							
Lap	Seg.1	Seg.2	Seg.3	Seg.4	Lap Time	km/h	Local Time
1		43.415	37.554	27.740		143,9	11:32'20.498
2	30.465	41.568	36.704	27.828	2'16.565	174,0	11:34'37.063
3	29.909	41.132	35.961	27.151	2'14.153	178,6	11:36'51.216
4	29.888	41.133	35.973	27.172	2'14.166	181,6	11:39'05.382
5	30.172	41.582	35.864	27.033	2'14.651	178,6	11:41'20.033
6	30.064	41.304	36.891	27.429	2'15.688	176,3	11:43'35.721
7	30.675	42.279	36.198	26.935	2'16.087	171,5	11:45'51.808

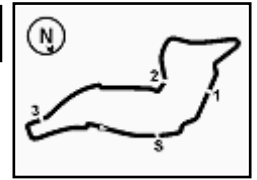
28° 79 T. ALONSO (2'14.751)							
Lap	Seg.1	Seg.2	Seg.3	Seg.4	Lap Time	km/h	Local Time
1		43.484	37.572	26.601	C	139,4	11:32'20.874
2	34.884	41.825	36.858	27.686	2'21.253C	166,0	11:34'42.127
3	30.150	41.144	36.456	27.463	2'15.213	174,6	11:36'57.340
4	30.047	41.048	36.441	27.215	2'14.751	178,0	11:39'12.091
5	29.974	41.300	36.780	27.553	2'15.607	174,0	11:41'27.698
6	30.252	41.128	36.701	27.424	2'15.505	172,9	11:43'43.203
7	30.542	41.123	37.043	27.454	2'16.162	166,3	11:45'59.365

12/05/2018 P = Pits In/Out - C = Lap Time Cancelled

These data/results cannot be reproduced, stored and/or transmitted in whole or in part by any manner of electronic, mechanical, photocopying, recording, broadcasting or otherwise now known or herein after developed without the previous express consent by the copyright owner, except for reproduction in daily press and regular printed publications on sale to the public within 60 days of the event related to those data/results and always provided that copyright symbol appears together as follows below.

© DORNA WSBK ORGANIZATION Srl 2018

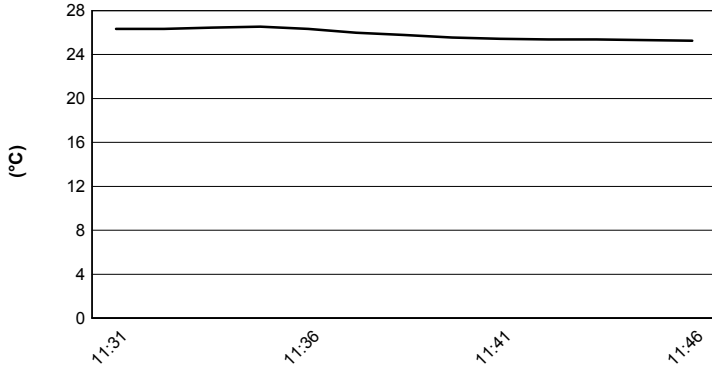




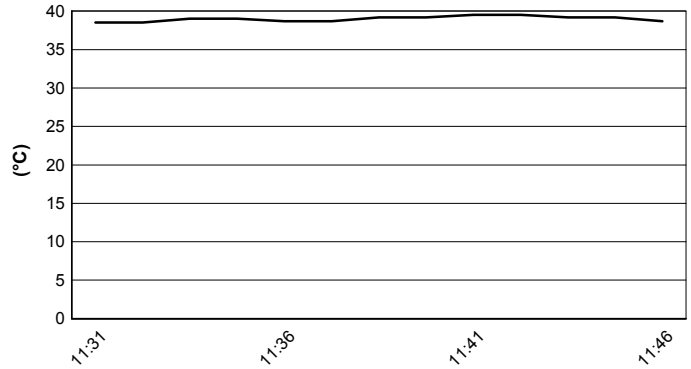
Imola Circuit 4.936 m

PATA Italian Round, 11-12-13 May 2018
World Supersport 300 - Weather Report Superpole 1
Session started 11:30 - Session ended 11:46

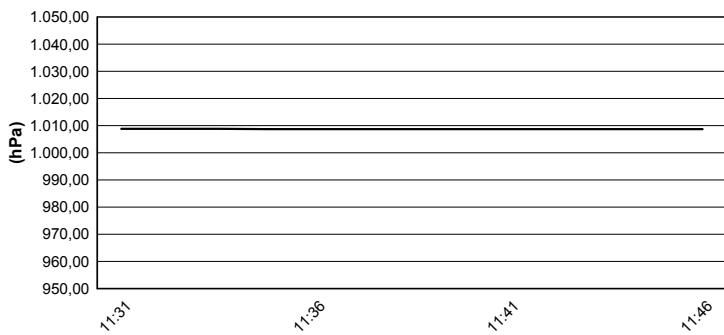
Air Temperature



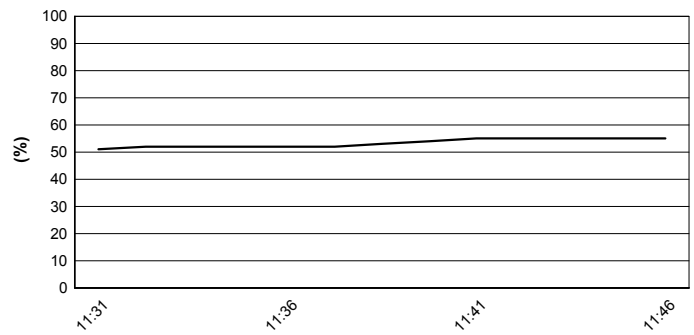
Track Temperature



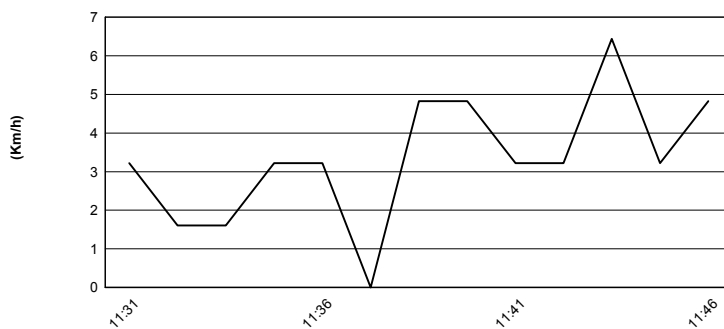
Air Pressure



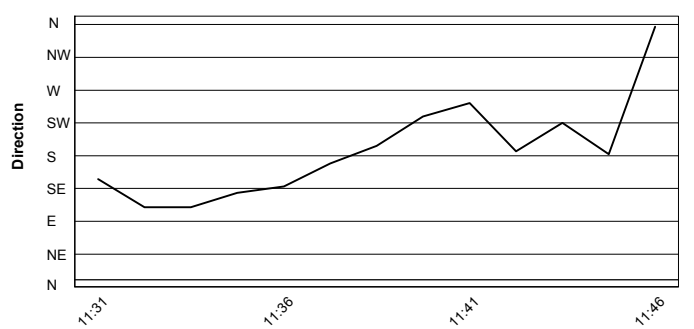
Humidity



Wind Speed



Wind Direction



12/05/2018

These data/results cannot be reproduced, stored and/or transmitted in whole or in part by any manner of electronic, mechanical, photocopying, recording, broadcasting or otherwise now known or herein after developed without the previous express consent by the copyright owner, except for reproduction in daily press and regular printed publications on sale to the public within 60 days of the event related to those data/results and always provided that copyright symbol appears together as follows below.

© DORNA WSBK ORGANIZATION Srl 2018



Official Fuel Supplier



FICR PERUGIA TIMING

Official Tyre Supplier



Official Timekeeper