

Imola Circuit 4.936 m

PATA Italian Round, 11-12-13 May 2018

World Supersport 300 - Free Practices & Superpole Combined Results

No.	Rider	Nat	Team	Bike	FPs	LL	Superpole	Gap	Time	Avg
1	2 A. CARRASCO	ESP	DS Junior Team	Kawasaki Ninja 400	2'07.941	22	2'07.076		2'07.076	139,834
2	95 S. DEROUE	NED	Motoport Kawasaki	Kawasaki Ninja 400	2'08.231	25	2'08.058	0.982	2'08.058	138,762
3	6 R. SCHOTMAN	NED	Motoport Kawasaki	Kawasaki Ninja 400	2'08.844	25	2'08.083	1.007	2'08.083	138,735
4	51 M. BASTIANELLI	ITA	PRODINA IRCOS Team	Kawasaki Ninja 400	2'08.582	25	2'08.811	1.735	2'08.811	137,951
5	21 B. SANCHEZ	ESP	ETG Racing	Kawasaki Ninja 400	2'08.687	25	2'08.909	1.833	2'08.909	137,846
6	85 K. SABATUCCI	ITA	PROGP Racing	Yamaha YZF-R3	2'08.897	24	2'09.347	2.271	2'09.347	137,379
7	41 J. JÄHNIG	GER	Freudenberg KTM Junior Team	KTM RC 390 R	2'09.368	26	2'09.401	2.325	2'09.401	137,322
8	81 M. GONZALEZ	ESP	Pertamina Almeria BCD Junior Team by MS	Yamaha YZF-R3	2'09.149	26	2'09.404	2.328	2'09.404	137,319
9	14 E. DE LA VEGA	FRA	GP Project Team	Kawasaki Ninja 400	2'09.114	24	2'09.491	2.415	2'09.491	137,227
10	55 G. HENDRA PRATAMA	INA	BIBLION YAMAHA MOTOXRACING	Yamaha YZF-R3	2'09.029	24	2'09.635	2.559	2'09.635	137,074
11	22 N. KALININ	UKR	GP Project Team	Kawasaki Ninja 400	2'08.884	20	2'09.852	2.776	2'09.852	136,845
12	12 A. RUSMIPUTRO	INA	Pertamina Almeria BCD by MS Racing	Yamaha YZF-R3	2'09.139	23	2'10.859	3.783	2'10.859	135,792
13	33 D. VALLE	ESP	BCD Yamaha MS Racing	Yamaha YZF-R3	2'09.866	24	2'08.615		2'08.615	138,161
14	15 G. VAN STRAALEN	NED	KTM Fortron Racing Team	KTM RC 390 R	2'11.558	25	2'08.616	0.001	2'08.616	138,160
15	43 L. GRUNWALD	GER	Freudenberg KTM WorldSSP Team	KTM RC 390 R	2'09.805	26	2'08.802	0.187	2'08.802	137,961
16	17 K. MEUFFELS	NED	KTM Fortron Junior Team	KTM RC 390 R	2'11.133	24	2'08.823	0.208	2'08.823	137,938
17	97 M. KAPPLER	GER	Freudenberg KTM WorldSSP Team	KTM RC 390 R	2'09.956	21	2'08.993	0.378	2'08.993	137,756
18	71 T. EDWARDS	AUS	Nutec - Benjan - Kawasaki	Kawasaki Ninja 400	2'09.204	24	2'09.133	0.518	2'09.133	137,607
19	69 M. HERRERA	ESP	BCD Yamaha MS Racing	Yamaha YZF-R3	2'09.741	25	2'09.349	0.734	2'09.349	137,377
20	93 W. KHAN	NED	Nutec - Benjan - Kawasaki	Kawasaki Ninja 400	2'10.918	19	2'09.385	0.770	2'09.385	137,339
21	20 D. LOUREIRO	RSA	DS Junior Team	Kawasaki Ninja 400	2'09.404	21	2'09.446	0.831	2'09.446	137,274
22	27 F. ROVELLI	ITA	Kawasaki ParkinGO Team	Kawasaki Ninja 400	2'12.018	22	2'09.652	1.037	2'09.652	137,056
23	8 M. PEREZ	ESP	Kawasaki ParkinGO Team	Kawasaki Ninja 400	2'09.447	20	2'09.793	1.178	2'09.793	136,907
24	99 P. GRASSIA	ITA	BIBLION YAMAHA MOTOXRACING	Yamaha YZF-R3	2'09.938	24	2'10.257	1.642	2'10.257	136,420
25	96 I. PRATNA	INA	TERRA E MOTO	Yamaha YZF-R3	2'11.961	23	2'10.788	2.173	2'10.788	135,866
26	28 D. KOOPMAN	NED	GRT Yamaha WorldSSP300 Team	Yamaha YZF-R3	2'10.006	27	2'10.914	2.299	2'10.914	135,735
27	18 A. MURLEY	GBR	Team Toth - Yart	Yamaha YZF-R3	2'11.655	22	2'11.089	2.474	2'11.089	135,554
28	11 K. ARDUINI	ITA	MMR	Yamaha YZF-R3	2'10.285	25	2'11.293	2.678	2'11.293	135,343
29	54 F. FULIGNI	ITA	GRT Yamaha WorldSSP300 Team	Yamaha YZF-R3	2'12.424	24	2'11.590	2.975	2'11.590	135,038
30	13 D. IOZZO	RSA	Racedays	Honda CBR500R	2'11.884	24	2'11.730	3.115	2'11.730	134,894
31	78 J. FORAY	FRA	ETG Racing	Kawasaki Ninja 400	2'12.108	25	2'12.078	3.463	2'12.078	134,539
32	64 H. DE CANCELLIS	FRA	Team Toth - Yart	Yamaha YZF-R3	2'12.546	25	2'12.110	3.495	2'12.110	134,506
33	5 R. VOS	NED	KTM Fortron Racing Team	KTM RC 390 R	2'15.361	14	2'12.162	3.547	2'12.162	134,453
34	58 T. FINOCCHIARO	GBR	Scuderia Maranga Racing	Honda CBR500R	2'14.685	24	2'13.449	4.834	2'13.449	133,156
35	7 N. SETTIMO	ITA	Scuderia Maranga Racing	Honda CBR500R	2'13.396	25	2'13.501	4.886	2'13.501	133,105
36	84 J. OVERBEEKE	NED	Team Trasimeno	Yamaha YZF-R3	2'14.313	23	2'13.505	4.890	2'13.505	133,101
37	44 S. LOCHOFF	RSA	Samurai-YART Racing	Yamaha YZF-R3	2'14.645	24	2'14.153	5.538	2'14.153	132,458
38	79 T. ALONSO	POR	Samurai-YART Racing	Yamaha YZF-R3	2'15.298	24	2'14.751	6.136	2'14.751	131,870
39	19 L. BERNARDI	ITA	Team Trasimeno	Yamaha YZF-R3	2'11.011	23			2'11.011	135,634

12/05/2018

The results are provisional until the end of the time limit for protests and appeals and the completion of the technical checks.

These data/results cannot be reproduced, stored and/or transmitted in whole or in part by any manner of electronic, mechanical, photocopying, recording, broadcasting or otherwise now known or herein after developed without the previous express consent by the copyright owner, except for reproduction in daily press and regular printed publications on sale to the public within 60 days of the event related to those data/results and always provided that copyright symbol appears together as follows below.

© DORNA WSBK ORGANIZATION Srl 2018



Official Fuel Supplier

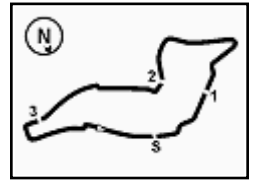


FKR PERUGIA TIMING

Official Tyre Supplier



Official Timekeeper



Imola Circuit 4.936 m

PATA Italian Round, 11-12-13 May 2018

World Supersport 300 - Provisional Starting Grid

11 Laps x 4,936 km = 54,296 km

1	2 CARRASCO A. Kawasaki 2'07.076 SP2	2 95 DEROUÉ S. Kawasaki 2'08.058 SP2	3 6 SCHOTMAN R. Kawasaki 2'08.083 SP2
2	4 51 BASTIANELLI M. Kawasaki 2'08.811 SP2	5 21 SANCHEZ B. Kawasaki 2'08.909 SP2	6 85 SABATUCCI K. Yamaha 2'09.347 SP2
3	7 41 JÄHNIG J. KTM 2'09.401 SP2	8 81 GONZALEZ M. Yamaha 2'09.404 SP2	9 14 DE LA VEGA E. Kawasaki 2'09.491 SP2
4	10 55 HENDRA PRATAMA G. Yamaha 2'09.635 SP2	11 22 KALININ N. Kawasaki 2'09.852 SP2	12 12 RUSMIPUTRO A. Yamaha 2'10.859 SP2
5	13 33 VALLE D. Yamaha 2'08.615 SP1	14 15 VAN STRAALEN G. KTM 2'08.616 SP1	15 43 GRUNWALD L. KTM 2'08.802 SP1
6	16 17 MEUFFELS K. KTM 2'08.823 SP1	17 97 KAPPLER M. KTM 2'08.993 SP1	18 71 EDWARDS T. Kawasaki 2'09.133 SP1
7	19 69 HERRERA M. Yamaha 2'09.349 SP1	20 93 KHAN W. Kawasaki 2'09.385 SP1	21 20 LOUREIRO D. Kawasaki 2'09.446 SP1
8	22 27 ROVELLI F. Kawasaki 2'09.652 SP1	23 8 PEREZ M. Kawasaki 2'09.793 SP1	24 99 GRASSIA P. Yamaha 2'10.257 SP1
9	25 96 PRATNA I. Yamaha 2'10.788 SP1	26 28 KOOPMAN D. Yamaha 2'10.914 SP1	27 18 MURLEY A. Yamaha 2'11.089 SP1
10	28 11 ARDUINI K. Yamaha 2'11.293 SP1	29 54 FULIGNI F. Yamaha 2'11.590 SP1	30 13 IOZZO D. Honda 2'11.730 SP1
11	31 78 FORAY J. Kawasaki 2'12.078 SP1	32 64 DE CANCELLIS H. Yamaha 2'12.110 SP1	33 5 VOS R. KTM 2'12.162 SP1
12	34 58 FINOCCHIARO T. Honda 2'13.449 SP1	35 7 SETTIMO N. Honda 2'13.501 SP1	36 84 OVERBEEKE J. Yamaha 2'13.505 SP1
13	37 44 LOCHOFF S. Yamaha 2'14.153 SP1	38 79 ALONSO T. Yamaha 2'14.751 SP1	39 19 BERNARDI L. Yamaha SP1

12/05/2018 Jury President

..... Race Director



Official Fuel Supplier

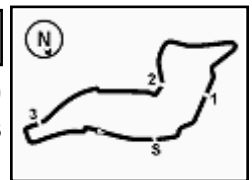


FKR PERGOIA TIRING

Official Tyre Supplier



Official Timekeeper



Imola Circuit 4.936 m

1 / 2

PATA Italian Round, 11-12-13 May 2018

World Supersport 300 - Results Superpole 2

No.	Rider	Nat	Team	Bike	Time	Gap	Rel.	Laps	Speed	
									Avg	Max
1	2 A. CARRASCO	ESP	DS Junior Team	Kawasaki Ninja 400	2'07.076			7	139,834	185,4
2	95 S. DEROUE	NED	Motoport Kawasaki	Kawasaki Ninja 400	2'08.058	0.982	0.982	6	138,762	188,6
3	6 R. SCHOTMAN	NED	Motoport Kawasaki	Kawasaki Ninja 400	2'08.083	1.007	0.025	6	138,735	188,6
4	51 M. BASTIANELLI	ITA	PRODINA IRCOS Team	Kawasaki Ninja 400	2'08.811	1.735	0.728	6	137,951	187,6
5	21 B. SANCHEZ	ESP	ETG Racing	Kawasaki Ninja 400	2'08.909	1.833	0.098	6	137,846	188,0
6	85 K. SABATUCCI	ITA	PROGP Racing	Yamaha YZF-R3	2'09.347	2.271	0.438	6	137,379	187,3
7	41 J. JÄHNIG	GER	Freudenberg KTM Junior Team	KTM RC 390 R	2'09.401	2.325	0.054	6	137,322	187,0
8	81 M. GONZALEZ	ESP	Pertamina Almeria BCD Junior Team by MS	Yamaha YZF-R3	2'09.404	2.328	0.003	6	137,319	190,3
9	14 E. DE LA VEGA	FRA	GP Project Team	Kawasaki Ninja 400	2'09.491	2.415	0.087	6	137,227	182,9
10	55 G. HENDRA PRATAMA	INA	BIBLION YAMAHA MOTOXRACING	Yamaha YZF-R3	2'09.635	2.559	0.144	6	137,074	185,7
11	22 N. KALININ	UKR	GP Project Team	Kawasaki Ninja 400	2'09.852	2.776	0.217	6	136,845	184,4
12	12 A. RUSMIPUTRO	INA	Pertamina Almeria BCD by MS Racing	Yamaha YZF-R3	2'10.859	3.783	1.007	6	135,792	184,1

AIR	Humidity:	56%	Temp:	24°C
TRACK	Condition:	Dry	Temp:	40°C

Records	Pole (SP2)	2017 M.Perez	2'10.115	136,570	Km/h
	Race (RC)	2017 D.Loureiro	2'11.244	135,390	Km/h
	Circuit (FP2)	2018 A.Carrasco	2'07.941	138,890	Km/h

Start 12/05/2018 11:55 End 12:11 The results are provisional until the end of the time limit for protests and appeals and the completion of the technical checks.

These data/results cannot be reproduced, stored and/or transmitted in whole or in part by any manner of electronic, mechanical, photocopying, recording, broadcasting or otherwise now known or herein after developed without the previous express consent by the copyright owner, except for reproduction in daily press and regular printed publications on sale to the public within 60 days of the event related to those data/results and always provided that copyright symbol appears together as follows below.

© DORNA WSBK ORGANIZATION Srl 2018



Official Fuel Supplier

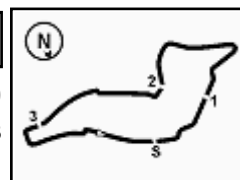


PIRELLI PERUGIA TIMING

Official Tyre Supplier



Official Timekeeper



PATA Italian Round, 11-12-13 May 2018

World Supersport 300 - Results Superpole 2

Session Highlights

Local Time	No. Rider	Description
11.55.00		Start
11.56.40	21 B. SANCHEZ	On the Gravel - Re-Joined - Turn 12
12.02.06	6 R. SCHOTMAN	Current Lap Cancelled - Exceeded Track Limits - Turn 22
12.02.14	81 M. GONZALEZ	Lap Cancelled (2'17.870) - Exceeded Track Limits - Turn 19
12.02.20	6 R. SCHOTMAN	Current Lap Cancelled - Exceeded Track Limits
12.05.44	85 K. SABATUCCI	On the Gravel - Re-Joined - Turn 10
12.05.49	21 B. SANCHEZ	On the Gravel - Re-Joined - Turn 12
12.08.04	6 R. SCHOTMAN	Current Lap Cancelled - Exceeded Track Limits - Turn 14
12.08.46	55 G. HENDRA PRATAMA	On the Gravel - Turn 13
12.10.21	51 M. BASTIANELLI	Current Lap Cancelled - Exceeded Track Limits - Turn 6
12.10.32	85 K. SABATUCCI	Current Lap Cancelled - Exceeded Track Limits - Turn 7
12.11.44		End Of Session

Fastest Laps Sequence

No.	Rider	Nat	Team	Bike	Local Time	Time	Gap	Avg
85	K. SABATUCCI	ITA	PROGP Racing	Yamaha YZF-R3	11:59'45.957	2'10.653		136,006
2	A. CARRASCO	ESP	DS Junior Team	Kawasaki Ninja 400	12:00'14.315	2'09.347	-1.306	137,379
95	S. DEROUE	NED	Motoport Kawasaki	Kawasaki Ninja 400	12:02'10.209	2'09.293	-0.054	137,437
2	A. CARRASCO	ESP	DS Junior Team	Kawasaki Ninja 400	12:02'22.720	2'08.405	-0.888	138,387
95	S. DEROUE	NED	Motoport Kawasaki	Kawasaki Ninja 400	12:04'18.267	2'08.058	-0.347	138,762
2	A. CARRASCO	ESP	DS Junior Team	Kawasaki Ninja 400	12:04'30.618	2'07.898	-0.160	138,936
2	A. CARRASCO	ESP	DS Junior Team	Kawasaki Ninja 400	12:06'38.010	2'07.392	-0.506	139,488
2	A. CARRASCO	ESP	DS Junior Team	Kawasaki Ninja 400	12:11'31.470	2'07.076	-0.316	139,834

Start 12/05/2018 11:55 End 12:11 The results are provisional until the end of the time limit for protests and appeals and the completion of the technical checks.

These data/results cannot be reproduced, stored and/or transmitted in whole or in part by any manner of electronic, mechanical, photocopying, recording, broadcasting or otherwise now known or herein after developed without the previous express consent by the copyright owner, except for reproduction in daily press and regular printed publications on sale to the public within 60 days of the event related to those data/results and always provided that copyright symbol appears together as follows below.

© DORNA WSBK ORGANIZATION Srl 2018



Official Fuel Supplier

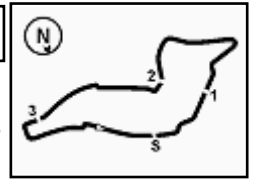


FIKR PERUGIA TIMING

Official Tyre Supplier



Official Timekeeper



Imola Circuit 4.936 m

PATA Italian Round, 11-12-13 May 2018

World Supersport 300 - Best Sectors & Speed Superpole 2

BEST LAP			
1	2 A. CARRASCO	Kawasaki Ninja 400	2'07.076
2	95 S. DEROUE	Kawasaki Ninja 400	2'08.058
3	6 R. SCHOTMAN	Kawasaki Ninja 400	2'08.083
4	51 M. BASTIANELLI	Kawasaki Ninja 400	2'08.811
5	21 B. SANCHEZ	Kawasaki Ninja 400	2'08.909
6	85 K. SABATUCCI	Yamaha YZF-R3	2'09.347
7	41 J. JÄHNIG	KTM RC 390 R	2'09.401
8	81 M. GONZALEZ	Yamaha YZF-R3	2'09.404
9	14 E. DE LA VEGA	Kawasaki Ninja 400	2'09.491
10	55 G. HENDRA PRATAMA	Yamaha YZF-R3	2'09.635
11	22 N. KALININ	Kawasaki Ninja 400	2'09.852
12	12 A. RUSMIPUTRO	Yamaha YZF-R3	2'10.859

SPEED			
1	81 M. GONZALEZ	Yamaha YZF-R3	190,3
2	6 R. SCHOTMAN	Kawasaki Ninja 400	188,6
3	95 S. DEROUE	Kawasaki Ninja 400	188,6
4	21 B. SANCHEZ	Kawasaki Ninja 400	188,0
5	51 M. BASTIANELLI	Kawasaki Ninja 400	187,6
6	85 K. SABATUCCI	Yamaha YZF-R3	187,3
7	41 J. JÄHNIG	KTM RC 390 R	187,0
8	55 G. HENDRA PRATAMA	Yamaha YZF-R3	185,7
9	2 A. CARRASCO	Kawasaki Ninja 400	185,4
10	22 N. KALININ	Kawasaki Ninja 400	184,4
11	12 A. RUSMIPUTRO	Yamaha YZF-R3	184,1
12	14 E. DE LA VEGA	Kawasaki Ninja 400	182,9

SEG. 1		SEG. 2		SEG. 3		SEG. 4	
1	95 S. DEROUE 28.349	1	2 A. CARRASCO 38.793	1	2 A. CARRASCO 34.057	1	81 M. GONZALEZ 25.466
2	2 A. CARRASCO 28.398	2	6 R. SCHOTMAN 39.060	2	6 R. SCHOTMAN 34.226	2	95 S. DEROUE 25.541
3	6 R. SCHOTMAN 28.497	3	51 M. BASTIANELLI 39.373	3	21 B. SANCHEZ 34.618	3	2 A. CARRASCO 25.629
4	51 M. BASTIANELLI 28.601	4	95 S. DEROUE 39.379	4	51 M. BASTIANELLI 34.632	4	85 K. SABATUCCI 25.657
5	21 B. SANCHEZ 28.620	5	41 J. JÄHNIG 39.405	5	95 S. DEROUE 34.635	5	55 G. HENDRA PRATAMA 25.698
6	41 J. JÄHNIG 28.757	6	55 G. HENDRA PRATAMA 39.411	6	41 J. JÄHNIG 34.847	6	6 R. SCHOTMAN 25.700
7	81 M. GONZALEZ 28.791	7	12 A. RUSMIPUTRO 39.508	7	81 M. GONZALEZ 34.866	7	22 N. KALININ 25.805
8	55 G. HENDRA PRATAMA 28.801	8	21 B. SANCHEZ 39.579	8	12 A. RUSMIPUTRO 34.915	8	51 M. BASTIANELLI 25.839
9	22 N. KALININ 28.836	9	22 N. KALININ 39.639	9	85 K. SABATUCCI 34.957	9	14 E. DE LA VEGA 25.881
10	85 K. SABATUCCI 28.851	10	14 E. DE LA VEGA 39.647	10	22 N. KALININ 34.985	10	41 J. JÄHNIG 25.956
11	14 E. DE LA VEGA 28.860	11	85 K. SABATUCCI 39.849	11	14 E. DE LA VEGA 35.004	11	21 B. SANCHEZ 26.066
12	12 A. RUSMIPUTRO 28.994	12	81 M. GONZALEZ 40.022	12	55 G. HENDRA PRATAMA 35.012	12	12 A. RUSMIPUTRO 26.075

12/05/2018

These data/results cannot be reproduced, stored and/or transmitted in whole or in part by any manner of electronic, mechanical, photocopying, recording, broadcasting or otherwise now known or herein after developed without the previous express consent by the copyright owner, except for reproduction in daily press and regular printed publications on sale to the public within 60 days of the event related to those data/results and always provided that copyright symbol appears together as follows below.

© DORNA WSBK ORGANIZATION Srl 2018



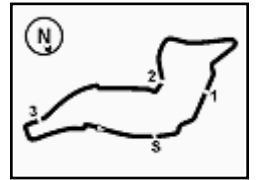
Official Fuel Supplier



Official Tyre Supplier



Official Timekeeper



PATA Italian Round, 11-12-13 May 2018

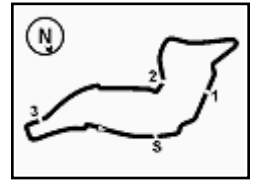
World Supersport 300 - Ideal Times Superpole 2

Imola Circuit 4.936 m

No.	Rider	Nat	Bike	Seg. 1	Seg. 2	Seg. 3	Seg. 4	Ideal Time		
				Diff. 1	Diff. 2	Diff. 3	Diff. 4	Best Lap	Pos.	Diff.
1	2 A. CARRASCO	ESP	Kawasaki Ninja 400	28.398 0.010	38.793 0.189	34.057	25.629	2'06.877	1	0.199
2	6 R. SCHOTMAN	NED	Kawasaki Ninja 400	28.497 0.332	39.060	34.226	25.700 0.268	2'07.483	3	0.600
3	95 S. DEROUÉ	NED	Kawasaki Ninja 400	28.349	39.379 0.154	34.635	25.541	2'07.904	2	0.154
4	51 M. BASTIANELLI	ITA	Kawasaki Ninja 400	28.601	39.373	34.632	25.839 0.366	2'08.445	4	0.366
5	21 B. SANCHEZ	ESP	Kawasaki Ninja 400	28.620 0.026	39.579	34.618	26.066	2'08.883	5	0.026
6	55 G. HENDRA PRATAMA	INA	Yamaha YZF-R3	28.801	39.411 0.381	35.012 0.332	25.698	2'08.922	10	0.713
7	41 J. JÄHNIG	GER	KTM RC 390 R	28.757 0.406	39.405	34.847	25.956 0.030	2'08.965	7	0.436
8	81 M. GONZALEZ	ESP	Yamaha YZF-R3	28.791	40.022	34.866 0.259	25.466	2'09.145	8	0.259
9	22 N. KALININ	UKR	Kawasaki Ninja 400	28.836	39.639	34.985 0.587	25.805	2'09.265	11	0.587
10	85 K. SABATUCCI	ITA	Yamaha YZF-R3	28.851	39.849 0.033	34.957	25.657	2'09.314	6	0.033
11	14 E. DE LA VEGA	FRA	Kawasaki Ninja 400	28.860 0.099	39.647	35.004	25.881	2'09.392	9	0.099
12	12 A. RUSMIPUTRO	INA	Yamaha YZF-R3	28.994 0.031	39.508 0.020	34.915 0.801	26.075 0.515	2'09.492	12	1.367
Overall Ideal Time				28.349	38.793	34.057	25.466	2'06.665		

12/05/2018
These data/results cannot be reproduced, stored and/or transmitted in whole or in part by any manner of electronic, mechanical, photocopying, recording, broadcasting or otherwise now known or herein after developed without the previous express consent by the copyright owner, except for reproduction in daily press and regular printed publications on sale to the public within 60 days of the event related to those data/results and always provided that copyright symbol appears together as follows below.
© DORNA WSBK ORGANIZATION Srl 2018





Imola Circuit 4.936 m

PATA Italian Round, 11-12-13 May 2018

World Supersport 300 - Chronological Analysis Superpole 2

1° 2 A. CARRASCO (2'07.076)							
Lap	Seg.1	Seg.2	Seg.3	Seg.4	Lap Time	km/h	Local Time
1							11:55'41.774
2	40.806	40.788	35.345	26.255	2'23.194P	150,9	11:58'04.968
3	29.052	39.662	34.661	25.972	2'09.347	181,3	12:00'14.315
4	28.716	39.244	34.682	25.763	2'08.405	181,9	12:02'22.720
5	28.677	39.126	34.380	25.715	2'07.898	183,2	12:04'30.618
6	28.544	38.936	34.170	25.742	2'07.392	182,9	12:06'38.010
7	28.398	38.793	48.935	50.258	2'46.384	185,4	12:09'24.394
8	28.408	38.982	34.057	25.629	2'07.076	184,7	12:11'31.470

1							42.257	45.755	32.764	119,7	11:57'36.850
2	28.794	40.055	35.422	30.916	2'15.187	185,4	11:59'52.037				
3	29.500	40.264	37.239	27.772	2'14.775	178,3	12:02'06.812				
4	29.120	39.698	34.988	26.066	2'09.872	184,7	12:04'16.684				
5	29.584	41.459	36.256	25.956	2'13.255	177,8	12:06'29.939				
6	28.757	39.909	34.941	26.073	2'09.680	187,0	12:08'39.619				
7	29.163	39.405	34.847	25.986	2'09.401	178,3	12:10'49.020				

2° 95 S. DEROUE (2'08.058)							
Lap	Seg.1	Seg.2	Seg.3	Seg.4	Lap Time	km/h	Local Time
1							11:57'34.539
2	29.435	40.611	41.693	34.638	2'26.377	177,2	12:00'00.916
3	28.934	39.618	34.705	26.036	2'09.293	181,3	12:02'10.209
4	28.349	39.533	34.635	25.541	2'08.058	188,6	12:04'18.267
5	29.050	42.583	35.363	26.187	2'13.183	180,4	12:06'31.450
6	28.539	40.149	46.776	54.041	2'49.505	185,4	12:09'20.955
7	28.930	39.379	37.075	26.395	2'11.779	181,3	12:11'32.734

8° 81 M. GONZALEZ (2'09.404)											
Lap	Seg.1	Seg.2	Seg.3	Seg.4	Lap Time	km/h	Local Time				
1							41.906	37.880	37.303	140,4	11:57'29.489
2	32.049	42.792	37.945	28.451	2'21.237	166,0	11:59'50.726				
3	29.272	40.956	37.895	29.747	2'17.870C	175,7	12:02'08.596				
4	28.968	40.631	34.866	25.964	2'10.429	183,8	12:04'19.025				
5	28.791	40.022	35.125	25.466	2'09.404	190,3	12:06'28.429				
6	29.927	41.570	38.182	55.310	2'44.989	184,7	12:09'13.418				
7	29.089	40.137	34.963	25.754	2'09.943	178,9	12:11'23.361				

3° 6 R. SCHOTMAN (2'08.083)							
Lap	Seg.1	Seg.2	Seg.3	Seg.4	Lap Time	km/h	Local Time
1							11:57'35.097
2	29.067	40.573	42.273	32.010	2'23.923	184,7	11:59'59.020
3	28.808	39.474	34.664	25.689	2'08.635C	186,0	12:02'07.655
4	32.180	39.640	34.763	26.114	2'12.697C	177,5	12:04'20.352
5	28.497	39.318	34.950	25.700	2'08.465	188,6	12:06'28.817
6	31.867	41.337	45.507	51.446	2'50.157C	185,7	12:09'18.974
7	28.829	39.060	34.226	25.968	2'08.083	182,2	12:11'27.057

9° 14 E. DE LA VEGA (2'09.491)											
Lap	Seg.1	Seg.2	Seg.3	Seg.4	Lap Time	km/h	Local Time				
1							42.305	46.233	32.990	113,5	11:57'37.014
2	29.168	39.957	35.466	30.995	2'15.586	181,3	11:59'52.600				
3	29.248	40.076	35.547	26.155	2'11.026	180,4	12:02'03.626				
4	29.842	45.530	35.346	26.301	2'17.019	174,3	12:04'20.645				
5	28.959	39.647	35.004	25.881	2'09.491	181,6	12:06'30.136				
6	28.860	41.671	44.391	47.658	2'42.580	182,9	12:09'12.716				
7	29.688	40.158	35.256	26.032	2'11.134	176,0	12:11'23.850				

4° 51 M. BASTIANELLI (2'08.811)							
Lap	Seg.1	Seg.2	Seg.3	Seg.4	Lap Time	km/h	Local Time
1							11:57'37.255
2	29.019	39.704	40.529	31.974	2'21.226	185,7	11:59'58.481
3	29.323	39.373	36.257	26.424	2'11.377	179,5	12:02'09.858
4	28.601	39.373	34.632	26.205	2'08.811	186,3	12:04'18.669
5	28.912	39.531	34.994	25.839	2'09.276	187,6	12:06'27.945
6	30.733	42.089	44.653	50.497	2'47.972	176,3	12:09'15.917
7	29.092	39.776	35.807	26.774	2'11.449C	182,6	12:11'27.366

10° 55 G. HENDRA PRATAMA (2'09.635)											
Lap	Seg.1	Seg.2	Seg.3	Seg.4	Lap Time	km/h	Local Time				
1							42.373	45.868	34.062	118,2	11:57'37.534
2	28.880	39.887	37.124	30.351	2'16.242	181,6	11:59'53.776				
3	29.090	39.411	37.195	29.559	2'15.255	178,6	12:02'09.031				
4	29.433	40.263	35.012	25.974	2'10.682	180,4	12:04'19.713				
5	28.801	39.792	35.344	25.698	2'09.635	183,5	12:06'29.348				
6	30.520	41.875	40.671	53.882	2'46.948	185,7	12:09'16.296				
7	28.893	39.756	35.859	26.998	2'11.506	182,9	12:11'27.802				

5° 21 B. SANCHEZ (2'08.909)							
Lap	Seg.1	Seg.2	Seg.3	Seg.4	Lap Time	km/h	Local Time
1							11:57'38.151
2	29.186	39.914	35.615	31.806	2'16.521	186,0	11:59'54.672
3	28.774	39.612	35.972	30.440	2'14.798	185,1	12:02'09.470
4	28.646	39.579	34.618	26.066	2'08.909	188,0	12:04'18.379
5	29.143	39.977	38.237	26.140	2'13.497	180,7	12:06'31.876
6	28.620	39.906	45.596	49.219	2'43.341	186,7	12:09'15.217
7	29.000	40.285	35.907	26.410	2'11.602	183,2	12:11'26.819

11° 22 N. KALININ (2'09.852)											
Lap	Seg.1	Seg.2	Seg.3	Seg.4	Lap Time	km/h	Local Time				
1							42.412	44.171	37.136	139,3	11:57'36.365
2	29.170	39.879	36.593	31.135	2'16.777	179,2	11:59'53.142				
3	29.062	40.009	37.127	28.985	2'15.183	180,7	12:02'08.325				
4	29.185	40.928	34.985	26.004	2'11.102	178,9	12:04'19.427				
5	28.836	39.639	35.572	25.805	2'09.852	184,4	12:06'29.279				
6	29.604	42.126	46.130	45.303	2'43.163	181,9	12:09'12.442				
7	29.833	40.752	35.315	26.054	2'11.954	176,0	12:11'24.396				

6° 85 K. SABATUCCI (2'09.347)							
Lap	Seg.1	Seg.2	Seg.3	Seg.4	Lap Time	km/h	Local Time
1							11:57'35.304
2	29.371	39.849	35.365	26.068	2'10.653	178,9	11:59'45.957
3	32.447	42.970	36.462	25.887	2'17.766	156,6	12:02'03.723
4	29.771	43.706	35.704	25.990	2'15.171	172,1	12:04'18.894
5	28.851	39.882	34.957	25.657	2'09.347	187,3	12:06'28.241
6	30.133	42.110	41.632	50.798	2'44.673	182,9	12:09'12.914
7	29.534	40.353	34.949	25.493	2'10.329C	178,6	12:11'23.243

12° 12 A. RUSMIPUTRO (2'10.859)											
Lap	Seg.1	Seg.2	Seg.3	Seg.4	Lap Time	km/h	Local Time				
1							43.082	45.353	36.021	144,5	11:57'35.860
2	29.509	39.827	38.005	31.845	2'19.186	178,0	11:59'55.046				
3	29.081	39.508	35.483	27.049	2'11.121	180,7	12:02'06.167				
4	30.121	39.690	34.915	26.211	2'10.937	172,9	12:04'17.104				
5	30.384	41.930	34.983	26.075	2'13.372	175,7	12:06'30.476				
6	28.994	40.775	44.910	50.916	2'45.595	184,1	12:09'16.071				
7	29.025	39.528	35.716	26.590	2'10.859	183,5	12:11'26.930				

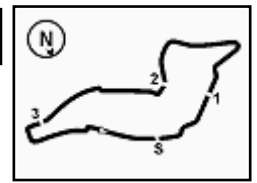
7° 41 J. JÄHNIG (2'09.401)							
Lap	Seg.1	Seg.2	Seg.3	Seg.4	Lap Time	km/h	Local Time

12/05/2018 P = Pits In/Out - C = Lap Time Cancelled

These data/results cannot be reproduced, stored and/or transmitted in whole or in part by any manner of electronic, mechanical, photocopying, recording, broadcasting or otherwise now known or herein after developed without the previous express consent by the copyright owner, except for reproduction in daily press and regular printed publications on sale to the public within 60 days of the event related to those data/results and always provided that copyright symbol appears together as follows below.

© DORNA WSBK ORGANIZATION Srl 2018

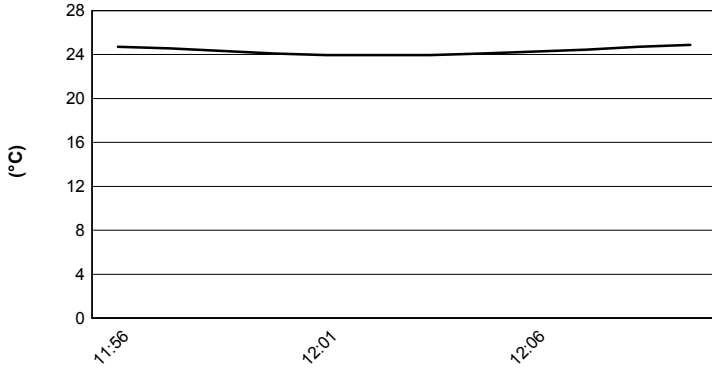




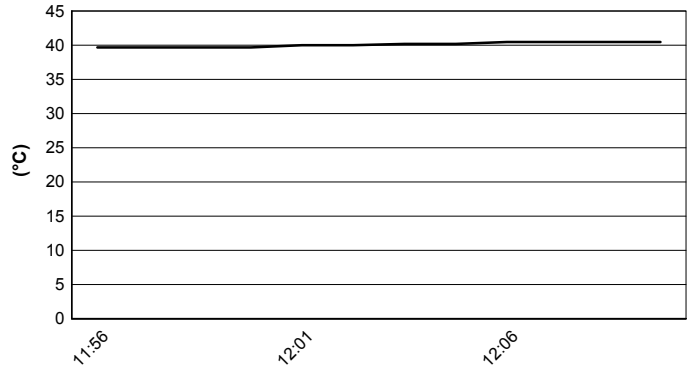
Imola Circuit 4.936 m

PATA Italian Round, 11-12-13 May 2018
World Supersport 300 - Weather Report Superpole 2
 Session started 11:55 - Session ended 12:11

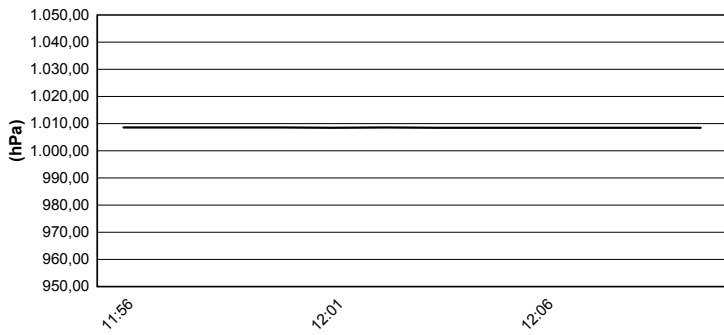
Air Temperature



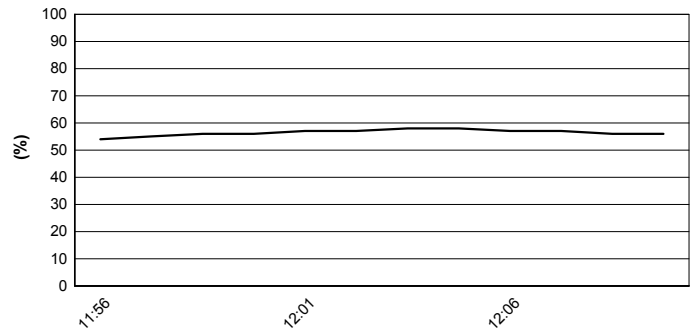
Track Temperature



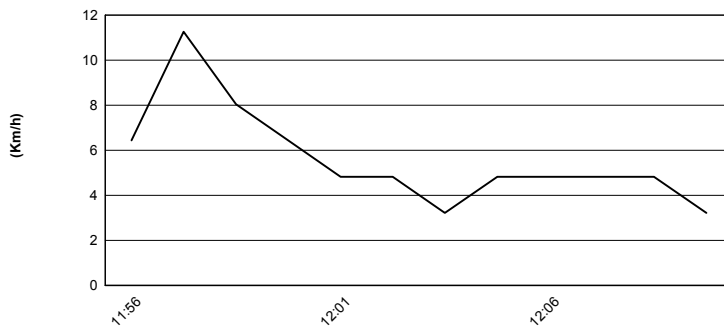
Air Pressure



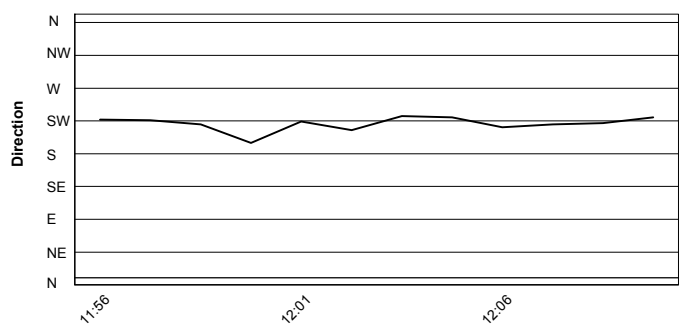
Humidity



Wind Speed



Wind Direction



12/05/2018

These data/results cannot be reproduced, stored and/or transmitted in whole or in part by any manner of electronic, mechanical, photocopying, recording, broadcasting or otherwise now known or herein after developed without the previous express consent by the copyright owner, except for reproduction in daily press and regular printed publications on sale to the public within 60 days of the event related to those data/results and always provided that copyright symbol appears together as follows below.

© DORNA WSBK ORGANIZATION Srl 2018



Official Fuel Supplier

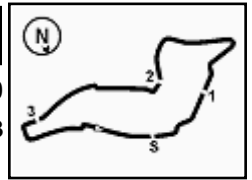


FICR PERUGIA TIMING

Official Tyre Supplier



Official Timekeeper



PATA Italian Round, 11-12-13 May 2018
World Supersport 300 - TISSOT Superpole Award

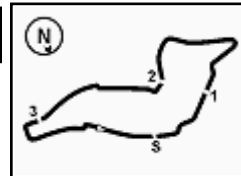
	Points	Points From First	Points From Previous	April 15 ARAGÓN	April 22 ASSEN	May 13 IMOLA	May 27 DONINGTON PARK	June 10 BRNO	July 8 MISANO	September 16 PORTIMÃO	September 30 MAGNY COURS									
1 CARRASCO Ana (ESP)	54			13	16	25														
2 PEREZ Mika (ESP)	50	4		25	25															
3 DEROUÉ Scott (NED)	49	5	1	20	9	20														
4 SCHOTMAN Robert (NED)	37	17	12	10	11	16														
5 MEUFFELS Koen (NED)	31	23	6	11	20															
6 SANCHEZ Borja (ESP)	28	26	3	9	8	11														
7 LOUREIRO Dorren (RSA)	26	28	2	16	10															
8 VAN STRAALLEN Glenn (NED)	19	35	7	4	13	2														
9 HENDRA PRATAMA Galang (INA)	17	37	2	5	6	6														
10 GRUNWALD Luca (GER)	16	38	1	8	7	1														
11 BASTIANELLI Manuel (ITA)	13	41	3			13														
12 GONZALEZ Manuel (ESP)	11	43	2	3		8														
13 KALININ Nick (UKR)	11	43	0	1	5	5														
14 SABATUCCI Kevin (ITA)	10	44	1			10														
15 JÄHNIG Jan-Ole (GER)	9	45	1			9														
16 DE LA VEGA Enzo (FRA)	7	47	2			7														
17 ROVELLI Filippo (ITA)	7	47	0	7																
18 EDWARDS Tom (AUS)	7	47	0	6	1															
19 VALLE Daniel (ESP)	6	48	1		3	3														
20 RUSMIPUTRO Ali Adriansyah (INA)	4	50	2			4														
21 HERRERA Maria (ESP)	4	50	0		4															
22 KHAN Walid (NED)	4	50	0	2	2															

12/05/2018

These data/results cannot be reproduced, stored and/or transmitted in whole or in part by any manner of electronic, mechanical, photocopying, recording, broadcasting or otherwise now known or herein after developed without the previous express consent by the copyright owner, except for reproduction in daily press and regular printed publications on sale to the public within 60 days of the event related to those data/results and always provided that copyright symbol appears together as follows below.

© DORNA WSBK ORGANIZATION Srl 2018





Imola Circuit 4.936 m

PATA Italian Round, 11-12-13 May 2018

World Supersport 300 - Superpole Ranking

	2017	2018
01 Motorland Aragon	Deroue (Ned) Kaw 2'12.712 (137,7 Km/h)	Perez (Esp) Kaw 2'07.938 (142,9 Km/h)
02 TT Circuit Assen	Sanchez (Esp) Yam 1'53.814 (143,7 Km/h)	Perez (Esp) Kaw 1'50.165 (148,4 Km/h)
03 Autodromo Internazionale Enzo e Dino	Perez (Esp) Hon 2'10.115 (136,6 Km/h)	Carrasco (Esp) Kaw 2'07.076 (139,8 Km/h)
04 Donington Park	Coppola (Ita) Yam 1'46.150 (136,4 Km/h)	
06 Misano World Circuit "Marco Simoncelli"	Perez (Esp) Hon 1'52.490 (135,2 Km/h)	
07 Autódromo Internacional do Algarve	Coppola (Ita) Yam 2'00.128 (137,6 Km/h)	
08 Magny-Cours	Muel (Fra) Yam 2'16.866 (116,0 Km/h)	

2018

- 2 M. Perez
- 1 A. Carrasco

ALL TIMES

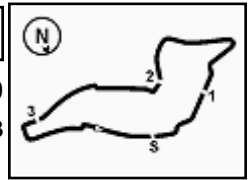
- 4 M. Perez
- 3 A. Coppola
- 1 A. Carrasco
- 1 S. Deroue
- 1 B. Sanchez
- 1 M. Garcia
- 1 A. Muel

12/05/2018

These data/results cannot be reproduced, stored and/or transmitted in whole or in part by any manner of electronic, mechanical, photocopying, recording, broadcasting or otherwise now known or herein after developed without the previous express consent by the copyright owner, except for reproduction in daily press and regular printed publications on sale to the public within 60 days of the event related to those data/results and always provided that copyright symbol appears together as follows below.

© DORNA WSBK ORGANIZATION Srl 2018





PATA Italian Round, 11-12-13 May 2018

World Supersport 300 - Best Laps & Speeds

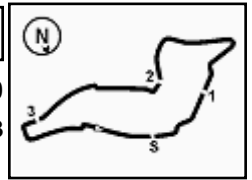
No.	Rider Bike	Nat	Best Lap		FP1		FP2		QP1		QP2	
			LL	SPD	LL	SPD	LL	SPD	LL	SPD	LL	SPD
1	2 A. CARRASCO Kawasaki Ninja 400	ESP	2'07.076	29 191,6	2'08.113	9 191,6	2'07.941	13 187,6			2'07.076	7 185,3
2	95 S. DEROUE Kawasaki Ninja 400	NED	2'08.058	31 191,9	2'10.513	11 191,9	2'08.231	14 189,6			2'08.058	6 188,6
3	6 R. SCHOTMAN Kawasaki Ninja 400	NED	2'08.083	31 191,9	2'09.047	11 185,0	2'08.844	14 191,9			2'08.083	6 188,6
4	41 J. JÄHNIG KTM RC 390 R	GER	2'08.433	39 189,9	2'11.920	12 185,3	2'09.368	14 187,6	2'08.433	7 189,9	2'09.401	6 186,9
5	51 M. BASTIANELLI Kawasaki Ninja 400	ITA	2'08.582	31 189,6	2'08.582	11 189,6	2'08.849	14 183,4			2'08.811	6 187,6
6	81 M. GONZALEZ Yamaha YZF-R3	ESP	2'08.582	38 190,2	2'10.632	12 187,6	2'09.149	14 188,2	2'08.582	6 186,0	2'09.404	6 190,2
7	33 D. VALLE Yamaha YZF-R3	ESP	2'08.615	30 185,6	2'10.838	11 181,0	2'09.866	13 181,9	2'08.615	6 185,6		
8	15 G. VAN STRAALLEN KTM RC 390 R	NED	2'08.616	32 187,6	2'13.141	12 181,9	2'11.558	13 182,5	2'08.616	7 187,6		
9	21 B. SANCHEZ Kawasaki Ninja 400	ESP	2'08.687	31 188,6	2'09.604	11 186,3	2'08.687	14 188,6			2'08.909	6 187,9
10	43 L. GRUNWALD KTM RC 390 R	GER	2'08.802	33 188,6	2'10.524	12 185,0	2'09.805	14 188,2	2'08.802	7 188,6		
11	17 K. MEUFFELS KTM RC 390 R	NED	2'08.823	30 186,9	2'11.133	12 183,4	2'12.193	12 184,1	2'08.823	6 186,9		
12	22 N. KALININ Kawasaki Ninja 400	UKR	2'08.884	26 185,0	2'09.643	10 184,4	2'08.884	10 185,0			2'09.852	6 184,4
13	85 K. SABATUCCI Yamaha YZF-R3	ITA	2'08.897	30 189,6	2'10.747	10 180,1	2'08.897	14 189,6			2'09.347	6 187,3
14	97 M. KAPPLER KTM RC 390 R	GER	2'08.993	28 189,6	2'11.575	7 183,4	2'09.956	14 189,6	2'08.993	7 188,2		
15	55 G. HENDRA PRATAMA Yamaha YZF-R3	INA	2'09.029	30 187,6	2'09.500	11 181,9	2'09.029	13 187,6			2'09.635	6 185,6
16	14 E. DE LA VEGA Kawasaki Ninja 400	FRA	2'09.114	30 186,6	2'09.114	12 186,6	2'09.135	12 178,9			2'09.491	6 182,8
17	71 T. EDWARDS Kawasaki Ninja 400	AUS	2'09.133	30 189,6	2'11.043	10 186,3	2'09.204	14 189,6	2'09.133	6 189,2		
18	12 A. RUSMIPUTRO Yamaha YZF-R3	INA	2'09.139	29 186,9	2'11.187	10 185,3	2'09.139	13 186,9			2'10.859	6 184,1
19	69 M. HERRERA Yamaha YZF-R3	ESP	2'09.349	31 185,3	2'11.227	12 181,0	2'09.741	13 184,4	2'09.349	6 185,3		
20	93 W. KHAN Kawasaki Ninja 400	NED	2'09.385	25 186,6	2'11.016	12 183,8	2'10.918	7 181,3	2'09.385	6 186,6		
21	20 D. LOUREIRO Kawasaki Ninja 400	RSA	2'09.404	27 186,3	2'09.404	8 186,3	2'09.809	13 184,7	2'09.446	6 184,1		
22	8 M. PEREZ Kawasaki Ninja 400	ESP	2'09.447	23 182,8	2'09.447	9 182,8	2'09.457	11 181,3	2'09.793	3 182,2		
23	27 F. ROVELLI Kawasaki Ninja 400	ITA	2'09.652	29 183,1	2'12.018	10 181,3	2'12.163	12 178,6	2'09.652	7 183,1		
24	99 P. GRASSIA Yamaha YZF-R3	ITA	2'09.938	31 182,5	2'10.911	11 182,5	2'09.938	13 181,6	2'10.257	7 175,7		
25	28 D. KOOPMAN Yamaha YZF-R3	NED	2'10.006	33 184,4	2'11.352	12 184,4	2'10.006	15 182,8	2'10.914	6 182,8		

12/05/2018

These data/results cannot be reproduced, stored and/or transmitted in whole or in part by any manner of electronic, mechanical, photocopying, recording, broadcasting or otherwise now known or herein after developed without the previous express consent by the copyright owner, except for reproduction in daily press and regular printed publications on sale to the public within 60 days of the event related to those data/results and always provided that copyright symbol appears together as follows below.

© DORNA WSBK ORGANIZATION Srl 2018





PATA Italian Round, 11-12-13 May 2018

World Supersport 300 - Best Laps & Speeds

No.	Rider Bike	Nat	Best Lap		FP1		FP2		QP1		QP2						
			LL	SPD	LL	SPD	LL	SPD	LL	SPD	LL	SPD					
26	11 K. ARDUINI Yamaha YZF-R3	ITA	2'10.285 31 179,5		2'11.092 12 176,3		2'10.285 13 179,5		2'11.293 6 179,5								
27	96 I. PRATNA Yamaha YZF-R3	INA	2'10.788 29 182,5		2'14.799 11 180,1		2'11.961 12 180,1		2'10.788 6 182,5								
28	19 L. BERNARDI Yamaha YZF-R3	ITA	2'11.011 23 181,9		2'11.300 12 181,9		2'11.011 11 179,5										
29	18 A. MURLEY Yamaha YZF-R3	GBR	2'11.089 28 183,8		2'11.778 10 180,4		2'11.655 12 183,8		2'11.089 6 182,8								
30	54 F. FULIGNI Yamaha YZF-R3	ITA	2'11.590 30 184,1		2'13.097 10 178,3		2'12.424 14 184,1		2'11.590 6 179,2								
31	13 D. IOZZO Honda CBR500R	RSA	2'11.730 30 185,0		2'14.095 10 185,0		2'11.884 14 183,8		2'11.730 6 184,7								
32	78 J. FORAY Kawasaki Ninja 400	FRA	2'12.078 31 183,1		2'14.229 11 181,6		2'12.108 14 183,1		2'12.078 6 182,2								
33	64 H. DE CANCELLIS Yamaha YZF-R3	FRA	2'12.110 31 181,9		2'13.547 12 179,2		2'12.546 13 181,9		2'12.110 6 178,9								
34	5 R. VOS KTM RC 390 R	NED	2'12.162 20 185,3		2'15.809 11 181,6		2'15.361 3 180,7		2'12.162 6 185,3								
35	7 N. SETTIMO Honda CBR500R	ITA	2'13.396 31 184,1		2'14.118 12 184,1		2'13.396 13 180,7		2'13.501 6 180,7								
36	58 T. FINOCCHIARO Honda CBR500R	GBR	2'13.449 30 183,1		2'14.771 11 181,3		2'14.685 13 180,4		2'13.449 6 183,1								
37	84 J. OVERBEEKE Yamaha YZF-R3	NED	2'13.505 29 180,7		2'14.313 11 180,7		2'14.831 12 174,0		2'13.505 6 177,4								
38	44 S. LOCHOFF Yamaha YZF-R3	RSA	2'14.153 30 181,6		2'17.463 12 178,9		2'14.645 12 179,8		2'14.153 6 181,6								
39	79 T. ALONSO Yamaha YZF-R3	POR	2'14.751 30 178,0		2'19.659 11 175,7		2'15.298 13 173,7		2'14.751 6 178,0								

12/05/2018

These data/results cannot be reproduced, stored and/or transmitted in whole or in part by any manner of electronic, mechanical, photocopying, recording, broadcasting or otherwise now known or herein after developed without the previous express consent by the copyright owner, except for reproduction in daily press and regular printed publications on sale to the public within 60 days of the event related to those data/results and always provided that copyright symbol appears together as follows below.

© DORNA WSBK ORGANIZATION Srl 2018

