

PATA Italian Round, 11-12-13 May 2018

World Supersport 300 - Results Warm Up

No.	Rider	Nat	Team	Bike	Time	Gap	Rel.	Laps	Speed	
									Avg	Max
1	2 A. CARRASCO	ESP	DS Junior Team	Kawasaki Ninja 400	2'08.065			5	138,755	188,6
2	8 M. PEREZ	ESP	Kawasaki ParkinGO Team	Kawasaki Ninja 400	2'08.617	0.552	0.552	4	138,159	189,3
3	6 R. SCHOTMAN	NED	Motoport Kawasaki	Kawasaki Ninja 400	2'08.749	0.684	0.132	5	138,017	184,4
4	20 D. LOUREIRO	RSA	DS Junior Team	Kawasaki Ninja 400	2'08.820	0.755	0.071	5	137,941	182,9
5	69 M. HERRERA	ESP	BCD Yamaha MS Racing	Yamaha YZF-R3	2'08.849	0.784	0.029	4	137,910	189,9
6	81 M. GONZALEZ	ESP	Pertamina Almeria BCD Junior Team by MS	Yamaha YZF-R3	2'08.861	0.796	0.012	5	137,897	185,7
7	51 M. BASTIANELLI	ITA	PRODINA IRCOS Team	Kawasaki Ninja 400	2'08.964	0.899	0.103	5	137,787	188,6
8	41 J. JÄHNIG	GER	Freudenberg KTM Junior Team	KTM RC 390 R	2'09.127	1.062	0.163	5	137,613	188,6
9	43 L. GRUNWALD	GER	Freudenberg KTM WorldSSP Team	KTM RC 390 R	2'09.133	1.068	0.006	4	137,607	190,6
10	33 D. VALLE	ESP	BCD Yamaha MS Racing	Yamaha YZF-R3	2'09.205	1.140	0.072	4	137,530	184,7
11	17 K. MEUFFELS	NED	KTM Fortron Junior Team	KTM RC 390 R	2'09.340	1.275	0.135	4	137,387	189,9
12	22 N. KALININ	UKR	GP Project Team	Kawasaki Ninja 400	2'09.464	1.399	0.124	4	137,255	183,8
13	55 G. HENDRA PRATAMA	INA	BIBLION YAMAHA MOTOXRACING	Yamaha YZF-R3	2'09.503	1.438	0.039	5	137,214	188,6
14	27 F. ROVELLI	ITA	Kawasaki ParkinGO Team	Kawasaki Ninja 400	2'09.705	1.640	0.202	4	137,000	185,4
15	71 T. EDWARDS	AUS	Nutec - Benjan - Kawasaki	Kawasaki Ninja 400	2'09.747	1.682	0.042	4	136,956	186,7
16	11 K. ARDUINI	ITA	MMR	Yamaha YZF-R3	2'09.886	1.821	0.139	4	136,809	182,9
17	21 B. SANCHEZ	ESP	ETG Racing	Kawasaki Ninja 400	2'10.011	1.946	0.125	4	136,678	187,0
18	14 E. DE LA VEGA	FRA	GP Project Team	Kawasaki Ninja 400	2'10.122	2.057	0.111	4	136,561	178,6
19	85 K. SABATUCCI	ITA	PROGP Racing	Yamaha YZF-R3	2'10.160	2.095	0.038	4	136,521	182,6
20	93 W. KHAN	NED	Nutec - Benjan - Kawasaki	Kawasaki Ninja 400	2'10.261	2.196	0.101	4	136,415	182,9
21	15 G. VAN STRAALEN	NED	KTM Fortron Racing Team	KTM RC 390 R	2'10.373	2.308	0.112	4	136,298	182,9
22	95 S. DEROUÉ	NED	Motoport Kawasaki	Kawasaki Ninja 400	2'10.401	2.336	0.028	4	136,269	186,3
23	97 M. KAPPLER	GER	Freudenberg KTM WorldSSP Team	KTM RC 390 R	2'10.605	2.540	0.204	4	136,056	189,6
24	28 D. KOOPMAN	NED	GRT Yamaha WorldSSP300 Team	Yamaha YZF-R3	2'10.625	2.560	0.020	4	136,035	182,2
25	99 P. GRASSIA	ITA	BIBLION YAMAHA MOTOXRACING	Yamaha YZF-R3	2'10.661	2.596	0.036	4	135,998	181,6
26	78 J. FORAY	FRA	ETG Racing	Kawasaki Ninja 400	2'11.087	3.022	0.426	4	135,556	191,3
27	54 F. FULIGNI	ITA	GRT Yamaha WorldSSP300 Team	Yamaha YZF-R3	2'11.158	3.093	0.071	4	135,482	184,1
28	19 L. BERNARDI	ITA	Team Trasimeno	Yamaha YZF-R3	2'11.192	3.127	0.034	4	135,447	181,3
29	12 A. RUSMIPUTRO	INA	Pertamina Almeria BCD by MS Racing	Yamaha YZF-R3	2'11.284	3.219	0.092	4	135,352	186,0
30	96 I. PRATNA	INA	TERRA E MOTO	Yamaha YZF-R3	2'11.922	3.857	0.638	4	134,698	183,2
31	13 D. IOZZO	RSA	Racedays	Honda CBR500R	2'11.955	3.890	0.033	4	134,664	181,0
32	64 H. DE CANCELLIS	FRA	Team Toth - Yart	Yamaha YZF-R3	2'12.206	4.141	0.251	4	134,408	178,3
33	5 R. VOS	NED	KTM Fortron Racing Team	KTM RC 390 R	2'12.916	4.851	0.710	4	133,690	187,0
34	18 A. MURLEY	GBR	Team Toth - Yart	Yamaha YZF-R3	2'13.056	4.991	0.140	5	133,550	174,9
35	58 T. FINOCCHIARO	GBR	Scuderia Maranga Racing	Honda CBR500R	2'14.141	6.076	1.085	5	132,470	178,3
36	7 N. SETTIMO	ITA	Scuderia Maranga Racing	Honda CBR500R	2'14.757	6.692	0.616	5	131,864	182,2
37	84 J. OVERBEEKE	NED	Team Trasimeno	Yamaha YZF-R3	2'15.089	7.024	0.332	4	131,540	174,3
38	79 T. ALONSO	POR	Samurai-YART Racing	Yamaha YZF-R3	2'15.165	7.100	0.076	4	131,466	181,0
39	44 S. LOCHOFF	RSA	Samurai-YART Racing	Yamaha YZF-R3	2'16.386	8.321	1.221	4	130,289	178,3

AIR	Humidity:	56%	Temp:	20°C
TRACK	Condition:	Dry	Temp:	26°C

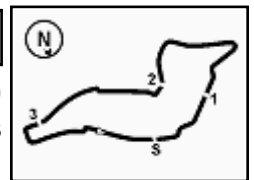
Records	Pole (SP2)	2018 A.Carrasco	2'07.076	139,830	Km/h
	Race (RC)	2017 D.Loureiro	2'11.244	135,390	Km/h
	Circuit (SP2)	2018 A.Carrasco	2'07.076	139,830	Km/h

Start 13/05/2018 08:50 End 09:02 The results are provisional until the end of the time limit for protests and appeals and the completion of the technical checks.

These data/results cannot be reproduced, stored and/or transmitted in whole or in part by any manner of electronic, mechanical, photocopying, recording, broadcasting or otherwise now known or herein after developed without the previous express consent by the copyright owner, except for reproduction in daily press and regular printed publications on sale to the public within 60 days of the event related to those data/results and always provided that copyright symbol appears together as follows below.

© DORNA WSBK ORGANIZATION Srl 2018





PATA Italian Round, 11-12-13 May 2018

World Supersport 300 - Results Warm Up

Session Highlights

Local Time	No. Rider	Description
08.50.00		Start
08.51.54	15 G. VAN STRAALEN	On the Gravel - Re-Joined - Turn 12
08.54.07	84 J. OVERBEEKE	On the Gravel - Re-Joined - Turn 13
08.54.32	64 H. DE CANCELLIS	On the Gravel - Re-Joined - Turn 15
08.55.41	14 E. DE LA VEGA	Current Lap Cancelled - Exceeded Track Limits - Turn 7
08.56.03	12 A. RUSMIPUTRO	On the Gravel - Re-Joined - Turn 10
08.56.12	13 D. IOZZO	On the Gravel - Re-Joined - Turn 13
08.56.39	64 H. DE CANCELLIS	On the Gravel - Re-Joined - Turn 15
08.56.46	97 M. KAPPLER	Current Lap Cancelled - Exceeded Track Limits - Turn 22
08.56.53	97 M. KAPPLER	Current Lap Cancelled - Exceeded Track Limits
08.58.38	44 S. LOCHOFF	On the Gravel - Re-Joined - Turn 13
08.59.08	11 K. ARDUINI	On the Gravel - Re-Joined - Turn 15
09.00.33	5 R. VOS	Current Lap Cancelled - Exceeded Track Limits - Turn 14
09.00.36	64 H. DE CANCELLIS	On the Gravel - Re-Joined - Turn 13
09.00.55	21 B. SANCHEZ	On the Gravel - Re-Joined - Turn 12
09.02.10		End Of Session

Fastest Laps Sequence

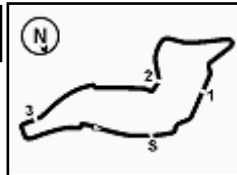
No.	Rider	Nat	Team	Bike	Local Time	Time	Gap	Avg
28	D. KOOPMAN	NED	GRT Yamaha WorldSSP300 Team	Yamaha YZF-R3	08:54'28.673	2'13.422		133,183
27	F. ROVELLI	ITA	Kawasaki ParkinGO Team	Kawasaki Ninja 400	08:54'29.130	2'12.176	-1.246	134,439
14	E. DE LA VEGA	FRA	GP Project Team	Kawasaki Ninja 400	08:54'30.481	2'11.363	-0.813	135,271
85	K. SABATUCCI	ITA	PROGP Racing	Yamaha YZF-R3	08:54'30.611	2'11.027	-0.336	135,618
17	K. MEUFFELS	NED	KTM Fortron Junior Team	KTM RC 390 R	08:54'33.278	2'10.559	-0.468	136,104
81	M. GONZALEZ	ESP	Pertamina Almeria BCD Junior Team by MS	Yamaha YZF-R3	08:54'35.657	2'10.352	-0.207	136,320
6	R. SCHOTMAN	NED	Motoport Kawasaki	Kawasaki Ninja 400	08:55'25.357	2'10.205	-0.147	136,474
17	K. MEUFFELS	NED	KTM Fortron Junior Team	KTM RC 390 R	08:56'42.618	2'09.340	-0.865	137,387
33	D. VALLE	ESP	BCD Yamaha MS Racing	Yamaha YZF-R3	08:56'44.520	2'09.205	-0.135	137,530
51	M. BASTIANELLI	ITA	PRODINA IRCOS Team	Kawasaki Ninja 400	08:58'57.841	2'08.964	-0.241	137,787
8	M. PEREZ	ESP	Kawasaki ParkinGO Team	Kawasaki Ninja 400	08:59'04.216	2'08.617	-0.347	138,159
2	A. CARRASCO	ESP	DS Junior Team	Kawasaki Ninja 400	08:59'46.906	2'08.463	-0.154	138,325
2	A. CARRASCO	ESP	DS Junior Team	Kawasaki Ninja 400	09:01'54.971	2'08.065	-0.398	138,755

Start 13/05/2018 08:50 End 09:02 The results are provisional until the end of the time limit for protests and appeals and the completion of the technical checks.

These data/results cannot be reproduced, stored and/or transmitted in whole or in part by any manner of electronic, mechanical, photocopying, recording, broadcasting or otherwise now known or herein after developed without the previous express consent by the copyright owner, except for reproduction in daily press and regular printed publications on sale to the public within 60 days of the event related to those data/results and always provided that copyright symbol appears together as follows below.

© DORNA WSBK ORGANIZATION Srl 2018





Imola Circuit 4.936 m

PATA Italian Round, 11-12-13 May 2018

World Supersport 300 - Best Sectors & Speed Warm Up

BEST LAP			
1	2 A. CARRASCO	Kawasaki Ninja 400	2'08.065
2	8 M. PEREZ	Kawasaki Ninja 400	2'08.617
3	6 R. SCHOTMAN	Kawasaki Ninja 400	2'08.749
4	20 D. LOUREIRO	Kawasaki Ninja 400	2'08.820
5	69 M. HERRERA	Yamaha YZF-R3	2'08.849
6	81 M. GONZALEZ	Yamaha YZF-R3	2'08.861
7	51 M. BASTIANELLI	Kawasaki Ninja 400	2'08.964
8	41 J. JÄHNIG	KTM RC 390 R	2'09.127
9	43 L. GRUNWALD	KTM RC 390 R	2'09.133
10	33 D. VALLE	Yamaha YZF-R3	2'09.205
11	17 K. MEUFFELS	KTM RC 390 R	2'09.340
12	22 N. KALININ	Kawasaki Ninja 400	2'09.464
13	55 G. HENDRA PRATAMA	Yamaha YZF-R3	2'09.503
14	27 F. ROVELLI	Kawasaki Ninja 400	2'09.705
15	71 T. EDWARDS	Kawasaki Ninja 400	2'09.747
16	11 K. ARDUINI	Yamaha YZF-R3	2'09.886
17	21 B. SANCHEZ	Kawasaki Ninja 400	2'10.011
18	14 E. DE LA VEGA	Kawasaki Ninja 400	2'10.122
19	85 K. SABATUCCI	Yamaha YZF-R3	2'10.160
20	93 W. KHAN	Kawasaki Ninja 400	2'10.261
21	15 G. VAN STRAALLEN	KTM RC 390 R	2'10.373
22	95 S. DEROUÉ	Kawasaki Ninja 400	2'10.401
23	97 M. KAPPLER	KTM RC 390 R	2'10.605
24	28 D. KOOPMAN	Yamaha YZF-R3	2'10.625
25	99 P. GRASSIA	Yamaha YZF-R3	2'10.661
26	78 J. FORAY	Kawasaki Ninja 400	2'11.087
27	54 F. FULIGNI	Yamaha YZF-R3	2'11.158
28	19 L. BERNARDI	Yamaha YZF-R3	2'11.192
29	12 A. RUSMIPUTRO	Yamaha YZF-R3	2'11.284
30	96 I. PRATNA	Yamaha YZF-R3	2'11.922
31	13 D. IOZZO	Honda CBR500R	2'11.955
32	64 H. DE CANCELLIS	Yamaha YZF-R3	2'12.206
33	5 R. VOS	KTM RC 390 R	2'12.916
34	18 A. MURLEY	Yamaha YZF-R3	2'13.056
35	58 T. FINOCCHIARO	Honda CBR500R	2'14.141
36	7 N. SETTIMO	Honda CBR500R	2'14.757
37	84 J. OVERBEEKE	Yamaha YZF-R3	2'15.089
38	79 T. ALONSO	Yamaha YZF-R3	2'15.165
39	44 S. LOCHOFF	Yamaha YZF-R3	2'16.386

SPEED			
1	78 J. FORAY	Kawasaki Ninja 400	191,3
2	43 L. GRUNWALD	KTM RC 390 R	190,6
3	17 K. MEUFFELS	KTM RC 390 R	189,9
4	69 M. HERRERA	Yamaha YZF-R3	189,9
5	97 M. KAPPLER	KTM RC 390 R	189,6
6	8 M. PEREZ	Kawasaki Ninja 400	189,3
7	55 G. HENDRA PRATAMA	Yamaha YZF-R3	188,6
8	2 A. CARRASCO	Kawasaki Ninja 400	188,6
9	51 M. BASTIANELLI	Kawasaki Ninja 400	188,6
10	41 J. JÄHNIG	KTM RC 390 R	188,6
11	5 R. VOS	KTM RC 390 R	187,0
12	21 B. SANCHEZ	Kawasaki Ninja 400	187,0
13	71 T. EDWARDS	Kawasaki Ninja 400	186,7
14	95 S. DEROUÉ	Kawasaki Ninja 400	186,3
15	12 A. RUSMIPUTRO	Yamaha YZF-R3	186,0
16	81 M. GONZALEZ	Yamaha YZF-R3	185,7
17	27 F. ROVELLI	Kawasaki Ninja 400	185,4
18	33 D. VALLE	Yamaha YZF-R3	184,7
19	6 R. SCHOTMAN	Kawasaki Ninja 400	184,4
20	54 F. FULIGNI	Yamaha YZF-R3	184,1
21	22 N. KALININ	Kawasaki Ninja 400	183,8
22	96 I. PRATNA	Yamaha YZF-R3	183,2
23	11 K. ARDUINI	Yamaha YZF-R3	182,9
24	15 G. VAN STRAALLEN	KTM RC 390 R	182,9
25	93 W. KHAN	Kawasaki Ninja 400	182,9
26	20 D. LOUREIRO	Kawasaki Ninja 400	182,9
27	85 K. SABATUCCI	Yamaha YZF-R3	182,6
28	28 D. KOOPMAN	Yamaha YZF-R3	182,2
29	7 N. SETTIMO	Honda CBR500R	182,2
30	99 P. GRASSIA	Yamaha YZF-R3	181,6
31	19 L. BERNARDI	Yamaha YZF-R3	181,3
32	13 D. IOZZO	Honda CBR500R	181,0
33	79 T. ALONSO	Yamaha YZF-R3	181,0
34	14 E. DE LA VEGA	Kawasaki Ninja 400	178,6
35	58 T. FINOCCHIARO	Honda CBR500R	178,3
36	44 S. LOCHOFF	Yamaha YZF-R3	178,3
37	64 H. DE CANCELLIS	Yamaha YZF-R3	178,3
38	18 A. MURLEY	Yamaha YZF-R3	174,9
39	84 J. OVERBEEKE	Yamaha YZF-R3	174,3

SEG. 1	
1	2 A. CARRASCO 28.357
2	81 M. GONZALEZ 28.623
3	8 M. PEREZ 28.721
4	71 T. EDWARDS 28.736
5	33 D. VALLE 28.738
6	41 J. JÄHNIG 28.739
7	43 L. GRUNWALD 28.781
8	69 M. HERRERA 28.806
9	55 G. HENDRA PRATAMA 28.827
10	97 M. KAPPLER 28.838
11	22 N. KALININ 28.865
12	20 D. LOUREIRO 28.875
13	6 R. SCHOTMAN 28.876
14	51 M. BASTIANELLI 28.878
15	17 K. MEUFFELS 28.903
16	21 B. SANCHEZ 28.916
17	78 J. FORAY 28.964
18	27 F. ROVELLI 29.006
19	15 G. VAN STRAALLEN 29.037
20	28 D. KOOPMAN 29.123
21	54 F. FULIGNI 29.128
22	93 W. KHAN 29.148
23	95 S. DEROUÉ 29.162
24	99 P. GRASSIA 29.167
25	12 A. RUSMIPUTRO 29.190
26	11 K. ARDUINI 29.229
27	5 R. VOS 29.241
28	14 E. DE LA VEGA 29.256
29	85 K. SABATUCCI 29.354
30	19 L. BERNARDI 29.408
31	64 H. DE CANCELLIS 29.478
32	96 I. PRATNA 29.564
33	13 D. IOZZO 29.626
34	7 N. SETTIMO 29.734
35	18 A. MURLEY 29.911
36	79 T. ALONSO 30.004
37	58 T. FINOCCHIARO 30.020
38	84 J. OVERBEEKE 30.109
39	44 S. LOCHOFF 30.210

SEG. 2	
1	51 M. BASTIANELLI 39.059
2	69 M. HERRERA 39.125
3	17 K. MEUFFELS 39.168
4	6 R. SCHOTMAN 39.198
5	2 A. CARRASCO 39.230
6	43 L. GRUNWALD 39.298
7	41 J. JÄHNIG 39.334
8	8 M. PEREZ 39.342
9	27 F. ROVELLI 39.390
10	11 K. ARDUINI 39.458
11	85 K. SABATUCCI 39.468
12	55 G. HENDRA PRATAMA 39.473
13	14 E. DE LA VEGA 39.491
14	20 D. LOUREIRO 39.496
15	15 G. VAN STRAALLEN 39.571
16	22 N. KALININ 39.594
17	81 M. GONZALEZ 39.658
18	97 M. KAPPLER 39.751
19	93 W. KHAN 39.787
20	13 D. IOZZO 39.809
21	28 D. KOOPMAN 39.817
22	33 D. VALLE 39.828
23	71 T. EDWARDS 39.857
24	21 B. SANCHEZ 39.867
25	99 P. GRASSIA 39.887
26	12 A. RUSMIPUTRO 39.907
27	54 F. FULIGNI 39.931
28	95 S. DEROUÉ 40.012
29	19 L. BERNARDI 40.082
30	64 H. DE CANCELLIS 40.188
31	5 R. VOS 40.210
32	96 I. PRATNA 40.221
33	78 J. FORAY 40.403
34	18 A. MURLEY 40.624
35	58 T. FINOCCHIARO 40.783
36	7 N. SETTIMO 40.848
37	79 T. ALONSO 40.924
38	84 J. OVERBEEKE 41.068
39	44 S. LOCHOFF 41.146

SEG. 3	
1	8 M. PEREZ 34.389
2	6 R. SCHOTMAN 34.457
3	2 A. CARRASCO 34.462
4	81 M. GONZALEZ 34.478
5	21 B. SANCHEZ 34.573
6	17 K. MEUFFELS 34.588
7	20 D. LOUREIRO 34.624
8	33 D. VALLE 34.661
9	69 M. HERRERA 34.714
10	22 N. KALININ 34.727
11	95 S. DEROUÉ 34.730
12	43 L. GRUNWALD 34.741
13	15 G. VAN STRAALLEN 34.744
14	41 J. JÄHNIG 34.803
15	97 M. KAPPLER 34.824
16	55 G. HENDRA PRATAMA 34.828
17	51 M. BASTIANELLI 34.856
18	85 K. SABATUCCI 34.931
19	93 W. KHAN 34.963
20	11 K. ARDUINI 34.990
21	27 F. ROVELLI 35.080
22	14 E. DE LA VEGA 35.095
23	71 T. EDWARDS 35.127
24	19 L. BERNARDI 35.146
25	12 A. RUSMIPUTRO 35.189
26	28 D. KOOPMAN 35.282
27	99 P. GRASSIA 35.313
28	78 J. FORAY 35.360
29	54 F. FULIGNI 35.396
30	96 I. PRATNA 35.581
31	64 H. DE CANCELLIS 35.700
32	13 D. IOZZO 35.731
33	18 A. MURLEY 35.842
34	5 R. VOS 35.880
35	58 T. FINOCCHIARO 36.079
36	79 T. ALONSO 36.170
37	44 S. LOCHOFF 36.467
38	7 N. SETTIMO 36.511
39	84 J. OVERBEEKE 36.512

SEG. 4	
1	81 M. GONZALEZ 25.752
2	6 R. SCHOTMAN 25.776
3	8 M. PEREZ 25.785
4	2 A. CARRASCO 25.792
5	69 M. HERRERA 25.810
6	33 D. VALLE 25.819
7	20 D. LOUREIRO 25.825
8	55 G. HENDRA PRATAMA 25.876
9	99 P. GRASSIA 25.889
10	41 J. JÄHNIG 25.903
11	22 N. KALININ 25.969
12	71 T. EDWARDS 25.984
13	17 K. MEUFFELS 25.994
14	51 M. BASTIANELLI 26.010
15	78 J. FORAY 26.052
16	14 E. DE LA VEGA 26.087
17	43 L. GRUNWALD 26.115
18	21 B. SANCHEZ 26.126
19	19 L. BERNARDI 26.133
20	96 I. PRATNA 26.179
21	93 W. KHAN 26.180
22	11 K. ARDUINI 26.209
23	27 F. ROVELLI 26.229
24	97 M. KAPPLER 26.233
25	85 K. SABATUCCI 26.273
26	13 D. IOZZO 26.290
27	15 G. VAN STRAALLEN 26.296
28	12 A. RUSMIPUTRO 26.338
29	64 H. DE CANCELLIS 26.362
30	28 D. KOOPMAN 26.403
31	95 S. DEROUÉ 26.497
32	54 F. FULIGNI 26.600
33	18 A. MURLEY 26.679
34	5 R. VOS 26.786
35	58 T. FINOCCHIARO 26.823
36	84 J. OVERBEEKE 26.907
37	7 N. SETTIMO 27.173
38	44 S. LOCHOFF 27.416
39	79 T. ALONSO 27.463

13/05/2018

These data/results cannot be reproduced, stored and/or transmitted in whole or in part by any manner of electronic, mechanical, photocopying, recording, broadcasting or otherwise now known or herein after developed without the previous express consent by the copyright owner, except for reproduction in daily press and regular printed publications on sale to the public within 60 days of the event related to those data/results and always provided that copyright symbol appears together as follows below.

© DORNA WSBK ORGANIZATION Srl 2018



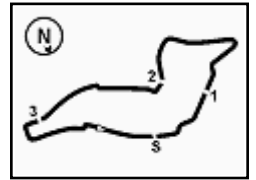
Official Fuel Supplier



FICR PERUGIA TIMING Official Tyre Supplier



Official Timekeeper



PATA Italian Round, 11-12-13 May 2018

World Supersport 300 - Ideal Times Warm Up

Imola Circuit 4.936 m
1 / 2

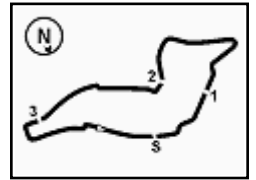
No.	Rider	Nat	Bike	Seg. 1 Diff. 1	Seg. 2 Diff. 2	Seg. 3 Diff. 3	Seg. 4 Diff. 4	Ideal Time Best Lap	Pos.	Diff.
1	2 A. CARRASCO	ESP	Kawasaki Ninja 400	28.357	39.230	34.462	25.792 0.224	2'07.841 2'08.065	1	0.224
2	8 M. PEREZ	ESP	Kawasaki Ninja 400	28.721 0.214	39.342	34.389	25.785 0.166	2'08.237 2'08.617	2	0.380
3	6 R. SCHOTMAN	NED	Kawasaki Ninja 400	28.876 0.203	39.198 0.239	34.457	25.776	2'08.307 2'08.749	3	0.442
4	69 M. HERRERA	ESP	Yamaha YZF-R3	28.806	39.125	34.714 0.108	25.810 0.286	2'08.455 2'08.849	5	0.394
5	81 M. GONZALEZ	ESP	Yamaha YZF-R3	28.623	39.658	34.478	25.752 0.350	2'08.511 2'08.861	6	0.350
6	17 K. MEUFFELS	NED	KTM RC 390 R	28.903 0.388	39.168 0.172	34.588 0.127	25.994	2'08.653 2'09.340	11	0.687
7	41 J. JÄHNIG	GER	KTM RC 390 R	28.739	39.334	34.803 0.128	25.903 0.220	2'08.779 2'09.127	8	0.348
8	51 M. BASTIANELLI	ITA	Kawasaki Ninja 400	28.878 0.154	39.059	34.856	26.010 0.007	2'08.803 2'08.964	7	0.161
9	20 D. LOUREIRO	RSA	Kawasaki Ninja 400	28.875	39.496	34.624	25.825	2'08.820 2'08.820	4	
10	43 L. GRUNWALD	GER	KTM RC 390 R	28.781 0.002	39.298 0.196	34.741	26.115	2'08.935 2'09.133	9	0.198
11	55 G. HENDRA PRATAMA	INA	Yamaha YZF-R3	28.827 0.292	39.473 0.207	34.828	25.876	2'09.004 2'09.503	13	0.499
12	33 D. VALLE	ESP	Yamaha YZF-R3	28.738	39.828 0.028	34.661	25.819 0.131	2'09.046 2'09.205	10	0.159
13	22 N. KALININ	UKR	Kawasaki Ninja 400	28.865 0.046	39.594	34.727 0.263	25.969	2'09.155 2'09.464	12	0.309
14	21 B. SANCHEZ	ESP	Kawasaki Ninja 400	28.916	39.867 0.113	34.573 0.416	26.126	2'09.482 2'10.011	17	0.529
15	97 M. KAPPLER	GER	KTM RC 390 R	28.838 0.778	39.751	34.824 0.181	26.233	2'09.646 2'10.605	23	0.959
16	15 G. VAN STRAALEN	NED	KTM RC 390 R	29.037 0.022	39.571 0.518	34.744 0.185	26.296	2'09.648 2'10.373	21	0.725
17	71 T. EDWARDS	AUS	Kawasaki Ninja 400	28.736 0.043	39.857	35.127	25.984	2'09.704 2'09.747	15	0.043
18	27 F. ROVELLI	ITA	Kawasaki Ninja 400	29.006	39.390	35.080	26.229	2'09.705 2'09.705	14	
19	11 K. ARDUINI	ITA	Yamaha YZF-R3	29.229	39.458	34.990	26.209	2'09.886 2'09.886	16	
20	14 E. DE LA VEGA	FRA	Kawasaki Ninja 400	29.256 0.035	39.491	35.095 0.158	26.087	2'09.929 2'10.122	18	0.193
21	85 K. SABATUCCI	ITA	Yamaha YZF-R3	29.354 0.054	39.468	34.931	26.273 0.080	2'10.026 2'10.160	19	0.134
22	93 W. KHAN	NED	Kawasaki Ninja 400	29.148 0.183	39.787	34.963	26.180	2'10.078 2'10.261	20	0.183
23	99 P. GRASSIA	ITA	Yamaha YZF-R3	29.167 0.320	39.887 0.085	35.313	25.889	2'10.256 2'10.661	25	0.405
24	95 S. DEROUE	NED	Kawasaki Ninja 400	29.162	40.012	34.730	26.497	2'10.401 2'10.401	22	
25	12 A. RUSMIPUTRO	INA	Yamaha YZF-R3	29.190 0.570	39.907	35.189	26.338 0.090	2'10.624 2'11.284	29	0.660
26	28 D. KOOPMAN	NED	Yamaha YZF-R3	29.123	39.817	35.282	26.403	2'10.625 2'10.625	24	
27	19 L. BERNARDI	ITA	Yamaha YZF-R3	29.408 0.423	40.082	35.146	26.133	2'10.769 2'11.192	28	0.423
28	78 J. FORAY	FRA	Kawasaki Ninja 400	28.964	40.403	35.360 0.308	26.052	2'10.779 2'11.087	26	0.308
29	54 F. FULIGNI	ITA	Yamaha YZF-R3	29.128	39.931	35.396 0.103	26.600	2'11.055 2'11.158	27	0.103
30	13 D. IOZZO	RSA	Honda CBR500R	29.626 0.100	39.809 0.399	35.731	26.290	2'11.456 2'11.955	31	0.499
31	96 I. PRATNA	INA	Yamaha YZF-R3	29.564	40.221	35.581 0.377	26.179	2'11.545 2'11.922	30	0.377
32	64 H. DE CANCELLIS	FRA	Yamaha YZF-R3	29.478	40.188 0.167	35.700	26.362 0.311	2'11.728 2'12.206	32	0.478
33	5 R. VOS	NED	KTM RC 390 R	29.241 0.256	40.210 0.543	35.880	26.786	2'12.117 2'12.916	33	0.799

13/05/2018

These data/results cannot be reproduced, stored and/or transmitted in whole or in part by any manner of electronic, mechanical, photocopying, recording, broadcasting or otherwise now known or herein after developed without the previous express consent by the copyright owner, except for reproduction in daily press and regular printed publications on sale to the public within 60 days of the event related to those data/results and always provided that copyright symbol appears together as follows below.

© DORNA WSBK ORGANIZATION Srl 2018




 Imola Circuit 4.936 m
2 / 2

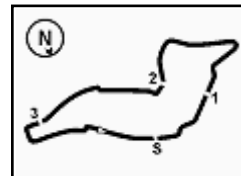
PATA Italian Round, 11-12-13 May 2018

World Supersport 300 - Ideal Times Warm Up

No.	Rider	Nat	Bike	Seg. 1	Seg. 2	Seg. 3	Seg. 4	Ideal Time		
				Diff. 1	Diff. 2	Diff. 3	Diff. 4	Best Lap	Pos.	Diff.
34	18 A. MURLEY	GBR	Yamaha YZF-R3	29.911	40.624	35.842	26.679	2'13.056	34	
35	58 T. FINOCCHIARO	GBR	Honda CBR500R	30.020 0.137	40.783	36.079	26.823 0.299	2'13.705	35	0.436
36	7 N. SETTIMO	ITA	Honda CBR500R	29.734 0.128	40.848	36.511 0.116	27.173 0.247	2'14.266	36	0.491
37	79 T. ALONSO	POR	Yamaha YZF-R3	30.004 0.050	40.924	36.170 0.340	27.463 0.214	2'14.561	38	0.604
38	84 J. OVERBEEKE	NED	Yamaha YZF-R3	30.109 0.438	41.068	36.512 0.055	26.907	2'14.596	37	0.493
39	44 S. LOCHOFF	RSA	Yamaha YZF-R3	30.210 0.273	41.146 0.431	36.467 0.121	27.416 0.322	2'15.239	39	1.147
Overall Ideal Time				28.357	39.059	34.389	25.752	2'07.557		

13/05/2018
 These data/results cannot be reproduced, stored and/or transmitted in whole or in part by any manner of electronic, mechanical, photocopying, recording, broadcasting or otherwise now known or herein after developed without the previous express consent by the copyright owner, except for reproduction in daily press and regular printed publications on sale to the public within 60 days of the event related to those data/results and always provided that copyright symbol appears together as follows below.
 © DORNA WSBK ORGANIZATION Srl 2018





1° 2 A. CARRASCO (2'08.065)							
Lap	Seg.1	Seg.2	Seg.3	Seg.4	Lap Time	km/h	Local Time
1							8:50'40.058
2	48.972	44.424	35.478	27.161	2'36.035P	134,9	8:53'16.093
3	28.907	39.727	35.317	27.443	2'11.394	184,1	8:55'27.487
4	28.779	39.316	36.928	25.933	2'10.956	186,3	8:57'38.443
5	28.476	39.407	34.788	25.792	2'08.463	188,0	8:59'46.906
6	28.357	39.230	34.462	26.016	2'08.065	188,6	9:01'54.971

2° 8 M. PEREZ (2'08.617)							
Lap	Seg.1	Seg.2	Seg.3	Seg.4	Lap Time	km/h	Local Time
1							8:52'31.470
2	29.546	40.232	37.456	26.653	2'13.887	181,9	8:54'45.357
3	29.337	39.593	34.546	26.766	2'10.242	184,7	8:56'55.599
4	28.935	39.342	34.389	25.951	2'08.617	189,3	8:59'04.216
5	28.721	39.566	35.104	25.785	2'09.176	188,3	9:01'13.392

3° 6 R. SCHOTMAN (2'08.749)							
Lap	Seg.1	Seg.2	Seg.3	Seg.4	Lap Time	km/h	Local Time
1							8:50'45.628
2	43.804	43.338	35.263	27.119	2'29.524P	129,0	8:53'15.152
3	29.401	39.698	34.870	26.236	2'10.205	184,4	8:55'25.357
4	29.454	41.487	34.983	26.009	2'11.933	180,4	8:57'37.290
5	28.876	39.198	34.858	25.877	2'08.809	183,8	8:59'46.099
6	29.079	39.437	34.457	25.776	2'08.749	181,0	9:01'54.848

4° 20 D. LOUREIRO (2'08.820)							
Lap	Seg.1	Seg.2	Seg.3	Seg.4	Lap Time	km/h	Local Time
1							8:50'41.385
2	47.220	41.562	37.230	27.160	2'33.172P	140,9	8:53'14.557
3	29.612	40.212	35.108	26.166	2'11.098	179,2	8:55'25.655
4	29.090	39.969	35.143	26.285	2'10.487	182,6	8:57'36.142
5	29.221	39.698	35.442	26.050	2'10.411	179,8	8:59'46.553
6	28.875	39.496	34.624	25.825	2'08.820	182,9	9:01'55.373

5° 69 M. HERRERA (2'08.849)							
Lap	Seg.1	Seg.2	Seg.3	Seg.4	Lap Time	km/h	Local Time
1							8:52'26.994
2	29.634	40.555	35.969	26.528	2'12.686	189,9	8:54'39.680
3	29.232	39.891	34.714	25.949	2'09.786	184,1	8:56'49.466
4	28.921	39.576	34.766	25.810	2'09.073	187,6	8:58'58.539
5	28.806	39.125	34.822	26.096	2'08.849	185,4	9:01'07.388

6° 81 M. GONZALEZ (2'08.861)							
Lap	Seg.1	Seg.2	Seg.3	Seg.4	Lap Time	km/h	Local Time
1							8:49'49.239
2	52.907	40.868	35.508	26.783	2'36.066P	129,9	8:52'25.305
3	29.130	39.978	34.827	26.417	2'10.352	184,7	8:54'35.657
4	28.822	39.741	35.089	25.752	2'09.404	182,6	8:56'45.061
5	28.885	40.050	35.635	26.067	2'10.637	185,7	8:58'55.698
6	28.623	39.658	34.478	26.102	2'08.861	185,7	9:01'04.559

7° 51 M. BASTIANELLI (2'08.964)							
Lap	Seg.1	Seg.2	Seg.3	Seg.4	Lap Time	km/h	Local Time
1							8:49'51.460
2	50.648	42.402	36.046	26.650	2'35.746P	125,7	8:52'27.206
3	29.247	40.615	35.641	26.134	2'11.637	187,0	8:54'38.843
4	29.312	39.349	35.224	26.149	2'10.034	183,5	8:56'48.877
5	29.032	39.059	34.856	26.017	2'08.964	188,6	8:58'57.841
6	28.878	39.397	35.075	26.010	2'09.360	186,7	9:01'07.201

8° 41 J. JÄHNIG (2'09.127)							
Lap	Seg.1	Seg.2	Seg.3	Seg.4	Lap Time	km/h	Local Time
1							
2							
3							
4							
5							
6							

1							8:49'53.363
2	48.664	40.731	35.877	27.181	2'32.453P	152,2	8:52'25.816
3	28.931	40.250	35.536	26.474	2'11.191	188,6	8:54'37.007
4	28.907	40.301	35.049	26.068	2'10.325	187,6	8:56'47.332
5	29.061	39.501	34.803	25.903	2'09.268	188,0	8:58'56.600
6	28.739	39.334	34.931	26.123	2'09.127	187,6	9:01'05.727

9° 43 L. GRUNWALD (2'09.133)							
Lap	Seg.1	Seg.2	Seg.3	Seg.4	Lap Time	km/h	Local Time
1							8:52'26.847
2	29.107	40.479	34.816	26.246	2'10.648	188,3	8:54'37.495
3	28.781	40.225	35.516	26.290	2'10.812	190,6	8:56'48.307
4	29.021	39.298	34.855	26.232	2'09.406	182,6	8:58'57.713
5	28.783	39.494	34.741	26.115	2'09.133	186,0	9:01'06.846

10° 33 D. VALLE (2'09.205)							
Lap	Seg.1	Seg.2	Seg.3	Seg.4	Lap Time	km/h	Local Time
1							8:52'23.536
2	29.135	40.737	35.138	26.769	2'11.779	182,9	8:54'35.315
3	28.738	39.856	34.661	25.950	2'09.205	184,7	8:56'44.520
4	29.350	40.027	34.867	25.819	2'10.063	179,5	8:58'54.583
5	29.349	39.828	34.731	25.997	2'09.905	178,3	9:01'04.488

11° 17 K. MEUFFELS (2'09.340)							
Lap	Seg.1	Seg.2	Seg.3	Seg.4	Lap Time	km/h	Local Time
1							8:52'22.719
2	28.947	40.543	34.842	26.227	2'10.559	189,9	8:54'33.278
3	29.291	39.340	34.715	25.994	2'09.340	186,3	8:56'42.618
4	28.903	39.706	34.822	26.304	2'09.735	188,0	8:58'52.353
5	28.963	39.168	34.588	26.792	2'09.511	184,4	9:01'01.864

12° 22 N. KALININ (2'09.464)							
Lap	Seg.1	Seg.2	Seg.3	Seg.4	Lap Time	km/h	Local Time
1							8:52'23.117
2	29.382	40.329	35.418	26.823	2'11.952	183,8	8:54'35.069
3	28.875	39.811	35.280	26.923	2'10.889	183,8	8:56'45.958
4	28.911	39.594	34.990	25.969	2'09.464	182,6	8:58'55.422
5	28.865	39.836	34.727	26.534	2'09.962	183,5	9:01'05.384

13° 55 G. HENDRA PRATAMA (2'09.503)							
Lap	Seg.1	Seg.2	Seg.3	Seg.4	Lap Time	km/h	Local Time
1							8:49'52.485
2	49.670	42.509	37.031	27.180	2'36.390P	141,1	8:52'28.875
3	29.472	39.945	37.510	28.068	2'14.995	180,1	8:54'43.870
4	29.720	39.877	35.093	26.236	2'10.926	184,4	8:56'54.796
5	29.119	39.680	34.828	25.876	2'09.503	182,2	8:59'04.299
6	28.827	39.473	35.461	25.885	2'09.646	188,6	9:01'13.945

14° 27 F. ROVELLI (2'09.705)							
Lap	Seg.1	Seg.2	Seg.3	Seg.4	Lap Time	km/h	Local Time
1							8:52'16.954
2	29.881	40.396	35.392	26.507	2'12.176	178,0	8:54'29.130
3	29.429	40.292	35.299	26.676	2'11.696	182,6	8:56'40.826
4	29.679	39.892	35.436	26.804	2'11.811	176,3	8:58'52.637
5	29.006	39.390	35.080	26.229	2'09.705	185,4	9:01'02.342

15° 71 T. EDWARDS (2'09.747)							
Lap	Seg.1	Seg.2	Seg.3	Seg.4	Lap Time	km/h	Local Time
1							8:52'21.584
2	29.569	40.895	35.594	27.148	2'13.206	184,7	8:54'34.790
3	29.146	40.168	35.142	26.284	2'10.740	182,9	8:56'45.530
4	28.779	39.857	35.127	25.984	2'09.747	186,7	8:58'55.277
5	28.736	40.386	35.459	26.424	2'11.005	186,7	9:01'06.282

13/05/2018 P = Pits In/Out - C = Lap Time Cancelled

These data/results cannot be reproduced, stored and/or transmitted in whole or in part by any manner of electronic, mechanical, photocopying, recording, broadcasting or otherwise now known or herein after developed without the previous express consent by the copyright owner, except for reproduction in daily press and regular printed publications on sale to the public within 60 days of the event related to those data/results and always provided that copyright symbol appears together as follows below.

© DORNA WSBK ORGANIZATION Srl 2018



Official Fuel Supplier

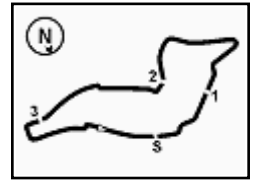


FKR PERGOIA TIMING

Official Tyre Supplier



Official Timekeeper



PATA Italian Round, 11-12-13 May 2018

World Supersport 300 - Chronological Analysis Warm Up

16° 11 K. ARDUINI (2'09.886)								24° 28 D. KOOPMAN (2'10.625)							
Lap	Seg.1	Seg.2	Seg.3	Seg.4	Lap Time	km/h	Local Time	Lap	Seg.1	Seg.2	Seg.3	Seg.4	Lap Time	km/h	Local Time
1		43.669	37.383	27.573		142,4	8:52'20.980	1		41.322	36.268	27.074		143,9	8:52'15.251
2	30.102	40.378	35.592	28.366	2'14.438	172,4	8:54'35.418	2	30.139	40.480	36.016	26.787	2'13.422	173,2	8:54'28.673
3	29.763	39.838	35.247	26.495	2'11.343	182,9	8:56'46.761	3	29.991	40.386	35.875	26.482	2'12.734	174,3	8:56'41.407
4	29.755	39.770	35.184	26.747	2'11.456	174,9	8:58'58.217	4	29.291	40.034	35.598	26.516	2'11.439	180,4	8:58'52.846
5	29.229	39.458	34.990	26.209	2'09.886	179,5	9:01'08.103	5	29.123	39.817	35.282	26.403	2'10.625	182,2	9:01'03.471

17° 21 B. SANCHEZ (2'10.011)								25° 99 P. GRASSIA (2'10.661)							
Lap	Seg.1	Seg.2	Seg.3	Seg.4	Lap Time	km/h	Local Time	Lap	Seg.1	Seg.2	Seg.3	Seg.4	Lap Time	km/h	Local Time
1		42.719	37.402	27.955		131,3	8:52'22.543	1		42.414	37.153	27.537		122,5	8:52'29.509
2	29.292	40.612	35.416	26.729	2'12.049	187,0	8:54'34.592	2	29.681	39.898	35.884	26.581	2'12.044	178,6	8:54'41.553
3	29.121	39.867	34.953	26.367	2'10.308	184,1	8:56'44.900	3	29.167	39.887	35.497	26.345	2'10.896	181,6	8:56'52.449
4	28.916	39.980	34.989	26.126	2'10.011	186,0	8:58'54.911	4	29.373	40.433	37.237	26.279	2'13.322	179,8	8:59'05.771
5	28.922	40.226	34.573	26.352	2'10.073	184,7	9:01'04.984	5	29.487	39.972	35.313	25.889	2'10.661	176,9	9:01'16.432

18° 14 E. DE LA VEGA (2'10.122)								26° 78 J. FORAY (2'11.087)							
Lap	Seg.1	Seg.2	Seg.3	Seg.4	Lap Time	km/h	Local Time	Lap	Seg.1	Seg.2	Seg.3	Seg.4	Lap Time	km/h	Local Time
1		42.872	37.146	26.496		143,9	8:52'19.118	1		43.505	38.795	28.297		148,7	8:52'24.084
2	29.780	40.266	35.095	26.222	2'11.363	177,8	8:54'30.481	2	29.586	41.188	35.541	26.756	2'13.071	185,1	8:54'37.155
3	29.256	39.649	34.866	26.377	2'10.148C	178,3	8:56'40.629	3	29.315	40.545	35.885	26.315	2'12.060	191,3	8:56'49.215
4	29.465	39.961	35.669	26.121	2'11.216	178,6	8:58'51.845	4	28.964	40.403	35.668	26.052	2'11.087	188,0	8:59'00.302
5	29.291	39.491	35.253	26.087	2'10.122	177,2	9:01'01.967	5	29.028	40.543	35.360	26.442	2'11.373	184,7	9:01'11.675

19° 85 K. SABATUCCI (2'10.160)								27° 54 F. FULIGNI (2'11.158)							
Lap	Seg.1	Seg.2	Seg.3	Seg.4	Lap Time	km/h	Local Time	Lap	Seg.1	Seg.2	Seg.3	Seg.4	Lap Time	km/h	Local Time
1		44.376	36.909	26.513		141,6	8:52'19.584	1		43.418	37.574	28.301		144,7	8:52'22.339
2	29.669	40.105	34.980	26.273	2'11.027	179,2	8:54'30.611	2	29.843	41.599	35.524	26.906	2'13.872	182,6	8:54'36.211
3	29.412	39.761	34.935	26.297	2'10.405	176,9	8:56'41.016	3	29.257	40.482	35.396	27.110	2'12.245	184,1	8:56'48.456
4	29.354	39.609	35.564	26.396	2'10.923	182,6	8:58'51.939	4	29.128	39.931	35.499	26.600	2'11.158	183,8	8:58'59.614
5	29.408	39.468	34.931	26.353	2'10.160	178,0	9:01'02.099	5	29.752	41.440	36.231	26.710	2'14.133	176,6	9:01'13.747

20° 93 W. KHAN (2'10.261)								28° 19 L. BERNARDI (2'11.192)							
Lap	Seg.1	Seg.2	Seg.3	Seg.4	Lap Time	km/h	Local Time	Lap	Seg.1	Seg.2	Seg.3	Seg.4	Lap Time	km/h	Local Time
1		41.529	35.988	26.687		139,3	8:52'36.937	1		43.777	38.362	28.517		145,5	8:52'25.254
2	29.618	40.495	35.205	26.243	2'11.561	180,7	8:54'48.498	2	30.206	41.328	36.207	26.825	2'14.566	180,1	8:54'39.820
3	29.566	39.804	35.259	26.484	2'11.113	182,6	8:56'59.611	3	29.538	40.358	35.580	26.809	2'12.285	179,2	8:56'52.105
4	29.148	39.938	35.018	26.590	2'10.694	182,6	8:59'10.305	4	29.408	40.966	36.309	26.961	2'13.644	181,3	8:59'05.749
5	29.331	39.787	34.963	26.180	2'10.261	182,9	9:01'20.566	5	29.831	40.082	35.146	26.133	2'11.192	175,4	9:01'16.941

21° 15 G. VAN STRAALLEN (2'10.373)								29° 12 A. RUSMIPUTRO (2'11.284)							
Lap	Seg.1	Seg.2	Seg.3	Seg.4	Lap Time	km/h	Local Time	Lap	Seg.1	Seg.2	Seg.3	Seg.4	Lap Time	km/h	Local Time
1		42.048	42.283	26.779		123,1	8:52'28.862	1		43.275	36.545	27.785		113,9	8:52'26.249
2	29.611	40.051	36.630	27.054	2'13.346	181,6	8:54'42.208	2	29.339	41.307	35.923	26.338	2'12.907	186,0	8:54'39.156
3	29.100	39.571	34.744	27.216	2'10.631	182,6	8:56'52.839	3	29.190	41.654	35.279	26.702	2'12.825	183,5	8:56'51.981
4	29.059	40.089	34.929	26.296	2'10.373	182,6	8:59'03.212	4	29.390	41.470	36.158	26.365	2'13.383	180,1	8:59'05.364
5	29.037	39.921	35.670	26.575	2'11.203	182,9	9:01'14.415	5	29.760	39.907	35.189	26.428	2'11.284	178,9	9:01'16.648

22° 95 S. DEROUE (2'10.401)								30° 96 I. PRATNA (2'11.922)							
Lap	Seg.1	Seg.2	Seg.3	Seg.4	Lap Time	km/h	Local Time	Lap	Seg.1	Seg.2	Seg.3	Seg.4	Lap Time	km/h	Local Time
1							8:50'09.925	1		43.536	37.969	28.161		130,7	8:52'22.477
2	38.765	41.063	36.726	26.792	2'23.346P	149,3	8:52'33.271	2	30.125	41.552	35.581	26.664	2'13.922	181,3	8:54'36.399
3	29.162	40.012	34.730	26.497	2'10.401	182,6	8:54'43.672	3	29.623	40.704	36.524	26.524	2'13.375	183,2	8:56'49.774
4	31.475	43.845	36.844	1'35.696	3'27.860P	186,3	8:58'11.532	4	29.712	40.287	35.773	26.999	2'12.771	178,6	8:59'02.545
5	48.068	59.812	37.050	26.768	2'51.698P	134,3	9:01'03.230	5	29.564	40.221	35.958	26.179	2'11.922	179,8	9:01'14.467

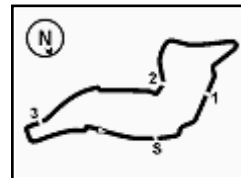
23° 97 M. KAPPLER (2'10.605)								31° 13 D. IOZZO (2'11.955)							
Lap	Seg.1	Seg.2	Seg.3	Seg.4	Lap Time	km/h	Local Time	Lap	Seg.1	Seg.2	Seg.3	Seg.4	Lap Time	km/h	Local Time
1		42.195	36.721	28.068		137,3	8:52'24.436	1		42.539	37.467	27.821		144,7	8:52'22.010
2	29.358	40.779	35.628	26.514	2'12.279	188,3	8:54'36.715	2	29.626	41.033	36.115	26.796	2'13.570	181,0	8:54'35.580
3	28.838	40.317	34.824	26.200	2'10.179C	189,6	8:56'46.894	3	29.870	41.152	41.789	26.832	2'19.643	178,9	8:56'55.223
4	34.024	39.864	34.958	26.410	2'15.256C	174,0	8:59'02.150	4	29.643	39.809	36.160	26.782	2'12.394	180,4	8:59'07.617
5	29.616	39.751	35.005	26.233	2'10.605	181,9	9:01'12.755	5	29.726	40.208	35.731	26.290	2'11.955	176,9	9:01'19.572

13/05/2018 P = Pits In/Out - C = Lap Time Cancelled

These data/results cannot be reproduced, stored and/or transmitted in whole or in part by any manner of electronic, mechanical, photocopying, recording, broadcasting or otherwise now known or herein after developed without the previous express consent by the copyright owner, except for reproduction in daily press and regular printed publications on sale to the public within 60 days of the event related to those data/results and always provided that copyright symbol appears together as follows below.

© DORNA WSBK ORGANIZATION Srl 2018





Imola Circuit 4.936 m

3 / 3

32° 64 H. DE CANCELLIS (2'12.206)							
Lap	Seg.1	Seg.2	Seg.3	Seg.4	Lap Time	km/h	Local Time
1		42.482	36.824	27.022		138,2	8:52'17.594
2	30.045	40.907	35.830	26.681	2'13.463	174,3	8:54'31.057
3	29.478	40.355	35.700	26.673	2'12.206	177,8	8:56'43.263
4	30.094	40.944	35.895	26.731	2'13.664	175,7	8:58'56.927
5	29.583	40.188	41.890	26.362	2'18.023	178,3	9:01'14.950

3	30.210	42.211	36.467	27.528	2'16.416	178,3	8:56'54.435
4	30.858	41.146	37.302	27.466	2'16.772	175,4	8:59'11.207
5	30.483	41.577	36.588	27.738	2'16.386	175,7	9:01'27.593

33° 5 R. VOS (2'12.916)							
Lap	Seg.1	Seg.2	Seg.3	Seg.4	Lap Time	km/h	Local Time
1		42.820	37.936	27.507		140,9	8:52'20.716
2	30.298	40.845	36.338	27.709	2'15.190	178,6	8:54'35.906
3	29.497	40.753	35.880	26.786	2'12.916	187,0	8:56'48.822
4	29.241	40.210	37.057	27.001	2'13.509	184,7	8:59'02.331
5	29.425	40.295	40.053	27.171	2'16.944C	184,1	9:01'19.275

34° 18 A. MURLEY (2'13.056)							
Lap	Seg.1	Seg.2	Seg.3	Seg.4	Lap Time	km/h	Local Time
1							8:50'18.119
2	45.245	43.113	36.841	28.024	2'33.223P	138,0	8:52'51.342
3	30.572	41.174	36.219	27.199	2'15.164	171,8	8:55'06.506
4	31.299	41.365	35.912	26.834	2'15.410	163,0	8:57'21.916
5	30.334	40.718	36.879	28.246	2'16.177	172,1	8:59'38.093
6	29.911	40.624	35.842	26.679	2'13.056	174,9	9:01'51.149

35° 58 T. FINOCCHIARO (2'14.141)							
Lap	Seg.1	Seg.2	Seg.3	Seg.4	Lap Time	km/h	Local Time
1							8:50'18.733
2	44.754	43.308	36.772	28.300	2'33.134P	143,7	8:52'51.867
3	30.229	41.241	36.193	27.259	2'14.922	178,3	8:55'06.789
4	30.952	41.573	36.084	26.823	2'15.432	176,9	8:57'22.221
5	30.157	40.783	36.079	27.122	2'14.141	175,7	8:59'36.362
6	30.020	42.028	36.720	26.892	2'15.660	174,3	9:01'52.022

36° 7 N. SETTIMO (2'14.757)							
Lap	Seg.1	Seg.2	Seg.3	Seg.4	Lap Time	km/h	Local Time
1							8:49'45.428
2	51.842	43.047	37.543	28.194	2'40.626P	145,3	8:52'26.054
3	30.121	41.442	36.631	27.173	2'15.367	182,2	8:54'41.421
4	29.862	40.848	36.627	27.420	2'14.757	178,3	8:56'56.178
5	29.734	41.043	36.515	28.743	2'16.035	177,5	8:59'12.213
6	30.074	41.169	36.511	27.461	2'15.215	177,5	9:01'27.428

37° 84 J. OVERBEEKE (2'15.089)							
Lap	Seg.1	Seg.2	Seg.3	Seg.4	Lap Time	km/h	Local Time
1		43.716	38.584	28.843		143,7	8:52'24.819
2	30.109	41.695	36.962	26.986	2'15.752	174,0	8:54'40.571
3	30.178	41.242	36.588	27.464	2'45.472P	174,3	8:57'26.043
4	38.190	41.808	36.512	26.922	2'23.432P	144,9	8:59'49.475
5	30.547	41.068	36.567	26.907	2'15.089	169,4	9:02'04.564

38° 79 T. ALONSO (2'15.165)							
Lap	Seg.1	Seg.2	Seg.3	Seg.4	Lap Time	km/h	Local Time
1		44.154	38.469	29.186		140,7	8:52'23.914
2	30.629	42.794	36.876	27.935	2'18.234	179,5	8:54'42.148
3	30.004	41.455	36.170	27.540	2'15.169	181,0	8:56'57.317
4	30.257	41.369	36.342	27.463	2'15.431	174,9	8:59'12.748
5	30.054	40.924	36.510	27.677	2'15.165	178,3	9:01'27.913

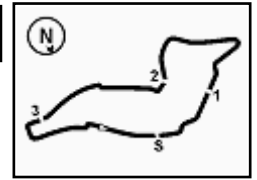
39° 44 S. LOCHOFF (2'16.386)							
Lap	Seg.1	Seg.2	Seg.3	Seg.4	Lap Time	km/h	Local Time
1		43.304	38.206	27.969		142,8	8:52'21.235
2	30.391	42.375	36.602	27.416	2'16.784	177,5	8:54'38.019

13/05/2018 P = Pits In/Out - C = Lap Time Cancelled

These data/results cannot be reproduced, stored and/or transmitted in whole or in part by any manner of electronic, mechanical, photocopying, recording, broadcasting or otherwise now known or herein after developed without the previous express consent by the copyright owner, except for reproduction in daily press and regular printed publications on sale to the public within 60 days of the event related to those data/results and always provided that copyright symbol appears together as follows below.

© DORNA WSBK ORGANIZATION Srl 2018

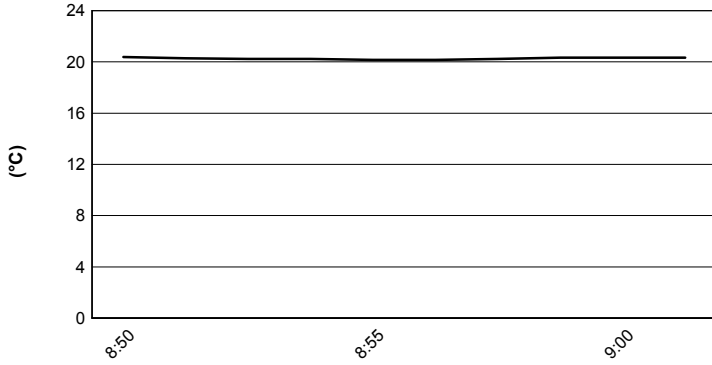





Imola Circuit 4.936 m

PATA Italian Round, 11-12-13 May 2018
World Supersport 300 - Weather Report Warm Up
 Session started 08:50 - Session ended 9:02


Air Temperature




Track Temperature



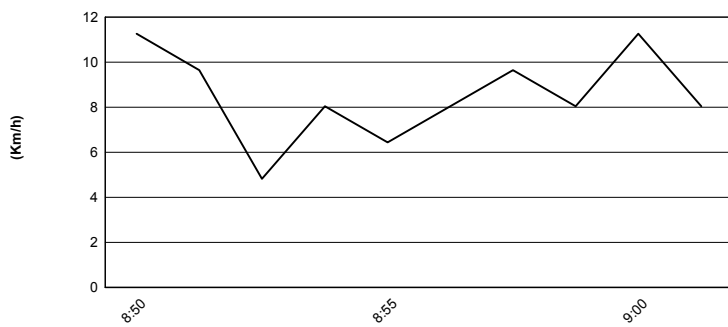
Air Pressure



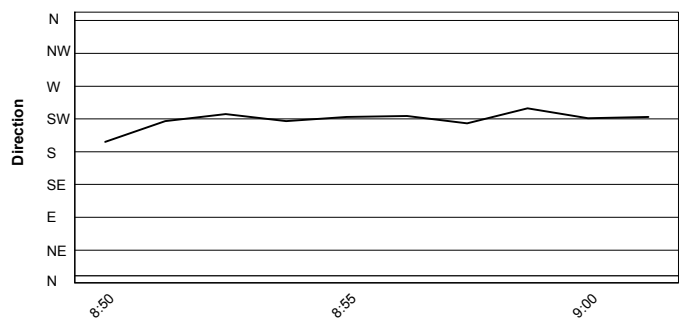
Humidity



Wind Speed



Wind Direction



13/05/2018

These data/results cannot be reproduced, stored and/or transmitted in whole or in part by any manner of electronic, mechanical, photocopying, recording, broadcasting or otherwise now known or herein after developed without the previous express consent by the copyright owner, except for reproduction in daily press and regular printed publications on sale to the public within 60 days of the event related to those data/results and always provided that copyright symbol appears together as follows below.

© DORNA WSBK ORGANIZATION Srl 2018



Official Fuel Supplier

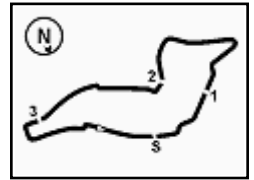


FICR PERUGIA TIMING

Official Tyre Supplier



Official Timekeeper



Imola Circuit 4.936 m

PATA Italian Round, 11-12-13 May 2018

World Supersport 300 - Starting Grid

11 Laps x 4,936 km = 54,296 km

1	2 CARRASCO A. Kawasaki 2'07.076 SP2	51 BASTIANELLI M. Kawasaki 2'08.811 SP2	41 JÄHNIG J. KTM 2'09.401 SP2
2	85 SABATUCCI K. Yamaha 2'09.347 SP2	22 KALININ N. Kawasaki 2'09.852 SP2	95 DEROUE S. Kawasaki 2'08.058 SP2
3	6 SCHOTMAN R. Kawasaki 2'08.083 SP2	81 GONZALEZ M. Yamaha 2'09.404 SP2	21 SANCHEZ B. Kawasaki 2'08.909 SP2
4	14 DE LA VEGA E. Kawasaki 2'09.491 SP2	12 RUSMIPUTRO A. Yamaha 2'10.859 SP2	33 VALLE D. Yamaha 2'08.615 SP1
5	15 VAN STRAALEN G. KTM 2'08.616 SP1	55 HENDRA PRATAMA G. Yamaha 2'09.635 SP2	43 GRUNWALD L. KTM 2'08.802 SP1
6	17 MEUFFELS K. KTM 2'08.823 SP1	97 KAPPLER M. KTM 2'08.993 SP1	71 EDWARDS T. Kawasaki 2'09.133 SP1
7	69 HERRERA M. Yamaha 2'09.349 SP1	93 KHAN W. Kawasaki 2'09.385 SP1	20 LOUREIRO D. Kawasaki 2'09.446 SP1
8	27 ROVELLI F. Kawasaki 2'09.652 SP1	8 PEREZ M. Kawasaki 2'09.793 SP1	99 GRASSIA P. Yamaha 2'10.257 SP1
9	96 PRATNA I. Yamaha 2'10.788 SP1	28 KOOPMAN D. Yamaha 2'10.914 SP1	18 MURLEY A. Yamaha 2'11.089 SP1
10	11 ARDUINI K. Yamaha 2'11.293 SP1	54 FULIGNI F. Yamaha 2'11.590 SP1	13 IOZZO D. Honda 2'11.730 SP1
11	78 FORAY J. Kawasaki 2'12.078 SP1	64 DE CANCELLIS H. Yamaha 2'12.110 SP1	5 VOS R. KTM 2'12.162 SP1
12	58 FINOCCHIARO T. Honda 2'13.449 SP1	7 SETTIMO N. Honda 2'13.501 SP1	84 OVERBEEKE J. Yamaha 2'13.505 SP1
13	44 LOCHOFF S. Yamaha 2'14.153 SP1	79 ALONSO T. Yamaha 2'14.751 SP1	19 BERNARDI L. Yamaha 2'11.011

N.2, 51, 85, 81, 14, 12 has been demoted by 3 grid positions according to Art. 1.21.2
N.95, 6, 21, 55 has been demoted by 9 grid positions according to Art. 1.21.2

* = Penalized

13/05/2018 Jury President

..... Race Director



Official Fuel Supplier



FKR PERUGIA TIMING

Official Tyre Supplier



SWISS WATCHES SINCE 1853

Official Timekeeper