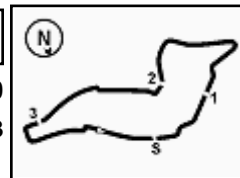




7.1
STK1000
120/03



Imola Circuit 4.936 m

1 / 2

PATA Italian Round, 11-12-13 May 2018

Superstock 1000 - Results Race

Laps 14 = 69,104 Km - Time of Race 25'46.133 - Avg. 160,901 km/h

Pos	Race	Grid	No. Rider	Nat	Team	Bike	LL	Gap	Fastest Lap	Speed	Qualifying		Ranking		
											Time	Speed	R	Tot	Pos
1	8	11	M. FERRARI	ITA	Barni Racing Team	Ducati 1199 Panigale R	14		1'49.917	270,9	2'05.769	231,9	25	25	7
2	13	2	R. TAMBURINI	ITA	Berclaz Racing Team	BMW S 1000 RR	14	0.488	1'49.391	267,5	2'07.378	220,6	20	60	2
3	1	7	M. SCHEIB	CHI	Aprilia Racing Team	Aprilia RSV4 RF	14	1.142	1'50.236	266,8	2'03.219	244,0	16	45	3
4	7	15	F. SANDI	ITA	MOTOCORSA Racing	Ducati 1199 Panigale R	14	5.867	1'49.816	256,7	2'05.445	228,0	13	42	4
5	9	28	M. REITERBERGER	GER	alpha Racing-Van Zon-BMW	BMW S 1000 RR	14	7.502	1'49.759	272,2	2'05.873	244,0	11	61	1
6	6	21	F. MARINO	FRA	URBIS Yamaha Motocrossing STK Team	Yamaha YZF R1	14	15.750	1'50.710	266,8	2'05.345	235,5	10	32	5
7	10	70	L. VITALI	ITA	Aprilia Racing Team	Aprilia RSV4 RF	14	15.804	1'50.416	269,5	2'06.194	237,5	9	28	6
8	4	9	A. MANTOVANI	ITA	Nuova M2 Racing	Aprilia RSV4 RF	14	17.103	1'50.615	264,9	2'04.349	230,4	8	8	14
9	2	52	A. DELBIANCO	ITA	GULF ALTHEA BMW Racing Team	BMW S 1000 RR	14	20.578	1'50.253	268,2	2'03.583	250,2	7	15	10
10	16	76	S. CAVALIERI	ITA	Barni Racing Team	Ducati 1199 Panigale R	14	20.745	1'51.189	261,0	2'08.602	228,5	6	6	16
11	14	16	G. RUIU	ITA	Team Pedercini Racing	Kawasaki ZX-10RR	14	22.334	1'51.259	254,3	2'07.387	226,6	5	18	8
12	3	23	L. SALVADORI	ITA	Berclaz Racing Team	BMW S 1000 RR	14	30.186	1'51.622	259,8	2'03.613	241,8	4	17	9
13	17	51	E. VIONNET	SUI	MOTOS VIONNET	BMW S 1000 RR	14	34.014	1'51.153	264,9	2'09.434	228,0	3	3	19
14	19	45	J. BUEHN	GER	alpha Racing-Van Zon-BMW	BMW S 1000 RR	14	39.379	1'51.983	262,3	2'10.337	208,6	2	8	15
15	5	6	E. PUSCEDDU	ITA	D.K. Racing	BMW S 1000 RR	14	39.655	1'51.062	264,2	2'04.850	231,9	1	1	23
16	11	55	F. MARCHIONNI	ITA	SPEED ACTION	Yamaha YZF R1	14	1'01.817	1'53.294	256,7	2'07.226	225,2			
17	21	80	A. PONTONE	ITA	FM Motoracing	Yamaha YZF R1	14	1'02.038	1'53.799	243,4		201,6			
18	18	46	M. CUDEVILLE	FRA	Flembbo Leader Team	Kawasaki ZX-10RR	14	1'07.585	1'54.103	254,9	2'09.874	234,9		1	24
19	22	31	V. SUCHET	SUI	Flembbo Leader Team	Kawasaki ZX-10RR	14	1'18.739	1'55.221	254,9		207,8		3	21
-----Not Classified-----															
RET	20	84	R. RUSSO	ITA	C.M. Racing	Kawasaki ZX-10RR	12	2 Laps	1'51.130	262,9		185,1		14	11
RET	12	77	T. ALBERTO	PHI	MOTOCORSA Racing	Ducati 1199 Panigale R	10	4 Laps	1'52.086	266,8	2'07.366	233,4		3	20
RET	15	59	A. SCHACHT	DEN	EAB SCHACHT Racing Team	Ducati 1199 Panigale R	8	6 Laps	1'51.035	259,2	2'07.974	228,5		5	17

AIR	Humidity:	39%	Temp:	26°C
TRACK	Condition:	Dry	Temp:	45°C

Records	Pole (QP)	2015	O.Jezek	1'49.071	162,92 Km/h
	Race (RC)	2017	M.Scheib	1'49.381	162,46 Km/h
	Circuit (QP)	2015	O.Jezek	1'49.071	162,92 Km/h
Race Fastest Lap	Lap 10		R.Tamburini	1'49.391	162,44 Km/h

LAP LEADERS					
No.	Rider	From	To	Laps	Total
7	M. SCHEIB	1	8	8	8
11	M. FERRARI	9	14	6	6

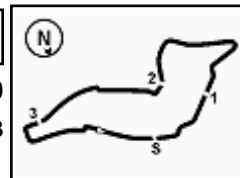
TOTAL LEADER LAPS		
No.	Rider	Laps
28	M. REITERBERGER	21
7	M. SCHEIB	12
11	M. FERRARI	6
15	F. SANDI	2

Start 13/05/2018 15:20 End 15:48 The results are provisional until the end of the time limit for protests and appeals and the completion of the technical checks.

These data/results cannot be reproduced, stored and/or transmitted in whole or in part by any manner of electronic, mechanical, photocopying, recording, broadcasting or otherwise now known or herein after developed without the previous express consent by the copyright owner, except for reproduction in daily press and regular printed publications on sale to the public within 60 days of the event related to those data/results and always provided that copyright symbol appears together as follows below.

© DORNA WSBK ORGANIZATION Srl 2018





PATA Italian Round, 11-12-13 May 2018

Superstock 1000 - Results Race

Race Highlights

Time	No. Rider	Description
15.18.07		Warm-up Lap Start
15.20.57		Start
15.23.28		No Jump Start
15.30.32	6 Pusceddu	On the Gravel - Re-Joined - Turn 15
15.37.48	59 Schacht	Crashed - Turn 22
15.40.37	77 Alberto	Crashed - Turn 7
15.41.01	77 Alberto	Re-joined
15.41.43	77 Alberto	Technical Problem - Turn 7
15.44.04	84 Russo	On the Gravel - Re-Joined - Turn 2
15.44.26	28 Reiterberger	On the Gravel - Re-Joined - Turn 12
15.45.25	84 Russo	Crashed - Turn 22
15.45.38	11 Ferrari	Transponder Not Working
15.48.12	70 Vitali	Penalized to Drop 1 Position - Exceeded Track Limit Turn 22
15.48.25		End Of Session

Start End The results are provisional until the end of the time limit for protests and appeals
13/05/2018 15:20 15:48 and the completion of the technical checks.

These data/results cannot be reproduced, stored and/or transmitted in whole or in part by any manner of electronic, mechanical, photocopying, recording, broadcasting or otherwise now known or herein after developed without the previous express consent by the copyright owner, except for reproduction in daily press and regular printed publications on sale to the public within 60 days of the event related to those data/results and always provided that copyright symbol appears together as follows below.

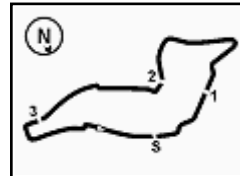
© DORNA WSBK ORGANIZATION Srl 2018





7.2

STK1000
120/03



Imola Circuit 4.936 m

1 / 3

PATA Italian Round, 11-12-13 May 2018

Superstock 1000 - Lap Chart Race

		Lap													
		1	2	3	4	5	6	7	8	9	10	11	12	13	14
1	7	7	7	7	7	7	7	7	7	11	11	11	11	11	11
2	52	52	11	15	15	15	15	11	7	7	7	7	7	7	2
3	11	11	15	52	52	11	11	15	15	15	15	2	2	2	7
4	15	15	52	11	11	28	28	28	28	28	2	15	15	15	15
5	28	28	28	28	28	52	52	2	2	2	28	28	28	28	28
6	6	6	6	2	2	2	2	52	52	52	21	21	21	21	21
7	70	2	2	21	21	21	21	21	21	21	9	70	70	70	70
8	2	70	21	6	9	9	9	9	9	9	52	9	9	9	9
9	9	9	9	9	70	70	70	70	70	70	70	52	52	52	52
10	23	21	70	70	76	76	76	76	76	76	76	76	76	76	76
11	76	23	23	76	16	16	16	16	16	16	16	16	16	16	16
12	21	76	76	23	23	59	59	59	51	84	84	84	23	23	23
13	16	16	16	16	59	23	23	23	84	23	23	23	51	51	51
14	77	59	59	59	51	84	84	51	23	51	51	51	45	45	45
15	84	51	51	51	84	51	51	84	77	77	45	45	6	6	6
16	51	84	84	84	77	77	77	77	45	45	6	6	55	55	55
17	59	77	77	77	45	45	45	45	6	6	55	55	80	80	80
18	55	55	55	45	55	55	55	6	55	55	80	80	46	46	46
19	46	45	45	55	6	6	6	55	46	80	46	46	31	31	31
20	45	46	46	46	46	46	46	46	80	46	31	31			
21	31	80	80	80	80	80	80	80	31	31					
22	80	31	31	31	31	31	31	31							

Final Result		
1	11 M. FERRARI	Laps 14
2	2 R. TAMBURINI	0.488
3	7 M. SCHEIB	1.142
4	15 F. SANDI	5.867
5	28 M. REITERBERGER	7.502
6	21 F. MARINO	15.750
7	70 L. VITALI	15.804
8	9 A. MANTOVANI	17.103
9	52 A. DELBIANCO	20.578
10	76 S. CAVALIERI	20.745
11	16 G. RUIU	22.334
12	23 L. SALVADORI	30.186
13	51 E. VIONNET	34.014
14	45 J. BUEHN	39.379
15	6 E. PUSCEDDU	39.655
16	55 F. MARCHIONNI	1'01.817
17	80 A. PONTONE	1'02.038
18	46 M. CUDEVILLE	1'07.585
19	31 V. SUCHET	1'18.739
RET	84 R. RUSSO	2 Laps
RET	77 T. ALBERTO	4 Laps
RET	59 A. SCHACHT	6 Laps

13/05/2018

These data/results cannot be reproduced, stored and/or transmitted in whole or in part by any manner of electronic, mechanical, photocopying, recording, broadcasting or otherwise now known or herein after developed without the previous express consent by the copyright owner, except for reproduction in daily press and regular printed publications on sale to the public within 60 days of the event related to those data/results and always provided that copyright symbol appears together as follows below.

© DORNA WSBK ORGANIZATION Srl 2018

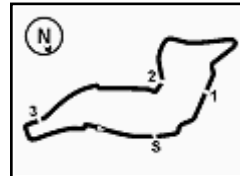
FCR PERUGIA TIMING



Official Tyre Supplier



Official Timekeeper



PATA Italian Round, 11-12-13 May 2018

Superstock 1000 - Lap Chart Race

Lap 1

1	7 M.Scheib	15:22'45.134
2	52 A.Delbianco	0.607
3	11 M.Ferrari	0.673
4	15 F.Sandi	1.120
5	28 M.Reiterberger	2.305
6	6 E.Pusceddu	2.686
7	70 L.Vitali	3.005
8	2 R.Tamburini	3.486
9	9 A.Mantovani	3.731
10	23 L.Salvadori	4.066
11	76 S.Cavallieri	4.573
12	21 F.Marino	4.666
13	16 G.Ruiu	4.993
14	77 T.Alberto	5.530
15	84 R.Russo	5.669
16	51 E.Vionnet	5.927
17	59 A.Schacht	6.062
18	55 F.Marchionni	6.602
19	46 M.Cudeville	7.145
20	45 J.Buehn	7.719
21	31 V.Suchet	7.864
22	80 A.Pontone	8.189

2	15 F.Sandi	0.178
3	52 A.Delbianco	0.693
4	11 M.Ferrari	0.807
5	28 M.Reiterberger	1.349
6	2 R.Tamburini	5.412
7	21 F.Marino	6.819
8	6 E.Pusceddu	6.988
9	9 A.Mantovani	7.162
10	70 L.Vitali	7.524
11	76 S.Cavallieri	8.437
12	23 L.Salvadori	8.620
13	16 G.Ruiu	9.011
14	59 A.Schacht	9.165
15	51 E.Vionnet	10.817
16	84 R.Russo	11.247
17	77 T.Alberto	13.273
18	45 J.Buehn	14.889
19	55 F.Marchionni	16.400
20	46 M.Cudeville	20.694
21	80 A.Pontone	21.155
22	31 V.Suchet	24.477

5	52 A.Delbianco	4.152
6	2 R.Tamburini	4.830
7	21 F.Marino	8.409
8	9 A.Mantovani	9.236
9	70 L.Vitali	9.968
10	76 S.Cavallieri	11.286
11	16 G.Ruiu	12.220
12	59 A.Schacht	13.965
13	23 L.Salvadori	15.107
14	84 R.Russo	15.560
15	51 E.Vionnet	15.843
16	77 T.Alberto	20.715
17	45 J.Buehn	21.019
18	55 F.Marchionni	28.727
19	6 E.Pusceddu	28.956
20	46 M.Cudeville	34.257
21	80 A.Pontone	34.498
22	31 V.Suchet	39.351

Lap 11

1	11 M.Ferrari	15:41'09.085
2	7 M.Scheib	0.327
3	15 F.Sandi	1.237
4	2 R.Tamburini	2.329
5	28 M.Reiterberger	3.483
6	21 F.Marino	11.523
7	9 A.Mantovani	12.501
8	52 A.Delbianco	12.598
9	70 L.Vitali	12.740
10	76 S.Cavallieri	15.098
11	16 G.Ruiu	17.108
12	84 R.Russo	23.228
13	23 L.Salvadori	23.632
14	51 E.Vionnet	24.605
15	45 J.Buehn	29.927
16	6 E.Pusceddu	36.184
17	55 F.Marchionni	46.871
18	80 A.Pontone	51.186
19	46 M.Cudeville	52.853
20	31 V.Suchet	1'01.665

Lap 2

1	7 M.Scheib	15:24'35.428
2	52 A.Delbianco	0.566
3	11 M.Ferrari	0.873
4	15 F.Sandi	1.136
5	28 M.Reiterberger	2.011
6	6 E.Pusceddu	4.411
7	2 R.Tamburini	4.651
8	70 L.Vitali	4.890
9	9 A.Mantovani	5.060
10	21 F.Marino	5.440
11	23 L.Salvadori	5.832
12	76 S.Cavallieri	6.467
13	16 G.Ruiu	6.687
14	59 A.Schacht	8.022
15	51 E.Vionnet	8.768
16	84 R.Russo	9.295
17	77 T.Alberto	9.600
18	55 F.Marchionni	10.345
19	45 J.Buehn	11.160
20	46 M.Cudeville	12.618
21	80 A.Pontone	13.080
22	31 V.Suchet	13.995

Lap 5

1	7 M.Scheib	15:30'06.772
2	15 F.Sandi	0.252
3	52 A.Delbianco	0.710
4	11 M.Ferrari	0.780
5	28 M.Reiterberger	1.406
6	2 R.Tamburini	5.128
7	21 F.Marino	7.222
8	9 A.Mantovani	7.960
9	70 L.Vitali	8.288
10	76 S.Cavallieri	9.445
11	16 G.Ruiu	10.299
12	23 L.Salvadori	11.122
13	59 A.Schacht	11.294
14	51 E.Vionnet	12.577
15	84 R.Russo	12.704
16	77 T.Alberto	16.136
17	45 J.Buehn	16.857
18	55 F.Marchionni	20.366
19	6 E.Pusceddu	23.277
20	46 M.Cudeville	25.659
21	80 A.Pontone	25.862
22	31 V.Suchet	29.350

Lap 8

1	7 M.Scheib	15:35'37.699
2	11 M.Ferrari	0.167
3	15 F.Sandi	0.760
4	28 M.Reiterberger	1.772
5	2 R.Tamburini	4.725
6	52 A.Delbianco	6.243
7	21 F.Marino	9.292
8	9 A.Mantovani	9.615
9	70 L.Vitali	10.804
10	76 S.Cavallieri	12.239
11	16 G.Ruiu	13.335
12	59 A.Schacht	15.192
13	23 L.Salvadori	17.203
14	51 E.Vionnet	17.498
15	84 R.Russo	17.668
16	77 T.Alberto	22.565
17	45 J.Buehn	22.766
18	6 E.Pusceddu	30.894
19	55 F.Marchionni	32.890
20	46 M.Cudeville	38.124
21	80 A.Pontone	39.071
22	31 V.Suchet	44.773

Lap 12

1	11 M.Ferrari	15:42'59.434
2	7 M.Scheib	0.493
3	2 R.Tamburini	1.618
4	15 F.Sandi	1.948
5	28 M.Reiterberger	3.905
6	21 F.Marino	12.468
7	70 L.Vitali	12.807
8	9 A.Mantovani	14.512
9	52 A.Delbianco	14.663
10	76 S.Cavallieri	16.352
11	16 G.Ruiu	19.101
12	84 R.Russo	25.298
13	23 L.Salvadori	25.529
14	51 E.Vionnet	27.524
15	45 J.Buehn	33.906
16	6 E.Pusceddu	37.459
17	55 F.Marchionni	51.831
18	80 A.Pontone	54.694
19	46 M.Cudeville	57.710
20	31 V.Suchet	1'07.068

Lap 3

1	7 M.Scheib	15:26'25.847
2	11 M.Ferrari	0.372
3	15 F.Sandi	0.533
4	52 A.Delbianco	0.893
5	28 M.Reiterberger	1.351
6	6 E.Pusceddu	5.650
7	2 R.Tamburini	5.840
8	21 F.Marino	6.276
9	9 A.Mantovani	6.496
10	70 L.Vitali	6.773
11	23 L.Salvadori	7.035
12	76 S.Cavallieri	7.550
13	16 G.Ruiu	7.997
14	59 A.Schacht	8.638
15	51 E.Vionnet	10.241
16	84 R.Russo	10.694
17	77 T.Alberto	11.465
18	55 F.Marchionni	13.220
19	45 J.Buehn	13.375
20	46 M.Cudeville	16.699
21	80 A.Pontone	16.989
22	31 V.Suchet	19.065

Lap 6

1	7 M.Scheib	15:31'57.020
2	15 F.Sandi	0.299
3	11 M.Ferrari	0.726
4	28 M.Reiterberger	1.274
5	52 A.Delbianco	2.317
6	2 R.Tamburini	5.088
7	21 F.Marino	7.813
8	9 A.Mantovani	8.861
9	70 L.Vitali	9.144
10	76 S.Cavallieri	10.418
11	16 G.Ruiu	11.310
12	59 A.Schacht	12.972
13	23 L.Salvadori	13.308
14	84 R.Russo	13.724
15	51 E.Vionnet	14.277
16	77 T.Alberto	18.594
17	45 J.Buehn	19.087
18	55 F.Marchionni	24.665
19	6 E.Pusceddu	27.206
20	46 M.Cudeville	29.708
21	80 A.Pontone	30.101
22	31 V.Suchet	34.441

Lap 9

1	11 M.Ferrari	15:37'28.440
2	7 M.Scheib	0.340
3	15 F.Sandi	0.725
4	28 M.Reiterberger	1.640
5	2 R.Tamburini	3.693
6	52 A.Delbianco	7.754
7	21 F.Marino	9.261
8	9 A.Mantovani	9.834
9	70 L.Vitali	10.724
10	76 S.Cavallieri	12.818
11	16 G.Ruiu	14.056
12	51 E.Vionnet	19.197
13	84 R.Russo	19.591
14	23 L.Salvadori	19.761
15	77 T.Alberto	24.615
16	45 J.Buehn	24.785
17	6 E.Pusceddu	32.582
18	55 F.Marchionni	37.629
19	46 M.Cudeville	42.703
20	80 A.Pontone	42.864
21	31 V.Suchet	50.172

Lap 13

1	11 M.Ferrari	15:44'49.795
2	7 M.Scheib	0.691
3	2 R.Tamburini	0.900
4	15 F.Sandi	3.499
5	28 M.Reiterberger	5.925
6	21 F.Marino	13.943
7	70 L.Vitali	14.393
8	9 A.Mantovani	16.142
9	52 A.Delbianco	17.481
10	76 S.Cavallieri	18.131
11	16 G.Ruiu	20.512
12	23 L.Salvadori	27.917
13	51 E.Vionnet	30.733
14	45 J.Buehn	36.821
15	6 E.Pusceddu	38.691
16	55 F.Marchionni	57.302

Lap 4

1	7 M.Scheib	15:28'16.424
---	------------	--------------

Lap 7

1	7 M.Scheib	15:33'47.463
2	15 F.Sandi	0.318
3	11 M.Ferrari	0.486
4	28 M.Reiterberger	2.047

Lap 10

1	11 M.Ferrari	15:39'18.733
2	7 M.Scheib	0.395
3	15 F.Sandi	1.002
4	28 M.Reiterberger	1.693
5	2 R.Tamburini	2.791
6	52 A.Delbianco	9.975
7	21 F.Marino	10.072
8	9 A.Mantovani	10.516

13/05/2018

These data/results cannot be reproduced, stored and/or transmitted in whole or in part by any manner of electronic, mechanical, photocopying, recording, broadcasting or otherwise now known or herein after developed without the previous express consent by the copyright owner, except for reproduction in daily press and regular printed publications on sale to the public within 60 days of the event related to those data/results and always provided that copyright symbol appears together as follows below.

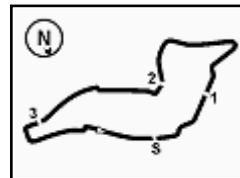
© DORNA WSBK ORGANIZATION Srl 2018





7.2

STK1000
120/03



Imola Circuit 4.936 m

3 / 3

17	80	A.Pontone	58.337
18	46	M.Cudeville	1'02.469
19	31	V.Suchet	1'12.454

Lap 14

1	11	M.Ferrari	15:46'39.893
2	2	R.Tamburini	0.488
3	7	M.Scheib	1.142
4	15	F.Sandi	5.867
5	28	M.Reiterberger	7.502
6	21	F.Marino	15.750
7	70	L.Vitali	15.804
8	9	A.Mantovani	17.103
9	52	A.Delbianco	20.578
10	76	S.Cavaliere	20.745
11	16	G.Ruiu	22.334
12	23	L.Salvadori	30.186
13	51	E.Vionnet	34.014
14	45	J.Buehn	39.379
15	6	E.Pusceddu	39.655
16	55	F.Marchionni	1'01.817
17	80	A.Pontone	1'02.038
18	46	M.Cudeville	1'07.585
19	31	V.Suchet	1'18.739

13/05/2018

These data/results cannot be reproduced, stored and/or transmitted in whole or in part by any manner of electronic, mechanical, photocopying, recording, broadcasting or otherwise now known or herein after developed without the previous express consent by the copyright owner, except for reproduction in daily press and regular printed publications on sale to the public within 60 days of the event related to those data/results and always provided that copyright symbol appears together as follows below.

© DORNA WSBK ORGANIZATION Srl 2018

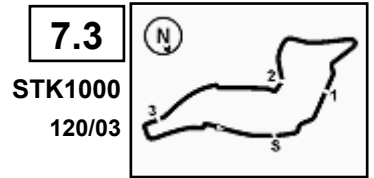
FICR PERUGIA TIMING



Official Tyre Supplier



Official Timekeeper



PATA Italian Round, 11-12-13 May 2018

Superstock 1000 - Best Sector & Speed Race

Imola Circuit 4.936 m

RESULTS

1	11 M. FERRARI	Ducati 1199 Panigale R	Laps 14
2	2 R. TAMBURINI	BMW S 1000 RR	0.488
3	7 M. SCHEIB	Aprilia RSV4 RF	1.142
4	15 F. SANDI	Ducati 1199 Panigale R	5.867
5	28 M. REITERBERGER	BMW S 1000 RR	7.502
6	21 F. MARINO	Yamaha YZF R1	15.750
7	70 L. VITALI	Aprilia RSV4 RF	15.804
8	9 A. MANTOVANI	Aprilia RSV4 RF	17.103
9	52 A. DELBIANCO	BMW S 1000 RR	20.578
10	76 S. CAVALIERI	Ducati 1199 Panigale R	20.745
11	16 G. RUIU	Kawasaki ZX-10RR	22.334
12	23 L. SALVADORI	BMW S 1000 RR	30.186
13	51 E. VIONNET	BMW S 1000 RR	34.014
14	45 J. BUEHN	BMW S 1000 RR	39.379
15	6 E. PUSCEDDU	BMW S 1000 RR	39.655
16	55 F. MARCHIONNI	Yamaha YZF R1	1'01.817
17	80 A. PONTONE	Yamaha YZF R1	1'02.038
18	46 M. CUDEVILLE	Kawasaki ZX-10RR	1'07.585
19	31 V. SUCHET	Kawasaki ZX-10RR	1'18.739
RET	84 R. RUSSO	Kawasaki ZX-10RR	2 Laps
RET	77 T. ALBERTO	Ducati 1199 Panigale R	4 Laps
RET	59 A. SCHACHT	Ducati 1199 Panigale R	6 Laps

SPEED

1	28 M. REITERBERGER	BMW S 1000 RR	272.2
2	11 M. FERRARI	Ducati 1199 Panigale R	270.9
3	70 L. VITALI	Aprilia RSV4 RF	269.5
4	52 A. DELBIANCO	BMW S 1000 RR	268.2
5	2 R. TAMBURINI	BMW S 1000 RR	267.5
6	21 F. MARINO	Yamaha YZF R1	266.8
7	77 T. ALBERTO	Ducati 1199 Panigale R	266.8
8	7 M. SCHEIB	Aprilia RSV4 RF	266.8
9	9 A. MANTOVANI	Aprilia RSV4 RF	264.9
10	51 E. VIONNET	BMW S 1000 RR	264.9
11	6 E. PUSCEDDU	BMW S 1000 RR	264.2
12	84 R. RUSSO	Kawasaki ZX-10RR	262.9
13	45 J. BUEHN	BMW S 1000 RR	262.3
14	76 S. CAVALIERI	Ducati 1199 Panigale R	261.0
15	23 L. SALVADORI	BMW S 1000 RR	259.8
16	59 A. SCHACHT	Ducati 1199 Panigale R	259.2
17	15 F. SANDI	Ducati 1199 Panigale R	256.7
18	55 F. MARCHIONNI	Yamaha YZF R1	256.7
19	31 V. SUCHET	Kawasaki ZX-10RR	254.9
20	46 M. CUDEVILLE	Kawasaki ZX-10RR	254.9
21	16 G. RUIU	Kawasaki ZX-10RR	254.3
22	80 A. PONTONE	Yamaha YZF R1	243.4

SEG. 1

1	11 M. FERRARI	23.252
2	2 R. TAMBURINI	23.298
3	28 M. REITERBERGER	23.344
4	7 M. SCHEIB	23.394
5	15 F. SANDI	23.441
6	70 L. VITALI	23.470
7	9 A. MANTOVANI	23.510
8	52 A. DELBIANCO	23.514
9	51 E. VIONNET	23.577
10	84 R. RUSSO	23.587
11	59 A. SCHACHT	23.591
12	16 G. RUIU	23.602
13	21 F. MARINO	23.650
14	6 E. PUSCEDDU	23.655
15	23 L. SALVADORI	23.656
16	76 S. CAVALIERI	23.752
17	45 J. BUEHN	23.767
18	77 T. ALBERTO	23.875
19	55 F. MARCHIONNI	24.249
20	80 A. PONTONE	24.390
21	46 M. CUDEVILLE	24.425
22	31 V. SUCHET	24.583

SEG. 2

1	2 R. TAMBURINI	34.136
2	28 M. REITERBERGER	34.138
3	11 M. FERRARI	34.239
4	15 F. SANDI	34.272
5	7 M. SCHEIB	34.288
6	52 A. DELBIANCO	34.343
7	76 S. CAVALIERI	34.533
8	21 F. MARINO	34.534
9	16 G. RUIU	34.538
10	9 A. MANTOVANI	34.547
11	70 L. VITALI	34.645
12	59 A. SCHACHT	34.662
13	84 R. RUSSO	34.682
14	51 E. VIONNET	34.687
15	23 L. SALVADORI	34.772
16	6 E. PUSCEDDU	34.902
17	45 J. BUEHN	34.994
18	55 F. MARCHIONNI	35.022
19	77 T. ALBERTO	35.036
20	80 A. PONTONE	35.393
21	46 M. CUDEVILLE	35.602
22	31 V. SUCHET	35.778

SEG. 3

1	2 R. TAMBURINI	28.882
2	70 L. VITALI	28.967
3	52 A. DELBIANCO	29.030
4	11 M. FERRARI	29.058
5	7 M. SCHEIB	29.110
6	28 M. REITERBERGER	29.120
7	15 F. SANDI	29.159
8	6 E. PUSCEDDU	29.214
9	21 F. MARINO	29.262
10	9 A. MANTOVANI	29.372
11	59 A. SCHACHT	29.411
12	84 R. RUSSO	29.412
13	51 E. VIONNET	29.417
14	76 S. CAVALIERI	29.440
15	77 T. ALBERTO	29.486
16	45 J. BUEHN	29.533
17	16 G. RUIU	29.615
18	23 L. SALVADORI	29.700
19	55 F. MARCHIONNI	29.907
20	46 M. CUDEVILLE	30.018
21	80 A. PONTONE	30.082
22	31 V. SUCHET	30.255

SEG. 4

1	2 R. TAMBURINI	22.829
2	28 M. REITERBERGER	22.888
3	15 F. SANDI	22.909
4	52 A. DELBIANCO	22.942
5	11 M. FERRARI	22.981
6	21 F. MARINO	22.985
7	7 M. SCHEIB	23.046
8	9 A. MANTOVANI	23.062
9	70 L. VITALI	23.135
10	84 R. RUSSO	23.174
11	6 E. PUSCEDDU	23.182
12	23 L. SALVADORI	23.197
13	76 S. CAVALIERI	23.229
14	59 A. SCHACHT	23.234
15	16 G. RUIU	23.258
16	51 E. VIONNET	23.283
17	77 T. ALBERTO	23.357
18	45 J. BUEHN	23.376
19	80 A. PONTONE	23.709
20	46 M. CUDEVILLE	23.771
21	55 F. MARCHIONNI	23.952
22	31 V. SUCHET	24.142

13/05/2018

These data/results cannot be reproduced, stored and/or transmitted in whole or in part by any manner of electronic, mechanical, photocopying, recording, broadcasting or otherwise now known or herein after developed without the previous express consent by the copyright owner, except for reproduction in daily press and regular printed publications on sale to the public within 60 days of the event related to those data/results and always provided that copyright symbol appears together as follows below.

© DORNA WSBK ORGANIZATION Srl 2018

FICR PERUGIA TIMING



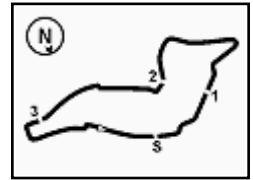
Official Tyre Supplier



Official Timekeeper



7.4
STK1000
120/03



Imola Circuit 4.936 m

PATA Italian Round, 11-12-13 May 2018

Superstock 1000 - Chronological Analysis Race

Start at 15:20'53.760

1 / 3

1° 11 M. FERRARI (1'49.917)							
Lap	Seg.1	Seg.2	Seg.3	Seg.4	Lap Time	km/h	Local Time
1		34.647	29.348	23.050	1'52.047	223,8	15:22'45.807
2	23.771	34.312	29.430	22.981	1'50.494	265,5	15:24'36.301
3	23.252	34.239	29.276	23.151	1'49.918	266,2	15:26'26.219
4	23.349	34.535	29.769	23.359	1'51.012	264,9	15:28'17.231
5	23.534	34.643	29.058	23.086	1'50.321	254,3	15:30'07.552
6	23.607	34.308	29.254	23.025	1'50.194	263,6	15:31'57.746
7	23.466	34.334	29.241	23.162	1'50.203	258,5	15:33'47.949
8	23.404	34.292	29.096	23.125	1'49.917	262,9	15:35'37.866
9	23.581	34.410	29.513	23.070	1'50.574	245,6	15:37'28.440
10	23.324	34.504	29.481	22.984	1'50.293	266,8	15:39'18.733
11	23.453	34.485	29.325	23.089	1'50.352	264,9	15:41'09.085
12	23.547	34.450	29.195	23.157	1'50.349	267,5	15:42'59.434
13	23.468	34.472	29.353	23.068	1'50.361	270,9	15:44'49.795
14	23.430	34.414	29.271	22.983	1'50.098		15:46'39.893

12	23.622	34.592	29.175	23.671	1'51.060	256,7	15:43'01.382
13	23.803	34.681	29.839	23.589	1'51.912	251,3	15:44'53.294
14	23.883	35.138	29.821	23.624	1'52.466	245,1	15:46'45.760

2° 2 R. TAMBURINI (1'49.391)							
Lap	Seg.1	Seg.2	Seg.3	Seg.4	Lap Time	km/h	Local Time
1		35.711	29.802	23.406	1'54.860	217,9	15:22'48.620
2	23.550	34.947	29.491	23.471	1'51.459	251,3	15:24'40.079
3	23.730	34.953	29.431	23.494	1'51.608	246,2	15:26'31.687
4	23.737	34.412	29.033	22.967	1'50.149	252,5	15:28'21.836
5	23.391	34.429	29.212	23.032	1'50.064	259,8	15:30'11.900
6	23.481	34.506	29.198	23.023	1'50.208	257,9	15:32'02.108
7	23.442	34.480	29.161	23.102	1'50.185	262,9	15:33'52.293
8	23.440	34.585	29.044	23.062	1'50.131	263,6	15:35'42.424
9	23.472	34.418	28.990	22.899	1'49.709	264,2	15:37'32.133
10	23.303	34.229	28.882	22.977	1'49.391	266,8	15:39'21.524
11	23.392	34.281	29.250	22.967	1'49.890	267,5	15:41'11.414
12	23.375	34.136	29.019	23.108	1'49.638	263,6	15:43'01.052
13	23.376	34.214	28.945	23.108	1'49.643	266,8	15:44'50.695
14	23.298	34.261	29.044	23.083	1'49.686	264,2	15:46'40.381

5° 28 M. REITERBERGER (1'49.759)							
Lap	Seg.1	Seg.2	Seg.3	Seg.4	Lap Time	km/h	Local Time
1		35.291	29.679	23.077	1'53.679	215,7	15:22'47.439
2	23.344	34.281	29.487	22.888	1'50.000	270,9	15:24'37.439
3	23.363	34.279	29.120	22.997	1'49.759	267,5	15:26'27.198
4	23.484	34.235	29.459	23.397	1'50.575	264,9	15:28'17.773
5	23.538	34.509	29.283	23.075	1'50.405	267,5	15:30'08.178
6	23.515	34.144	29.357	23.100	1'50.116	271,5	15:31'58.294
7	23.528	34.138	30.542	23.008	1'51.216	263,6	15:33'49.510
8	23.452	34.370	29.196	22.943	1'49.961	272,2	15:35'39.471
9	23.508	34.207	29.173	23.721	1'50.609	266,8	15:37'30.080
10	23.588	34.243	29.274	23.241	1'50.346	267,5	15:39'20.426
11	23.514	34.241	30.955	23.432	1'52.142	269,5	15:41'12.568
12	23.676	34.546	29.222	23.327	1'50.771	266,8	15:43'03.339
13	23.740	34.460	30.753	23.428	1'52.381	268,2	15:44'55.720
14	23.807	34.733	29.770	23.365	1'51.675	268,8	15:46'47.395

3° 7 M. SCHEIB (1'50.236)							
Lap	Seg.1	Seg.2	Seg.3	Seg.4	Lap Time	km/h	Local Time
1		34.728	29.296	23.153	1'51.374	213,6	15:22'45.134
2	23.552	34.288	29.353	23.101	1'50.294	262,9	15:24'35.428
3	23.546	34.445	29.347	23.081	1'50.419	265,5	15:26'25.847
4	23.558	34.587	29.304	23.128	1'50.577	264,2	15:28'16.424
5	23.638	34.374	29.257	23.079	1'50.348	263,6	15:30'06.772
6	23.478	34.477	29.110	23.183	1'50.248	265,5	15:31'57.020
7	23.573	34.450	29.374	23.046	1'50.443	266,2	15:33'47.463
8	23.560	34.339	29.161	23.176	1'50.236	266,8	15:35'37.699
9	23.633	34.377	29.696	23.375	1'51.081	264,2	15:37'28.780
10	23.394	34.440	29.416	23.098	1'50.348	259,8	15:39'19.128
11	23.542	34.410	29.248	23.084	1'50.284	264,9	15:41'09.412
12	23.643	34.474	29.239	23.159	1'50.515	264,9	15:42'59.927
13	23.585	34.425	29.374	23.175	1'50.559	266,2	15:44'50.486
14	23.639	34.483	29.202	23.225	1'50.549	260,4	15:46'41.035

6° 21 F. MARINO (1'50.710)							
Lap	Seg.1	Seg.2	Seg.3	Seg.4	Lap Time	km/h	Local Time
1		34.959	32.181	23.497	1'56.040	214,0	15:22'49.800
2	23.888	34.652	29.368	23.160	1'51.068	243,4	15:24'40.868
3	23.711	34.755	29.550	23.239	1'51.255	261,0	15:26'32.123
4	23.650	34.795	29.555	23.120	1'51.120	261,7	15:28'23.243
5	23.730	34.620	29.262	23.139	1'50.751	266,8	15:30'13.994
6	23.797	34.534	29.388	23.150	1'50.839	264,2	15:32'04.833
7	23.838	34.674	29.356	23.171	1'51.039	264,9	15:33'55.872
8	23.879	34.705	29.417	23.118	1'51.119	259,8	15:35'46.991
9	23.760	34.571	29.394	22.985	1'50.710	266,8	15:37'37.701
10	23.730	34.765	29.423	23.186	1'51.104	262,3	15:39'28.805
11	24.139	34.995	29.540	23.129	1'51.803	253,7	15:41'20.608
12	23.816	34.844	29.555	23.079	1'51.294	265,5	15:43'11.902
13	23.735	34.907	29.430	23.764	1'51.836	264,9	15:45'03.738
14	23.831	34.940	29.765	23.369	1'51.905	266,2	15:46'55.643

4° 15 F. SANDI (1'49.816)							
Lap	Seg.1	Seg.2	Seg.3	Seg.4	Lap Time	km/h	Local Time
1		35.013	29.159	23.043	1'52.494	221,0	15:22'46.254
2	23.456	34.382	29.386	23.086	1'50.310	254,3	15:24'36.564
3	23.456	34.272	29.179	22.909	1'49.816	251,3	15:26'26.380
4	23.441	34.409	29.402	22.970	1'50.222	251,9	15:28'16.602
5	23.684	34.288	29.279	23.171	1'50.422	250,2	15:30'07.024
6	23.456	34.390	29.165	23.284	1'50.295	253,1	15:31'57.319
7	23.534	34.349	29.395	23.184	1'50.462	250,2	15:33'47.781
8	23.740	34.431	29.330	23.177	1'50.678	253,1	15:35'38.459
9	23.695	34.361	29.310	23.340	1'50.706	256,1	15:37'29.165
10	23.535	34.401	29.429	23.205	1'50.570	249,6	15:39'19.735
11	23.540	34.475	29.312	23.260	1'50.587	253,1	15:41'10.322

7° 70 L. VITALI (1'50.416)							
Lap	Seg.1	Seg.2	Seg.3	Seg.4	Lap Time	km/h	Local Time
1		35.442	29.760	23.329	1'54.379	222,8	15:22'48.139
2	23.692	35.138	29.530	23.819	1'52.179	243,4	15:24'40.318
3	23.710	34.997	30.106	23.489	1'52.302	248,4	15:26'32.620
4	23.774	34.804	29.479	23.271	1'51.328	252,5	15:28'23.948
5	23.521	35.013	29.395	23.183	1'51.112	253,7	15:30'15.060
6	23.615	34.684	29.467	23.338	1'51.104	261,0	15:32'06.164
7	23.584	34.652	29.352	23.679	1'51.267	252,5	15:33'57.431
8	23.726	34.902	29.237	23.207	1'51.072	264,9	15:35'48.503
9	23.470	34.720	29.278	23.193	1'50.661	269,5	15:37'39.164
10	23.703	34.762	29.208	23.191	1'50.864	266,2	15:39'30.028
11	23.601	34.878	29.641	23.677	1'51.797	267,5	15:41'21.825
12	23.669	34.645	28.967	23.135	1'50.416	264,2	15:43'12.241
13	23.940	34.754	29.305	23.948	1'51.947	262,9	15:45'04.188
14	23.822	34.689	29.410	23.588	1'51.509	262,9	15:46'55.697

13/05/2018 P = Pits In/Out - C = Lap Time Cancelled

8° 9 A. MANTOVANI (1'50.615)							
Lap	Seg.1	Seg.2	Seg.3	Seg.4	Lap Time	km/h	Local Time
1		35.825	29.871	23.824	1'55.105	213,2	15:22'48.865
2	23.679	34.757	29.678	23.509	1'51.623	241,2	15:24'40.488
3	23.647	35.012	29.526	23.670	1'51.855	244,5	15:26'32.343
4	23.594	34.774	29.698	23.177	1'51.243	249,0	15:28'23.586
5	23.601	35.053	29.397	23.095	1'51.146	251,9	15:30'14.732
6	23.510	34.560	29.853	23.226	1'51.149	262,3	15:32'05.881
7	23.563	34.547	29.456	23.252	1'50.818	258,5	15:33'56.699

These data/results cannot be reproduced, stored and/or transmitted in whole or in part by any manner of electronic, mechanical, photocopying, recording, broadcasting or otherwise now known or herein after developed without the previous express consent by the copyright owner, except for reproduction in daily press and regular printed publications on sale to the public within 60 days of the event related to those data/results and always provided that copyright symbol appears together as follows below.

© DORNA WSBK ORGANIZATION Srl 2018

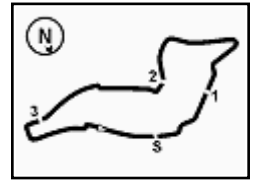
FICR PERUGIA TIMING



Official Tyre Supplier



Official Timekeeper



PATA Italian Round, 11-12-13 May 2018

Superstock 1000 - Chronological Analysis Race

Imola Circuit 4.936 m

Start at 15:20'53.760

2 / 3

8	23.557	34.583	29.413	23.062	1'50.615	264,9	15:35'47.314	4	23.849	34.957	30.026	23.330	1'52.162	252,5	15:28'25.044
9	23.707	34.739	29.372	23.142	1'50.960	258,5	15:37'38.274	5	23.777	34.997	30.211	23.865	1'52.850	253,1	15:30'17.894
10	23.687	34.657	29.457	23.174	1'50.975	261,0	15:39'29.249	6	23.952	35.117	29.960	23.405	1'52.434	250,2	15:32'10.328
11	23.748	35.263	29.699	23.627	1'52.337	252,5	15:41'21.586	7	23.894	35.043	29.892	23.413	1'52.242	252,5	15:34'02.570
12	24.393	34.938	29.588	23.441	1'52.360	256,7	15:43'13.946	8	23.914	35.015	29.905	23.498	1'52.332	254,3	15:35'54.902
13	24.358	34.853	29.573	23.207	1'51.991	261,0	15:45'05.937	9	24.022	35.150	30.247	23.880	1'53.299	252,5	15:37'48.201
14	23.673	34.648	29.552	23.186	1'51.059	262,9	15:46'56.996	10	23.972	35.235	29.765	23.746	1'52.718	251,9	15:39'40.919

9° 52 A. DELBIANCO (1'50.253)

Lap	Seg.1	Seg.2	Seg.3	Seg.4	Lap Time	km/h	Local Time
1		34.685	29.165	23.279	1'51.981	215,3	15:22'45.741
2	23.706	34.343	29.262	22.942	1'50.253	264,2	15:24'35.994
3	23.882	34.488	29.313	23.063	1'50.746	259,2	15:26'26.740
4	23.514	34.491	29.208	23.164	1'50.377	254,3	15:28'17.117
5	23.587	34.488	29.030	23.260	1'50.365	251,9	15:30'07.482
6	23.554	34.521	30.251	23.529	1'51.855	268,2	15:31'59.337
7	23.971	35.214	29.587	23.506	1'52.278	259,8	15:33'51.615
8	23.983	35.267	29.390	23.687	1'52.327	266,8	15:35'43.942
9	23.858	35.236	29.459	23.699	1'52.252	256,7	15:37'36.194
10	24.022	35.342	29.488	23.662	1'52.514	258,5	15:39'28.708
11	24.047	35.320	29.502	24.106	1'52.975	262,9	15:41'21.683
12	24.027	35.058	29.436	23.893	1'52.414	253,7	15:43'14.097
13	24.206	35.539	29.635	23.799	1'53.179	264,2	15:45'07.276
14	24.116	35.695	29.531	23.853	1'53.195	258,5	15:47'00.471

10° 76 S. CAVALIERI (1'51.189)

Lap	Seg.1	Seg.2	Seg.3	Seg.4	Lap Time	km/h	Local Time
1		35.758	30.253	23.643	1'55.947	222,8	15:22'49.707
2	23.839	35.104	29.802	23.443	1'52.188	247,3	15:24'41.895
3	23.759	34.665	29.667	23.411	1'51.502	250,2	15:26'33.397
4	23.789	34.748	29.559	23.368	1'51.464	249,6	15:28'24.861
5	23.795	34.631	29.552	23.378	1'51.356	257,9	15:30'16.217
6	23.752	34.622	29.506	23.341	1'51.221	257,3	15:32'07.438
7	23.790	34.650	29.566	23.305	1'51.311	256,7	15:33'58.749
8	23.840	34.533	29.587	23.229	1'51.189	253,7	15:35'49.938
9	23.914	34.643	29.461	23.302	1'51.320	249,6	15:37'41.258
10	23.794	34.581	29.484	23.499	1'51.358	256,7	15:39'32.616
11	23.910	34.776	29.504	23.377	1'51.567	261,0	15:41'24.183
12	23.943	34.672	29.440	23.548	1'51.603	254,3	15:43'15.786
13	23.980	34.830	29.798	23.532	1'52.140	253,7	15:45'07.926
14	23.905	35.094	29.658	24.055	1'52.712	249,6	15:47'00.638

11° 16 G. RUII (1'51.259)

Lap	Seg.1	Seg.2	Seg.3	Seg.4	Lap Time	km/h	Local Time
1		35.596	30.262	23.859	1'56.367	214,9	15:22'50.127
2	23.780	35.068	29.681	23.459	1'51.988	245,6	15:24'42.115
3	23.859	34.727	29.710	23.433	1'51.729	235,5	15:26'33.844
4	23.677	34.841	29.629	23.444	1'51.591	252,5	15:28'25.435
5	23.779	34.858	29.632	23.367	1'51.636	247,3	15:30'17.071
6	23.602	34.751	29.648	23.258	1'51.259	254,3	15:32'08.330
7	23.680	34.538	29.716	23.419	1'51.353	254,3	15:33'59.683
8	23.709	34.675	29.615	23.352	1'51.351	253,7	15:35'51.034
9	23.707	34.694	29.653	23.408	1'51.462	247,3	15:37'42.496
10	23.739	34.781	29.741	23.541	1'51.802	247,3	15:39'34.298
11	23.785	34.838	29.750	23.522	1'51.895	251,3	15:41'26.193
12	23.819	35.182	29.816	23.525	1'52.342	251,9	15:43'18.535
13	23.774	34.961	29.698	23.339	1'51.772	254,3	15:45'10.307
14	23.691	35.009	29.687	23.533	1'51.920	254,3	15:47'02.227

12° 23 L. SALVADORI (1'51.622)

Lap	Seg.1	Seg.2	Seg.3	Seg.4	Lap Time	km/h	Local Time
1		35.731	29.951	23.685	1'55.440	211,5	15:22'49.200
2	23.973	34.954	29.936	23.197	1'52.060	250,7	15:24'41.260
3	23.656	34.772	29.790	23.404	1'51.622	255,5	15:26'32.882

13° 51 E. VIONNET (1'51.153)

Lap	Seg.1	Seg.2	Seg.3	Seg.4	Lap Time	km/h	Local Time
1		36.400	30.332	23.671	1'57.301	202,0	15:22'51.061
2	24.386	35.555	29.571	23.623	1'53.135	244,0	15:24'44.196
3	23.942	34.867	29.800	23.283	1'51.892	252,5	15:26'36.088
4	23.577	34.796	29.417	23.363	1'51.153	264,9	15:28'27.241
5	23.782	34.900	29.929	23.497	1'52.108	258,5	15:30'19.349
6	24.082	34.916	29.576	23.374	1'51.948	252,5	15:32'11.297
7	23.699	34.805	29.736	23.769	1'52.009	259,8	15:34'03.306
8	23.679	34.687	29.856	23.669	1'51.891	259,2	15:35'55.197
9	23.888	35.145	29.842	23.565	1'52.440	256,1	15:37'47.637
10	24.014	35.215	29.918	24.147	1'53.294	261,0	15:39'40.931
11	24.327	35.002	29.818	23.612	1'52.759	240,2	15:41'33.690
12	23.984	35.244	30.351	23.689	1'53.268	254,3	15:43'26.958
13	24.264	35.326	30.271	23.709	1'53.570	263,6	15:45'20.528
14	24.041	35.460	30.102	23.776	1'53.379	260,4	15:47'13.907

14° 45 J. BUEHN (1'51.983)

Lap	Seg.1	Seg.2	Seg.3	Seg.4	Lap Time	km/h	Local Time
1		37.053	30.472	23.959	1'59.093	204,7	15:22'52.853
2	24.156	35.919	29.887	23.773	1'53.735	253,7	15:24'46.588
3	23.767	35.533	29.540	23.794	1'52.634	253,7	15:26'39.222
4	23.845	35.050	29.671	23.525	1'52.091	256,7	15:28'31.313
5	23.946	34.994	30.000	23.376	1'52.316	257,3	15:30'23.629
6	23.953	35.250	29.598	23.677	1'52.478	252,5	15:32'16.107
7	23.886	35.144	29.777	23.568	1'52.375	262,3	15:34'08.482
8	23.851	35.084	29.533	23.515	1'51.983	247,9	15:36'00.465
9	23.850	35.534	29.869	23.507	1'52.760	249,0	15:37'53.225
10	24.066	35.420	29.549	23.479	1'52.514	246,7	15:39'45.739
11	23.901	35.823	29.985	23.564	1'53.273	253,1	15:41'39.012
12	24.152	36.411	30.138	23.627	1'54.328	261,0	15:43'33.340
13	24.179	35.272	30.043	23.782	1'53.276	249,6	15:45'26.616
14	24.076	35.285	29.818	23.477	1'52.656	251,3	15:47'19.272

15° 6 E. PUSCEDDU (1'51.062)

Lap	Seg.1	Seg.2	Seg.3	Seg.4	Lap Time	km/h	Local Time
1		35.670	29.707	23.489	1'54.060	211,1	15:22'47.820
2	23.835	35.133	29.608	23.443	1'52.019	248,4	15:24'39.839
3	23.913	34.933	29.550	23.262	1'51.658	254,9	15:26'31.497
4	24.074	34.902	29.501	23.438	1'51.915	257,9	15:28'23.412
5	23.655	35.024	42.422	25.536	2'06.637	257,9	15:30'30.049
6	24.753	35.627	30.031	23.766	1'54.177	240,7	15:32'24.226
7	23.915	35.088	29.595	23.595	1'52.193	257,9	15:34'16.419
8	24.117	35.196	29.492	23.369	1'52.174	256,7	15:36'08.593
9	23.922	35.271	29.598	23.638	1'52.429	261,7	15:38'01.022
10	23.956	35.244	29.696	23.370	1'52.266	261,7	15:39'53.288
11	23.903	35.249	29.581	23.248	1'51.981	261,0	15:41'45.269
12	23.834	35.074	29.448	23.268	1'51.624	264,2	15:43'36.893
13	23.900	34.933	29.430	23.330	1'51.593	262,3	15:45'28.486
14	23.749	34.917	29.214	23.182	1'51.062	264,2	15:47'19.548

13/05/2018 P = Pits In/Out - C = Lap Time Cancelled

These data/results cannot be reproduced, stored and/or transmitted in whole or in part by any manner of electronic, mechanical, photocopying, recording, broadcasting or otherwise now known or herein after developed without the previous express consent by the copyright owner, except for reproduction in daily press and regular printed publications on sale to the public within 60 days of the event related to those data/results and always provided that copyright symbol appears together as follows below.

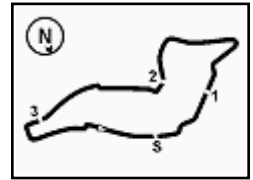
© DORNA WSBK ORGANIZATION Srl 2018





7.4

STK1000
120/03



Imola Circuit 4.936 m

PATA Italian Round, 11-12-13 May 2018

Superstock 1000 - Chronological Analysis Race

Start at 15:20'53.760

3 / 3

16° 55 F. MARCHIONNI (1'53.294)							
Lap	Seg.1	Seg.2	Seg.3	Seg.4	Lap Time	km/h	Local Time
1		36.345	30.904	23.952	1'57.976	217,0	15:22'51.736
2	24.431	35.496	30.065	24.045	1'54.037	240,7	15:24'45.773
3	24.250	35.022	30.024	23.998	1'53.294	244,5	15:26'39.067
4	24.249	35.548	29.907	24.053	1'53.757	244,0	15:28'32.824
5	24.298	35.306	30.633	24.077	1'54.314	250,2	15:30'27.138
6	24.261	35.752	30.261	24.273	1'54.547	249,0	15:32'21.685
7	24.515	35.336	30.418	24.236	1'54.505	251,3	15:34'16.190
8	24.548	35.474	30.326	24.051	1'54.399	250,2	15:36'10.589
9	24.562	35.687	30.552	24.679	1'55.480	246,7	15:38'06.069
10	24.741	35.592	30.516	24.241	1'55.090	245,1	15:40'01.159
11	24.641	35.691	30.260	24.205	1'54.797	241,8	15:41'55.956
12	24.688	35.807	30.553	24.261	1'55.309	251,3	15:43'51.265
13	24.848	35.878	30.729	24.377	1'55.832	256,7	15:45'47.097
14	24.594	35.634	30.431	23.954	1'54.613	247,9	15:47'41.710

12	24.941	36.251	30.418	24.142	1'55.752	237,0	15:44'06.502
13	24.847	35.946	30.551	24.403	1'55.747	236,5	15:46'02.249
14	24.731	36.388	30.844	24.420	1'56.383	247,9	15:47'58.632

17° 80 A. PONTONE (1'53.799)							
Lap	Seg.1	Seg.2	Seg.3	Seg.4	Lap Time	km/h	Local Time
1		36.919	30.892	24.299	1'59.563	197,6	15:22'53.323
2	24.928	35.791	30.561	23.905	1'55.185	220,6	15:24'48.508
3	24.603	35.482	30.470	23.773	1'54.328	224,7	15:26'42.836
4	24.462	35.922	30.578	23.781	1'54.743	231,9	15:28'37.579
5	24.635	35.775	30.697	23.948	1'55.055	223,8	15:30'32.634
6	24.541	35.942	30.082	23.922	1'54.487	224,7	15:32'27.121
7	24.603	35.781	30.549	23.907	1'54.840	237,5	15:34'21.961
8	24.390	35.637	30.600	24.182	1'54.809	237,5	15:36'16.770
9	24.390	35.582	30.602	23.960	1'54.534	243,4	15:38'11.304
10	24.552	35.931	30.482	23.713	1'54.678	222,4	15:40'05.982
11	24.626	35.639	30.254	23.770	1'54.289	229,0	15:42'00.271
12	24.419	35.501	30.228	23.709	1'53.857	236,0	15:43'54.128
13	24.498	35.662	30.114	23.730	1'54.004	240,2	15:45'48.132
14	24.399	35.393	30.190	23.817	1'53.799	235,5	15:47'41.931

RET 84 R. RUSSO (1'51.130)							
Lap	Seg.1	Seg.2	Seg.3	Seg.4	Lap Time	km/h	Local Time
1		36.148	30.461	23.689	1'57.043	209,0	15:22'50.803
2	24.139	36.216	29.939	23.626	1'53.920	246,7	15:24'44.723
3	23.951	34.749	29.795	23.323	1'51.818	245,6	15:26'36.541
4	23.847	34.697	29.412	23.174	1'51.130	255,5	15:28'27.671
5	23.587	34.848	30.026	23.344	1'51.805	254,9	15:30'19.476
6	23.717	34.728	29.465	23.358	1'51.268	253,1	15:32'10.744
7	23.655	35.068	29.895	23.661	1'52.279	256,1	15:34'03.023
8	23.607	35.434	29.808	23.495	1'52.344	255,5	15:35'55.367
9	23.871	35.444	29.841	23.508	1'52.664	246,7	15:37'48.031
10	23.823	35.298	29.737	23.729	1'52.587	253,1	15:39'40.618
11	23.972	34.682	29.664	23.377	1'51.695	249,6	15:41'32.313
12	23.802	35.110	29.503	24.004	1'52.419	261,0	15:43'24.732

RET 77 T. ALBERTO (1'52.086)							
Lap	Seg.1	Seg.2	Seg.3	Seg.4	Lap Time	km/h	Local Time
1		36.212	30.262	23.984	1'56.904	209,0	15:22'50.664
2	24.670	36.217	29.734	23.743	1'54.364	249,6	15:24'45.028
3	24.179	35.262	29.486	23.357	1'52.284	245,1	15:26'37.312
4	24.011	35.156	29.606	23.612	1'52.385	250,7	15:28'29.697
5	24.363	35.357	29.772	23.719	1'53.211	245,6	15:30'22.908
6	24.395	35.233	29.636	23.442	1'52.706	247,3	15:32'15.614
7	23.884	35.285	29.852	23.543	1'52.564	266,8	15:34'08.178
8	23.942	35.036	29.507	23.601	1'52.086	261,7	15:36'00.264
9	23.875	35.200	29.710	24.006	1'52.791	259,2	15:37'53.055
10	24.002	35.315	29.598	23.488	1'52.403	261,7	15:39'45.458

18° 46 M. CUDEVILLE (1'54.103)							
Lap	Seg.1	Seg.2	Seg.3	Seg.4	Lap Time	km/h	Local Time
1		36.580	30.653	24.051	1'58.519	195,8	15:22'52.279
2	24.564	35.812	31.179	24.212	1'55.767	248,4	15:24'48.046
3	24.534	35.659	30.396	23.911	1'54.500	251,3	15:26'42.546
4	24.588	35.943	30.132	23.909	1'54.572	254,9	15:28'37.118
5	24.671	35.732	30.843	24.067	1'55.313	253,1	15:30'32.431
6	24.597	35.602	30.018	24.080	1'54.297	250,2	15:32'26.728
7	24.704	35.824	30.419	24.045	1'54.992	249,6	15:34'21.720
8	24.425	35.618	30.289	23.771	1'54.103	253,1	15:36'15.823
9	24.471	35.731	30.471	24.647	1'55.320	253,1	15:38'11.143
10	24.553	36.434	30.729	23.937	1'55.653	251,3	15:40'06.796
11	24.584	36.232	30.232	24.094	1'55.142	250,2	15:42'01.938
12	24.716	35.842	30.520	24.128	1'55.206	252,5	15:43'57.144
13	24.574	35.959	30.186	24.401	1'55.120	253,7	15:45'52.264
14	24.532	36.060	30.390	24.232	1'55.214	254,3	15:47'47.478

RET 59 A. SCHACHT (1'51.035)							
Lap	Seg.1	Seg.2	Seg.3	Seg.4	Lap Time	km/h	Local Time
1		36.250	30.782	23.573	1'57.436	211,9	15:22'51.196
2	24.359	35.139	29.435	23.321	1'52.254	242,3	15:24'43.450
3	23.680	34.689	29.432	23.234	1'51.035	259,2	15:26'34.485
4	23.591	34.662	29.593	23.258	1'51.104	256,7	15:28'25.589
5	23.737	34.935	29.923	23.882	1'52.477	240,7	15:30'18.066
6	23.935	35.118	29.440	23.433	1'51.926	250,7	15:32'09.992
7	23.856	34.816	29.411	23.353	1'51.436	252,5	15:34'01.428
8	23.844	34.732	29.529	23.358	1'51.463	255,5	15:35'52.891

19° 31 V. SUCHET (1'55.221)							
Lap	Seg.1	Seg.2	Seg.3	Seg.4	Lap Time	km/h	Local Time
1		36.890	30.604	24.387	1'59.238	210,7	15:22'52.998
2	25.344	36.224	30.706	24.151	1'56.425	254,9	15:24'49.423
3	24.739	35.909	30.632	24.209	1'55.489	233,9	15:26'44.912
4	24.583	36.058	30.255	25.093	1'55.989	239,1	15:28'40.901
5	24.762	35.778	30.451	24.230	1'55.221	240,2	15:30'36.122
6	24.658	35.879	30.573	24.229	1'55.339	242,3	15:32'31.461
7	24.656	36.007	30.501	24.189	1'55.353	244,5	15:34'26.814
8	24.737	36.164	30.585	24.172	1'55.658	244,5	15:36'22.472
9	24.871	36.183	30.553	24.533	1'56.140	239,6	15:38'18.612
10	25.119	36.557	30.598	24.348	1'56.622	231,4	15:40'15.234
11	24.685	36.230	30.357	24.244	1'55.516	245,1	15:42'10.750

13/05/2018 P = Pits In/Out - C = Lap Time Cancelled

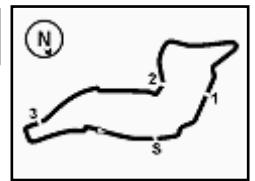
These data/results cannot be reproduced, stored and/or transmitted in whole or in part by any manner of electronic, mechanical, photocopying, recording, broadcasting or otherwise now known or herein after developed without the previous express consent by the copyright owner, except for reproduction in daily press and regular printed publications on sale to the public within 60 days of the event related to those data/results and always provided that copyright symbol appears together as follows below.

© DORNA WSBK ORGANIZATION Srl 2018





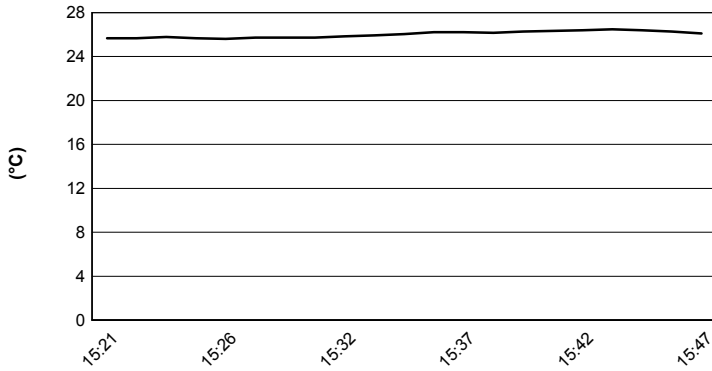
7.5
STK1000
120/03



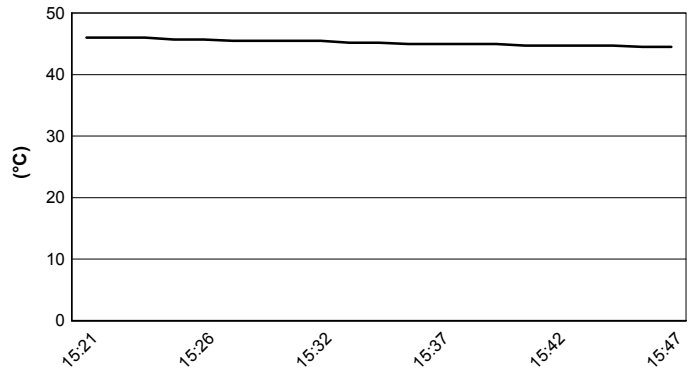
Imola Circuit 4.936 m

PATA Italian Round, 11-12-13 May 2018
Superstock 1000 - Weather Report Race
Session started 15:21 - Session ended 15:48

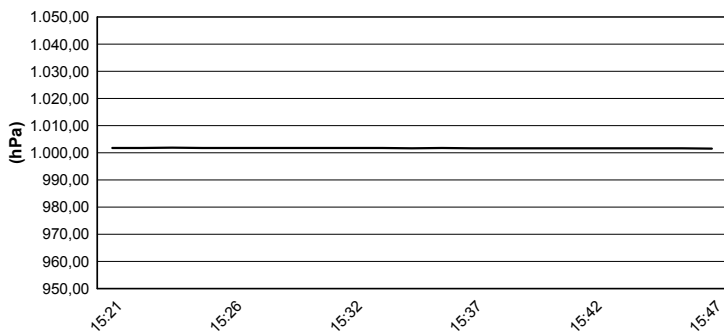
Air Temperature



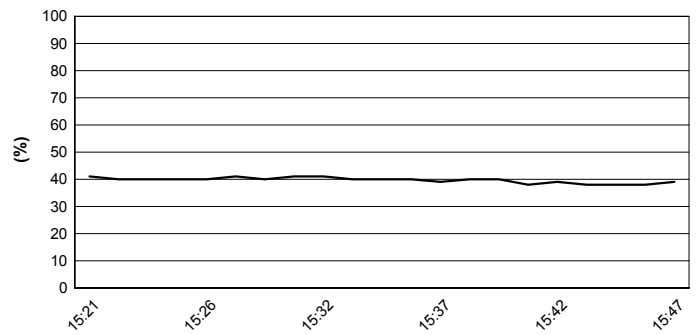
Track Temperature



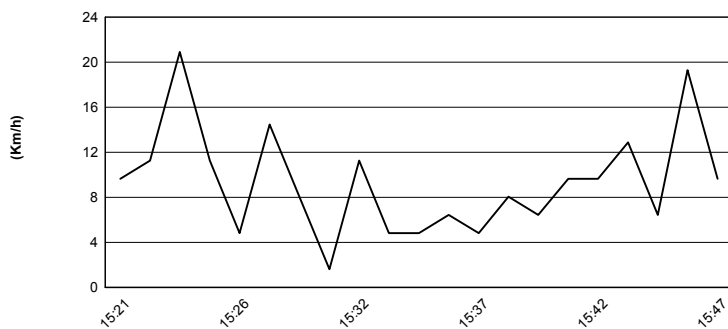
Air Pressure



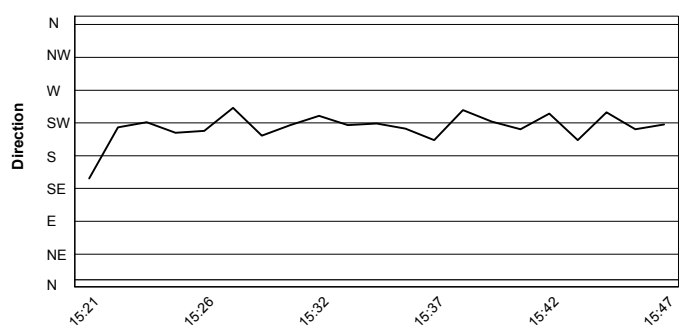
Humidity



Wind Speed



Wind Direction



13/05/2018

These data/results cannot be reproduced, stored and/or transmitted in whole or in part by any manner of electronic, mechanical, photocopying, recording, broadcasting or otherwise now known or herein after developed without the previous express consent by the copyright owner, except for reproduction in daily press and regular printed publications on sale to the public within 60 days of the event related to those data/results and always provided that copyright symbol appears together as follows below.

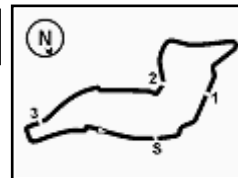
© DORNA WSBK ORGANIZATION Srl 2018



Official Tyre Supplier



Official Timekeeper



PATA Italian Round, 11-12-13 May 2018

Superstock 1000 - Championship Standings

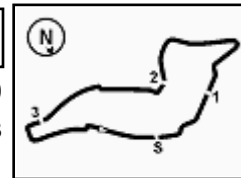
	Points	Points From First	Points From Previous	April 15 ARAGÓN	April 22 ASSEN	May 13 IMOLA	May 27 DONINGTON PARK	June 10 BRNO	July 8 MISANO	September 16 PORTIMÃO	September 30 MAGNY COURS									
1 REITERBERGER Markus (GER)	61			25 1	25 1	11 1														
2 TAMBURINI Roberto (ITA)	60	1		20 2	20 2	20 2														
3 SCHEIB Maximilian (CHI)	45	16	15	13 4	16 3	16 3														
4 SANDI Federico (ITA)	42	19	3	16 3	13 3	13 4														
5 MARINO Florian (FRA)	32	29	10	11 5	11 5	10 5														
6 VITALI Luca (ITA)	28	33	4	9 7	10 6	9 6														
7 FERRARI Matteo (ITA)	25	36	3	0	0	25 7														
8 RUIU Gabriele (ITA)	18	43	7	4 12	9 8	5 8														
9 SALVADORI Luca (ITA)	17	44	1	8 8	5 8	4 9														
10 DELBIANCO Alessandro (ITA)	15	46	2	0	8 12	7 10														
11 RUSSO Riccardo (ITA)	14	47	1	7 9	7 7	0 11														
12 ANDREOZZI Alessandro (ITA)	10	51	4	10 6	0 10	0 12														
13 PINSACH Xavier (ESP)	9	52	1	6 10	3 11	0 13														
14 MANTOVANI Andrea (ITA)	8	53	1	0	0	8 14														
15 BUEHN Jan (GER)	8	53	0	0	6 13	2 14														
16 CAVALIERI Samuele (ITA)	6	55	2	0	0	6 16														
17 SCHACHT Alex (DEN)	5	56	1	5 11	0 14	0 17														
18 BRINK Ricardo (NED)	4	57	1	0	4 15	0 18														
19 VIONNET Eric (SUI)	3	58	1	0	0	3 19														
20 ALBERTO Timothy Joseph Cua (PHI)	3	58	0	3 13	0 16	0 19														
21 SUCHET Valentin (SUI)	3	58	0	2 14	1 16	0 19														
22 ROGERS Fraser (GBR)	2	59	1	0	2 18	0 22														
23 PUSCEDDU Emanuele (ITA)	1	60	1	0	0	1 23														
24 CUDEVILLE Maxime (FRA)	1	60	0	1 15	0 19	0 23														

13/05/2018

First Line: Championship Standings - Second Line: Ranking Progression

These data/results cannot be reproduced, stored and/or transmitted in whole or in part by any manner of electronic, mechanical, photocopying, recording, broadcasting or otherwise now known or herein after developed without the previous express consent by the copyright owner, except for reproduction in daily press and regular printed publications on sale to the public within 60 days of the event related to those data/results and always provided that copyright symbol appears together as follows below.

© DORNA WSBK ORGANIZATION Srl 2018



Imola Circuit 4.936 m

PATA Italian Round, 11-12-13 May 2018

Superstock 1000 - Manufacturers Standings

	Points	Points From First	Points From Previous	April 15	April 22	May 13	May 27	June 10	July 8	September 16	September 30						
				ARAGÓN	ASSEN	IMOLA	DONINGTON PARK	BRNO	MISANO	PORTIMÃO	MAGNY COURS						
1 BMW	70			25 1	25 1	20 1											
2 DUCATI	54	16		16 2	13 2	25 2											
3 APRILIA	45	25	9	13 3	16 2	16 3											
4 YAMAHA	32	38	13	11 4	11 4	10 4											
5 KAWASAKI	21	49	11	7 5	9 5	5 5											

13/05/2018

First Line: Championship Standings - Second Line: Ranking Progression

These data/results cannot be reproduced, stored and/or transmitted in whole or in part by any manner of electronic, mechanical, photocopying, recording, broadcasting or otherwise now known or herein after developed without the previous express consent by the copyright owner, except for reproduction in daily press and regular printed publications on sale to the public within 60 days of the event related to those data/results and always provided that copyright symbol appears together as follows below.

© DORNA WSBK ORGANIZATION Srl 2018

FICR PERUGIA TIMING



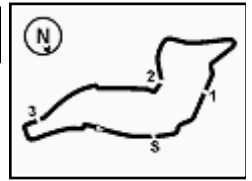
Official Tyre Supplier



Official Timekeeper



7.8
STK1000
120/03



Imola Circuit 4.936 m

PATA Italian Round, 11-12-13 May 2018

Superstock 1000 - Pirelli Best Lap

Points	Points From First	Points From Previous	April 15	April 22	May 13	May 27	June 10	July 8	September 16	September 30																		
			ARAGÓN	ASSEN	IMOLA	DONINGTON PARK	BRNO	MISANO	PORTIMÃO	MAGNY COURS																		
Fastest Laps																												
1 REITERBERGER Markus (GER)	2		1	1																								
2 TAMBURINI Roberto (ITA)	1	1			1																							

13/05/2018

These data/results cannot be reproduced, stored and/or transmitted in whole or in part by any manner of electronic, mechanical, photocopying, recording, broadcasting or otherwise now known or herein after developed without the previous express consent by the copyright owner, except for reproduction in daily press and regular printed publications on sale to the public within 60 days of the event related to those data/results and always provided that copyright symbol appears together as follows below.

© DORNA WSBK ORGANIZATION Srl 2018

FKR PERUGIA TIMING



Official Tyre Supplier



Official Timekeeper

PATA Italian Round, 11-12-13 May 2018

Superstock 1000 - Race Winners

	2015	2016	2017	2018
01 Motorland Aragon	Tamburini R. (Ita) Bmw	Mercado L. (Arg) Duc	Rinaldi M. (Ita) Duc	Reiterberger M. (Ger) Bmw
02 TT Circuit Assen	Savadori L. (Ita) Apr	De Rosa R. (Ita) Bmw	Razgatioglu T. (Tur) Kaw	Reiterberger M. (Ger) Bmw
03 Autodromo Imola	Savadori L. (Ita) Apr	Mercado L. (Arg) Duc	Rinaldi M. (Ita) Duc	Ferrari M. (Ita) Duc
04 Donington Park	Savadori L. (Ita) Apr	De Rosa R. (Ita) Bmw	Razgatioglu T. (Tur) Kaw	
06 Misano World Circuit	Savadori L. (Ita) Apr	Mahias L. (Fra) Yam	Faccani M. (Ita) Bmw	
07 Portimão	Tamburini R. (Ita) Bmw		Razgatioglu T. (Tur) Kaw	
08 Magny-Cours	Guarnoni J. (Fra) Yam	Mahias L. (Fra) Yam	Guarnoni J. (Fra) Kaw	

2018

2 M. Reiterberger
 1 M. Ferrari

ALL TIMES

11 A. Badovini	4 M. Fabrizio	2 K. Sofuoglu	1 C. Coxhell	1 M. Scheib
10 S. Barrier	4 D. Giugliano	2 M. Baiocco	1 I. Sala	
8 X. Simeon	4 B. Roberts	2 L. Scassa	1 M. Bauer	
8 L. Savadori	4 D. Petrucci	2 N. Canepa	1 M. Laverty	
7 J. Ellison	3 W. Tortoroglio	2 E. La Marra	1 M. Smrz	
7 M. Berger	3 C. Burns	2 R. De Rosa	1 M. Roccoli	
7 C. Corti	3 D. Van Keymeulen	2 L. Mahias	1 O. Jezek	
6 L. Mercado	3 R. Chiarello	1 V. Scatola	1 M. Lussiana	
5 G. Vizziello	3 B. Staring	1 F. Capriotti	1 M. Aitchison	
5 A. Polita	3 R. Tamburini	1 J. Morley	1 M. Pirro	
5 J. Guarnoni	3 M. Reiterberger	1 G. Mason	1 L. Zanetti	
4 V. Iannuzzo	3 M. Rinaldi	1 C. Vermeulen	1 K. Valk	
4 L. Alfonsi	3 T. Razgatioglu	1 D. Tosolini	1 M. Ferrari	
4 D. Oliver	2 D. Jefferies	1 M. Heckles	1 M. Faccani	
4 L. Lanzi	2 K. Harris	1 L. Mauri		

13/05/2018

These data/results cannot be reproduced, stored and/or transmitted in whole or in part by any manner of electronic, mechanical, photocopying, recording, broadcasting or otherwise now known or herein after developed without the previous express consent by the copyright owner, except for reproduction in daily press and regular printed publications on sale to the public within 60 days of the event related to those data/results and always provided that copyright symbol appears together as follows below.

© DORNA WSBK ORGANIZATION Srl 2018

FKR PERUGIA TIMING



Official Tyre Supplier



Official Timekeeper