

PATA Italian Round, 11-12-13 May 2018

Superstock 1000 - Combined Results

Imola Circuit 4.936 m

No.	Rider	Nat	Team	Bike	FP1	FP2	FP3	Time	Gap	Rel.	Avg Laps
1	15 F. SANDI	ITA	MOTOCORSA Racing	Ducati 1199 Panigale R	1'50.723	1'49.977		1'49.977			161,576 24
2	2 R. TAMBURINI	ITA	Berclaz Racing Team	BMW S 1000 RR	1'51.285	1'50.239		1'50.239	0.262	0.262	161,192 18
3	28 M. REITERBERGER	GER	alpha Racing-Van Zon-BMW	BMW S 1000 RR	1'50.685	1'50.273		1'50.273	0.296	0.034	161,142 22
4	84 R. RUSSO	ITA	C.M. Racing	Kawasaki ZX-10RR	1'50.995	1'51.396		1'50.995	1.018	0.722	160,094 19
5	70 L. VITALI	ITA	Aprilia Racing Team	Aprilia RSV4 RF	1'52.283	1'51.031		1'51.031	1.054	0.036	160,042 23
6	21 F. MARINO	FRA	URBIS Yamaha Motocrossing STK Team	Yamaha YZF R1	1'51.649	1'51.367		1'51.367	1.390	0.336	159,559 20
7	6 E. PUSCEDDU	ITA	D.K. Racing	BMW S 1000 RR	1'53.324	1'51.675		1'51.675	1.698	0.308	159,119 23
8	9 A. MANTOVANI	ITA	Nuova M2 Racing	Aprilia RSV4 RF		1'51.791		1'51.791	1.814	0.116	158,954 14
9	76 S. CAVALIERI	ITA	Barni Racing Team	Ducati 1199 Panigale R	1'52.027	1'51.799		1'51.799	1.822	0.008	158,942 23
10	11 M. FERRARI	ITA	Barni Racing Team	Ducati 1199 Panigale R	1'51.841	1'51.822		1'51.822	1.845	0.023	158,910 16
11	16 G. RUJU	ITA	Team Pedercini Racing	Kawasaki ZX-10RR	1'53.720	1'52.166		1'52.166	2.189	0.344	158,422 27
12	7 M. SCHEIB	CHI	Aprilia Racing Team	Aprilia RSV4 RF	1'52.283	1'52.868		1'52.283	2.306	0.117	158,257 13
13	23 L. SALVADORI	ITA	Berclaz Racing Team	BMW S 1000 RR	1'52.634	1'52.290		1'52.290	2.313	0.007	158,247 18
14	52 A. DELBIANCO	ITA	GULF ALTHEA BMW Racing Team	BMW S 1000 RR	1'53.249	1'52.311		1'52.311	2.334	0.021	158,218 21
15	51 E. VIONNET	SUI	MOTOS VIONNET	BMW S 1000 RR	1'53.647	1'52.422		1'52.422	2.445	0.111	158,062 19
16	45 J. BUEHN	GER	alpha Racing-Van Zon-BMW	BMW S 1000 RR	1'53.174	1'52.615		1'52.615	2.638	0.193	157,791 24
17	59 A. SCHACHT	DEN	EAB SCHACHT Racing Team	Ducati 1199 Panigale R	1'52.949	1'52.714		1'52.714	2.737	0.099	157,652 23
18	77 T. ALBERTO	PHI	MOTOCORSA Racing	Ducati 1199 Panigale R	1'54.985	1'53.214		1'53.214	3.237	0.500	156,956 25
19	46 M. CUDEVILLE	FRA	Flembo Leader Team	Kawasaki ZX-10RR	1'57.160	1'54.221		1'54.221	4.244	1.007	155,572 24
20	55 F. MARCHIONNI	ITA	SPEED ACTION	Yamaha YZF R1	1'54.997	1'54.467		1'54.467	4.490	0.246	155,238 17
21	80 A. PONTONE	ITA	FM Motoracing	Yamaha YZF R1	1'56.314	1'55.086		1'55.086	5.109	0.619	154,403 24
22	31 V. SUCHET	SUI	Flembo Leader Team	Kawasaki ZX-10RR	1'56.511	1'55.315		1'55.315	5.338	0.229	154,096 24
23	10 A. YEGIN	TUR	Nutec - Benjan - Kawasaki	Kawasaki ZX-10RR	2'02.782	2'00.696		2'00.696	10.719	5.381	147,226 25

11/05/2018

These data/results cannot be reproduced, stored and/or transmitted in whole or in part by any manner of electronic, mechanical, photocopying, recording, broadcasting or otherwise now known or herein after developed without the previous express consent by the copyright owner, except for reproduction in daily press and regular printed publications on sale to the public within 60 days of the event related to those data/results and always provided that copyright symbol appears together as follows below.

© DORNA WSBK ORGANIZATION Srl 2018

FIKR PERUGIA TIMING



Official Tyre Supplier



Official Timekeeper

PATA Italian Round, 11-12-13 May 2018

Superstock 1000 - Results Free Practice 2nd Session

No.	Rider	Nat	Team	Bike	Time	Gap	Rel.	Laps	Speed	
									Avg	Max
1	15 F. SANDI	ITA	MOTOCORSA Racing	Ducati 1199 Panigale R	1'49.977			12	161,576	264,9
2	2 R. TAMBURINI	ITA	Berclaz Racing Team	BMW S 1000 RR	1'50.239	0.262	0.262	12	161,192	270,9
3	28 M. REITERBERGER	GER	alpha Racing-Van Zon-BMW	BMW S 1000 RR	1'50.273	0.296	0.034	11	161,142	272,2
4	70 L. VITALI	ITA	Aprilia Racing Team	Aprilia RSV4 RF	1'51.031	1.054	0.758	11	160,042	270,2
5	21 F. MARINO	FRA	URBIS Yamaha Motoxrcing STK Team	Yamaha YZF R1	1'51.367	1.390	0.336	10	159,559	269,5
6	84 R. RUSSO	ITA	C.M. Racing	Kawasaki ZX-10RR	1'51.396	1.419	0.029	10	159,517	261,0
7	6 E. PUSCEDDU	ITA	D.K. Racing	BMW S 1000 RR	1'51.675	1.698	0.279	12	159,119	267,5
8	9 A. MANTOVANI	ITA	Nuova M2 Racing	Aprilia RSV4 RF	1'51.791	1.814	0.116	12	158,954	262,3
9	76 S. CAVALIERI	ITA	Barni Racing Team	Ducati 1199 Panigale R	1'51.799	1.822	0.008	12	158,942	261,0
10	11 M. FERRARI	ITA	Barni Racing Team	Ducati 1199 Panigale R	1'51.822	1.845	0.023	7	158,910	272,2
11	16 G. RUIU	ITA	Team Pedercini Racing	Kawasaki ZX-10RR	1'52.166	2.189	0.344	14	158,422	257,3
12	23 L. SALVADORI	ITA	Berclaz Racing Team	BMW S 1000 RR	1'52.290	2.313	0.124	11	158,247	265,5
13	52 A. DELBIANCO	ITA	GULF ALTHEA BMW Racing Team	BMW S 1000 RR	1'52.311	2.334	0.021	11	158,218	264,9
14	51 E. VIONNET	SUI	MOTOS VIONNET	BMW S 1000 RR	1'52.422	2.445	0.111	7	158,062	265,5
15	45 J. BUEHN	GER	alpha Racing-Van Zon-BMW	BMW S 1000 RR	1'52.615	2.638	0.193	12	157,791	245,6
16	59 A. SCHACHT	DEN	EAB SCHACHT Racing Team	Ducati 1199 Panigale R	1'52.714	2.737	0.099	11	157,652	259,2
17	7 M. SCHEIB	CHI	Aprilia Racing Team	Aprilia RSV4 RF	1'52.868	2.891	0.154	2	157,437	261,7
18	77 T. ALBERTO	PHI	MOTOCORSA Racing	Ducati 1199 Panigale R	1'53.214	3.237	0.346	14	156,956	263,6
19	46 M. CUDEVILLE	FRA	Flembo Leader Team	Kawasaki ZX-10RR	1'54.221	4.244	1.007	12	155,572	254,9
20	55 F. MARCHIONNI	ITA	SPEED ACTION	Yamaha YZF R1	1'54.467	4.490	0.246	8	155,238	255,5
21	80 A. PONTONE	ITA	FM Motoracing	Yamaha YZF R1	1'55.086	5.109	0.619	12	154,403	259,2
22	31 V. SUCHET	SUI	Flembo Leader Team	Kawasaki ZX-10RR	1'55.315	5.338	0.229	12	154,096	249,6
----- Out 107% in this Session -----										
23	10 A. YEGIN	TUR	Nutec - Benjan - Kawasaki	Kawasaki ZX-10RR	2'00.696	10.719	5.381	13	147,226	219,7

Qualifying Lap Time (107% of 1'49.977): 1'57.676

AIR	Humidity:	46%	Temp:	27°C
TRACK	Condition:	Dry	Temp:	43°C

Records	Pole (QP)	2015	O.Jezek	1'49.071	162,920	Km/h
	Race (RC)	2017	M.Scheib	1'49.381	162,460	Km/h
	Circuit (QP)	2015	O.Jezek	1'49.071	162,920	Km/h

Start 11/05/2018 14:15 End 14:47 The results are provisional until the end of the time limit for protests and appeals and the completion of the technical checks.

These data/results cannot be reproduced, stored and/or transmitted in whole or in part by any manner of electronic, mechanical, photocopying, recording, broadcasting or otherwise now known or herein after developed without the previous express consent by the copyright owner, except for reproduction in daily press and regular printed publications on sale to the public within 60 days of the event related to those data/results and always provided that copyright symbol appears together as follows below.

© DORNA WSBK ORGANIZATION Srl 2018

PATA Italian Round, 11-12-13 May 2018

Superstock 1000 - Results Free Practice 2nd Session

Session Highlights

Local Time	No. Rider	Description
14.15.00		Start
14.17.32	51 E. VIONNET	Check Transponder
14.18.12	10 A. YEGIN	Current Lap Cancelled - Exceeded Track Limits - Turn 22
14.19.00	51 E. VIONNET	Check Transponder
14.20.34	7 M. SCHEIB	Current Lap Cancelled - Exceeded Track Limits - Turn 14
14.20.43	7 M. SCHEIB	Crashed - Turn 14
14.21.13	52 A. DELBIANCO	Lap Cancelled (1'51.230) - Exceeded Track Limits
14.21.20	52 A. DELBIANCO	Current Lap Cancelled - Exceeded Track Limits
14.22.14	28 M. REITERBERGER	On the Gravel - Re-Joined - Turn 12
14.24.30	77 T. ALBERTO	Lap Cancelled (1'55.896) - Exceeded Track Limits - Turn 22
14.24.34	77 T. ALBERTO	Current Lap Cancelled - Exceeded Track Limits
14.25.08	59 A. SCHACHT	Lap Cancelled (1'53.432) - Exceeded Track Limits - Turn 22
14.25.14	59 A. SCHACHT	Current Lap Cancelled - Exceeded Track Limits
14.29.28	2 R. TAMBURINI	On the Gravel - Re-Joined - Turn 5
14.33.51	76 S. CAVALIERI	Lap Cancelled (1'51.137) - Exceeded Track Limits - Turn 22
14.34.15	11 M. FERRARI	Lap Cancelled (2'05.109) - Exceeded Track Limits - Turn 22
14.34.20	11 M. FERRARI	Current Lap Cancelled - Exceeded Track Limits
14.35.03	52 A. DELBIANCO	Lap Cancelled (1'51.790) - Exceeded Track Limits - Turn 22
14.35.15	52 A. DELBIANCO	Current Lap Cancelled - Exceeded Track Limits
14.40.56	52 A. DELBIANCO	Lap Cancelled (1'51.915) - Exceeded Track Limits - Turn 22
14.41.01	84 R. RUSSO	Lap Cancelled (1'52.407) - Exceeded Track Limits - Turn 22
14.41.05	59 A. SCHACHT	Lap Cancelled (1'51.846) - Exceeded Track Limits - Turn 22
14.41.08	52 A. DELBIANCO	Current Lap Cancelled - Exceeded Track Limits
14.41.12	84 R. RUSSO	Current Lap Cancelled - Exceeded Track Limits
14.41.15	59 A. SCHACHT	Current Lap Cancelled - Exceeded Track Limits
14.41.19	15 F. SANDI	On the Gravel - Re-Joined - Turn 2
14.41.50	45 J. BUEHN	Lap Cancelled (2'17.039) - Exceeded Track Limits - Turn 22
14.41.53	45 J. BUEHN	Current Lap Cancelled - Exceeded Track Limits
14.42.28	10 A. YEGIN	Lap Cancelled (2'00.501) - Exceeded Track Limits - Turn 22
14.42.31	10 A. YEGIN	Current Lap Cancelled - Exceeded Track Limits
14.43.26	51 E. VIONNET	Lap Cancelled (1'53.014) - Exceeded Track Limits - Turn 22
14.43.29	51 E. VIONNET	Current Lap Cancelled - Exceeded Track Limits
14.44.19	59 A. SCHACHT	Technical Problem - Turn 13
14.46.57	84 R. RUSSO	Lap Cancelled (1'51.176) - Exceeded Track Limits - Turn 21
14.47.05		End Of Session

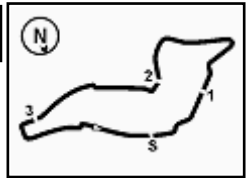
Fastest Laps Sequence

No.	Rider	Nat	Team	Bike	Local Time	Time	Gap	Avg
31	V. SUCHET	SUI	Flembo Leader Team	Kawasaki ZX-10RR	14:19'12.490	1'56.298		152,794
6	E. PUSCEDDU	ITA	D.K. Racing	BMW S 1000 RR	14:19'15.785	1'55.410	-0.888	153,969
7	M. SCHEIB	CHI	Aprilia Racing Team	Aprilia RSV4 RF	14:19'19.007	1'52.868	-2.542	157,437
52	A. DELBIANCO	ITA	GULF ALTHEA BMW Racing Team	BMW S 1000 RR	14:19'19.610	1'52.773	-0.095	157,570
15	F. SANDI	ITA	MOTOCORSA Racing	Ducati 1199 Panigale R	14:20'24.034	1'51.927	-0.846	158,761
21	F. MARINO	FRA	URBIS Yamaha Motoxracing STK Team	Yamaha YZF R1	14:20'49.087	1'51.796	-0.131	158,947
2	R. TAMBURINI	ITA	Berclaz Racing Team	BMW S 1000 RR	14:23'01.373	1'51.571	-0.225	159,267
15	F. SANDI	ITA	MOTOCORSA Racing	Ducati 1199 Panigale R	14:24'12.037	1'50.486	-1.085	160,831
28	M. REITERBERGER	GER	alpha Racing-Van Zon-BMW	BMW S 1000 RR	14:33'38.658	1'50.273	-0.213	161,142
2	R. TAMBURINI	ITA	Berclaz Racing Team	BMW S 1000 RR	14:39'41.623	1'50.239	-0.034	161,192
15	F. SANDI	ITA	MOTOCORSA Racing	Ducati 1199 Panigale R	14:45'03.876	1'49.977	-0.262	161,576

Start 14:15 End 14:47 The results are provisional until the end of the time limit for protests and appeals and the completion of the technical checks.

These data/results cannot be reproduced, stored and/or transmitted in whole or in part by any manner of electronic, mechanical, photocopying, recording, broadcasting or otherwise now known or herein after developed without the previous express consent by the copyright owner, except for reproduction in daily press and regular printed publications on sale to the public within 60 days of the event related to those data/results and always provided that copyright symbol appears together as follows below.

© DORNA WSBK ORGANIZATION Srl 2018


3.3
STK1000
120/03


Imola Circuit 4.936 m

PATA Italian Round, 11-12-13 May 2018
Superstock 1000 - Best Sector & Speed Free Practice 2nd Session

BEST LAP			
1	15 F. SANDI	Ducati 1199 Panigale R	1'49.977
2	2 R. TAMBURINI	BMW S 1000 RR	1'50.239
3	28 M. REITERBERGER	BMW S 1000 RR	1'50.273
4	70 L. VITALI	Aprilia RSV4 RF	1'51.031
5	21 F. MARINO	Yamaha YZF R1	1'51.367
6	84 R. RUSSO	Kawasaki ZX-10RR	1'51.396
7	6 E. PUSCEDDU	BMW S 1000 RR	1'51.675
8	9 A. MANTOVANI	Aprilia RSV4 RF	1'51.791
9	76 S. CAVALIERI	Ducati 1199 Panigale R	1'51.799
10	11 M. FERRARI	Ducati 1199 Panigale R	1'51.822
11	16 G. RUIU	Kawasaki ZX-10RR	1'52.166
12	23 L. SALVADORI	BMW S 1000 RR	1'52.290
13	52 A. DELBIANCO	BMW S 1000 RR	1'52.311
14	51 E. VIONNET	BMW S 1000 RR	1'52.422
15	45 J. BUEHN	BMW S 1000 RR	1'52.615
16	59 A. SCHACHT	Ducati 1199 Panigale R	1'52.714
17	7 M. SCHEIB	Aprilia RSV4 RF	1'52.868
18	77 T. ALBERTO	Ducati 1199 Panigale R	1'53.214
19	46 M. CUDEVILLE	Kawasaki ZX-10RR	1'54.221
20	55 F. MARCHIONNI	Yamaha YZF R1	1'54.467
21	80 A. PONTONE	Yamaha YZF R1	1'55.086
22	31 V. SUCHET	Kawasaki ZX-10RR	1'55.315
23	10 A. YEGIN	Kawasaki ZX-10RR	2'00.696

SPEED			
1	28 M. REITERBERGER	BMW S 1000 RR	272,2
2	11 M. FERRARI	Ducati 1199 Panigale R	272,2
3	2 R. TAMBURINI	BMW S 1000 RR	270,9
4	70 L. VITALI	Aprilia RSV4 RF	270,2
5	21 F. MARINO	Yamaha YZF R1	269,5
6	6 E. PUSCEDDU	BMW S 1000 RR	267,5
7	51 E. VIONNET	BMW S 1000 RR	265,5
8	23 L. SALVADORI	BMW S 1000 RR	265,5
9	15 F. SANDI	Ducati 1199 Panigale R	264,9
10	52 A. DELBIANCO	BMW S 1000 RR	264,9
11	77 T. ALBERTO	Ducati 1199 Panigale R	263,6
12	9 A. MANTOVANI	Aprilia RSV4 RF	262,3
13	7 M. SCHEIB	Aprilia RSV4 RF	261,7
14	84 R. RUSSO	Kawasaki ZX-10RR	261,0
15	76 S. CAVALIERI	Ducati 1199 Panigale R	261,0
16	59 A. SCHACHT	Ducati 1199 Panigale R	259,2
17	80 A. PONTONE	Yamaha YZF R1	259,2
18	16 G. RUIU	Kawasaki ZX-10RR	257,3
19	55 F. MARCHIONNI	Yamaha YZF R1	255,5
20	46 M. CUDEVILLE	Kawasaki ZX-10RR	254,9
21	31 V. SUCHET	Kawasaki ZX-10RR	249,6
22	45 J. BUEHN	BMW S 1000 RR	245,6
23	10 A. YEGIN	Kawasaki ZX-10RR	219,7

SEG. 1			SEG. 2			SEG. 3			SEG. 4		
1	2 R. TAMBURINI	23.344	1	15 F. SANDI	34.252	1	15 F. SANDI	29.253	1	21 F. MARINO	22.933
2	15 F. SANDI	23.433	2	28 M. REITERBERGER	34.394	2	28 M. REITERBERGER	29.297	2	15 F. SANDI	22.953
3	11 M. FERRARI	23.449	3	2 R. TAMBURINI	34.432	3	2 R. TAMBURINI	29.364	3	2 R. TAMBURINI	23.021
4	28 M. REITERBERGER	23.471	4	76 S. CAVALIERI	34.447	4	52 A. DELBIANCO	29.391	4	28 M. REITERBERGER	23.031
5	70 L. VITALI	23.566	5	84 R. RUSSO	34.546	5	70 L. VITALI	29.486	5	76 S. CAVALIERI	23.172
6	9 A. MANTOVANI	23.613	6	21 F. MARINO	34.707	6	6 E. PUSCEDDU	29.568	6	70 L. VITALI	23.187
7	7 M. SCHEIB	23.651	7	70 L. VITALI	34.792	7	84 R. RUSSO	29.576	7	84 R. RUSSO	23.231
8	6 E. PUSCEDDU	23.695	8	7 M. SCHEIB	34.818	8	59 A. SCHACHT	29.616	8	6 E. PUSCEDDU	23.276
9	16 G. RUIU	23.721	9	11 M. FERRARI	34.905	9	21 F. MARINO	29.632	9	7 M. SCHEIB	23.291
10	84 R. RUSSO	23.733	10	59 A. SCHACHT	34.906	10	76 S. CAVALIERI	29.666	10	11 M. FERRARI	23.296
11	76 S. CAVALIERI	23.740	11	9 A. MANTOVANI	34.951	11	16 G. RUIU	29.711	11	9 A. MANTOVANI	23.301
12	59 A. SCHACHT	23.745	12	6 E. PUSCEDDU	35.013	12	45 J. BUEHN	29.743	12	59 A. SCHACHT	23.379
13	21 F. MARINO	23.768	13	51 E. VIONNET	35.051	13	51 E. VIONNET	29.799	13	23 L. SALVADORI	23.384
14	23 L. SALVADORI	23.769	14	52 A. DELBIANCO	35.100	14	9 A. MANTOVANI	29.855	14	45 J. BUEHN	23.387
15	52 A. DELBIANCO	23.774	15	23 L. SALVADORI	35.112	15	11 M. FERRARI	29.877	15	51 E. VIONNET	23.431
16	51 E. VIONNET	23.775	16	16 G. RUIU	35.196	16	77 T. ALBERTO	29.888	16	16 G. RUIU	23.459
17	45 J. BUEHN	24.000	17	45 J. BUEHN	35.289	17	23 L. SALVADORI	29.947	17	52 A. DELBIANCO	23.510
18	77 T. ALBERTO	24.052	18	77 T. ALBERTO	35.290	18	7 M. SCHEIB	30.227	18	77 T. ALBERTO	23.549
19	55 F. MARCHIONNI	24.391	19	46 M. CUDEVILLE	35.804	19	46 M. CUDEVILLE	30.254	19	46 M. CUDEVILLE	23.613
20	80 A. PONTONE	24.483	20	55 F. MARCHIONNI	35.861	20	55 F. MARCHIONNI	30.401	20	55 F. MARCHIONNI	23.718
21	46 M. CUDEVILLE	24.543	21	80 A. PONTONE	35.998	21	80 A. PONTONE	30.410	21	10 A. YEGIN	23.871
22	31 V. SUCHET	24.610	22	31 V. SUCHET	36.001	22	31 V. SUCHET	30.496	22	31 V. SUCHET	23.941
23	10 A. YEGIN	25.357	23	10 A. YEGIN	37.840	23	10 A. YEGIN	32.277	23	80 A. PONTONE	23.971

11/05/2018

These data/results cannot be reproduced, stored and/or transmitted in whole or in part by any manner of electronic, mechanical, photocopying, recording, broadcasting or otherwise now known or herein after developed without the previous express consent by the copyright owner, except for reproduction in daily press and regular printed publications on sale to the public within 60 days of the event related to those data/results and always provided that copyright symbol appears together as follows below.

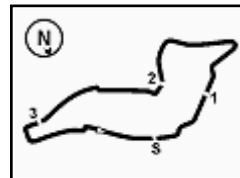
© DORNA WSBK ORGANIZATION Srl 2018

FICR PERUGIA TIMING


Official Tyre Supplier



Official Timekeeper



Imola Circuit 4.936 m

PATA Italian Round, 11-12-13 May 2018

Superstock 1000 - Ideal Time Free Practice 2nd Session

No. Rider	Nat	Bike	Seg. 1	Seg. 2	Seg. 3	Seg. 4	Ideal Time			
			Diff. 1	Diff. 2	Diff. 3	Diff. 4	Best Lap	Pos.	Diff.	
1	15 F. SANDI	ITA	Ducati 1199 Panigale R	23.433	34.252	29.253 0.086	22.953	1'49.891 1'49.977	1	0.086
2	2 R. TAMBURINI	ITA	BMW S 1000 RR	23.344 0.078	34.432	29.364	23.021	1'50.161 1'50.239	2	0.078
3	28 M. REITERBERGER	GER	BMW S 1000 RR	23.471	34.394 0.080	29.297	23.031	1'50.193 1'50.273	3	0.080
4	76 S. CAVALIERI	ITA	Ducati 1199 Panigale R	23.740 0.089	34.447 0.329	29.666 0.058	23.172 0.298	1'51.025 1'51.799	9	0.774
5	70 L. VITALI	ITA	Aprilia RSV4 RF	23.566	34.792	29.486	23.187	1'51.031 1'51.031	4	
6	21 F. MARINO	FRA	Yamaha YZF R1	23.768 0.120	34.707 0.006	29.632 0.012	22.933 0.189	1'51.040 1'51.367	5	0.327
7	84 R. RUSSO	ITA	Kawasaki ZX-10RR	23.733 0.057	34.546 0.156	29.576 0.097	23.231	1'51.086 1'51.396	6	0.310
8	11 M. FERRARI	ITA	Ducati 1199 Panigale R	23.449	34.905 0.064	29.877	23.296 0.231	1'51.527 1'51.822	10	0.295
9	6 E. PUSCEDDU	ITA	BMW S 1000 RR	23.695 0.123	35.013	29.568	23.276	1'51.552 1'51.675	7	0.123
10	59 A. SCHACHT	DEN	Ducati 1199 Panigale R	23.745 0.134	34.906 0.461	29.616 0.418	23.379 0.055	1'51.646 1'52.714	16	1.068
11	9 A. MANTOVANI	ITA	Aprilia RSV4 RF	23.613	34.951	29.855 0.036	23.301 0.035	1'51.720 1'51.791	8	0.071
12	52 A. DELBIANCO	ITA	BMW S 1000 RR	23.774 0.210	35.100 0.128	29.391	23.510 0.198	1'51.775 1'52.311	13	0.536
13	7 M. SCHEIB	CHI	Aprilia RSV4 RF	23.651 0.299	34.818 0.582	30.227	23.291	1'51.987 1'52.868	17	0.881
14	51 E. VIONNET	SUI	BMW S 1000 RR	23.775 0.113	35.051	29.799 0.242	23.431 0.011	1'52.056 1'52.422	14	0.366
15	16 G. RUIU	ITA	Kawasaki ZX-10RR	23.721	35.196	29.711 0.019	23.459 0.060	1'52.087 1'52.166	11	0.079
16	23 L. SALVADORI	ITA	BMW S 1000 RR	23.769 0.057	35.112	29.947	23.384 0.021	1'52.212 1'52.290	12	0.078
17	45 J. BUEHN	GER	BMW S 1000 RR	24.000	35.289	29.743 0.196	23.387	1'52.419 1'52.615	15	0.196
18	77 T. ALBERTO	PHI	Ducati 1199 Panigale R	24.052	35.290	29.888 0.354	23.549 0.081	1'52.779 1'53.214	18	0.435
19	46 M. CUDEVILLE	FRA	Kawasaki ZX-10RR	24.543 0.007	35.804	30.254	23.613	1'54.214 1'54.221	19	0.007
20	55 F. MARCHIONNI	ITA	Yamaha YZF R1	24.391 0.001	35.861 0.095	30.401	23.718	1'54.371 1'54.467	20	0.096
21	80 A. PONTONE	ITA	Yamaha YZF R1	24.483	35.998	30.410 0.212	23.971 0.012	1'54.862 1'55.086	21	0.224
22	31 V. SUCHET	SUI	Kawasaki ZX-10RR	24.610 0.032	36.001 0.208	30.496	23.941 0.027	1'55.048 1'55.315	22	0.267
23	10 A. YEGIN	TUR	Kawasaki ZX-10RR	25.357	37.840 0.123	32.277 0.207	23.871 1.021	1'59.345 2'00.696	23	1.351
Overall Ideal Time				23.344	34.252	29.253	22.933	1'49.782		

11/05/2018

These data/results cannot be reproduced, stored and/or transmitted in whole or in part by any manner of electronic, mechanical, photocopying, recording, broadcasting or otherwise now known or herein after developed without the previous express consent by the copyright owner, except for reproduction in daily press and regular printed publications on sale to the public within 60 days of the event related to those data/results and always provided that copyright symbol appears together as follows below.

© DORNA WSBK ORGANIZATION Srl 2018

PIRELLI PERUGIA TIMING

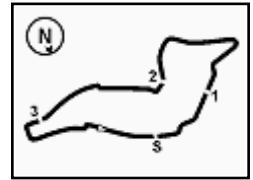

Official Tyre Supplier



Official Timekeeper



3.5
STK1000
120/03



Imola Circuit 4.936 m

PATA Italian Round, 11-12-13 May 2018

Superstock 1000 - Chronological Analysis Free Practice 2nd Session

1 / 3

1° 15 F. SANDI (1'49.977)							
Lap	Seg.1	Seg.2	Seg.3	Seg.4	Lap Time	km/h	Local Time
1							14:16'25.802
2	34.756	37.366	30.314	23.869	2'06.305P	207,4	14:18'32.107
3	23.844	34.954	29.698	23.431	1'51.927	254,9	14:20'24.034
4	24.091	38.446	30.013	24.967	1'57.517	264,9	14:22'21.551
5	23.465	34.745	29.253	23.023	1'50.486	259,8	14:24'12.037
6	23.784	34.512	29.317	23.409	1'51.022	258,5	14:26'03.059
7	26.215	38.101	30.787	23.471	1'58.574	250,7	14:28'01.633
8	23.679	34.665	29.482	23.137	1'50.963	256,7	14:29'52.596
9	23.852	36.179	31.444	5'26.305	6'57.780P	247,3	14:36'50.376
10	44.781	39.771	30.341	23.696	2'18.589P		14:39'08.965
11	23.433	34.474	29.368	23.023	1'50.298	259,8	14:40'59.263
12	32.971	39.405	38.133	24.127	2'14.636	261,0	14:43'13.899
13	23.433	34.252	29.339	22.953	1'49.977	259,2	14:45'03.876

1							14:16'48.926
2	39.376	35.601	29.941	23.447	2'08.365P	203,9	14:18'57.291
3	23.880	34.883	29.878	23.155	1'51.796	264,2	14:20'49.087
4	23.768	35.067	29.866	23.588	1'52.289	269,5	14:22'41.376
5	23.888	34.713	29.644	23.122	1'51.367	264,9	14:24'32.743
6	23.978	34.865	29.660	23.143	1'51.646	256,1	14:26'24.389
7	23.853	34.732	29.652	23.140	1'51.377	265,5	14:28'15.766
8	24.439	36.141	30.689	4'46.877	6'18.146P	243,4	14:34'33.912
9	33.260	35.065	29.698	23.219	2'01.242P	208,2	14:36'35.154
10	24.099	34.857	29.763	5'01.468	6'30.187P	264,2	14:43'05.341
11	33.335	34.707	29.632	22.933	2'00.607P	206,6	14:45'05.948

2° 2 R. TAMBURINI (1'50.239)							
Lap	Seg.1	Seg.2	Seg.3	Seg.4	Lap Time	km/h	Local Time
1							14:17'06.640
2	35.558	37.167	31.954	24.252	2'08.931P	153,3	14:19'15.571
3	24.442	35.602	30.128	24.059	1'54.231	240,7	14:21'09.802
4	23.645	34.747	29.652	23.527	1'51.571	267,5	14:23'01.373
5	23.534	34.770	29.484	23.129	1'50.917	260,4	14:24'52.290
6	23.442	34.432	29.646	23.133	1'50.653	262,3	14:26'42.943
7	23.394	34.557	29.456	23.586	1'50.993	257,9	14:28'33.936
8	23.526	43.511	30.205	5'38.232	7'15.474P	265,5	14:35'49.410
9	33.339	35.356	29.850	23.429	2'01.974P	200,5	14:37'51.384
10	23.422	34.432	29.364	23.021	1'50.239	269,5	14:39'41.623
11	23.595	35.909	30.129	49.236	2'18.869P	270,9	14:42'00.492
12	34.628	35.584	30.245	26.808	2'07.265P	181,3	14:44'07.757
13	23.344	34.524	29.457	23.091	1'50.416	266,8	14:45'58.173

6° 84 R. RUSSO (1'51.396)							
Lap	Seg.1	Seg.2	Seg.3	Seg.4	Lap Time	km/h	Local Time
1							14:19'50.906
2	37.516	38.048	36.655	24.033	2'16.252P	185,7	14:22'07.158
3	24.055	34.997	29.803	23.456	1'52.311	261,0	14:23'59.469
4	23.733	35.149	29.896	23.367	1'52.145	254,3	14:25'51.614
5	24.204	34.997	29.576	23.441	1'52.218	247,3	14:27'43.832
6	25.045	39.193	32.759	7'21.015	8'58.012P	248,4	14:36'41.844
7	36.897	40.748	36.021	23.348	2'17.014P	203,1	14:38'58.858
8	23.768	34.715	29.884	24.040	1'52.407C	255,5	14:40'51.265
9	27.967	35.103	29.539	23.185	1'55.794C	232,9	14:42'47.059
10	23.790	34.702	29.673	23.231	1'51.396	252,5	14:44'38.455
11	23.753	34.546	29.591	23.286	1'51.176C	250,2	14:46'29.631

3° 28 M. REITERBERGER (1'50.273)							
Lap	Seg.1	Seg.2	Seg.3	Seg.4	Lap Time	km/h	Local Time
1							14:16'26.948
2	35.733	37.617	32.270	23.952	2'09.572P	195,1	14:18'36.520
3	24.598	36.954	30.485	24.220	1'56.257	225,2	14:20'32.777
4	23.597	40.163	33.765	7'31.640	9'09.165P	270,2	14:29'41.942
5	36.049	34.903	31.564	23.927	2'06.443P	188,3	14:31'48.385
6	23.471	34.474	29.297	23.031	1'50.273	268,8	14:33'38.658
7	23.588	34.490	29.380	23.171	1'50.629	268,8	14:35'29.287
8	23.634	34.583	29.478	23.233	1'50.928	268,2	14:37'20.215
9	23.687	34.485	29.413	23.137	1'50.722	270,9	14:39'10.937
10	24.989	37.623	31.342	1'49.204	3'23.158P	255,5	14:42'34.095
11	33.859	35.831	30.168	23.382	2'03.240P	209,4	14:44'37.335
12	23.683	34.394	30.327	23.286	1'51.690	272,2	14:46'29.025

7° 6 E. PUSCEDDU (1'51.675)							
Lap	Seg.1	Seg.2	Seg.3	Seg.4	Lap Time	km/h	Local Time
1							14:14'51.581
2	46.903	43.301	33.622	24.968	2'28.794P	183,8	14:17'20.375
3	24.400	35.919	30.994	24.097	1'55.410	250,2	14:19'15.785
4	24.458	35.782	30.154	23.900	1'54.294	242,3	14:21'10.079
5	23.943	35.135	29.825	23.502	1'52.405	250,7	14:23'02.484
6	23.941	35.184	30.103	23.881	1'53.109	254,9	14:24'55.593
7	23.902	35.014	29.904	23.440	1'52.260	262,3	14:26'47.853
8	23.892	39.432	33.293	5'50.281	7'26.898P	264,9	14:34'14.751
9	47.278	41.775	31.081	25.308	2'25.442P	124,8	14:36'40.193
10	24.113	35.357	29.842	23.371	1'52.683	259,8	14:38'32.876
11	23.695	35.088	30.105	23.306	1'52.194	266,8	14:40'25.070
12	24.367	37.094	30.800	23.574	1'55.835	254,9	14:42'20.905
13	23.818	35.013	29.568	23.276	1'51.675	261,7	14:44'12.580

4° 70 L. VITALI (1'51.031)							
Lap	Seg.1	Seg.2	Seg.3	Seg.4	Lap Time	km/h	Local Time
1							14:16'28.169
2	43.288	36.396	30.528	23.759	2'13.971P	201,6	14:18'42.140
3	23.891	35.337	30.170	23.620	1'53.018	261,7	14:20'35.158
4	24.117	35.555	30.626	23.772	1'54.070	248,4	14:22'29.228
5	24.176	35.817	30.099	23.586	1'53.678	243,4	14:24'22.906
6	23.962	35.231	29.872	23.406	1'52.471	268,8	14:26'15.377
7	23.878	35.212	29.754	23.293	1'52.137	254,9	14:28'07.514
8	23.617	35.105	32.328	6'13.428	7'44.478P	268,8	14:35'51.992
9	33.753	35.433	29.610	23.538	2'02.334P	193,0	14:37'54.326
10	23.566	34.792	29.486	23.187	1'51.031	270,2	14:39'45.357
11	23.598	35.141	29.719	23.250	1'51.708	266,8	14:41'37.065
12	26.661	38.892	32.034	1'42.025	3'19.612P	214,0	14:44'56.677

8° 9 A. MANTOVANI (1'51.791)							
Lap	Seg.1	Seg.2	Seg.3	Seg.4	Lap Time	km/h	Local Time
1							14:17'57.865
2	37.504	37.491	31.465	24.388	2'10.848P	192,3	14:20'08.713
3	24.491	35.690	31.483	24.042	1'55.706	237,5	14:22'04.419
4	24.311	35.731	30.177	23.585	1'53.804	240,2	14:23'58.223
5	24.060	38.191	30.221	23.917	1'56.389	254,3	14:25'54.612
6	23.929	36.177	30.279	23.628	1'54.013	256,7	14:27'48.625
7	23.961	35.263	29.855	23.485	1'52.564	250,7	14:29'41.189
8	23.766	36.066	30.359	4'46.544	6'16.735P	243,4	14:35'57.924
9	33.355	35.849	30.291	23.384	2'02.879P	209,8	14:38'00.803
10	23.875	35.213	29.859	23.389	1'52.336	253,1	14:39'53.139
11	23.888	35.866	30.572	23.883	1'54.209	250,2	14:41'47.348
12	23.782	35.021	29.858	23.301	1'51.962	254,3	14:43'39.310
13	23.613	34.951	29.891	23.336	1'51.791	262,3	14:45'31.101

5° 21 F. MARINO (1'51.367)							
Lap	Seg.1	Seg.2	Seg.3	Seg.4	Lap Time	km/h	Local Time
1							14:16'23.472
2	36.591	38.543	30.830	23.574	2'09.538P	181,6	14:18'33.010
3	24.132	35.296	30.318	23.319	1'53.065	255,5	14:20'26.075
4	23.800	35.169	30.112	23.257	1'52.338	258,5	14:22'18.413

9° 76 S. CAVALIERI (1'51.799)							
Lap	Seg.1	Seg.2	Seg.3	Seg.4	Lap Time	km/h	Local Time
1							14:16'23.472
2	36.591	38.543	30.830	23.574	2'09.538P	181,6	14:18'33.010
3	24.132	35.296	30.318	23.319	1'53.065	255,5	14:20'26.075
4	23.800	35.169	30.112	23.257	1'52.338	258,5	14:22'18.413

11/05/2018 P = Pits In/Out - C = Lap Time Cancelled

These data/results cannot be reproduced, stored and/or transmitted in whole or in part by any manner of electronic, mechanical, photocopying, recording, broadcasting or otherwise now known or herein after developed without the previous express consent by the copyright owner, except for reproduction in daily press and regular printed publications on sale to the public within 60 days of the event related to those data/results and always provided that copyright symbol appears together as follows below.

© DORNA WSBK ORGANIZATION Srl 2018

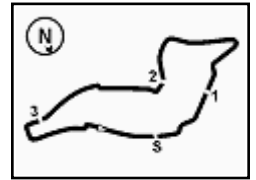
FICR PERUGIA TIMING



Official Tyre Supplier



Official Timekeeper



PATA Italian Round, 11-12-13 May 2018

Superstock 1000 - Chronological Analysis Free Practice 2nd Session

Imola Circuit 4.936 m

2 / 3

5	23.780	35.057	30.122	23.280	1'52.239	261,0	14:24'10.652	9	24.152	35.135	29.622	22.881	1'51.790C	255,5	14:35'02.210
6	23.769	34.948	29.948	23.542	1'52.207	257,3	14:26'02.859	10	26.871	35.426	29.669	23.726	1'55.692C	251,9	14:36'57.902
7	24.983	36.740	31.638	24.014	1'57.375	247,3	14:28'00.234	11	23.984	35.228	29.391	23.708	1'52.311	264,9	14:38'50.213
8	23.847	34.833	31.752	24.315	1'54.747	259,8	14:29'54.981	12	24.088	35.353	29.735	22.739	1'51.915C	253,1	14:40'42.128
9	23.829	34.776	29.724	23.470	1'51.799	252,5	14:31'46.780								
10	23.740	34.447	29.666	23.284	1'51.137C	260,4	14:33'37.917								
11	25.682	37.295	31.751	5'50.314	7'25.042P	219,7	14:41'02.959								
12	35.776	36.333	31.262	23.468	2'06.839P	189,3	14:43'09.798								
13	23.836	34.568	30.233	23.172	1'51.809	260,4	14:45'01.607								

10° 11 M. FERRARI (1'51.822)

Lap	Seg.1	Seg.2	Seg.3	Seg.4	Lap Time	km/h	Local Time
1							14:16'38.923
2	39.572	36.445	30.494	23.701	2'10.212P	189,9	14:18'49.135
3	23.777	35.266	29.901	23.296	1'52.240	268,2	14:20'41.375
4	23.682	34.905	29.915	23.374	1'51.876	266,2	14:22'33.251
5	23.479	35.022	29.927	23.443	1'51.871	272,2	14:24'25.122
6	23.449	34.969	29.877	23.527	1'51.822	270,2	14:26'16.944
7	30.106	39.959	32.432	4'05.291	5'47.788P	196,1	14:32'04.732
8	34.464	35.801	30.575	24.269	2'05.109CP	177,8	14:34'09.841

11° 16 G. RUIU (1'52.166)

Lap	Seg.1	Seg.2	Seg.3	Seg.4	Lap Time	km/h	Local Time
1							14:14'53.837
2	45.956	47.101	34.741	25.424	2'33.222P	178,3	14:17'27.059
3	24.201	36.308	30.561	23.886	1'54.956	239,1	14:19'22.015
4	24.041	35.822	30.499	23.816	1'54.178	245,6	14:21'16.193
5	24.204	35.702	30.393	24.297	1'54.596	248,4	14:23'10.789
6	24.184	35.619	29.988	24.192	1'53.983	245,6	14:25'04.772
7	24.282	35.764	30.431	23.949	1'54.426	244,5	14:26'59.198
8	24.121	35.748	30.169	23.922	1'53.960	250,7	14:28'53.158
9	24.151	38.715	32.409	3'07.419	4'42.694P	248,4	14:33'35.852
10	47.968	40.891	32.080	28.055	2'28.994P		14:36'04.846
11	24.743	37.754	30.344	23.581	1'56.422	250,7	14:38'01.268
12	23.974	35.301	29.711	23.459	1'52.445	251,9	14:39'53.713
13	23.757	35.281	30.408	24.652	1'54.098	257,3	14:41'47.811
14	23.721	35.196	29.730	23.519	1'52.166	254,9	14:43'39.977
15	23.727	35.288	29.964	23.510	1'52.489	255,5	14:45'32.466

12° 23 L. SALVADORI (1'52.290)

Lap	Seg.1	Seg.2	Seg.3	Seg.4	Lap Time	km/h	Local Time
1							14:17'29.834
2	38.301	40.925	39.972	25.169	2'24.367P	183,5	14:19'54.201
3	24.032	38.557	34.434	24.724	2'01.747	259,2	14:21'55.948
4	23.779	35.306	30.228	23.742	1'53.055	261,7	14:23'49.003
5	25.981	38.062	34.464	27.745	2'06.252	246,7	14:25'55.255
6	23.769	35.459	30.244	23.384	1'52.856	255,5	14:27'48.111
7	23.899	35.272	30.050	23.401	1'52.622	264,2	14:29'40.733
8	23.826	35.112	29.947	23.405	1'52.290	262,3	14:31'33.023
9	25.660	39.110	33.335	7'08.473	8'46.578P	242,3	14:40'19.601
10	38.955	38.431	33.893	24.122	2'15.401P	150,5	14:42'35.002
11	23.820	35.278	30.045	23.558	1'52.701	262,9	14:44'27.703
12	23.898	35.163	30.022	23.651	1'52.734	265,5	14:46'20.437

13° 52 A. DELBIANCO (1'52.311)

Lap	Seg.1	Seg.2	Seg.3	Seg.4	Lap Time	km/h	Local Time
1							14:14'55.746
2	43.458	50.963	32.286	24.384	2'31.091P	174,0	14:17'26.837
3	24.060	35.524	29.679	23.510	1'52.773	249,6	14:19'19.610
4	23.774	35.100	29.862	22.494	1'51.230C	263,6	14:21'10.840
5	28.419	37.139	30.463	23.772	1'59.793C	248,4	14:23'10.633
6	24.146	35.146	29.648	23.521	1'52.461	260,4	14:25'03.094
7	24.989	37.714	31.434	4'29.429	6'03.566P	240,2	14:31'06.660
8	34.324	35.659	30.107	23.670	2'03.760P	185,4	14:33'10.420

14° 51 E. VIONNET (1'52.422)

Lap	Seg.1	Seg.2	Seg.3	Seg.4	Lap Time	km/h	Local Time
1							14:15'02.298
2	38.063				18'37.764P	164,5	14:33'40.062
3	40.024	37.863	30.581	23.701	2'12.169P	169,1	14:35'52.231
4	24.119	35.170	30.139	23.431	1'52.859	262,9	14:37'45.090
5	23.888	35.051	30.041	23.442	1'52.422	264,2	14:39'37.512
6	23.912	35.654	30.021	23.578	1'53.165	261,0	14:41'30.677
7	23.775	35.128	29.799	24.312	1'53.014C	265,5	14:43'23.691
8	29.594	36.053	31.052	23.829	2'00.528C	242,9	14:45'24.219

15° 45 J. BUEHN (1'52.615)

Lap	Seg.1	Seg.2	Seg.3	Seg.4	Lap Time	km/h	Local Time
1							14:16'26.155
2	37.482	37.427	31.890	24.173	2'10.972P	160,3	14:18'37.127
3	25.103	36.514	30.560	23.986	1'56.163	214,9	14:20'33.290
4	24.170	36.796	30.185	24.418	1'55.569	237,5	14:22'28.859
5	24.308	36.403	30.035	23.776	1'54.522	237,0	14:24'23.381
6	24.130	35.636	30.079	23.733	1'53.578	239,6	14:26'16.959
7	27.799	36.920	30.118	23.713	1'58.550	192,6	14:28'15.509
8	24.257	36.422	30.052	24.217	1'54.948	228,0	14:30'10.457
9	24.078	35.476	29.743	23.694	1'52.991	245,6	14:32'03.448
10	24.971	37.432	30.872	5'43.469	7'16.744P	226,1	14:39'20.192
11	40.904	39.919	30.883	25.333	2'17.039CP	188,0	14:41'37.231
12	31.601	36.589	38.682	25.022	2'11.894C	226,6	14:43'49.125
13	24.000	35.289	29.939	23.387	1'52.615	242,9	14:45'41.740

16° 59 A. SCHACHT (1'52.714)

Lap	Seg.1	Seg.2	Seg.3	Seg.4	Lap Time	km/h	Local Time
1							14:15'20.083
2	34.344	36.429	31.401	24.126	2'06.300P	203,1	14:17'26.383
3	24.164	35.534	30.732	23.708	1'54.138	240,7	14:19'20.521
4	28.355	36.028	30.438	23.388	1'58.209	259,2	14:21'18.730
5	24.222	35.288	29.872	23.379	1'52.761	246,7	14:23'11.491
6	23.905	35.475	29.986	24.066	1'53.432C	253,1	14:25'04.923
7	33.155	35.712	30.035	23.297	2'02.199C	199,0	14:27'07.122
8	23.879	35.367	30.034	23.434	1'52.714	258,5	14:28'59.836
9	24.452	35.867	31.040	6'11.067	7'42.426P	251,9	14:36'42.262
10	36.628	40.959	36.898	23.464	2'17.949P	202,4	14:39'00.211
11	23.885	34.906	29.616	23.439	1'51.846C	253,7	14:40'52.057
12	27.585	35.187	30.178	23.173	1'56.123C	244,0	14:42'48.180

17° 7 M. SCHEIB (1'52.868)

Lap	Seg.1	Seg.2	Seg.3	Seg.4	Lap Time	km/h	Local Time
1							14:15'19.707
2	34.050	36.653	31.530	24.199	2'06.432P	199,8	14:17'26.139
3	23.950	35.400	30.227	23.291	1'52.868	242,3	14:19'19.007

18° 77 T. ALBERTO (1'53.214)

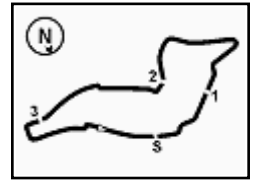
Lap	Seg.1	Seg.2	Seg.3	Seg.4	Lap Time	km/h	Local Time
1							14:16'28.811
2	36.534	38.002	31.246	24.390	2'10.172P	178,6	14:18'38.983
3	24.938	36.272	30.538	23.936	1'55.684	240,7	14:20'34.667
4	24.554	36.195	30.430	24.077	1'55.256	249,0	14:22'29.923
5	24.662	36.171	30.218	24.845	1'55.896C	245,1	14:24'25.819
6	32.801	36.221	30.713	23.966	2'03.701C	198,3	14:26'29.520
7	24.686	36.030	30.201	23.571	1'54.488	249,6	14:28'24.008
8	24.699	36.117	30.163	23.930	1'54.909	244,0	14:30'18.917
9	24.458	35.867	30.166	23.689	1'54.180	259,2	14:32'13.097

11/05/2018 P = Pits In/Out - C = Lap Time Cancelled

These data/results cannot be reproduced, stored and/or transmitted in whole or in part by any manner of electronic, mechanical, photocopying, recording, broadcasting or otherwise now known or herein after developed without the previous express consent by the copyright owner, except for reproduction in daily press and regular printed publications on sale to the public within 60 days of the event related to those data/results and always provided that copyright symbol appears together as follows below.

© DORNA WSBK ORGANIZATION Srl 2018





Imola Circuit 4.936 m

3 / 3

PATA Italian Round, 11-12-13 May 2018

Superstock 1000 - Chronological Analysis Free Practice 2nd Session

10	24.313	35.517	29.888	23.600	1'53.318	257,9	14:34'06.415	12	26.889	39.789	32.318	24.503	2'03.499	237,5	14:43'59.786																																																																																																																																
11	24.116	35.513	30.205	23.861	1'53.695	263,6	14:36'00.110	13	24.848	36.187	31.011	24.144	1'56.190	249,6	14:45'55.976																																																																																																																																
12	24.578	40.297	37.225	1'49.930	3'32.030P	248,4	14:39'32.140	<table border="1"> <thead> <tr> <th colspan="2">23°</th><th colspan="6">10 A. YEGIN (2'00.696)</th></tr> <tr> <th>Lap</th><th>Seg.1</th><th>Seg.2</th><th>Seg.3</th><th>Seg.4</th><th>Lap Time</th><th>km/h</th><th>Local Time</th></tr> </thead> <tbody> <tr><td>1</td><td></td><td></td><td></td><td></td><td></td><td></td><td>14:15'11.113</td></tr> <tr><td>2</td><td>37.811</td><td>40.750</td><td>35.068</td><td>23.871</td><td>2'17.500P</td><td>163,3</td><td>14:17'28.613</td></tr> <tr><td>3</td><td>31.084</td><td>39.364</td><td>33.430</td><td>25.139</td><td>2'09.017C</td><td>202,8</td><td>14:19'37.630</td></tr> <tr><td>4</td><td>26.363</td><td>39.018</td><td>33.731</td><td>25.341</td><td>2'04.453</td><td>199,4</td><td>14:21'42.083</td></tr> <tr><td>5</td><td>26.660</td><td>39.472</td><td>32.681</td><td>25.001</td><td>2'03.814</td><td>205,5</td><td>14:23'45.897</td></tr> <tr><td>6</td><td>25.729</td><td>38.678</td><td>32.870</td><td>26.782</td><td>2'04.059</td><td>216,6</td><td>14:25'49.956</td></tr> <tr><td>7</td><td>26.799</td><td>38.265</td><td>32.375</td><td>25.057</td><td>2'02.496</td><td>209,0</td><td>14:27'52.452</td></tr> <tr><td>8</td><td>26.238</td><td>38.603</td><td>32.798</td><td>25.323</td><td>2'02.962</td><td>209,0</td><td>14:29'55.414</td></tr> <tr><td>9</td><td>25.590</td><td>38.324</td><td>32.562</td><td>24.995</td><td>2'01.471</td><td>219,7</td><td>14:31'56.885</td></tr> <tr><td>10</td><td>26.466</td><td>38.885</td><td>33.418</td><td>4'34.529</td><td>6'13.298P</td><td>199,8</td><td>14:38'10.183</td></tr> <tr><td>11</td><td>37.507</td><td>38.887</td><td>32.474</td><td>24.931</td><td>2'13.799P</td><td>167,3</td><td>14:40'23.982</td></tr> <tr><td>12</td><td>25.969</td><td>37.840</td><td>32.277</td><td>24.415</td><td>2'00.501C</td><td>217,9</td><td>14:42'24.483</td></tr> <tr><td>13</td><td>27.721</td><td>38.063</td><td>32.807</td><td>25.100</td><td>2'03.691C</td><td>216,1</td><td>14:44'28.174</td></tr> <tr><td>14</td><td>25.357</td><td>37.963</td><td>32.484</td><td>24.892</td><td>2'00.696</td><td>214,9</td><td>14:46'28.870</td></tr> </tbody> </table>								23°		10 A. YEGIN (2'00.696)						Lap	Seg.1	Seg.2	Seg.3	Seg.4	Lap Time	km/h	Local Time	1							14:15'11.113	2	37.811	40.750	35.068	23.871	2'17.500P	163,3	14:17'28.613	3	31.084	39.364	33.430	25.139	2'09.017C	202,8	14:19'37.630	4	26.363	39.018	33.731	25.341	2'04.453	199,4	14:21'42.083	5	26.660	39.472	32.681	25.001	2'03.814	205,5	14:23'45.897	6	25.729	38.678	32.870	26.782	2'04.059	216,6	14:25'49.956	7	26.799	38.265	32.375	25.057	2'02.496	209,0	14:27'52.452	8	26.238	38.603	32.798	25.323	2'02.962	209,0	14:29'55.414	9	25.590	38.324	32.562	24.995	2'01.471	219,7	14:31'56.885	10	26.466	38.885	33.418	4'34.529	6'13.298P	199,8	14:38'10.183	11	37.507	38.887	32.474	24.931	2'13.799P	167,3	14:40'23.982	12	25.969	37.840	32.277	24.415	2'00.501C	217,9	14:42'24.483	13	27.721	38.063	32.807	25.100	2'03.691C	216,1	14:44'28.174	14	25.357	37.963	32.484	24.892	2'00.696	214,9	14:46'28.870
23°		10 A. YEGIN (2'00.696)																																																																																																																																													
Lap	Seg.1	Seg.2	Seg.3	Seg.4	Lap Time	km/h	Local Time																																																																																																																																								
1							14:15'11.113																																																																																																																																								
2	37.811	40.750	35.068	23.871	2'17.500P	163,3	14:17'28.613																																																																																																																																								
3	31.084	39.364	33.430	25.139	2'09.017C	202,8	14:19'37.630																																																																																																																																								
4	26.363	39.018	33.731	25.341	2'04.453	199,4	14:21'42.083																																																																																																																																								
5	26.660	39.472	32.681	25.001	2'03.814	205,5	14:23'45.897																																																																																																																																								
6	25.729	38.678	32.870	26.782	2'04.059	216,6	14:25'49.956																																																																																																																																								
7	26.799	38.265	32.375	25.057	2'02.496	209,0	14:27'52.452																																																																																																																																								
8	26.238	38.603	32.798	25.323	2'02.962	209,0	14:29'55.414																																																																																																																																								
9	25.590	38.324	32.562	24.995	2'01.471	219,7	14:31'56.885																																																																																																																																								
10	26.466	38.885	33.418	4'34.529	6'13.298P	199,8	14:38'10.183																																																																																																																																								
11	37.507	38.887	32.474	24.931	2'13.799P	167,3	14:40'23.982																																																																																																																																								
12	25.969	37.840	32.277	24.415	2'00.501C	217,9	14:42'24.483																																																																																																																																								
13	27.721	38.063	32.807	25.100	2'03.691C	216,1	14:44'28.174																																																																																																																																								
14	25.357	37.963	32.484	24.892	2'00.696	214,9	14:46'28.870																																																																																																																																								
13	39.309	37.265	30.766	23.918	2'11.258P	162,3	14:41'43.398																																																																																																																																								
14	24.308	35.762	29.896	23.549	1'53.515	250,2	14:43'36.913																																																																																																																																								
15	24.052	35.290	30.242	23.630	1'53.214	262,9	14:45'30.127																																																																																																																																								

19°		46 M. CUDEVILLE (1'54.221)					
Lap	Seg.1	Seg.2	Seg.3	Seg.4	Lap Time	km/h	Local Time
1							14:16'40.442
2	35.130	38.535	31.857	24.513	2'10.035P	192,6	14:18'50.477
3	24.786	36.539	31.527	24.252	1'57.104	253,1	14:20'47.581
4	24.746	36.651	30.960	24.853	1'57.210	251,3	14:22'44.791
5	25.130	36.275	30.522	24.269	1'56.196	244,5	14:24'40.987
6	24.719	36.267	30.334	23.879	1'55.199	250,7	14:26'36.186
7	25.326	37.446	31.345	6'41.715	8'15.832P	246,7	14:34'52.018
8	36.019	37.220	31.040	24.291	2'08.570P	183,5	14:37'00.588
9	24.646	35.918	30.644	23.829	1'55.037	254,9	14:38'55.625
10	24.543	36.244	30.479	24.513	1'55.779	253,1	14:40'51.404
11	25.827	37.756	31.059	24.175	1'58.817	221,5	14:42'50.221
12	24.550	35.804	30.254	23.613	1'54.221	254,3	14:44'44.442
13	24.949	36.897	31.211	24.210	1'57.267	246,7	14:46'41.709

20°		55 F. MARCHIONNI (1'54.467)					
Lap	Seg.1	Seg.2	Seg.3	Seg.4	Lap Time	km/h	Local Time
1							14:16'19.822
2	38.888	40.993	35.762	14'04.290	15'59.933P	179,5	14:32'19.755
3	36.181	37.706	31.194	24.349	2'09.430P	198,7	14:34'29.185
4	24.557	36.447	30.799	24.463	1'56.266	242,9	14:36'25.451
5	25.095	37.184	32.707	27.892	2'02.878	251,9	14:38'28.329
6	24.588	36.466	33.215	24.692	1'58.961	251,3	14:40'27.290
7	25.670	36.169	30.823	24.303	1'56.965	233,9	14:42'24.255
8	24.391	35.861	30.523	24.073	1'54.848	251,3	14:44'19.103
9	24.392	35.956	30.401	23.718	1'54.467	255,5	14:46'13.570

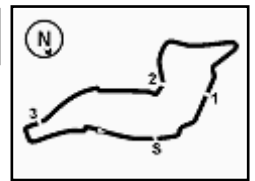
21°		80 A. PONTONE (1'55.086)					
Lap	Seg.1	Seg.2	Seg.3	Seg.4	Lap Time	km/h	Local Time
1							14:16'49.346
2	39.072	37.443	31.975	24.669	2'13.159P	165,2	14:19'02.505
3	24.796	36.310	30.877	24.155	1'56.138	240,7	14:20'58.643
4	1'01.047	42.134	32.286	2'49.125	5'04.592P	259,2	14:26'03.235
5	37.629	36.912	32.148	24.474	2'11.163P	177,8	14:28'14.398
6	25.079	36.251	30.880	24.241	1'56.451	228,0	14:30'10.849
7	24.669	36.080	30.410	24.000	1'55.159	227,0	14:32'06.008
8	24.560	36.113	30.643	23.971	1'55.287	239,1	14:34'01.295
9	24.740	36.455	32.171	25.026	1'58.392	251,3	14:35'59.687
10	25.279	36.528	31.036	24.045	1'56.888	228,5	14:37'56.575
11	24.483	35.998	30.622	23.983	1'55.086	244,0	14:39'51.661
12	24.635	36.237	30.936	24.664	1'56.472	238,0	14:41'48.133
13	24.717	36.015	30.729	24.106	1'55.567	220,6	14:43'43.700

22°		31 V. SUCHET (1'55.315)					
Lap	Seg.1	Seg.2	Seg.3	Seg.4	Lap Time	km/h	Local Time
1							14:15'05.831
2	36.262	38.121	31.513	24.465	2'10.361P	192,0	14:17'16.192
3	24.934	36.245	30.816	24.303	1'56.298	234,9	14:19'12.490
4	25.097	36.474	31.140	24.391	1'57.102	238,6	14:21'09.592
5	24.952	36.095	30.504	24.233	1'55.784	239,1	14:23'05.376
6	24.900	36.197	31.228	24.429	1'56.754	239,6	14:25'02.130
7	25.108	37.190	32.149	7'23.198	8'57.645P	237,5	14:33'59.775
8	36.923	36.922	31.577	24.507	2'09.929P	170,5	14:36'09.704
9	24.933	36.001	30.710	24.182	1'55.826	240,2	14:38'05.530
10	24.610	36.100	30.791	23.941	1'55.442	248,4	14:40'00.972
11	24.642	36.209	30.496	23.968	1'55.315	241,8	14:41'56.287

11/05/2018 P = Pits In/Out - C = Lap Time Cancelled

These data/results cannot be reproduced, stored and/or transmitted in whole or in part by any manner of electronic, mechanical, photocopying, recording, broadcasting or otherwise now known or herein after developed without the previous express consent by the copyright owner, except for reproduction in daily press and regular printed publications on sale to the public within 60 days of the event related to those data/results and always provided that copyright symbol appears together as follows below.

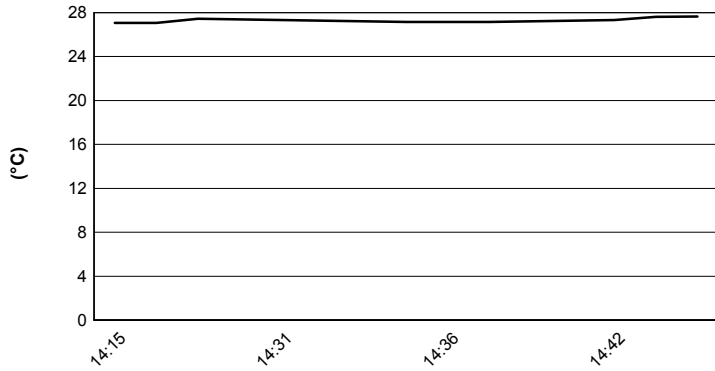
© DORNA WSBK ORGANIZATION Srl 2018



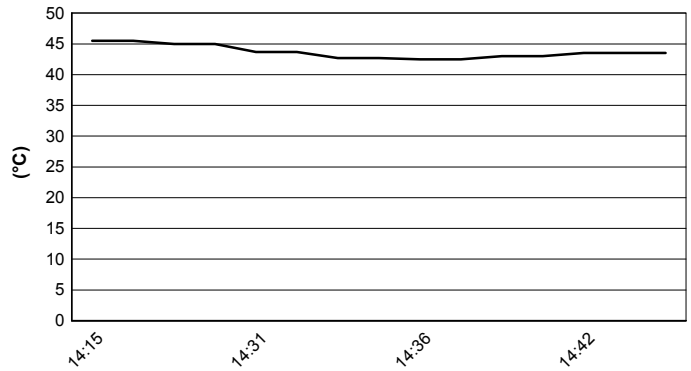
Imola Circuit 4.936 m

PATA Italian Round, 11-12-13 May 2018
Superstock 1000 - Weather Report Free Practice 2nd Session
 Session started 14:15 - Session ended 14:47

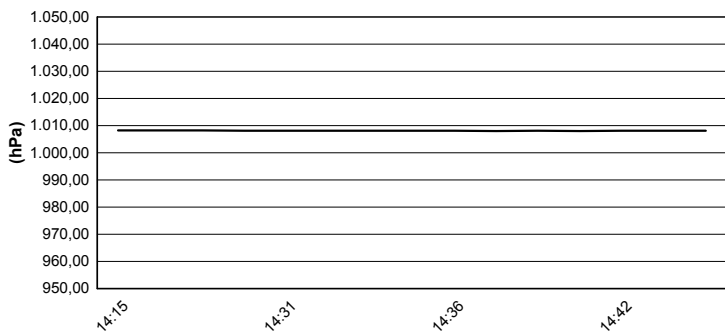
Air Temperature



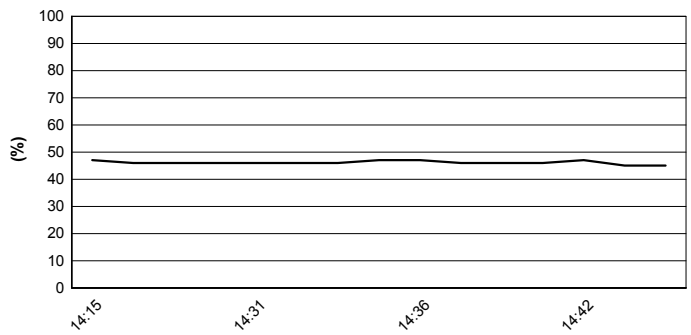
Track Temperature



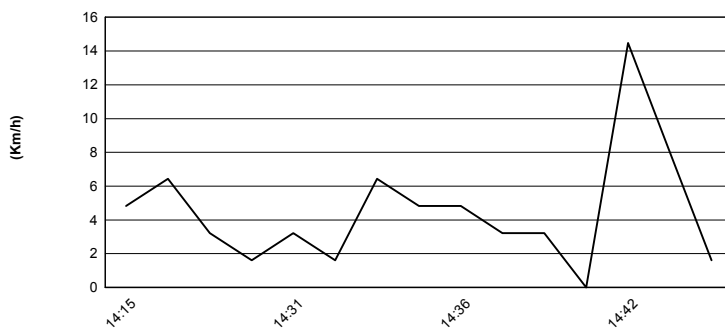
Air Pressure



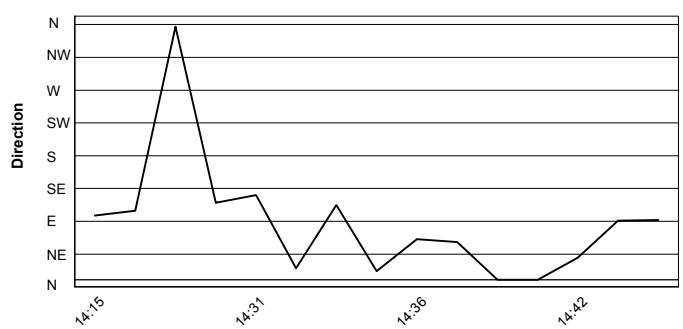
Humidity



Wind Speed



Wind Direction



11/05/2018

These data/results cannot be reproduced, stored and/or transmitted in whole or in part by any manner of electronic, mechanical, photocopying, recording, broadcasting or otherwise now known or herein after developed without the previous express consent by the copyright owner, except for reproduction in daily press and regular printed publications on sale to the public within 60 days of the event related to those data/results and always provided that copyright symbol appears together as follows below.

© DORNA WSBK ORGANIZATION Srl 2018

