

PATA Italian Round, 11-12-13 May 2018

Superstock 1000 - Combined Results

Imola Circuit 4.936 m

No.	Rider	Nat	Team	Bike	FP1	FP2	FP3	Time	Gap	Rel.	Avg Laps
1	28 M. REITERBERGER	GER	alpha Racing-Van Zon-BMW	BMW S 1000 RR	1'50.685	1'50.273	1'49.371	1'49.371			162,471 34
2	2 R. TAMBURINI	ITA	Berclaz Racing Team	BMW S 1000 RR	1'51.285	1'50.239	1'49.409	1'49.409	0.038	0.038	162,414 29
3	15 F. SANDI	ITA	MOTOCORSA Racing	Ducati 1199 Panigale R	1'50.723	1'49.977	1'49.732	1'49.732	0.361	0.323	161,936 36
4	21 F. MARINO	FRA	URBIS Yamaha Motoxrcing STK Team	Yamaha YZF R1	1'51.649	1'51.367	1'50.416	1'50.416	1.045	0.684	160,933 33
5	52 A. DELBIANCO	ITA	GULF ALTHEA BMW Racing Team	BMW S 1000 RR	1'53.249	1'52.311	1'50.512	1'50.512	1.141	0.096	160,793 30
6	70 L. VITALI	ITA	Aprilia Racing Team	Aprilia RSV4 RF	1'52.283	1'51.031	1'50.583	1'50.583	1.212	0.071	160,690 35
7	7 M. SCHEIB	CHI	Aprilia Racing Team	Aprilia RSV4 RF	1'52.283	1'52.868	1'50.600	1'50.600	1.229	0.017	160,665 26
8	9 A. MANTOVANI	ITA	Nuova M2 Racing	Aprilia RSV4 RF		1'51.791	1'50.635	1'50.635	1.264	0.035	160,615 26
9	11 M. FERRARI	ITA	Barni Racing Team	Ducati 1199 Panigale R	1'51.841	1'51.822	1'50.650	1'50.650	1.279	0.015	160,593 28
10	76 S. CAVALIERI	ITA	Barni Racing Team	Ducati 1199 Panigale R	1'52.027	1'51.799	1'50.852	1'50.852	1.481	0.202	160,300 25
11	84 R. RUSSO	ITA	C.M. Racing	Kawasaki ZX-10RR	1'50.995	1'51.396	1'51.354	1'50.995	1.624	0.143	160,094 30
12	16 G. RUIU	ITA	Team Pedercini Racing	Kawasaki ZX-10RR	1'53.720	1'52.166	1'51.437	1'51.437	2.066	0.442	159,459 41
13	23 L. SALVADORI	ITA	Berclaz Racing Team	BMW S 1000 RR	1'52.634	1'52.290	1'51.442	1'51.442	2.071	0.005	159,452 29
14	59 A. SCHACHT	DEN	EAB SCHACHT Racing Team	Ducati 1199 Panigale R	1'52.949	1'52.714	1'51.507	1'51.507	2.136	0.065	159,359 37
15	6 E. PUSCEDDU	ITA	D.K. Racing	BMW S 1000 RR	1'53.324	1'51.675	1'51.649	1'51.649	2.278	0.142	159,156 35
16	45 J. BUEHN	GER	alpha Racing-Van Zon-BMW	BMW S 1000 RR	1'53.174	1'52.615	1'51.730	1'51.730	2.359	0.081	159,041 37
17	51 E. VIONNET	SUI	MOTOS VIONNET	BMW S 1000 RR	1'53.647	1'52.422	1'51.931	1'51.931	2.560	0.201	158,755 31
18	77 T. ALBERTO	PHI	MOTOCORSA Racing	Ducati 1199 Panigale R	1'54.985	1'53.214	1'53.352	1'53.214	3.843	1.283	156,956 32
19	55 F. MARCHIONNI	ITA	SPEED ACTION	Yamaha YZF R1	1'54.997	1'54.467	1'53.738	1'53.738	4.367	0.524	156,233 29
20	46 M. CUDEVILLE	FRA	Flembo Leader Team	Kawasaki ZX-10RR	1'57.160	1'54.221	1'54.540	1'54.221	4.850	0.483	155,572 35
21	80 A. PONTONE	ITA	FM Motoracing	Yamaha YZF R1	1'56.314	1'55.086	1'55.576	1'55.086	5.715	0.865	154,403 30
22	31 V. SUCHET	SUI	Flembo Leader Team	Kawasaki ZX-10RR	1'56.511	1'55.315	1'55.140	1'55.140	5.769	0.054	154,330 37
23	10 A. YEGIN	TUR	Nutec - Benjan - Kawasaki	Kawasaki ZX-10RR	2'02.782	2'00.696	1'59.302	1'59.302	9.931	4.162	148,946 37

12/05/2018

These data/results cannot be reproduced, stored and/or transmitted in whole or in part by any manner of electronic, mechanical, photocopying, recording, broadcasting or otherwise now known or herein after developed without the previous express consent by the copyright owner, except for reproduction in daily press and regular printed publications on sale to the public within 60 days of the event related to those data/results and always provided that copyright symbol appears together as follows below.

© DORNA WSBK ORGANIZATION Srl 2018

FICR PERUGIA TIMING



Official Tyre Supplier



Official Timekeeper

PATA Italian Round, 11-12-13 May 2018

Superstock 1000 - Results Free Practice 3rd Session

No.	Rider	Nat	Team	Bike	Time	Gap	Rel.	Laps	Speed	
									Avg	Max
1	28 M. REITERBERGER	GER	alpha Racing-Van Zon-BMW	BMW S 1000 RR	1'49.371			12	162,471	270,2
2	2 R. TAMBURINI	ITA	Berclaz Racing Team	BMW S 1000 RR	1'49.409	0.038	0.038	11	162,414	266,2
3	15 F. SANDI	ITA	MOTOCORSA Racing	Ducati 1199 Panigale R	1'49.732	0.361	0.323	12	161,936	262,3
4	21 F. MARINO	FRA	URBIS Yamaha Motocrossing STK Team	Yamaha YZF R1	1'50.416	1.045	0.684	13	160,933	270,9
5	52 A. DELBIANCO	ITA	GULF ALTHEA BMW Racing Team	BMW S 1000 RR	1'50.512	1.141	0.096	9	160,793	266,8
6	70 L. VITALI	ITA	Aprilia Racing Team	Aprilia RSV4 RF	1'50.583	1.212	0.071	12	160,690	268,2
7	7 M. SCHEIB	CHI	Aprilia Racing Team	Aprilia RSV4 RF	1'50.600	1.229	0.017	13	160,665	264,9
8	9 A. MANTOVANI	ITA	Nuova M2 Racing	Aprilia RSV4 RF	1'50.635	1.264	0.035	12	160,615	259,8
9	11 M. FERRARI	ITA	Barni Racing Team	Ducati 1199 Panigale R	1'50.650	1.279	0.015	12	160,593	270,9
10	76 S. CAVALIERI	ITA	Barni Racing Team	Ducati 1199 Panigale R	1'50.852	1.481	0.202	2	160,300	262,9
11	84 R. RUSSO	ITA	C.M. Racing	Kawasaki ZX-10RR	1'51.354	1.983	0.502	11	159,578	255,5
12	16 G. RUIU	ITA	Team Pedercini Racing	Kawasaki ZX-10RR	1'51.437	2.066	0.083	14	159,459	264,9
13	23 L. SALVADORI	ITA	Berclaz Racing Team	BMW S 1000 RR	1'51.442	2.071	0.005	11	159,452	261,7
14	59 A. SCHACHT	DEN	EAB SCHACHT Racing Team	Ducati 1199 Panigale R	1'51.507	2.136	0.065	14	159,359	262,3
15	6 E. PUSCEDDU	ITA	D.K. Racing	BMW S 1000 RR	1'51.649	2.278	0.142	12	159,156	262,3
16	45 J. BUEHN	GER	alpha Racing-Van Zon-BMW	BMW S 1000 RR	1'51.730	2.359	0.081	13	159,041	259,8
17	51 E. VIONNET	SUI	MOTOS VIONNET	BMW S 1000 RR	1'51.931	2.560	0.201	12	158,755	264,9
18	77 T. ALBERTO	PHI	MOTOCORSA Racing	Ducati 1199 Panigale R	1'53.352	3.981	1.421	7	156,765	256,1
19	55 F. MARCHIONNI	ITA	SPEED ACTION	Yamaha YZF R1	1'53.738	4.367	0.386	12	156,233	256,7
20	46 M. CUDEVILLE	FRA	Flembo Leader Team	Kawasaki ZX-10RR	1'54.540	5.169	0.802	11	155,139	254,9
21	31 V. SUCHET	SUI	Flembo Leader Team	Kawasaki ZX-10RR	1'55.140	5.769	0.600	13	154,330	251,9
22	80 A. PONTONE	ITA	FM Motoracing	Yamaha YZF R1	1'55.576	6.205	0.436	6	153,748	241,8
----- Out 107% in this Session -----										
23	10 A. YEGIN	TUR	Nutec - Benjan - Kawasaki	Kawasaki ZX-10RR	1'59.302	9.931	3.726	12	148,946	246,2

Qualifying Lap Time (107% of 1'49.371): **1'57.028**

AIR	Humidity:	62%	Temp:	23°C
TRACK	Condition:	Dry	Temp:	31°C

Records	Pole (QP)	2015	O.Jezek	1'49.071	162,920	Km/h
	Race (RC)	2017	M.Scheib	1'49.381	162,460	Km/h
	Circuit (QP)	2015	O.Jezek	1'49.071	162,920	Km/h

Start 12/05/2018 09:45 End 10:16 The results are provisional until the end of the time limit for protests and appeals and the completion of the technical checks.

These data/results cannot be reproduced, stored and/or transmitted in whole or in part by any manner of electronic, mechanical, photocopying, recording, broadcasting or otherwise now known or herein after developed without the previous express consent by the copyright owner, except for reproduction in daily press and regular printed publications on sale to the public within 60 days of the event related to those data/results and always provided that copyright symbol appears together as follows below.

© DORNA WSBK ORGANIZATION Srl 2018

PATA Italian Round, 11-12-13 May 2018

Superstock 1000 - Results Free Practice 3rd Session

Session Highlights

Local Time	No. Rider	Description
09.45.00		Start
09.50.16	46 M. CUDEVILLE	Current Lap Cancelled - Exceeded Track Limits - Turn 22
09.50.21	46 M. CUDEVILLE	Current Lap Cancelled - Exceeded Track Limits
09.50.51	76 S. CAVALIERI	Crashed - Turn 2
10.00.36	80 A. PONTONE	Current Lap Cancelled - Exceeded Track Limits - Turn 14
10.00.52	80 A. PONTONE	Crashed - Turn 14
10.06.26	55 F. MARCHIONNI	On the Gravel - Re-Joined - Turn 14
10.08.36	7 M. SCHEIB	Lap Cancelled (1'53.295) - Exceeded Track Limits - Turn 21
10.14.08	28 M. REITERBERGER	On the Gravel - Re-Joined - Turn 18
10.14.25	52 A. DELBIANCO	On the Gravel - Re-Joined - Turn 15
10.15.33	15 F. SANDI	On the Gravel - Re-Joined - Turn 11
10.16.52		End Of Session

Fastest Laps Sequence

No.	Rider	Nat	Team	Bike	Local Time	Time	Gap	Avg
28	M. REITERBERGER	GER	alpha Racing-Van Zon-BMW	BMW S 1000 RR	09:48'48.944	1'50.382		160,983
28	M. REITERBERGER	GER	alpha Racing-Van Zon-BMW	BMW S 1000 RR	09:50'38.315	1'49.371	-1.011	162,471

Start 12/05/2018 09:45 End 10:16 The results are provisional until the end of the time limit for protests and appeals and the completion of the technical checks.

These data/results cannot be reproduced, stored and/or transmitted in whole or in part by any manner of electronic, mechanical, photocopying, recording, broadcasting or otherwise now known or herein after developed without the previous express consent by the copyright owner, except for reproduction in daily press and regular printed publications on sale to the public within 60 days of the event related to those data/results and always provided that copyright symbol appears together as follows below.

© DORNA WSBK ORGANIZATION Srl 2018

PATA Italian Round, 11-12-13 May 2018

Superstock 1000 - Best Sector & Speed Free Practice 3rd Session

Imola Circuit 4.936 m

BEST LAP		
1	28 M. REITERBERGER	BMW S 1000 RR 1'49.371
2	2 R. TAMBURINI	BMW S 1000 RR 1'49.409
3	15 F. SANDI	Ducati 1199 Panigale R 1'49.732
4	21 F. MARINO	Yamaha YZF R1 1'50.416
5	52 A. DELBIANCO	BMW S 1000 RR 1'50.512
6	70 L. VITALI	Aprilia RSV4 RF 1'50.583
7	7 M. SCHEIB	Aprilia RSV4 RF 1'50.600
8	9 A. MANTOVANI	Aprilia RSV4 RF 1'50.635
9	11 M. FERRARI	Ducati 1199 Panigale R 1'50.650
10	76 S. CAVALIERI	Ducati 1199 Panigale R 1'50.852
11	84 R. RUSSO	Kawasaki ZX-10RR 1'51.354
12	16 G. RUIU	Kawasaki ZX-10RR 1'51.437
13	23 L. SALVADORI	BMW S 1000 RR 1'51.442
14	59 A. SCHACHT	Ducati 1199 Panigale R 1'51.507
15	6 E. PUSCEDDU	BMW S 1000 RR 1'51.649
16	45 J. BUEHN	BMW S 1000 RR 1'51.730
17	51 E. VIONNET	BMW S 1000 RR 1'51.931
18	77 T. ALBERTO	Ducati 1199 Panigale R 1'53.352
19	55 F. MARCHIONNI	Yamaha YZF R1 1'53.738
20	46 M. CUDEVILLE	Kawasaki ZX-10RR 1'54.540
21	31 V. SUCHET	Kawasaki ZX-10RR 1'55.140
22	80 A. PONTONE	Yamaha YZF R1 1'55.576
23	10 A. YEGIN	Kawasaki ZX-10RR 1'59.302

SPEED		
1	11 M. FERRARI	Ducati 1199 Panigale R 270,9
2	21 F. MARINO	Yamaha YZF R1 270,9
3	28 M. REITERBERGER	BMW S 1000 RR 270,2
4	70 L. VITALI	Aprilia RSV4 RF 268,2
5	52 A. DELBIANCO	BMW S 1000 RR 266,8
6	2 R. TAMBURINI	BMW S 1000 RR 266,2
7	16 G. RUIU	Kawasaki ZX-10RR 264,9
8	7 M. SCHEIB	Aprilia RSV4 RF 264,9
9	51 E. VIONNET	BMW S 1000 RR 264,9
10	76 S. CAVALIERI	Ducati 1199 Panigale R 262,9
11	6 E. PUSCEDDU	BMW S 1000 RR 262,3
12	59 A. SCHACHT	Ducati 1199 Panigale R 262,3
13	15 F. SANDI	Ducati 1199 Panigale R 262,3
14	23 L. SALVADORI	BMW S 1000 RR 261,7
15	9 A. MANTOVANI	Aprilia RSV4 RF 259,8
16	45 J. BUEHN	BMW S 1000 RR 259,8
17	55 F. MARCHIONNI	Yamaha YZF R1 256,7
18	77 T. ALBERTO	Ducati 1199 Panigale R 256,1
19	84 R. RUSSO	Kawasaki ZX-10RR 255,5
20	46 M. CUDEVILLE	Kawasaki ZX-10RR 254,9
21	31 V. SUCHET	Kawasaki ZX-10RR 251,9
22	10 A. YEGIN	Kawasaki ZX-10RR 246,2
23	80 A. PONTONE	Yamaha YZF R1 241,8

SEG. 1		
1	2 R. TAMBURINI	23.284
2	28 M. REITERBERGER	23.314
3	15 F. SANDI	23.391
4	11 M. FERRARI	23.411
5	21 F. MARINO	23.514
6	70 L. VITALI	23.519
7	9 A. MANTOVANI	23.556
8	7 M. SCHEIB	23.564
9	84 R. RUSSO	23.641
10	59 A. SCHACHT	23.685
11	76 S. CAVALIERI	23.723
12	52 A. DELBIANCO	23.746
13	45 J. BUEHN	23.772
14	23 L. SALVADORI	23.780
15	51 E. VIONNET	23.781
16	16 G. RUIU	23.806
17	6 E. PUSCEDDU	23.889
18	77 T. ALBERTO	24.222
19	55 F. MARCHIONNI	24.254
20	46 M. CUDEVILLE	24.467
21	31 V. SUCHET	24.514
22	80 A. PONTONE	24.552
23	10 A. YEGIN	25.294

SEG. 2		
1	28 M. REITERBERGER	33.880
2	2 R. TAMBURINI	34.102
3	15 F. SANDI	34.142
4	21 F. MARINO	34.291
5	76 S. CAVALIERI	34.454
6	9 A. MANTOVANI	34.515
7	11 M. FERRARI	34.525
8	52 A. DELBIANCO	34.545
9	70 L. VITALI	34.609
10	7 M. SCHEIB	34.667
11	23 L. SALVADORI	34.702
12	16 G. RUIU	34.757
13	84 R. RUSSO	34.783
14	59 A. SCHACHT	34.794
15	51 E. VIONNET	34.873
16	6 E. PUSCEDDU	34.982
17	45 J. BUEHN	35.033
18	77 T. ALBERTO	35.181
19	55 F. MARCHIONNI	35.223
20	31 V. SUCHET	35.477
21	80 A. PONTONE	35.691
22	46 M. CUDEVILLE	35.787
23	10 A. YEGIN	37.148

SEG. 3		
1	52 A. DELBIANCO	28.909
2	15 F. SANDI	28.988
3	2 R. TAMBURINI	28.993
4	28 M. REITERBERGER	29.094
5	70 L. VITALI	29.248
6	7 M. SCHEIB	29.269
7	11 M. FERRARI	29.305
8	9 A. MANTOVANI	29.364
9	21 F. MARINO	29.397
10	6 E. PUSCEDDU	29.420
11	84 R. RUSSO	29.422
12	76 S. CAVALIERI	29.443
13	16 G. RUIU	29.479
14	45 J. BUEHN	29.491
15	59 A. SCHACHT	29.510
16	51 E. VIONNET	29.550
17	23 L. SALVADORI	29.720
18	77 T. ALBERTO	29.911
19	55 F. MARCHIONNI	30.184
20	31 V. SUCHET	30.233
21	46 M. CUDEVILLE	30.236
22	80 A. PONTONE	30.676
23	10 A. YEGIN	31.659

SEG. 4		
1	2 R. TAMBURINI	22.788
2	28 M. REITERBERGER	22.846
3	15 F. SANDI	22.888
4	21 F. MARINO	22.960
5	9 A. MANTOVANI	22.969
6	70 L. VITALI	23.033
7	7 M. SCHEIB	23.045
8	52 A. DELBIANCO	23.136
9	23 L. SALVADORI	23.169
10	11 M. FERRARI	23.180
11	84 R. RUSSO	23.184
12	59 A. SCHACHT	23.206
13	76 S. CAVALIERI	23.232
14	16 G. RUIU	23.265
15	6 E. PUSCEDDU	23.334
16	45 J. BUEHN	23.338
17	51 E. VIONNET	23.462
18	55 F. MARCHIONNI	23.699
19	46 M. CUDEVILLE	23.885
20	77 T. ALBERTO	23.943
21	31 V. SUCHET	24.072
22	80 A. PONTONE	24.121
23	10 A. YEGIN	24.509

12/05/2018

These data/results cannot be reproduced, stored and/or transmitted in whole or in part by any manner of electronic, mechanical, photocopying, recording, broadcasting or otherwise now known or herein after developed without the previous express consent by the copyright owner, except for reproduction in daily press and regular printed publications on sale to the public within 60 days of the event related to those data/results and always provided that copyright symbol appears together as follows below.

© DORNA WSBK ORGANIZATION Srl 2018

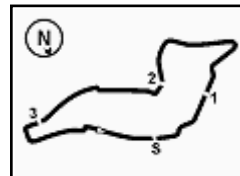
FICR PERUGIA TIMING



Official Tyre Supplier



Official Timekeeper



PATA Italian Round, 11-12-13 May 2018

Superstock 1000 - Ideal Time Free Practice 3rd Session

No. Rider	Nat	Bike	Seg. 1	Seg. 2	Seg. 3	Seg. 4	Ideal Time			
			Diff. 1	Diff. 2	Diff. 3	Diff. 4	Best Lap	Pos.	Diff.	
1	28 M. REITERBERGER	GER	BMW S 1000 RR	23.314	33.880 0.170	29.094 0.067	22.846	1'49.134 1'49.371	1	0.237
2	2 R. TAMBURINI	ITA	BMW S 1000 RR	23.284	34.102 0.095	28.993	22.788 0.147	1'49.167 1'49.409	2	0.242
3	15 F. SANDI	ITA	Ducati 1199 Panigale R	23.391 0.214	34.142	28.988 0.109	22.888	1'49.409 1'49.732	3	0.323
4	21 F. MARINO	FRA	Yamaha YZF R1	23.514 0.116	34.291 0.124	29.397 0.014	22.960	1'50.162 1'50.416	4	0.254
5	52 A. DELBIANCO	ITA	BMW S 1000 RR	23.746 0.003	34.545 0.074	28.909	23.136 0.099	1'50.336 1'50.512	5	0.176
6	9 A. MANTOVANI	ITA	Aprilia RSV4 RF	23.556 0.229	34.515 0.002	29.364	22.969	1'50.404 1'50.635	8	0.231
7	70 L. VITALI	ITA	Aprilia RSV4 RF	23.519 0.055	34.609	29.248	23.033 0.119	1'50.409 1'50.583	6	0.174
8	11 M. FERRARI	ITA	Ducati 1199 Panigale R	23.411 0.019	34.525 0.013	29.305	23.180 0.197	1'50.421 1'50.650	9	0.229
9	7 M. SCHEIB	CHI	Aprilia RSV4 RF	23.564	34.667	29.269 0.055	23.045	1'50.545 1'50.600	7	0.055
10	76 S. CAVALIERI	ITA	Ducati 1199 Panigale R	23.723	34.454	29.443	23.232	1'50.852 1'50.852	10	
11	84 R. RUSSO	ITA	Kawasaki ZX-10RR	23.641 0.120	34.783	29.422	23.184 0.204	1'51.030 1'51.354	11	0.324
12	59 A. SCHACHT	DEN	Ducati 1199 Panigale R	23.685 0.036	34.794 0.166	29.510 0.110	23.206	1'51.195 1'51.507	14	0.312
13	16 G. RUIU	ITA	Kawasaki ZX-10RR	23.806 0.011	34.757	29.479	23.265 0.119	1'51.307 1'51.437	12	0.130
14	23 L. SALVADORI	ITA	BMW S 1000 RR	23.780 0.020	34.702	29.720	23.169 0.051	1'51.371 1'51.442	13	0.071
15	6 E. PUSCEDDU	ITA	BMW S 1000 RR	23.889	34.982 0.024	29.420	23.334	1'51.625 1'51.649	15	0.024
16	45 J. BUEHN	GER	BMW S 1000 RR	23.772	35.033 0.096	29.491	23.338	1'51.634 1'51.730	16	0.096
17	51 E. VIONNET	SUI	BMW S 1000 RR	23.781 0.073	34.873 0.177	29.550	23.462 0.015	1'51.666 1'51.931	17	0.265
18	77 T. ALBERTO	PHI	Ducati 1199 Panigale R	24.222 0.031	35.181	29.911	23.943 0.064	1'53.257 1'53.352	18	0.095
19	55 F. MARCHIONNI	ITA	Yamaha YZF R1	24.254	35.223 0.093	30.184	23.699 0.285	1'53.360 1'53.738	19	0.378
20	31 V. SUCHET	SUI	Kawasaki ZX-10RR	24.514 0.119	35.477 0.353	30.233	24.072 0.372	1'54.296 1'55.140	21	0.844
21	46 M. CUDEVILLE	FRA	Kawasaki ZX-10RR	24.467 0.009	35.787	30.236 0.098	23.885 0.058	1'54.375 1'54.540	20	0.165
22	80 A. PONTONE	ITA	Yamaha YZF R1	24.552	35.691 0.123	30.676 0.413	24.121	1'55.040 1'55.576	22	0.536
23	10 A. YEGIN	TUR	Kawasaki ZX-10RR	25.294 0.084	37.148 0.518	31.659 0.033	24.509 0.057	1'58.610 1'59.302	23	0.692
Overall Ideal Time				23.284	33.880	28.909	22.788	1'48.861		

12/05/2018

These data/results cannot be reproduced, stored and/or transmitted in whole or in part by any manner of electronic, mechanical, photocopying, recording, broadcasting or otherwise now known or herein after developed without the previous express consent by the copyright owner, except for reproduction in daily press and regular printed publications on sale to the public within 60 days of the event related to those data/results and always provided that copyright symbol appears together as follows below.

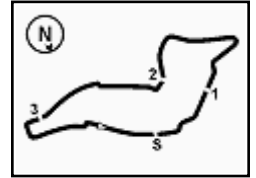
© DORNA WSBK ORGANIZATION Srl 2018

PIRELLI PERUGIA TIMING


Official Tyre Supplier



Official Timekeeper


4.5
STK1000
120/03


Imola Circuit 4.936 m

1 / 3

PATA Italian Round, 11-12-13 May 2018

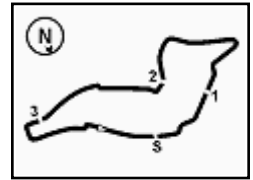
Superstock 1000 - Chronological Analysis Free Practice 3rd Session

1° 28 M. REITERBERGER (1'49.371)								5° 52 A. DELBIANCO (1'50.512)							
Lap	Seg.1	Seg.2	Seg.3	Seg.4	Lap Time	km/h	Local Time	Lap	Seg.1	Seg.2	Seg.3	Seg.4	Lap Time	km/h	Local Time
1		36.479	30.253	24.115			9:46'58.562	1							9:45'07.255
2	23.628	34.083	29.159	23.512	1'50.382	267,5	9:48'48.944	2	35.201	36.049	30.248	24.756	2'06.254P	211,5	9:47'13.509
3	23.314	34.050	29.161	22.846	1'49.371	265,5	9:50'38.315	3	23.746	35.052	29.564	23.564	1'51.926	246,7	9:49'05.435
4	23.660	37.571	30.971	23.202	1'55.404	263,6	9:52'33.719	4	23.772	34.545	29.356	23.278	1'50.951	251,9	9:50'56.386
5	23.541	33.880	29.094	4'25.449	5'51.964P	268,8	9:58'25.683	5	23.905	34.596	29.235	23.136	1'50.872	262,3	9:52'47.258
6	36.072	36.759	31.036	23.371	2'07.238P	169,7	10:00'32.921	6	23.749	34.619	28.909	23.235	1'50.512	256,1	9:54'37.770
7	23.470	33.980	29.255	23.018	1'49.723	268,2	10:02'22.644	7	23.785	34.566	29.086	23.231	1'50.668	256,7	9:56'28.438
8	23.361	33.980	29.193	23.346	1'49.880	268,8	10:04'12.524	8	24.379	39.270	31.713	10'37.869	12'13.231P	256,7	10:08'41.669
9	23.419	34.015	29.141	22.971	1'49.546	268,2	10:06'02.070	9	36.030	35.950	30.109	24.026	2'06.115P	189,6	10:10'47.784
10	23.406	33.979	29.119	23.035	1'49.539	268,2	10:07'51.609	10	23.945	34.713	29.296	23.257	1'51.211	264,2	10:12'38.995
11	25.303	37.394	31.100	2'36.443	4'10.240P	244,0	10:12'01.849								
12	34.653	35.299	29.550	34.014	2'13.516P	201,6	10:14'15.365	6° 70 L. VITALI (1'50.583)							
13	23.528	34.087	32.905	23.672	1'54.192	270,2	10:16'09.557	Lap	Seg.1	Seg.2	Seg.3	Seg.4	Lap Time	km/h	Local Time
								1							9:45'04.866
								2	35.834	37.532	30.241	24.773	2'08.380P	212,3	9:47'13.246
								3	23.869	35.541	29.928	23.871	1'53.209	259,8	9:49'06.455
								4	23.683	34.678	29.402	23.291	1'51.054	259,2	9:50'57.509
								5	24.123	34.984	29.438	23.250	1'51.795	261,7	9:52'49.304
								6	23.574	34.609	29.248	23.152	1'50.583	266,2	9:54'39.887
								7	23.591	34.859	29.271	23.033	1'50.754	267,5	9:56'30.641
								8	23.519	39.088	31.851	24.162	1'58.620	268,2	9:58'29.261
								9	23.755	35.011	29.542	7'22.191	8'50.499P	264,9	10:07'19.760
								10	35.788	35.121	29.489	23.189	2'03.587P	208,2	10:09'23.347
								11	23.641	34.852	36.073	26.002	2'00.568	266,8	10:11'23.915
								12	23.959	34.998	29.688	23.253	1'51.898	262,3	10:13'15.813
								13	23.714	34.826	29.606	23.262	1'51.408	265,5	10:15'07.221
								7° 7 M. SCHEIB (1'50.600)							
								Lap	Seg.1	Seg.2	Seg.3	Seg.4	Lap Time	km/h	Local Time
								1							9:45'03.195
								2	36.952	37.052	30.556	24.289	2'08.849P	216,6	9:47'12.044
								3	24.082	35.054	29.886	23.631	1'52.653	259,2	9:49'04.697
								4	23.634	34.942	29.659	23.293	1'51.528	263,6	9:50'56.225
								5	24.371	34.754	29.759	6'15.468	7'44.352P	244,0	9:58'40.577
								6	35.195	36.141	30.213	23.784	2'05.333P	200,5	10:00'45.910
								7	23.784	34.691	29.269	23.237	1'50.981	259,2	10:02'36.891
								8	23.785	34.722	29.332	23.383	1'51.222	257,9	10:04'28.113
								9	23.564	34.667	29.324	23.045	1'50.600	262,3	10:06'18.713
								10	23.635	34.719	29.458	25.483	1'53.295C	264,9	10:08'12.008
								11	25.238	35.575	29.808	23.542	1'54.163	239,1	10:10'06.171
								12	23.629	34.883	30.235	23.481	1'52.228	261,0	10:11'58.399
								13	23.813	34.746	29.318	23.285	1'51.162	257,9	10:13'49.561
								14	23.598	34.722	29.406	23.163	1'50.889	264,2	10:15'40.450
								8° 9 A. MANTOVANI (1'50.635)							
								Lap	Seg.1	Seg.2	Seg.3	Seg.4	Lap Time	km/h	Local Time
								1							9:44'49.796
								2	39.601	36.472	30.193	23.785	2'10.051P	199,4	9:46'59.847
								3	24.101	34.913	30.217	23.938	1'53.169	243,4	9:48'53.016
								4	23.643	34.992	29.608	23.362	1'51.605	251,9	9:50'44.621
								5	23.961	34.666	29.797	23.390	1'51.814	259,8	9:52'36.435
								6	23.755	34.702	29.722	23.318	1'51.497	257,9	9:54'27.932
								7	29.400	42.111	30.838	6'06.103	7'48.452P	218,8	10:02'16.384
								8	41.965	37.466	29.546	23.274	2'12.251P	139,1	10:04'28.635
								9	23.785	34.517	29.364	22.969	1'50.635	257,9	10:06'19.270
								10	23.556	34.515	29.401	23.241	1'50.713	257,9	10:08'09.983
								11	24.077	35.128	30.204	2'55.245	4'24.654P	259,2	10:12'34.637
								12	35.306	36.156	30.017	23.370	2'04.849P	186,0	10:14'39.486
								13	23.987	34.877	29.656	23.347	1'51.867	255,5	10:16'31.353
								9° 11 M. FERRARI (1'50.650)							
								Lap	Seg.1	Seg.2	Seg.3	Seg.4	Lap Time	km/h	Local Time

12/05/2018 P = Pits In/Out - C = Lap Time Cancelled

These data/results cannot be reproduced, stored and/or transmitted in whole or in part by any manner of electronic, mechanical, photocopying, recording, broadcasting or otherwise now known or herein after developed without the previous express consent by the copyright owner, except for reproduction in daily press and regular printed publications on sale to the public within 60 days of the event related to those data/results and always provided that copyright symbol appears together as follows below.

© DORNA WSBK ORGANIZATION Srl 2018



PATA Italian Round, 11-12-13 May 2018

Superstock 1000 - Chronological Analysis Free Practice 3rd Session

Imola Circuit 4.936 m

3 / 3

8	34.598	36.071	30.132	23.968	2'04.769P	194,7	10:06'26.933
9	24.138	35.764	29.762	23.468	1'53.132	261,7	10:08'20.065
10	23.781	35.041	29.598	23.581	1'52.001	260,4	10:10'12.066
11	24.159	35.541	29.873	23.825	1'53.398	259,8	10:12'05.464
12	24.071	35.758	29.973	23.754	1'53.556	253,1	10:13'59.020
13	23.854	35.050	29.550	23.477	1'51.931	264,9	10:15'50.951

14	24.887	36.281	31.278	24.677	1'57.123	237,5	10:16'09.229
----	--------	--------	--------	--------	----------	-------	--------------

18° 77 T. ALBERTO (1'53.352)							
Lap	Seg.1	Seg.2	Seg.3	Seg.4	Lap Time	km/h	Local Time
1							9:45'40.923
2	37.591	37.540	30.424	24.797	2'10.352P	164,2	9:47'51.275
3	24.746	36.048	30.672	24.368	1'55.834	241,8	9:49'47.109
4	24.494	35.786	30.108	24.232	1'54.620	251,3	9:51'41.729
5	24.669	35.494	29.919	24.144	1'54.226	250,2	9:53'35.955
6	24.253	35.181	29.911	24.007	1'53.352	250,7	9:55'29.307
7	24.222	35.382	30.043	24.130	1'53.777	256,1	9:57'23.084
8	24.572	35.873	30.067	23.943	1'54.455	242,3	9:59'17.539

22° 80 A. PONTONE (1'55.576)							
Lap	Seg.1	Seg.2	Seg.3	Seg.4	Lap Time	km/h	Local Time
1							9:45'39.238
2	36.979	38.068	31.351	24.850	2'11.248P	171,8	9:47'50.486
3	24.826	35.871	30.877	24.139	1'55.713	230,4	9:49'46.199
4	24.569	35.691	30.676	1'56.338	3'27.274P	241,8	9:53'13.473
5	37.246	36.954	33.508	25.739	2'13.447P	189,3	9:55'26.920
6	24.875	35.931	30.812	24.366	1'55.984	228,0	9:57'22.904
7	24.552	35.814	31.089	24.121	1'55.576	239,6	9:59'18.480

23° 10 A. YEGIN (1'59.302)							
Lap	Seg.1	Seg.2	Seg.3	Seg.4	Lap Time	km/h	Local Time
1							9:45'57.436
2	36.551	39.573	33.330	26.641	2'16.095P	188,0	9:48'13.531
3	26.528	38.653	32.407	25.320	2'02.908	203,1	9:50'16.439
4	25.892	37.680	32.106	24.922	2'00.600	214,0	9:52'17.039
5	25.555	37.682	31.740	24.746	1'59.723	227,5	9:54'16.762
6	25.498	37.148	31.933	24.907	1'59.486	227,5	9:56'16.248
7	26.417	38.638	31.993	5'49.562	7'26.610P	207,8	10:03'42.858
8	38.060	38.218	31.800	24.663	2'12.741P	164,5	10:05'55.599
9	25.421	37.580	31.659	24.888	1'59.548	234,4	10:07'55.147
10	25.378	37.666	31.692	24.566	1'59.302	231,4	10:09'54.449
11	27.280	39.717	33.602	24.928	2'05.527	246,2	10:11'59.976
12	25.540	37.404	32.416	24.837	2'00.197	215,3	10:14'00.173
13	25.294	37.686	32.059	24.509	1'59.548	231,9	10:15'59.721

19° 55 F. MARCHIONNI (1'53.738)							
Lap	Seg.1	Seg.2	Seg.3	Seg.4	Lap Time	km/h	Local Time
1							9:46'33.743
2	41.356	38.164	30.873	24.534	2'14.927P		9:48'48.670
3	24.254	35.316	30.184	23.984	1'53.738	244,5	9:50'42.408
4	24.427	35.620	34.906	2'36.613	4'11.566P	250,2	9:54'53.974
5	35.764	37.009	32.659	25.129	2'10.561P	180,7	9:57'04.535
6	24.306	35.423	30.301	23.797	1'53.827	251,9	9:58'58.362
7	25.139	36.842	32.225	3'34.615	5'08.821P	243,4	10:04'07.183
8	40.068	42.447	37.881	24.717	2'25.113P	139,8	10:06'32.296
9	24.416	35.223	30.502	24.205	1'54.346	244,0	10:08'26.642
10	24.546	35.628	30.293	23.871	1'54.338	246,2	10:10'20.980
11	24.868	35.294	30.455	23.829	1'54.446	256,7	10:12'15.426
12	24.477	35.306	30.260	23.801	1'53.844	241,2	10:14'09.270
13	26.223	39.919	34.838	23.699	2'04.679	234,4	10:16'13.949

20° 46 M. CUDEVILLE (1'54.540)							
Lap	Seg.1	Seg.2	Seg.3	Seg.4	Lap Time	km/h	Local Time
1							9:46'10.353
2	36.570	38.046	31.389	25.001	2'11.006P	157,8	9:48'21.359
3	24.975	36.739	30.865	23.566	1'56.145C	244,0	9:50'17.504
4	28.765	36.139	30.698	24.184	1'59.786C	209,8	9:52'17.290
5	24.571	36.017	30.686	24.095	1'55.369	246,2	9:54'12.659
6	24.828	36.228	30.517	24.184	1'55.757	246,2	9:56'08.416
7	24.649	35.957	30.236	24.327	1'55.169	252,5	9:58'03.585
8	25.068	40.063	31.666	8'15.416	9'52.213P	251,9	10:07'55.798
9	35.660	36.649	31.533	24.482	2'08.324P	201,3	10:10'04.122
10	24.588	35.828	30.622	23.885	1'54.923	251,9	10:11'59.045
11	24.476	35.787	30.334	23.943	1'54.540	254,9	10:13'53.585
12	24.467	36.131	30.409	24.079	1'55.086	254,9	10:15'48.671

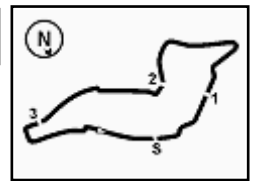
21° 31 V. SUCHET (1'55.140)							
Lap	Seg.1	Seg.2	Seg.3	Seg.4	Lap Time	km/h	Local Time
1							9:45'40.514
2	38.250	37.934	31.176	24.850	2'12.210P	171,0	9:47'52.724
3	24.801	35.887	30.966	24.567	1'56.221	244,0	9:49'48.945
4	25.199			24.760	1'56.200	230,9	9:51'45.145
5	24.630	36.095	30.579	24.499	1'55.803	245,6	9:53'40.948
6	24.733	35.629	30.495	24.325	1'55.182	244,5	9:55'36.130
7	24.688	35.799	30.363	24.415	1'55.265	247,3	9:57'31.395
8	25.430	38.559	33.170	5'14.766	6'51.925P	230,9	10:04'23.320
9	34.976	37.113	30.689	24.516	2'07.294P	200,1	10:06'30.614
10	25.140	35.840	30.606	24.154	1'55.740	245,6	10:08'26.354
11	24.674	35.562	30.842	24.072	1'55.150	246,7	10:10'21.504
12	24.514	35.477	31.108	24.363	1'55.462	251,9	10:12'16.966
13	24.633	35.830	30.233	24.444	1'55.140	247,9	10:14'12.106

12/05/2018 P = Pits In/Out - C = Lap Time Cancelled

These data/results cannot be reproduced, stored and/or transmitted in whole or in part by any manner of electronic, mechanical, photocopying, recording, broadcasting or otherwise now known or herein after developed without the previous express consent by the copyright owner, except for reproduction in daily press and regular printed publications on sale to the public within 60 days of the event related to those data/results and always provided that copyright symbol appears together as follows below.

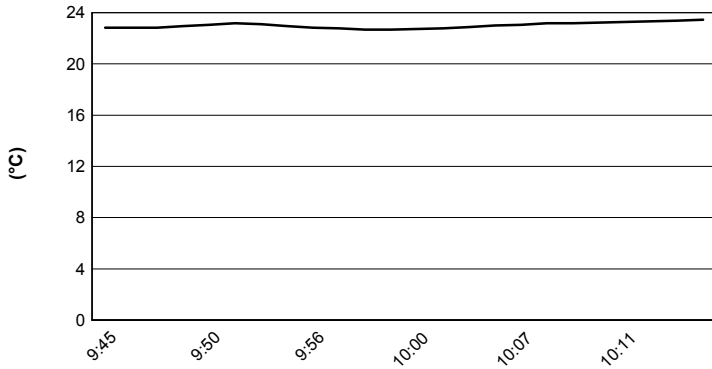
© DORNA WSBK ORGANIZATION Srl 2018



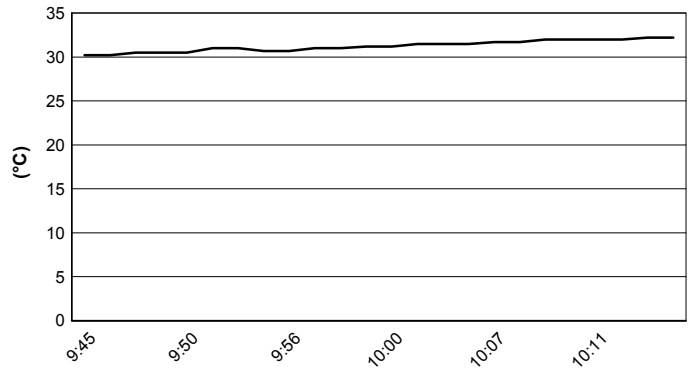


PATA Italian Round, 11-12-13 May 2018
Superstock 1000 - Weather Report Free Practice 3rd Session
 Session started 09:45 - Session ended 10:16

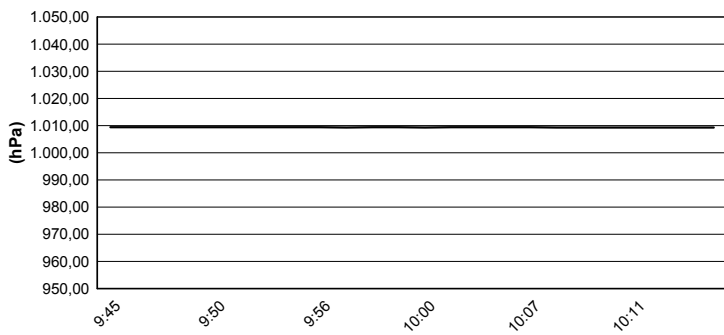
Air Temperature



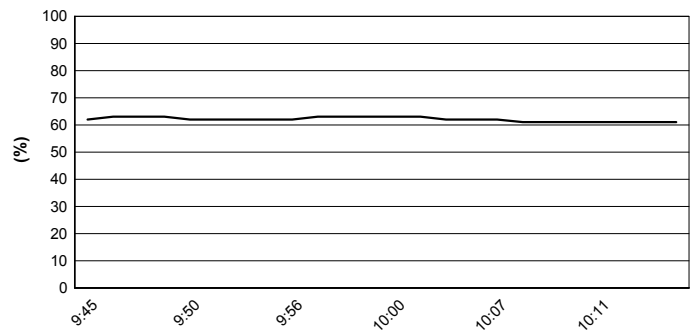
Track Temperature



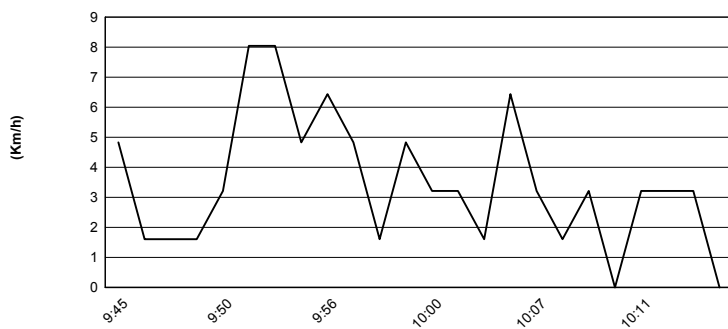
Air Pressure



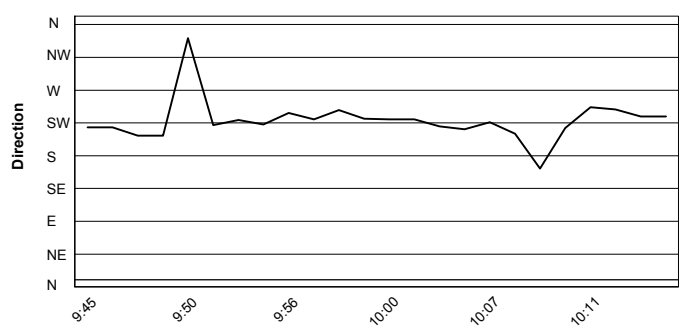
Humidity



Wind Speed



Wind Direction



12/05/2018

These data/results cannot be reproduced, stored and/or transmitted in whole or in part by any manner of electronic, mechanical, photocopying, recording, broadcasting or otherwise now known or herein after developed without the previous express consent by the copyright owner, except for reproduction in daily press and regular printed publications on sale to the public within 60 days of the event related to those data/results and always provided that copyright symbol appears together as follows below.

© DORNA WSBK ORGANIZATION Srl 2018

