

PATA Italian Round, 11-12-13 May 2018

Superstock 1000 - Results Qualifying

No.	Rider	Nat	Team	Bike	Time	Gap	Rel.	Laps	Speed	
									Avg	Max
1	7 M. SCHEIB	CHI	Aprilia Racing Team	Aprilia RSV4 RF	2'03.219			13	144,212	244,0
2	52 A. DELBIANCO	ITA	GULF ALTHEA BMW Racing Team	BMW S 1000 RR	2'03.583	0.364	0.364	13	143,787	250,2
3	23 L. SALVADORI	ITA	Berclaz Racing Team	BMW S 1000 RR	2'03.613	0.394	0.030	11	143,752	241,8
4	9 A. MANTOVANI	ITA	Nuova M2 Racing	Aprilia RSV4 RF	2'04.349	1.130	0.736	12	142,901	230,4
5	6 E. PUSCEDDU	ITA	D.K. Racing	BMW S 1000 RR	2'04.850	1.631	0.501	11	142,328	231,9
6	21 F. MARINO	FRA	URBIS Yamaha Motoxrcing STK Team	Yamaha YZF R1	2'05.345	2.126	0.495	11	141,766	235,5
7	15 F. SANDI	ITA	MOTOCORSA Racing	Ducati 1199 Panigale R	2'05.445	2.226	0.100	12	141,653	228,0
8	11 M. FERRARI	ITA	Barni Racing Team	Ducati 1199 Panigale R	2'05.769	2.550	0.324	14	141,288	231,9
9	28 M. REITERBERGER	GER	alpha Racing-Van Zon-BMW	BMW S 1000 RR	2'05.873	2.654	0.104	12	141,171	244,0
10	70 L. VITALI	ITA	Aprilia Racing Team	Aprilia RSV4 RF	2'06.194	2.975	0.321	13	140,812	237,5
11	55 F. MARCHIONNI	ITA	SPEED ACTION	Yamaha YZF R1	2'07.226	4.007	1.032	12	139,670	225,2
12	77 T. ALBERTO	PHI	MOTOCORSA Racing	Ducati 1199 Panigale R	2'07.366	4.147	0.140	11	139,516	233,4
13	2 R. TAMBURINI	ITA	Berclaz Racing Team	BMW S 1000 RR	2'07.378	4.159	0.012	11	139,503	220,6
14	16 G. RUJU	ITA	Team Pedercini Racing	Kawasaki ZX-10RR	2'07.387	4.168	0.009	11	139,493	226,6
15	59 A. SCHACHT	DEN	EAB SCHACHT Racing Team	Ducati 1199 Panigale R	2'07.974	4.755	0.587	12	138,853	228,5
16	76 S. CAVALIERI	ITA	Barni Racing Team	Ducati 1199 Panigale R	2'08.602	5.383	0.628	11	138,175	228,5
17	51 E. VIONNET	SUI	MOTOS VIONNET	BMW S 1000 RR	2'09.434	6.215	0.832	12	137,287	228,0
18	46 M. CUDEVILLE	FRA	Flembo Leader Team	Kawasaki ZX-10RR	2'09.874	6.655	0.440	7	136,822	234,9
19	45 J. BUEHN	GER	alpha Racing-Van Zon-BMW	BMW S 1000 RR	2'10.337	7.118	0.463	12	136,336	208,6
----- Not Qualified -----										
----- Out 107% in this Session -----										
20	80 A. PONTONE	ITA	FM Motoracing	Yamaha YZF R1	2'13.937	10.718	3.600	13	132,671	201,6
21	10 A. YEGIN	TUR	Nutec - Benjan - Kawasaki	Kawasaki ZX-10RR	2'16.842	13.623	2.905	11	129,855	204,3
22	31 V. SUCHET	SUI	Flembo Leader Team	Kawasaki ZX-10RR	2'18.152	14.933	1.310	10	128,624	207,8
23	84 R. RUSSO	ITA	C.M. Racing	Kawasaki ZX-10RR				2		185,1

Qualifying Lap Time (107% of 2'03.219): 2'11.845

N.80 (Pontone A.), 31 (Suchet V.), 84 (Russo R.) are allowed to start accordind to art. 1.15.6

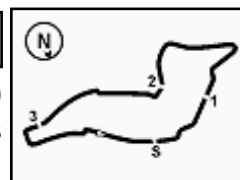
AIR	Humidity:	71%	Temp:	19°C
TRACK	Condition:	Wet	Temp:	27°C

Records	Pole (QP)	2015	O.Jezek	1'49.071	162,920	Km/h
	Race (RC)	2017	M.Scheib	1'49.381	162,460	Km/h
	Circuit (QP)	2015	O.Jezek	1'49.071	162,920	Km/h

Start 12/05/2018 15:00 End 15:32 The results are provisional until the end of the time limit for protests and appeals and the completion of the technical checks.

These data/results cannot be reproduced, stored and/or transmitted in whole or in part by any manner of electronic, mechanical, photocopying, recording, broadcasting or otherwise now known or herein after developed without the previous express consent by the copyright owner, except for reproduction in daily press and regular printed publications on sale to the public within 60 days of the event related to those data/results and always provided that copyright symbol appears together as follows below.

© DORNA WSBK ORGANIZATION Srl 2018



PATA Italian Round, 11-12-13 May 2018

Superstock 1000 - Results Qualifying

Session Highlights

Local Time	No. Rider	Description
14.53.06		Wet Practice
15.00.00		Start
15.05.55		Lights On
15.06.46	28 M. REITERBERGER	On the Gravel - Re-Joined - Turn 18
15.09.38	28 M. REITERBERGER	On the Gravel - Re-Joined - Turn 2
15.17.44	28 M. REITERBERGER	On the Gravel - Re-Joined - Turn 13
15.21.08	10 A. YEGIN	On the Gravel - Re-Joined - Turn 2
15.25.59	84 R. RUSSO	On the Gravel - Re-Joined - Turn 10
15.26.11	84 R. RUSSO	On the Gravel - Re-Joined - Turn 12
15.27.10	28 M. REITERBERGER	On the Gravel - Re-Joined - Turn 2
15.29.55	52 A. DELBIANCO	Lap Cancelled (2'04.476) - Exceeded Track Limits - Turn 22
15.32.16		End Of Session

Fastest Laps Sequence

No.	Rider	Nat	Team	Bike	Local Time	Time	Gap	Avg
52	A. DELBIANCO	ITA	GULF ALTHEA BMW Racing Team	BMW S 1000 RR	15:04'39.683	2'11.896		134,724
28	M. REITERBERGER	GER	alpha Racing-Van Zon-BMW	BMW S 1000 RR	15:04'43.860	2'11.745	-0.151	134,879
7	M. SCHEIB	CHI	Aprilia Racing Team	Aprilia RSV4 RF	15:06'15.050	2'10.295	-1.450	136,380
52	A. DELBIANCO	ITA	GULF ALTHEA BMW Racing Team	BMW S 1000 RR	15:06'48.214	2'08.531	-1.764	138,251
52	A. DELBIANCO	ITA	GULF ALTHEA BMW Racing Team	BMW S 1000 RR	15:08'56.007	2'07.793	-0.738	139,050
7	M. SCHEIB	CHI	Aprilia Racing Team	Aprilia RSV4 RF	15:16'58.880	2'07.187	-0.606	139,712
23	L. SALVADORI	ITA	Berclaz Racing Team	BMW S 1000 RR	15:17'56.933	2'06.953	-0.234	139,970
7	M. SCHEIB	CHI	Aprilia Racing Team	Aprilia RSV4 RF	15:19'05.406	2'06.526	-0.427	140,442
23	L. SALVADORI	ITA	Berclaz Racing Team	BMW S 1000 RR	15:20'03.031	2'06.098	-0.428	140,919
23	L. SALVADORI	ITA	Berclaz Racing Team	BMW S 1000 RR	15:22'07.924	2'04.893	-1.205	142,279
52	A. DELBIANCO	ITA	GULF ALTHEA BMW Racing Team	BMW S 1000 RR	15:24'53.352	2'04.694	-0.199	142,506
52	A. DELBIANCO	ITA	GULF ALTHEA BMW Racing Team	BMW S 1000 RR	15:26'57.327	2'03.975	-0.719	143,332
7	M. SCHEIB	CHI	Aprilia Racing Team	Aprilia RSV4 RF	15:27'29.690	2'03.742	-0.233	143,602
7	M. SCHEIB	CHI	Aprilia Racing Team	Aprilia RSV4 RF	15:29'32.909	2'03.219	-0.523	144,212

Start 12/05/2018 15:00 End 15:32 The results are provisional until the end of the time limit for protests and appeals and the completion of the technical checks.

These data/results cannot be reproduced, stored and/or transmitted in whole or in part by any manner of electronic, mechanical, photocopying, recording, broadcasting or otherwise now known or herein after developed without the previous express consent by the copyright owner, except for reproduction in daily press and regular printed publications on sale to the public within 60 days of the event related to those data/results and always provided that copyright symbol appears together as follows below.

© DORNA WSBK ORGANIZATION Srl 2018

PATA Italian Round, 11-12-13 May 2018

Superstock 1000 - Best Sector & Speed Qualifying

BEST LAP			
1	7 M. SCHEIB	Aprilia RSV4 RF	2'03.219
2	52 A. DELBIANCO	BMW S 1000 RR	2'03.583
3	23 L. SALVADORI	BMW S 1000 RR	2'03.613
4	9 A. MANTOVANI	Aprilia RSV4 RF	2'04.349
5	6 E. PUSCEDDU	BMW S 1000 RR	2'04.850
6	21 F. MARINO	Yamaha YZF R1	2'05.345
7	15 F. SANDI	Ducati 1199 Panigale R	2'05.445
8	11 M. FERRARI	Ducati 1199 Panigale R	2'05.769
9	28 M. REITERBERGER	BMW S 1000 RR	2'05.873
10	70 L. VITALI	Aprilia RSV4 RF	2'06.194
11	55 F. MARCHIONNI	Yamaha YZF R1	2'07.226
12	77 T. ALBERTO	Ducati 1199 Panigale R	2'07.366
13	2 R. TAMBURINI	BMW S 1000 RR	2'07.378
14	16 G. RUIU	Kawasaki ZX-10RR	2'07.387
15	59 A. SCHACHT	Ducati 1199 Panigale R	2'07.974
16	76 S. CAVALIERI	Ducati 1199 Panigale R	2'08.602
17	51 E. VIONNET	BMW S 1000 RR	2'09.434
18	46 M. CUDEVILLE	Kawasaki ZX-10RR	2'09.874
19	45 J. BUEHN	BMW S 1000 RR	2'10.337
20	80 A. PONTONE	Yamaha YZF R1	2'13.937
21	10 A. YEGIN	Kawasaki ZX-10RR	2'16.842
22	31 V. SUCHET	Kawasaki ZX-10RR	2'18.152
23	84 R. RUSSO	Kawasaki ZX-10RR	

SPEED			
1	52 A. DELBIANCO	BMW S 1000 RR	250,2
2	28 M. REITERBERGER	BMW S 1000 RR	244,0
3	7 M. SCHEIB	Aprilia RSV4 RF	244,0
4	23 L. SALVADORI	BMW S 1000 RR	241,8
5	70 L. VITALI	Aprilia RSV4 RF	237,5
6	21 F. MARINO	Yamaha YZF R1	235,5
7	46 M. CUDEVILLE	Kawasaki ZX-10RR	234,9
8	77 T. ALBERTO	Ducati 1199 Panigale R	233,4
9	6 E. PUSCEDDU	BMW S 1000 RR	231,9
10	11 M. FERRARI	Ducati 1199 Panigale R	231,9
11	9 A. MANTOVANI	Aprilia RSV4 RF	230,4
12	76 S. CAVALIERI	Ducati 1199 Panigale R	228,5
13	59 A. SCHACHT	Ducati 1199 Panigale R	228,5
14	15 F. SANDI	Ducati 1199 Panigale R	228,0
15	51 E. VIONNET	BMW S 1000 RR	228,0
16	16 G. RUIU	Kawasaki ZX-10RR	226,6
17	55 F. MARCHIONNI	Yamaha YZF R1	225,2
18	2 R. TAMBURINI	BMW S 1000 RR	220,6
19	45 J. BUEHN	BMW S 1000 RR	208,6
20	31 V. SUCHET	Kawasaki ZX-10RR	207,8
21	10 A. YEGIN	Kawasaki ZX-10RR	204,3
22	80 A. PONTONE	Yamaha YZF R1	201,6
23	84 R. RUSSO	Kawasaki ZX-10RR	185,1

SEG. 1		
1	7 M. SCHEIB	25.768
2	52 A. DELBIANCO	25.777
3	9 A. MANTOVANI	25.866
4	23 L. SALVADORI	26.017
5	70 L. VITALI	26.034
6	11 M. FERRARI	26.202
7	16 G. RUIU	26.410
8	77 T. ALBERTO	26.477
9	6 E. PUSCEDDU	26.514
10	15 F. SANDI	26.568
11	28 M. REITERBERGER	26.598
12	21 F. MARINO	26.630
13	59 A. SCHACHT	26.647
14	51 E. VIONNET	26.747
15	55 F. MARCHIONNI	26.767
16	2 R. TAMBURINI	26.857
17	46 M. CUDEVILLE	26.929
18	76 S. CAVALIERI	27.201
19	45 J. BUEHN	27.271
20	31 V. SUCHET	28.453
21	80 A. PONTONE	28.537
22	10 A. YEGIN	28.559
23	84 R. RUSSO	31.952

SEG. 2		
1	52 A. DELBIANCO	38.474
2	7 M. SCHEIB	38.738
3	23 L. SALVADORI	38.851
4	21 F. MARINO	38.881
5	6 E. PUSCEDDU	39.184
6	9 A. MANTOVANI	39.229
7	11 M. FERRARI	39.233
8	28 M. REITERBERGER	39.393
9	15 F. SANDI	39.396
10	70 L. VITALI	39.900
11	55 F. MARCHIONNI	39.912
12	16 G. RUIU	40.014
13	2 R. TAMBURINI	40.233
14	76 S. CAVALIERI	40.298
15	51 E. VIONNET	40.470
16	77 T. ALBERTO	40.571
17	59 A. SCHACHT	40.592
18	46 M. CUDEVILLE	41.113
19	45 J. BUEHN	41.584
20	80 A. PONTONE	41.886
21	10 A. YEGIN	43.195
22	31 V. SUCHET	43.891
23	84 R. RUSSO	45.777

SEG. 3		
1	52 A. DELBIANCO	32.442
2	7 M. SCHEIB	32.602
3	9 A. MANTOVANI	32.707
4	6 E. PUSCEDDU	32.892
5	15 F. SANDI	33.018
6	23 L. SALVADORI	33.024
7	21 F. MARINO	33.182
8	11 M. FERRARI	33.289
9	28 M. REITERBERGER	33.372
10	70 L. VITALI	33.420
11	55 F. MARCHIONNI	33.429
12	16 G. RUIU	33.521
13	59 A. SCHACHT	33.550
14	2 R. TAMBURINI	33.590
15	77 T. ALBERTO	33.630
16	76 S. CAVALIERI	33.812
17	51 E. VIONNET	34.022
18	46 M. CUDEVILLE	34.177
19	45 J. BUEHN	34.233
20	80 A. PONTONE	34.720
21	10 A. YEGIN	36.212
22	31 V. SUCHET	36.540
23	84 R. RUSSO	40.681

SEG. 4		
1	23 L. SALVADORI	25.721
2	52 A. DELBIANCO	25.842
3	7 M. SCHEIB	25.967
4	9 A. MANTOVANI	26.086
5	21 F. MARINO	26.258
6	6 E. PUSCEDDU	26.260
7	15 F. SANDI	26.463
8	28 M. REITERBERGER	26.508
9	11 M. FERRARI	26.641
10	77 T. ALBERTO	26.688
11	2 R. TAMBURINI	26.698
12	70 L. VITALI	26.699
13	59 A. SCHACHT	26.811
14	46 M. CUDEVILLE	26.829
15	16 G. RUIU	26.942
16	55 F. MARCHIONNI	27.108
17	45 J. BUEHN	27.122
18	76 S. CAVALIERI	27.291
19	51 E. VIONNET	27.356
20	80 A. PONTONE	27.963
21	10 A. YEGIN	28.478
22	31 V. SUCHET	29.130
23	84 R. RUSSO	30.017

12/05/2018

These data/results cannot be reproduced, stored and/or transmitted in whole or in part by any manner of electronic, mechanical, photocopying, recording, broadcasting or otherwise now known or herein after developed without the previous express consent by the copyright owner, except for reproduction in daily press and regular printed publications on sale to the public within 60 days of the event related to those data/results and always provided that copyright symbol appears together as follows below.

© DORNA WSBK ORGANIZATION Srl 2018

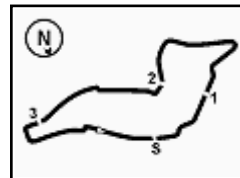
FICR PERUGIA TIMING



Official Tyre Supplier



Official Timekeeper



Imola Circuit 4.936 m

PATA Italian Round, 11-12-13 May 2018

Superstock 1000 - Ideal Time Qualifying

No.	Rider	Nat	Bike	Seg. 1	Seg. 2	Seg. 3	Seg. 4	Ideal Time			
				Diff. 1	Diff. 2	Diff. 3	Diff. 4	Best Lap	Pos.	Diff.	
1	52 A. DELBIANCO	ITA	BMW S 1000 RR	25.777	38.474	32.442 0.539	25.842 0.509	2'02.535	2'03.583	3	1.048
2	7 M. SCHEIB	CHI	Aprilia RSV4 RF	25.768 0.098	38.738	32.602 0.021	25.967 0.025	2'03.075	2'03.219	2	0.144
3	23 L. SALVADORI	ITA	BMW S 1000 RR	26.017	38.851	33.024	25.721	2'03.613	2'03.613	4	
4	9 A. MANTOVANI	ITA	Aprilia RSV4 RF	25.866 0.461	39.229	32.707	26.086	2'03.888	2'04.349	5	0.461
5	6 E. PUSCEDDU	ITA	BMW S 1000 RR	26.514	39.184	32.892	26.260	2'04.850	2'04.850	6	
6	21 F. MARINO	FRA	Yamaha YZF R1	26.630 0.218	38.881	33.182	26.258 0.176	2'04.951	2'05.345	7	0.394
7	11 M. FERRARI	ITA	Ducati 1199 Panigale R	26.202 0.182	39.233 0.049	33.289	26.641 0.173	2'05.365	2'05.769	9	0.404
8	15 F. SANDI	ITA	Ducati 1199 Panigale R	26.568	39.396	33.018	26.463	2'05.445	2'05.445	8	
9	28 M. REITERBERGER	GER	BMW S 1000 RR	26.598 0.002	39.393	33.372	26.508	2'05.871	2'05.873	10	0.002
10	70 L. VITALI	ITA	Aprilia RSV4 RF	26.034 0.141	39.900	33.420	26.699	2'06.053	2'06.194	11	0.141
11	16 G. RUIU	ITA	Kawasaki ZX-10RR	26.410 0.145	40.014 0.171	33.521	26.942 0.184	2'06.887	2'07.387	15	0.500
12	55 F. MARCHIONNI	ITA	Yamaha YZF R1	26.767	39.912 0.010	33.429	27.108	2'07.216	2'07.226	12	0.010
13	77 T. ALBERTO	PHI	Ducati 1199 Panigale R	26.477	40.571	33.630	26.688	2'07.366	2'07.366	13	
14	2 R. TAMBURINI	ITA	BMW S 1000 RR	26.857	40.233	33.590	26.698	2'07.378	2'07.378	14	
15	59 A. SCHACHT	DEN	Ducati 1199 Panigale R	26.647	40.592 0.374	33.550	26.811	2'07.600	2'07.974	16	0.374
16	51 E. VIONNET	SUI	BMW S 1000 RR	26.747	40.470 0.348	34.022 0.380	27.356 0.111	2'08.595	2'09.434	18	0.839
17	76 S. CAVALIERI	ITA	Ducati 1199 Panigale R	27.201	40.298	33.812	27.291	2'08.602	2'08.602	17	
18	46 M. CUDEVILLE	FRA	Kawasaki ZX-10RR	26.929 0.542	41.113	34.177	26.829 0.284	2'09.048	2'09.874	19	0.826
19	45 J. BUEHN	GER	BMW S 1000 RR	27.271 0.127	41.584	34.233	27.122	2'10.210	2'10.337	20	0.127
20	80 A. PONTONE	ITA	Yamaha YZF R1	28.537 0.299	41.886 0.370	34.720	27.963 0.162	2'13.106	2'13.937	21	0.831
21	10 A. YEGIN	TUR	Kawasaki ZX-10RR	28.559	43.195	36.212 0.253	28.478 0.145	2'16.444	2'16.842	22	0.398
22	31 V. SUCHET	SUI	Kawasaki ZX-10RR	28.453 0.138	43.891	36.540	29.130	2'18.014	2'18.152	23	0.138
Overall Ideal Time				25.768	38.474	32.442	25.721	2'02.405			

12/05/2018

These data/results cannot be reproduced, stored and/or transmitted in whole or in part by any manner of electronic, mechanical, photocopying, recording, broadcasting or otherwise now known or herein after developed without the previous express consent by the copyright owner, except for reproduction in daily press and regular printed publications on sale to the public within 60 days of the event related to those data/results and always provided that copyright symbol appears together as follows below.

© DORNA WSBK ORGANIZATION Srl 2018

FICR PERUGIA TIMING



Official Tyre Supplier

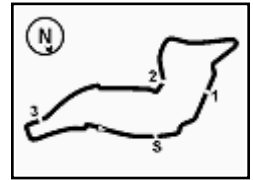


Official Timekeeper



5.4

STK1000
120/03



Imola Circuit 4.936 m

1 / 3

PATA Italian Round, 11-12-13 May 2018

Superstock 1000 - Chronological Analysis Qualifying

1° 7 M. SCHEIB (2'03.219)							
Lap	Seg.1	Seg.2	Seg.3	Seg.4	Lap Time	km/h	Local Time
1							15:01'30.966
2	41.386	47.246	36.298	28.859	2'33.789P	131,5	15:04'04.755
3	26.990	41.735	34.573	26.997	2'10.295	233,4	15:06'15.050
4	26.509	40.920	34.060	27.604	2'09.093	227,0	15:08'24.143
5	26.749	41.331	34.874	27.796	2'10.750	234,9	15:10'34.893
6	26.607	41.077	33.901	26.905	2'08.490	234,9	15:12'43.383
7	27.132	40.673	33.706	26.799	2'08.310	232,9	15:14'51.693
8	26.641	40.214	33.472	26.860	2'07.187	231,4	15:16'58.880
9	26.641	39.805	32.949	27.131	2'06.526	223,3	15:19'05.406
10	27.403	40.557	35.424	2'21.515	4'04.899P	223,8	15:23'10.305
11	35.954	39.755	33.455	26.479	2'15.643P	197,6	15:25'25.948
12	25.956	39.022	32.602	26.162	2'03.742	238,0	15:27'29.690
13	25.866	38.738	32.623	25.992	2'03.219	236,5	15:29'32.909
14	25.768	39.069	32.686	25.967	2'03.490	244,0	15:31'36.399

5° 6 E. PUSCEDDU (2'04.850)							
Lap	Seg.1	Seg.2	Seg.3	Seg.4	Lap Time	km/h	Local Time
1							15:01'46.755
2	50.787	50.985	39.694	31.349	2'52.815P		15:04'39.570
3	28.027	44.900	35.685	27.903	2'16.515	212,3	15:06'56.085
4	28.370	43.641	35.199	27.614	2'14.824	208,2	15:09'10.909
5	28.261	42.324	34.894	27.883	2'13.362	219,2	15:11'24.271
6	28.242	43.842	35.703	4'37.140	6'24.927P	212,3	15:17'49.198
7	41.593	43.326	34.897	27.932	2'27.748P	155,3	15:20'16.946
8	27.784	41.458	34.207	27.634	2'11.083	218,3	15:22'28.029
9	27.646	40.869	33.826	27.266	2'09.607	217,9	15:24'37.636
10	26.953	39.994	33.329	26.755	2'07.031	231,9	15:26'44.667
11	26.594	40.222	33.446	26.618	2'06.880	229,0	15:28'51.547
12	26.514	39.184	32.892	26.260	2'04.850	227,0	15:30'56.397

2° 52 A. DELBIANCO (2'03.583)							
Lap	Seg.1	Seg.2	Seg.3	Seg.4	Lap Time	km/h	Local Time
1							14:59'55.842
2	39.886	46.426	37.772	27.861	2'31.945P	173,7	15:02'27.787
3	26.550	43.030	35.115	27.201	2'11.896	240,2	15:04'39.683
4	26.432	41.284	34.132	26.683	2'08.531	250,2	15:06'48.214
5	26.426	40.804	33.965	26.598	2'07.793	237,5	15:08'56.007
6	27.790	41.370	34.298	27.046	2'10.504	222,8	15:11'06.511
7	27.489	40.941	34.371	3'19.338	5'02.139P	219,2	15:16'08.650
8	36.501	42.300	37.630	29.054	2'25.485P	153,3	15:18'34.135
9	27.191	40.554	33.447	26.405	2'07.597	235,5	15:20'41.732
10	26.734	40.229	33.763	26.200	2'06.926	236,5	15:22'48.658
11	26.646	39.416	32.717	25.915	2'04.694	224,7	15:24'53.352
12	26.409	38.965	32.759	25.842	2'03.975	233,9	15:26'57.327
13	26.028	39.016	32.442	26.990	2'04.476C	238,6	15:29'01.803
14	25.777	38.474	32.981	26.351	2'03.583	250,2	15:31'05.386

6° 21 F. MARINO (2'05.345)							
Lap	Seg.1	Seg.2	Seg.3	Seg.4	Lap Time	km/h	Local Time
1							15:06'24.966
2	37.728	45.703	37.598	29.269	2'30.298P	196,5	15:08'55.264
3	28.848	42.716	36.584	28.176	2'16.324	209,0	15:11'11.588
4	27.550	41.767	35.130	27.680	2'12.127	223,3	15:13'23.715
5	27.837	41.496	35.181	32.238	2'16.752	216,6	15:15'40.467
6	27.711	40.271	34.231	27.466	2'09.679	210,7	15:17'50.146
7	27.286	40.381	34.149	27.127	2'08.943	214,0	15:19'59.089
8	27.041	40.150	34.106	27.144	2'08.441	220,6	15:22'07.530
9	27.386	39.859	33.396	26.865	2'07.506	223,8	15:24'15.036
10	26.683	39.599	33.556	27.251	2'07.089	226,6	15:26'22.125
11	26.848	38.881	33.182	26.434	2'05.345	214,9	15:28'27.470
12	26.630	39.180	33.343	26.258	2'05.411	235,5	15:30'32.881

3° 23 L. SALVADORI (2'03.613)							
Lap	Seg.1	Seg.2	Seg.3	Seg.4	Lap Time	km/h	Local Time
1							15:00'04.265
2	41.734	56.684	48.755	6'29.522	8'56.695P	156,4	15:09'00.960
3	38.698	44.503	35.874	27.960	2'27.035P	177,2	15:11'27.995
4	27.762	41.929	35.049	27.344	2'12.084	214,0	15:13'40.079
5	27.277	40.917	34.658	27.049	2'09.901	221,9	15:15'49.980
6	26.513	40.042	33.570	26.828	2'06.953	236,0	15:17'56.933
7	26.464	39.492	33.473	26.669	2'06.098	232,9	15:20'03.031
8	26.050	39.247	33.308	26.288	2'04.893	237,5	15:22'07.924
9	26.851	39.362	33.135	26.510	2'05.858	227,0	15:24'13.782
10	26.273	39.433	33.553	26.519	2'05.778	232,9	15:26'19.560
11	26.025	39.047	33.054	25.927	2'04.053	241,8	15:28'23.613
12	26.017	38.851	33.024	25.721	2'03.613	236,0	15:30'27.226

7° 15 F. SANDI (2'05.445)							
Lap	Seg.1	Seg.2	Seg.3	Seg.4	Lap Time	km/h	Local Time
1							15:00'06.468
2	39.309	49.659	38.890	28.759	2'36.617P	162,3	15:02'43.085
3	27.686	44.904	36.830	27.503	2'16.923	202,4	15:05'00.008
4	26.703	42.928	35.077	27.023	2'11.731	228,0	15:07'11.739
5	26.855	41.767	34.471	27.129	2'10.222	215,7	15:09'21.961
6	26.760	41.799	34.372	28.047	2'10.978	219,7	15:11'32.939
7	27.871	43.797	37.815	3'39.441	5'28.924P	212,7	15:17'01.863
8	44.155	43.839	39.428	27.407	2'34.829P		15:19'36.692
9	26.735	40.314	33.421	27.036	2'07.506	213,2	15:21'44.198
10	27.040	40.503	33.288	27.117	2'07.948	219,7	15:23'52.146
11	26.857	39.765	33.275	27.411	2'07.308	208,2	15:25'59.454
12	26.694	39.415	33.034	27.109	2'06.252	211,5	15:28'05.706
13	26.568	39.396	33.018	26.463	2'05.445	209,4	15:30'11.151

4° 9 A. MANTOVANI (2'04.349)							
Lap	Seg.1	Seg.2	Seg.3	Seg.4	Lap Time	km/h	Local Time
1		47.508	37.590	28.907			15:02'32.385
2	27.191	42.398	35.292	26.921	2'11.802	208,2	15:04'44.187
3	26.586	42.191	34.806	27.323	2'10.906	213,2	15:06'55.093
4	29.463	43.756	34.452	27.223	2'14.894	197,6	15:09'09.987
5	28.030	41.455	34.749	27.392	2'11.626	219,2	15:11'21.613
6	27.272	41.337	33.976	27.179	2'09.764	218,3	15:13'31.377
7	33.628	53.451	35.618	30.015	2'32.712	169,7	15:16'04.089
8	33.342	50.428	35.258	1'23.223	3'22.251P	155,7	15:19'26.340
9	39.107	40.940	34.812	27.296	2'22.155P	171,0	15:21'48.495
10	26.656	40.679	33.894	27.243	2'08.472	220,6	15:23'56.967
11	26.360	43.069	34.519	26.942	2'10.890	219,2	15:26'07.857
12	26.327	39.229	32.707	26.086	2'04.349	221,5	15:28'12.206
13	25.866	39.255	33.166	26.539	2'04.826	230,4	15:30'17.032

8° 11 M. FERRARI (2'05.769)							
Lap	Seg.1	Seg.2	Seg.3	Seg.4	Lap Time	km/h	Local Time
1							15:00'49.156
2	40.436	49.874	40.046	31.054	2'41.410P	167,8	15:03'30.566
3	29.112	45.901	37.021	29.159	2'21.193	197,6	15:05'51.759
4	27.753	43.906	36.351	28.655	2'16.665	215,7	15:08'08.424
5	28.787	42.941	35.995	28.827	2'16.550	212,3	15:10'24.974
6	27.917	41.765	35.192	28.231	2'13.105	210,3	15:12'38.079
7	27.557	41.219	35.208	27.692	2'11.676	211,1	15:14'49.755
8	27.277	40.979	34.495	27.387	2'10.138	217,0	15:16'59.893
9	26.930	40.079	33.759	27.396	2'08.164	223,3	15:19'08.057
10	26.549	39.762	33.748	27.230	2'07.289	227,0	15:21'15.346
11	26.470	39.616	33.728	27.286	2'07.100	221,9	15:23'22.446
12	26.470	39.233	33.649	27.131	2'06.483	227,0	15:25'28.929
13	26.319	39.363	33.394	26.793	2'05.869	231,9	15:27'34.798
14	26.384	39.282	33.289	26.814	2'05.769	224,7	15:29'40.567
15	26.202	39.615	33.371	26.641	2'05.829	230,4	15:31'46.396

12/05/2018 P = Pits In/Out - C = Lap Time Cancelled

These data/results cannot be reproduced, stored and/or transmitted in whole or in part by any manner of electronic, mechanical, photocopying, recording, broadcasting or otherwise now known or herein after developed without the previous express consent by the copyright owner, except for reproduction in daily press and regular printed publications on sale to the public within 60 days of the event related to those data/results and always provided that copyright symbol appears together as follows below.

© DORNA WSBK ORGANIZATION Srl 2018

FICR PERUGIA TIMING



Official Tyre Supplier

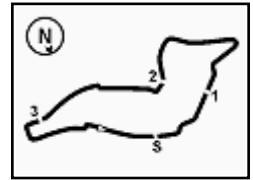


Official Timekeeper



5.4

STK1000
120/03



Imola Circuit 4.936 m

2 / 3

PATA Italian Round, 11-12-13 May 2018

Superstock 1000 - Chronological Analysis Qualifying

9° 28 M. REITERBERGER (2'05.873)								13° 2 R. TAMBURINI (2'07.378)							
Lap	Seg.1	Seg.2	Seg.3	Seg.4	Lap Time	km/h	Local Time	Lap	Seg.1	Seg.2	Seg.3	Seg.4	Lap Time	km/h	Local Time
1							15:00'02.662	1							15:00'16.519
2	37.097	45.458	37.809	29.089	2'29.453P	173,7	15:02'32.115	2	39.712	58.365	51.568	6'01.826	8'31.471P	170,2	15:08'47.990
3	27.060	41.866	35.410	27.409	2'11.745	217,9	15:04'43.860	3	41.649	46.178	38.382	29.806	2'36.015P	162,8	15:11'24.005
4	26.598	41.719	35.048	31.670	2'15.035	232,4	15:06'58.895	4	30.237	45.001	35.818	28.492	2'19.548	188,0	15:13'43.553
5	27.077	41.806	34.622	27.448	2'10.953	233,9	15:09'09.848	5	28.639	43.659	36.506	32.576	2'21.380	202,8	15:16'04.933
6	47.161	45.697	37.556	4'14.627	6'25.041P	244,0	15:15'34.889	6	28.782	43.011	35.129	28.633	2'15.555	195,8	15:18'20.488
7	38.143	42.442	39.061	29.599	2'29.245P	180,7	15:18'04.134	7	28.227	43.604	36.290	29.444	2'17.565	203,5	15:20'38.053
8	27.700	40.623	34.743	27.992	2'11.058	214,0	15:20'15.192	8	27.855	41.778	35.506	27.315	2'12.454	205,1	15:22'50.507
9	27.071	40.043	34.236	27.244	2'08.594	231,4	15:22'23.786	9	27.555	41.528	34.584	28.001	2'11.668	210,7	15:25'02.175
10	26.600	39.757	34.002	27.504	2'07.863	231,9	15:24'31.649	10	27.525	41.026	34.497	27.363	2'10.411	219,7	15:27'12.586
11	26.987	39.640	33.974	28.129	2'08.730	238,0	15:26'40.379	11	27.243	40.846	35.552	28.228	2'11.869	218,3	15:29'24.455
12	30.162	42.912	34.968	27.432	2'15.474	239,1	15:28'55.853	12	26.857	40.233	33.590	26.698	2'07.378	220,6	15:31'31.833
13	26.600	39.393	33.372	26.508	2'05.873	229,9	15:31'01.726								

10° 70 L. VITALI (2'06.194)								14° 16 G. RUIU (2'07.387)							
Lap	Seg.1	Seg.2	Seg.3	Seg.4	Lap Time	km/h	Local Time	Lap	Seg.1	Seg.2	Seg.3	Seg.4	Lap Time	km/h	Local Time
1							15:00'09.413	1							15:06'21.267
2	36.744	49.539	39.705	28.997	2'34.985P	187,0	15:02'44.398	2	38.678	47.519	37.768	30.025	2'33.990P	186,7	15:08'55.257
3	27.011	45.011	38.022	28.616	2'18.660	207,0	15:05'03.058	3	28.558	42.737	35.271	28.269	2'14.835	219,7	15:11'10.092
4	26.493	43.344	36.264	27.153	2'13.254	216,6	15:07'16.312	4	27.673	43.645	35.043	27.716	2'14.077	226,6	15:13'24.169
5	26.034	42.409	35.241	26.802	2'10.486	226,6	15:09'26.798	5	27.693	41.442	34.620	28.014	2'11.769	209,4	15:15'35.938
6	26.932	41.964	34.846	26.895	2'10.637	228,5	15:11'37.435	6	27.689	41.255	34.356	27.843	2'11.143	208,6	15:17'47.081
7	27.322	41.599	35.037	27.221	2'11.179	207,0	15:13'48.614	7	27.246	41.234	34.145	28.147	2'10.772	217,0	15:19'57.853
8	27.223	42.248	35.287	1'27.742	3'12.500P	221,0	15:17'01.114	8	27.258	40.944	34.014	27.734	2'09.950	215,7	15:22'07.803
9	44.167	46.048	38.973	27.666	2'36.854P	154,4	15:19'37.968	9	27.314	40.379	33.541	26.942	2'08.176	210,7	15:24'15.979
10	26.952	40.749	34.278	27.015	2'08.994	215,7	15:21'46.962	10	26.410	40.014	33.999	27.685	2'08.108	224,7	15:26'24.087
11	26.684	41.467	34.149	27.366	2'09.666	226,6	15:23'56.628	11	26.833	42.955	35.021	27.263	2'12.072	214,4	15:28'36.159
12	26.551	40.523	33.823	26.849	2'07.746	237,5	15:26'04.374	12	26.555	40.185	33.521	27.126	2'07.387	221,0	15:30'43.546
13	26.230	39.904	33.479	26.700	2'06.313	223,8	15:28'10.687								
14	26.175	39.900	33.420	26.699	2'06.194	229,5	15:30'16.881								

11° 55 F. MARCHIONNI (2'07.226)								15° 59 A. SCHACHT (2'07.974)							
Lap	Seg.1	Seg.2	Seg.3	Seg.4	Lap Time	km/h	Local Time	Lap	Seg.1	Seg.2	Seg.3	Seg.4	Lap Time	km/h	Local Time
1							15:01'33.666	1							15:00'05.546
2	41.377	46.992	37.835	29.780	2'35.984P	141,5	15:04'09.650	2	39.019	48.834	38.850	29.193	2'35.896P	157,8	15:02'41.442
3	27.712	42.823	35.712	28.379	2'14.626	218,3	15:06'24.276	3	28.010	44.874	36.342	27.832	2'17.058	220,1	15:04'58.500
4	27.960	42.436	36.571	28.180	2'15.147	218,3	15:08'39.423	4	27.747	43.146	35.887	27.428	2'14.208	208,6	15:07'12.708
5	27.902	41.490	35.087	27.426	2'11.905	213,6	15:10'51.328	5	27.259	42.386	34.874	27.241	2'11.760	214,9	15:09'24.468
6	28.901	44.182	39.422	2'47.207	4'39.712P	225,2	15:15'31.040	6	27.184	41.737	34.483	27.246	2'10.650	223,8	15:11'35.118
7	40.461	42.047	39.834	31.263	2'33.605P	166,3	15:18'04.645	7	27.473	42.353	35.634	3'39.184	5'24.644P	222,4	15:16'59.762
8	28.227	41.565	35.070	28.217	2'13.079	203,1	15:20'17.724	8	39.406	43.405	35.120	28.081	2'26.012P	160,1	15:19'25.774
9	27.437	41.198	34.447	28.067	2'11.149	216,6	15:22'28.873	9	27.971	41.672	34.590	27.560	2'11.793	205,5	15:21'37.567
10	27.565	40.668	34.182	27.912	2'10.327	209,4	15:24'39.200	10	27.466	41.117	33.993	27.562	2'10.138	218,8	15:23'47.705
11	27.259	40.198	33.600	27.489	2'08.546	218,3	15:26'47.746	11	26.962	40.979	33.819	27.153	2'08.913	222,8	15:25'56.618
12	27.439	39.912	33.656	27.320	2'08.327	221,0	15:28'56.073	12	26.836	40.592	33.759	27.505	2'08.692	224,2	15:28'05.310
13	26.767	39.922	33.429	27.108	2'07.226	215,3	15:31'03.299	13	26.647	40.966	33.550	26.811	2'07.974	228,5	15:30'13.284

12° 77 T. ALBERTO (2'07.366)								16° 76 S. CAVALIERI (2'08.602)							
Lap	Seg.1	Seg.2	Seg.3	Seg.4	Lap Time	km/h	Local Time	Lap	Seg.1	Seg.2	Seg.3	Seg.4	Lap Time	km/h	Local Time
1							15:00'00.949	1							15:00'50.880
2	41.740	52.445	40.407	1'44.676	3'59.268P	123,7	15:04'00.217	2	42.227	51.090	40.290	31.737	2'45.344P	154,2	15:03'36.224
3	39.391	48.145	39.287	2'38.525	4'45.348P	178,3	15:08'45.565	3	29.811	46.694	37.213	29.490	2'23.208	204,3	15:05'59.432
4	42.821	45.969	38.298	30.194	2'37.282P	171,8	15:11'22.847	4	28.604	44.828	35.748	28.779	2'17.959	194,7	15:08'17.391
5	29.265	45.144	36.805	29.050	2'20.264	195,1	15:13'43.111	5	29.159	44.392	36.044	29.253	2'18.848	208,2	15:10'36.239
6	28.351	43.838	36.688	29.032	2'17.909	203,5	15:16'01.020	6	30.882	46.591	37.567	4'39.182	6'34.222P	192,6	15:17'10.461
7	28.565	43.040	35.887	29.651	2'17.143	204,7	15:18'18.163	7	39.811	45.987	36.387	29.052	2'31.237P	170,5	15:19'41.698
8	28.816	43.126	35.627	28.734	2'16.303	207,8	15:20'34.466	8	28.875	42.617	35.158	28.585	2'15.235	208,6	15:21'56.933
9	28.923	45.589	36.905	1'30.981	3'22.398P	193,0	15:23'56.864	9	28.437	42.088	34.842	28.536	2'13.903	216,6	15:24'10.836
10	39.408	42.292	35.311	27.760	2'24.771P	157,1	15:26'21.635	10	27.897	41.474	34.508	28.224	2'12.103	212,7	15:26'22.939
11	27.720	40.833	34.083	26.803	2'09.439	209,0	15:28'31.074	11	27.715	40.894	34.063	27.526	2'10.198	206,2	15:28'33.137
12	26.477	40.571	33.630	26.688	2'07.366	233,4	15:30'38.440	12	27.201	40.298	33.812	27.291	2'08.602	228,5	15:30'41.739

17° 51 E. VIONNET (2'09.434)							
Lap	Seg.1	Seg.2	Seg.3	Seg.4	Lap Time	km/h	Local Time
1							15:00'00.000

12/05/2018 P = Pits In/Out - C = Lap Time Cancelled

These data/results cannot be reproduced, stored and/or transmitted in whole or in part by any manner of electronic, mechanical, photocopying, recording, broadcasting or otherwise now known or herein after developed without the previous express consent by the copyright owner, except for reproduction in daily press and regular printed publications on sale to the public within 60 days of the event related to those data/results and always provided that copyright symbol appears together as follows below.

© DORNA WSBK ORGANIZATION Srl 2018

FKR PERUGIA TIMING



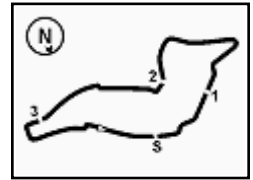
Official Tyre Supplier



Official Timekeeper



5.4
STK1000
120/03



Imola Circuit 4.936 m

3 / 3

PATA Italian Round, 11-12-13 May 2018

Superstock 1000 - Chronological Analysis Qualifying

Lap	Seg.1	Seg.2	Seg.3	Seg.4	Lap Time	km/h	Local Time
1							15:00'05.184
2	40.028	48.451	39.217	29.380	2'37.076P	152,0	15:02'42.260
3	28.114	45.597	38.007	28.715	2'20.433	195,4	15:05'02.693
4	28.206	43.793	36.936	28.977	2'17.912	193,0	15:07'20.605
5	28.111	43.821	36.604	29.027	2'17.563	195,1	15:09'38.168
6	28.740	43.747	37.364	3'18.036	5'07.887P	189,9	15:14'46.055
7	39.045	43.195	35.710	28.361	2'26.311P	151,8	15:17'12.366
8	28.226	42.252	35.452	28.109	2'14.039	188,0	15:19'26.405
9	27.827	41.858	35.013	27.954	2'12.652	203,1	15:21'39.057
10	27.433	41.112	34.554	27.737	2'10.836	209,0	15:23'49.893
11	26.747	40.818	34.402	27.467	2'09.434	228,0	15:25'59.327
12	27.305	40.470	34.022	27.833	2'09.630	202,4	15:28'08.957
13	27.399	41.080	34.410	27.356	2'10.245	212,7	15:30'19.202

Lap	Seg.1	Seg.2	Seg.3	Seg.4	Lap Time	km/h	Local Time
5	29.843	46.620	37.911	29.869	2'24.243	182,6	15:13'32.001
6	30.546	45.639	36.775	30.061	2'23.021	176,0	15:15'55.022
7	30.132	45.560	37.239	30.389	2'23.320	185,1	15:18'18.342
8	29.197	44.533	36.641	30.095	2'20.466	190,9	15:20'38.808
9	1'32.715	46.414	36.709	29.644	3'25.482	198,7	15:24'04.290
10	28.756	44.090	36.322	28.518	2'17.686	204,3	15:26'21.976
11	28.559	43.195	36.465	28.623	2'16.842	197,2	15:28'38.818
12	28.926	43.656	36.212	28.478	2'17.272	192,0	15:30'56.090

22° 31 V. SUCHET (2'18.152)							
Lap	Seg.1	Seg.2	Seg.3	Seg.4	Lap Time	km/h	Local Time
1							14:59'52.040
2	45.620	49.194	40.778	31.052	2'46.644P	132,0	15:02'38.684
3	29.891	46.649	38.878	29.490	2'24.908	184,1	15:05'03.592
4	28.453	45.384	37.605	29.206	2'20.648	207,8	15:07'24.240
5	29.210	44.809	37.720	29.525	2'21.264	203,5	15:09'45.504
6	29.943	45.659	37.945	30.571	2'24.118	184,4	15:12'09.622
7	30.358	45.662	38.024	30.644	2'24.688	182,9	15:14'34.310
8	30.705	48.589	41.768	6'16.153	8'17.215P	182,2	15:22'51.525
9	42.384	47.204	38.655	30.405	2'38.648P	135,8	15:25'30.173
10	29.138	44.629	36.822	30.050	2'20.639	194,4	15:27'50.812
11	28.591	43.891	36.540	29.130	2'18.152	200,1	15:30'08.964

18° 46 M. CUDEVILLE (2'09.874)							
Lap	Seg.1	Seg.2	Seg.3	Seg.4	Lap Time	km/h	Local Time
1		48.385	39.235	28.895		146,8	15:02'32.999
2	27.656	43.907	35.858	27.913	2'15.334	214,9	15:04'48.333
3	26.929	42.660	35.444	26.829	2'11.862	233,4	15:07'00.195
4	27.131	42.356	35.182	28.003	2'12.672	234,9	15:09'12.867
5	27.471	42.689	34.906	27.584	2'12.650	234,4	15:11'25.517
6	29.688	45.556	37.005	12'19.097	14'11.346P	194,4	15:25'36.863
7	40.211	43.847	36.072	28.801	2'28.931P	169,9	15:28'05.794
8	27.471	41.113	34.177	27.113	2'09.874	225,6	15:30'15.668

23° 84 R. RUSSO							
Lap	Seg.1	Seg.2	Seg.3	Seg.4	Lap Time	km/h	Local Time
1							15:00'58.722
2	49.066	55.475	46.729	20'43.442	23'14.712P		15:24'13.434
3	42.748	52.174	52.289	30.017	2'57.228P	150,9	15:27'10.662

19° 45 J. BUEHN (2'10.337)							
Lap	Seg.1	Seg.2	Seg.3	Seg.4	Lap Time	km/h	Local Time
1							15:00'48.085
2	41.028	51.590	41.072	31.440	2'45.130P	165,0	15:03'33.215
3	29.850	47.593	38.240	29.121	2'24.804	188,0	15:05'58.019
4	29.472	44.971	36.992	28.818	2'20.253	186,7	15:08'18.272
5	28.751	44.773	36.276	28.842	2'18.642	192,6	15:10'36.914
6	29.303	43.788	35.945	29.145	2'18.181	187,6	15:12'55.095
7	28.540	42.784	35.234	28.260	2'14.818	189,6	15:15'09.913
8	28.488	42.910	35.268	28.285	2'14.951	197,6	15:17'24.864
9	28.839	43.772	36.222	3'23.122	5'11.955P	196,1	15:22'36.819
10	38.897	43.473	36.222	28.704	2'27.296P	167,3	15:25'04.115
11	28.023	42.139	34.913	27.819	2'12.894	197,2	15:27'17.009
12	27.271	41.844	34.514	27.577	2'11.206	208,6	15:29'28.215
13	27.398	41.584	34.233	27.122	2'10.337	208,2	15:31'38.552

20° 80 A. PONTONE (2'13.937)							
Lap	Seg.1	Seg.2	Seg.3	Seg.4	Lap Time	km/h	Local Time
1							15:00'12.282
2	43.519	51.056	44.138	32.005	2'50.718P	132,4	15:03'03.000
3	31.160	46.917	39.525	30.169	2'27.771	172,1	15:05'30.771
4	29.961	45.306	37.379	28.941	2'21.587	183,5	15:07'52.358
5	30.125	45.015	37.470	29.368	2'21.978	192,0	15:10'14.336
6	30.447	44.938	37.212	28.923	2'21.520	183,5	15:12'35.856
7	29.447	43.836	36.479	28.648	2'18.410	201,6	15:14'54.266
8	29.593	43.342	35.514	28.360	2'16.809	183,5	15:17'11.075
9	29.600	43.515	35.543	28.781	2'17.439	193,0	15:19'28.514
10	29.115	42.905	35.390	28.246	2'15.656	183,8	15:21'44.170
11	28.931	42.492	34.959	27.963	2'14.345	190,3	15:23'58.515
12	28.537	41.886	35.490	1'46.518	3'32.431P	195,1	15:27'30.946
13	39.269	43.819	35.784	28.655	2'27.527P	178,0	15:29'58.473
14	28.836	42.256	34.720	28.125	2'13.937	190,6	15:32'12.410

21° 10 A. YEGIN (2'16.842)							
Lap	Seg.1	Seg.2	Seg.3	Seg.4	Lap Time	km/h	Local Time
1							15:03'23.126
2	45.518	51.275	41.852	31.999	2'50.644P		15:06'13.770
3	31.199	47.872	39.130	29.535	2'27.736	184,1	15:08'41.506
4	30.268	47.231	38.717	30.036	2'26.252	185,1	15:11'07.758

12/05/2018 P = Pits In/Out - C = Lap Time Cancelled

These data/results cannot be reproduced, stored and/or transmitted in whole or in part by any manner of electronic, mechanical, photocopying, recording, broadcasting or otherwise now known or herein after developed without the previous express consent by the copyright owner, except for reproduction in daily press and regular printed publications on sale to the public within 60 days of the event related to those data/results and always provided that copyright symbol appears together as follows below.

© DORNA WSBK ORGANIZATION Srl 2018

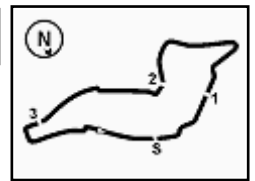
FKR PERUGIA TIMING



Official Tyre Supplier



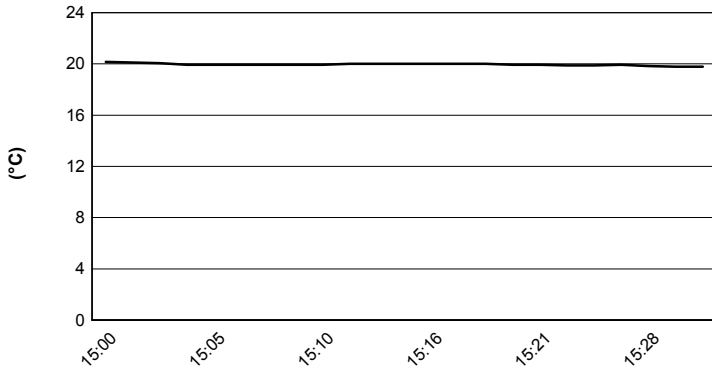
Official Timekeeper



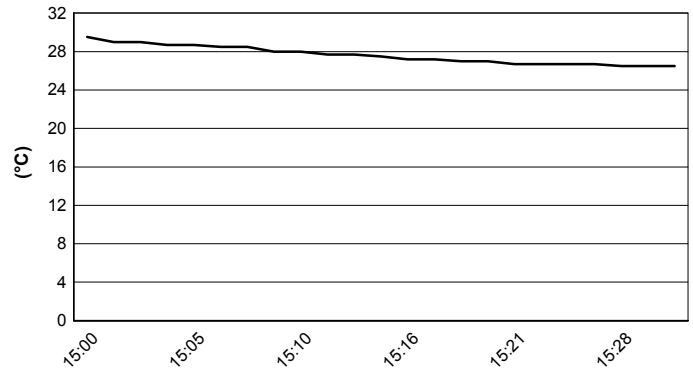
Imola Circuit 4.936 m

PATA Italian Round, 11-12-13 May 2018
Superstock 1000 - Weather Report Qualifying
Session started 15:00 - Session ended 15:32

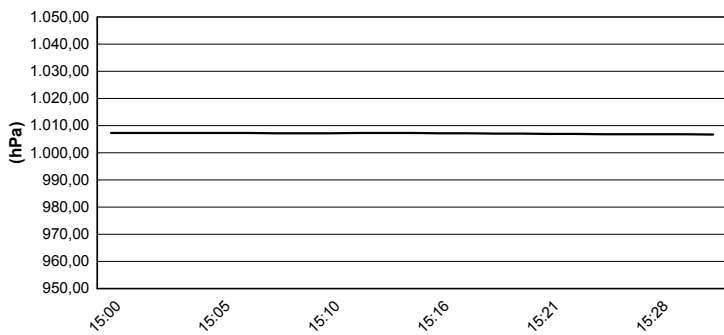
Air Temperature



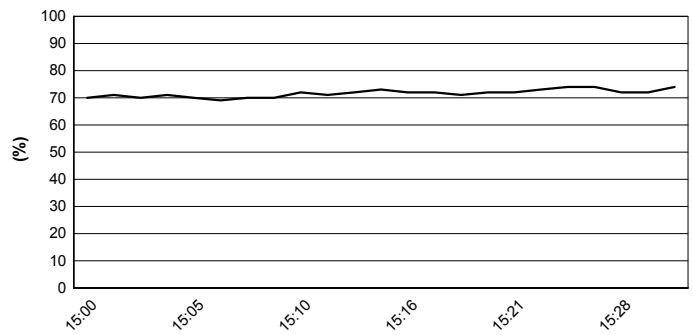
Track Temperature



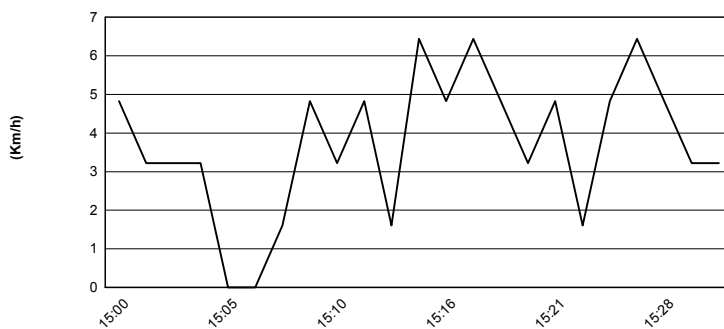
Air Pressure



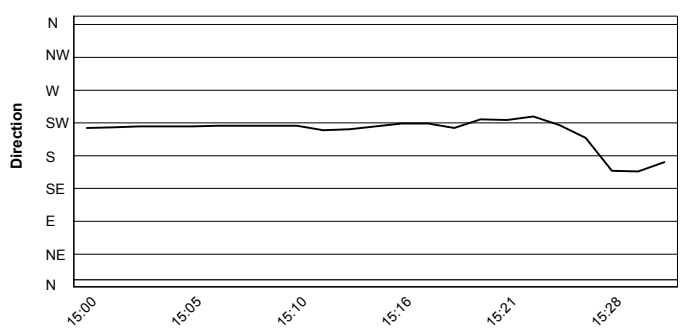
Humidity



Wind Speed



Wind Direction



12/05/2018

These data/results cannot be reproduced, stored and/or transmitted in whole or in part by any manner of electronic, mechanical, photocopying, recording, broadcasting or otherwise now known or herein after developed without the previous express consent by the copyright owner, except for reproduction in daily press and regular printed publications on sale to the public within 60 days of the event related to those data/results and always provided that copyright symbol appears together as follows below.

© DORNA WSBK ORGANIZATION Srl 2018



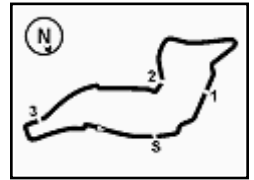
Official Tyre Supplier



Official Timekeeper



5.6
STK1000
 120/03



Imola Circuit 4.936 m

PATA Italian Round, 11-12-13 May 2018

Superstock 1000 - Provisional Starting Grid

14 Laps x 4,936 km = 69,104 km

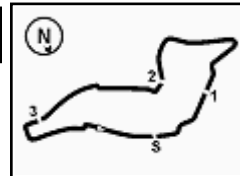
1	7 SCHEIB M. Aprilia 2'03.219	2	52 DELBIANCO A. BMW 2'03.583	3	23 SALVADORI L. BMW 2'03.613
2	9 MANTOVANI A. Aprilia 2'04.349	5	6 PUSCEDDU E. BMW 2'04.850	6	21 MARINO F. Yamaha 2'05.345
3	15 SANDI F. Ducati 2'05.445	8	11 FERRARI M. Ducati 2'05.769	9	28 REITERBERGER M. BMW 2'05.873
4	70 VITALI L. Aprilia 2'06.194	11	55 MARCHIONNI F. Yamaha 2'07.226	12	77 ALBERTO T. Ducati 2'07.366
5	2 TAMBURINI R. BMW 2'07.378	14	16 RUIU G. Kawasaki 2'07.387	15	59 SCHACHT A. Ducati 2'07.974
6	76 CAVALIERI S. Ducati 2'08.602	17	51 VIONNET E. BMW 2'09.434	18	46 CUDEVILLE M. Kawasaki 2'09.874
7	45 BUEHN J. BMW 2'10.337	20	84 RUSSO R. Kawasaki	21	80 PONTONE A. Yamaha
8	31 SUCHET V. Kawasaki				

N.80 (Pontone A.), 31 (Suchet V.), 84 (Russo R.) are allowed to start according to art. 1.15.6

12/05/2018 Jury President

..... Race Director





PATA Italian Round, 11-12-13 May 2018

Superstock 1000 - Pole Ranking

Imola Circuit 4.936 m

	2015	2016	2017	2018
01 Motorland Aragon	Savadori (Ita) Apr 1'52.577 (162,4 Km/h)	Marino (Fra) Yam 1'52.773 (162,1 Km/h)	Rinaldi (Ita) Duc 1'52.245 (162,8 Km/h)	Reiterberger (Ger) Bmw 1'51.427 (172,7 Km/h)
02 TT Circuit Assen	Savadori (Ita) Apr 1'36.998 (168,6 Km/h)	Russo (Ita) Yam 1'38.248 (166,4 Km/h)	Marino (Fra) Yam 1'36.775 (169,0 Km/h)	Reiterberger (Ger) Bmw 1'36.456 (169,5 Km/h)
03 Autodromo Internazionale Enzo e Dino	Jezek (Cze) Duc 1'49.071 (162,9 Km/h)	Tamburini (Ita) Apr 1'49.672 (162,0 Km/h)	Rinaldi (Ita) Duc 1'49.113 (162,9 Km/h)	Scheib (Chi) Apr 2'03.219 (144,2 Km/h)
04 Donington Park	Tamburini (Ita) Bmw 1'29.449 (161,9 Km/h)	De Rosa (Ita) Bmw 1'29.515 (161,8 Km/h)	Rinaldi (Ita) Duc 1'29.587 (161,7 Km/h)	
06 Misano World Circuit "Marco Simoncelli"	Savadori (Ita) Apr 1'36.384 (157,8 Km/h)	Faccani (Ita) Duc 1'37.321 (156,3 Km/h)	Rinaldi (Ita) Duc 1'37.237 (156,5 Km/h)	
07 Autódromo Internacional do Algarve	Tamburini (Ita) Bmw 1'44.522 (158,2 Km/h)		Marino (Fra) Yam 1'44.936 (157,5 Km/h)	
08 Magny-Cours	Guarnoni (Fra) Yam 1'57.937 (134,6 Km/h)	Mahias (Fra) Yam 1'39.922 (158,9 Km/h)	Tamburini (Ita) Yam 1'40.205 (158,5 Km/h)	

2018

- 2 M. Reiterberger
- 1 M. Scheib

ALL TIMES

- | | | | |
|--------------------|-------------------|----------------|--------------|
| 14 S. Barrier | 4 M. Pirro | 2 M. Roccoli | 1 L. Baz |
| 13 A. Badovini | 4 M. Rinaldi | 2 L. Mercado | 1 B. Staring |
| 7 W. Tortoroglio | 3 C. Burns | 2 R. De Rosa | 1 F. Massei |
| 7 V. Iannuzzo | 3 M. Fabrizio | 1 D. Jefferies | 1 F. Sandi |
| 7 C. Corti | 3 E. La Marra | 1 F. Foret | 1 R. Russo |
| 7 L. Savadori | 3 J. Guarnoni | 1 J. Morley | 1 M. Faccani |
| 6 X. Simeon | 3 F. Marino | 1 G. Mason | 1 L. Mahias |
| 6 D. Petrucci | 3 M. Reiterberger | 1 C. Vermeulen | 1 M. Scheib |
| 6 R. Tamburini | 2 S. Nebel | 1 M. Nutt | |
| 5 G. Vizziello | 2 J. Ellison | 1 R. Chiarello | |
| 5 M. Berger | 2 F. Capriotti | 1 I. Sala | |
| 4 K. Harris | 2 L. Alfonsi | 1 M. Bauer | |
| 4 D. Van Keymeulen | 2 D. Oliver | 1 B. Veneman | |
| 4 K. Sofuoglu | 2 A. Polita | 1 M. Smrz | |
| 4 N. Canepa | 2 I. Dionisi | 1 M. Baiocco | |
| 4 D. Giugliano | 2 L. Lanzi | 1 I. Silva | |
| 4 B. Roberts | 2 L. Scassa | 1 O. Jezek | |

12/05/2018

These data/results cannot be reproduced, stored and/or transmitted in whole or in part by any manner of electronic, mechanical, photocopying, recording, broadcasting or otherwise now known or herein after developed without the previous express consent by the copyright owner, except for reproduction in daily press and regular printed publications on sale to the public within 60 days of the event related to those data/results and always provided that copyright symbol appears together as follows below.

© DORNA WSBK ORGANIZATION Srl 2018

FKR PERUGIA TIMING



Official Tyre Supplier



Official Timekeeper