

6.1
STK1000
120/03

Imola Circuit 4.936 m

1 / 2

PATA Italian Round, 11-12-13 May 2018

Superstock 1000 - Results Warm Up

No.	Rider	Nat	Team	Bike	Time	Gap	Rel.	Laps	Speed	
									Avg	Max
1	7 M. SCHEIB	CHI	Aprilia Racing Team	Aprilia RSV4 RF	1'49.236			8	162,672	266,2
2	15 F. SANDI	ITA	MOTOCORSA Racing	Ducati 1199 Panigale R	1'49.340	0.104	0.104	8	162,517	265,5
3	28 M. REITERBERGER	GER	alpha Racing-Van Zon-BMW	BMW S 1000 RR	1'49.613	0.377	0.273	8	162,112	272,2
4	2 R. TAMBURINI	ITA	Berclaz Racing Team	BMW S 1000 RR	1'49.773	0.537	0.160	8	161,876	268,8
5	52 A. DELBIANCO	ITA	GULF ALTHEA BMW Racing Team	BMW S 1000 RR	1'50.271	1.035	0.498	5	161,145	272,9
6	21 F. MARINO	FRA	URBIS Yamaha Motocrossing STK Team	Yamaha YZF R1	1'50.436	1.200	0.165	7	160,904	270,9
7	11 M. FERRARI	ITA	Barni Racing Team	Ducati 1199 Panigale R	1'50.443	1.207	0.007	8	160,894	272,9
8	9 A. MANTOVANI	ITA	Nuova M2 Racing	Aprilia RSV4 RF	1'50.546	1.310	0.103	8	160,744	261,0
9	84 R. RUSSO	ITA	C.M. Racing	Kawasaki ZX-10RR	1'50.704	1.468	0.158	8	160,515	262,9
10	59 A. SCHACHT	DEN	EAB SCHACHT Racing Team	Ducati 1199 Panigale R	1'50.822	1.586	0.118	7	160,344	256,7
11	16 G. RUIU	ITA	Team Pedercini Racing	Kawasaki ZX-10RR	1'50.997	1.761	0.175	7	160,091	261,0
12	70 L. VITALI	ITA	Aprilia Racing Team	Aprilia RSV4 RF	1'51.043	1.807	0.046	8	160,024	268,8
13	45 J. BUEHN	GER	alpha Racing-Van Zon-BMW	BMW S 1000 RR	1'51.138	1.902	0.095	8	159,888	267,5
14	76 S. CAVALIERI	ITA	Barni Racing Team	Ducati 1199 Panigale R	1'51.276	2.040	0.138	8	159,689	261,7
15	51 E. VIONNET	SUI	MOTOS VIONNET	BMW S 1000 RR	1'51.542	2.306	0.266	8	159,309	267,5
16	77 T. ALBERTO	PHI	MOTOCORSA Racing	Ducati 1199 Panigale R	1'51.645	2.409	0.103	6	159,162	266,8
17	6 E. PUSCEDDU	ITA	D.K. Racing	BMW S 1000 RR	1'51.667	2.431	0.022	7	159,130	263,6
18	23 L. SALVADORI	ITA	Berclaz Racing Team	BMW S 1000 RR	1'51.789	2.553	0.122	6	158,957	262,3
19	55 F. MARCHIONNI	ITA	SPEED ACTION	Yamaha YZF R1	1'53.592	4.356	1.803	7	156,434	256,7
20	80 A. PONTONE	ITA	FM Motoracing	Yamaha YZF R1	1'54.163	4.927	0.571	7	155,651	238,0
21	46 M. CUDEVILLE	FRA	Flembo Leader Team	Kawasaki ZX-10RR	1'54.451	5.215	0.288	8	155,259	255,5
22	31 V. SUCHET	SUI	Flembo Leader Team	Kawasaki ZX-10RR	1'55.619	6.383	1.168	8	153,691	252,5
----- Out 107% in this Session -----										
23	10 A. YEGIN	TUR	Nutec - Benjan - Kawasaki	Kawasaki ZX-10RR				0		

Qualifying Lap Time (107% of 1'49.236): 1'56.884

AIR	Humidity:	52%	Temp:	22°C
TRACK	Condition:	Dry	Temp:	33°C

Records	Pole (QP)	2015	O.Jezek	1'49.071	162,920	Km/h
	Race (RC)	2017	M.Scheib	1'49.381	162,460	Km/h
	Circuit (QP)	2015	O.Jezek	1'49.071	162,920	Km/h

Start 13/05/2018 10:00
End 10:16

The results are provisional until the end of the time limit for protests and appeals and the completion of the technical checks.

These data/results cannot be reproduced, stored and/or transmitted in whole or in part by any manner of electronic, mechanical, photocopying, recording, broadcasting or otherwise now known or herein after developed without the previous express consent by the copyright owner, except for reproduction in daily press and regular printed publications on sale to the public within 60 days of the event related to those data/results and always provided that copyright symbol appears together as follows below.

© DORNA WSBK ORGANIZATION Srl 2018

FICR PERUGIA TIMING



Official Tyre Supplier



Official Timekeeper

PATA Italian Round, 11-12-13 May 2018

Superstock 1000 - Results Warm Up

Session Highlights

Local Time	No. Rider	Description
10.00.00		Start
10.02.01	52 A. DELBIANCO	Current Lap Cancelled - Exceeded Track Limits - Turn 22
10.02.05	52 A. DELBIANCO	Current Lap Cancelled - Exceeded Track Limits
10.09.04	52 A. DELBIANCO	On the Gravel - Re-Joined - Turn 12
10.10.52	52 A. DELBIANCO	Current Lap Cancelled - Exceeded Track Limits - Turn 14
10.12.04	77 T. ALBERTO	On the Gravel - Re-Joined - Turn 10
10.15.07	59 A. SCHACHT	Current Lap Cancelled - Exceeded Track Limits - Turn 22
10.16.26		End Of Session

Fastest Laps Sequence

No.	Rider	Nat	Team	Bike	Local Time	Time	Gap	Avg
59	A. SCHACHT	DEN	EAB SCHACHT Racing Team	Ducati 1199 Panigale R	10:03'54.059	1'52.591		157,824
16	G. RUIU	ITA	Team Pedercini Racing	Kawasaki ZX-10RR	10:03'55.801	1'52.486	-0.105	157,972
51	E. VIONNET	SUI	MOTOS VIONNET	BMW S 1000 RR	10:03'57.349	1'51.988	-0.498	158,674
84	R. RUSSO	ITA	C.M. Racing	Kawasaki ZX-10RR	10:03'59.555	1'51.160	-0.828	159,856
11	M. FERRARI	ITA	Barni Racing Team	Ducati 1199 Panigale R	10:04'02.227	1'51.097	-0.063	159,947
9	A. MANTOVANI	ITA	Nuova M2 Racing	Aprilia RSV4 RF	10:04'04.889	1'50.920	-0.177	160,202
15	F. SANDI	ITA	MOTOCORSA Racing	Ducati 1199 Panigale R	10:04'20.589	1'49.679	-1.241	162,015
15	F. SANDI	ITA	MOTOCORSA Racing	Ducati 1199 Panigale R	10:07'59.972	1'49.340	-0.339	162,517
7	M. SCHEIB	CHI	Aprilia Racing Team	Aprilia RSV4 RF	10:08'20.922	1'49.236	-0.104	162,672

Start End The results are provisional until the end of the time limit for protests and appeals
 13/05/2018 10:00 10:16 and the completion of the technical checks.

These data/results cannot be reproduced, stored and/or transmitted in whole or in part by any manner of electronic, mechanical, photocopying, recording, broadcasting or otherwise now known or herein after developed without the previous express consent by the copyright owner, except for reproduction in daily press and regular printed publications on sale to the public within 60 days of the event related to those data/results and always provided that copyright symbol appears together as follows below.

© DORNA WSBK ORGANIZATION Srl 2018

PATA Italian Round, 11-12-13 May 2018

Superstock 1000 - Best Sector & Speed Warm Up

BEST LAP			
1	7 M. SCHEIB	Aprilia RSV4 RF	1'49.236
2	15 F. SANDI	Ducati 1199 Panigale R	1'49.340
3	28 M. REITERBERGER	BMW S 1000 RR	1'49.613
4	2 R. TAMBURINI	BMW S 1000 RR	1'49.773
5	52 A. DELBIANCO	BMW S 1000 RR	1'50.271
6	21 F. MARINO	Yamaha YZF R1	1'50.436
7	11 M. FERRARI	Ducati 1199 Panigale R	1'50.443
8	9 A. MANTOVANI	Aprilia RSV4 RF	1'50.546
9	84 R. RUSSO	Kawasaki ZX-10RR	1'50.704
10	59 A. SCHACHT	Ducati 1199 Panigale R	1'50.822
11	16 G. RUIU	Kawasaki ZX-10RR	1'50.997
12	70 L. VITALI	Aprilia RSV4 RF	1'51.043
13	45 J. BUEHN	BMW S 1000 RR	1'51.138
14	76 S. CAVALIERI	Ducati 1199 Panigale R	1'51.276
15	51 E. VIONNET	BMW S 1000 RR	1'51.542
16	77 T. ALBERTO	Ducati 1199 Panigale R	1'51.645
17	6 E. PUSCEDDU	BMW S 1000 RR	1'51.667
18	23 L. SALVADORI	BMW S 1000 RR	1'51.789
19	55 F. MARCHIONNI	Yamaha YZF R1	1'53.592
20	80 A. PONTONE	Yamaha YZF R1	1'54.163
21	46 M. CUDEVILLE	Kawasaki ZX-10RR	1'54.451
22	31 V. SUCHET	Kawasaki ZX-10RR	1'55.619
23	10 A. YEGIN	Kawasaki ZX-10RR	

SPEED			
1	11 M. FERRARI	Ducati 1199 Panigale R	272,9
2	52 A. DELBIANCO	BMW S 1000 RR	272,9
3	28 M. REITERBERGER	BMW S 1000 RR	272,2
4	21 F. MARINO	Yamaha YZF R1	270,9
5	70 L. VITALI	Aprilia RSV4 RF	268,8
6	2 R. TAMBURINI	BMW S 1000 RR	268,8
7	51 E. VIONNET	BMW S 1000 RR	267,5
8	45 J. BUEHN	BMW S 1000 RR	267,5
9	77 T. ALBERTO	Ducati 1199 Panigale R	266,8
10	7 M. SCHEIB	Aprilia RSV4 RF	266,2
11	15 F. SANDI	Ducati 1199 Panigale R	265,5
12	6 E. PUSCEDDU	BMW S 1000 RR	263,6
13	84 R. RUSSO	Kawasaki ZX-10RR	262,9
14	23 L. SALVADORI	BMW S 1000 RR	262,3
15	76 S. CAVALIERI	Ducati 1199 Panigale R	261,7
16	9 A. MANTOVANI	Aprilia RSV4 RF	261,0
17	16 G. RUIU	Kawasaki ZX-10RR	261,0
18	55 F. MARCHIONNI	Yamaha YZF R1	256,7
19	59 A. SCHACHT	Ducati 1199 Panigale R	256,7
20	46 M. CUDEVILLE	Kawasaki ZX-10RR	255,5
21	31 V. SUCHET	Kawasaki ZX-10RR	252,5
22	80 A. PONTONE	Yamaha YZF R1	238,0

SEG. 1			SEG. 2			SEG. 3			SEG. 4		
1	2 R. TAMBURINI	23.262	1	28 M. REITERBERGER	33.868	1	15 F. SANDI	28.881	1	7 M. SCHEIB	22.797
2	11 M. FERRARI	23.297	2	15 F. SANDI	33.987	2	7 M. SCHEIB	28.930	2	2 R. TAMBURINI	22.865
3	28 M. REITERBERGER	23.329	3	7 M. SCHEIB	34.148	3	52 A. DELBIANCO	28.977	3	15 F. SANDI	22.893
4	15 F. SANDI	23.359	4	52 A. DELBIANCO	34.154	4	2 R. TAMBURINI	29.063	4	28 M. REITERBERGER	22.900
5	7 M. SCHEIB	23.361	5	2 R. TAMBURINI	34.206	5	28 M. REITERBERGER	29.139	5	21 F. MARINO	22.910
6	52 A. DELBIANCO	23.391	6	9 A. MANTOVANI	34.328	6	9 A. MANTOVANI	29.266	6	9 A. MANTOVANI	23.035
7	70 L. VITALI	23.404	7	21 F. MARINO	34.380	7	11 M. FERRARI	29.348	7	84 R. RUSSO	23.100
8	21 F. MARINO	23.535	8	11 M. FERRARI	34.401	8	16 G. RUIU	29.362	8	11 M. FERRARI	23.138
9	16 G. RUIU	23.551	9	84 R. RUSSO	34.442	9	59 A. SCHACHT	29.368	9	16 G. RUIU	23.172
10	9 A. MANTOVANI	23.567	10	59 A. SCHACHT	34.599	10	51 E. VIONNET	29.369	10	45 J. BUEHN	23.172
11	84 R. RUSSO	23.572	11	16 G. RUIU	34.599	11	21 F. MARINO	29.378	11	59 A. SCHACHT	23.199
12	45 J. BUEHN	23.600	12	76 S. CAVALIERI	34.615	12	70 L. VITALI	29.422	12	70 L. VITALI	23.218
13	76 S. CAVALIERI	23.650	13	70 L. VITALI	34.684	13	77 T. ALBERTO	29.463	13	52 A. DELBIANCO	23.242
14	59 A. SCHACHT	23.656	14	51 E. VIONNET	34.741	14	76 S. CAVALIERI	29.486	14	77 T. ALBERTO	23.307
15	6 E. PUSCEDDU	23.714	15	23 L. SALVADORI	34.774	15	45 J. BUEHN	29.504	15	76 S. CAVALIERI	23.349
16	51 E. VIONNET	23.737	16	6 E. PUSCEDDU	34.862	16	84 R. RUSSO	29.506	16	6 E. PUSCEDDU	23.353
17	23 L. SALVADORI	23.791	17	45 J. BUEHN	34.862	17	23 L. SALVADORI	29.535	17	23 L. SALVADORI	23.375
18	77 T. ALBERTO	23.913	18	77 T. ALBERTO	34.950	18	6 E. PUSCEDDU	29.570	18	51 E. VIONNET	23.394
19	55 F. MARCHIONNI	24.032	19	55 F. MARCHIONNI	35.159	19	55 F. MARCHIONNI	30.170	19	80 A. PONTONE	23.721
20	46 M. CUDEVILLE	24.352	20	80 A. PONTONE	35.392	20	80 A. PONTONE	30.297	20	46 M. CUDEVILLE	23.745
21	80 A. PONTONE	24.421	21	46 M. CUDEVILLE	35.850	21	46 M. CUDEVILLE	30.337	21	55 F. MARCHIONNI	23.841
22	31 V. SUCHET	24.602	22	31 V. SUCHET	35.941	22	31 V. SUCHET	30.520	22	31 V. SUCHET	24.343

13/05/2018

These data/results cannot be reproduced, stored and/or transmitted in whole or in part by any manner of electronic, mechanical, photocopying, recording, broadcasting or otherwise now known or herein after developed without the previous express consent by the copyright owner, except for reproduction in daily press and regular printed publications on sale to the public within 60 days of the event related to those data/results and always provided that copyright symbol appears together as follows below.

© DORNA WSBK ORGANIZATION Srl 2018

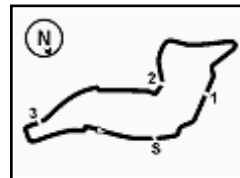
FICR PERUGIA TIMING



Official Tyre Supplier



Official Timekeeper



Imola Circuit 4.936 m

PATA Italian Round, 11-12-13 May 2018

Superstock 1000 - Ideal Time Warm Up

No.	Rider	Nat	Bike	Seg. 1	Seg. 2	Seg. 3	Seg. 4	Ideal Time			
				Diff. 1	Diff. 2	Diff. 3	Diff. 4	Best Lap	Pos.	Diff.	
1	15 F. SANDI	ITA	Ducati 1199 Panigale R	23.359 0.052	33.987	28.881	22.893 0.168	1'49.120	1'49.340	3	0.220
2	7 M. SCHEIB	CHI	Aprilia RSV4 RF	23.361	34.148	28.930	22.797	1'49.236	1'49.236	2	
3	28 M. REITERBERGER	GER	BMW S 1000 RR	23.329	33.868 0.103	29.139 0.215	22.900 0.059	1'49.236	1'49.613	4	0.377
4	2 R. TAMBURINI	ITA	BMW S 1000 RR	23.262	34.206 0.206	29.063	22.865 0.171	1'49.396	1'49.773	5	0.377
5	52 A. DELBIANCO	ITA	BMW S 1000 RR	23.391	34.154 0.125	28.977	23.242 0.382	1'49.764	1'50.271	6	0.507
6	11 M. FERRARI	ITA	Ducati 1199 Panigale R	23.297 0.138	34.401 0.105	29.348 0.016	23.138	1'50.184	1'50.443	8	0.259
7	9 A. MANTOVANI	ITA	Aprilia RSV4 RF	23.567 0.126	34.328 0.205	29.266 0.019	23.035	1'50.196	1'50.546	9	0.350
8	21 F. MARINO	FRA	Yamaha YZF R1	23.535	34.380 0.008	29.378 0.225	22.910	1'50.203	1'50.436	7	0.233
9	84 R. RUSSO	ITA	Kawasaki ZX-10RR	23.572 0.010	34.442	29.506 0.009	23.100 0.065	1'50.620	1'50.704	10	0.084
10	16 G. RUIU	ITA	Kawasaki ZX-10RR	23.551	34.599	29.362 0.213	23.172 0.100	1'50.684	1'50.997	12	0.313
11	70 L. VITALI	ITA	Aprilia RSV4 RF	23.404	34.684 0.309	29.422 0.006	23.218	1'50.728	1'51.043	13	0.315
12	59 A. SCHACHT	DEN	Ducati 1199 Panigale R	23.656	34.599	29.368	23.199	1'50.822	1'50.822	11	
13	76 S. CAVALIERI	ITA	Ducati 1199 Panigale R	23.650 0.065	34.615	29.486 0.074	23.349 0.037	1'51.100	1'51.276	15	0.176
14	45 J. BUEHN	GER	BMW S 1000 RR	23.600	34.862	29.504	23.172	1'51.138	1'51.138	14	
15	51 E. VIONNET	SUI	BMW S 1000 RR	23.737 0.111	34.741 0.075	29.369 0.096	23.394 0.019	1'51.241	1'51.542	16	0.301
16	23 L. SALVADORI	ITA	BMW S 1000 RR	23.791 0.285	34.774	29.535	23.375 0.029	1'51.475	1'51.789	19	0.314
17	6 E. PUSCEDDU	ITA	BMW S 1000 RR	23.714 0.087	34.862 0.028	29.570 0.046	23.353 0.007	1'51.499	1'51.667	18	0.168
18	77 T. ALBERTO	PHI	Ducati 1199 Panigale R	23.913 0.012	34.950	29.463	23.307	1'51.633	1'51.645	17	0.012
19	55 F. MARCHIONNI	ITA	Yamaha YZF R1	24.032 0.222	35.159 0.009	30.170	23.841 0.159	1'53.202	1'53.592	20	0.390
20	80 A. PONTONE	ITA	Yamaha YZF R1	24.421 0.129	35.392 0.015	30.297 0.142	23.721 0.046	1'53.831	1'54.163	21	0.332
21	46 M. CUDEVILLE	FRA	Kawasaki ZX-10RR	24.352 0.084	35.850	30.337 0.083	23.745	1'54.284	1'54.451	22	0.167
22	31 V. SUCHET	SUI	Kawasaki ZX-10RR	24.602 0.058	35.941	30.520	24.343 0.155	1'55.406	1'55.619	23	0.213
Overall Ideal Time				23.262	33.868	28.881	22.797	1'48.808			

13/05/2018

These data/results cannot be reproduced, stored and/or transmitted in whole or in part by any manner of electronic, mechanical, photocopying, recording, broadcasting or otherwise now known or herein after developed without the previous express consent by the copyright owner, except for reproduction in daily press and regular printed publications on sale to the public within 60 days of the event related to those data/results and always provided that copyright symbol appears together as follows below.

© DORNA WSBK ORGANIZATION Srl 2018

PIRELLI PERUGIA TIMING

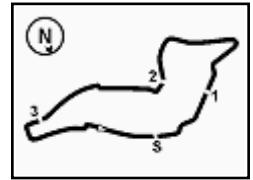

Official Tyre Supplier



Official Timekeeper



6.4
STK1000
120/03



Imola Circuit 4.936 m

1 / 2

1° 7 M. SCHEIB (1'49.236)

Lap	Seg.1	Seg.2	Seg.3	Seg.4	Lap Time	km/h	Local Time
1							10:00'43.897
2	36.030	36.236	30.817	23.754	2'06.837P	189,6	10:02'50.734
3	23.736	34.687	29.403	22.974	1'50.800	262,3	10:04'41.534
4	23.487	34.414	29.110	23.141	1'50.152	263,6	10:06'31.686
5	23.361	34.148	28.930	22.797	1'49.236	266,2	10:08'20.922
6	24.061	34.419	29.878	23.127	1'51.485	264,9	10:10'12.407
7	23.389	34.374	29.212	22.903	1'49.878	265,5	10:12'02.285
8	23.417	34.430	29.408	22.983	1'50.238	265,5	10:13'52.523
9	24.678	35.408	29.357	23.009	1'52.452	262,3	10:15'44.975

2° 15 F. SANDI (1'49.340)

Lap	Seg.1	Seg.2	Seg.3	Seg.4	Lap Time	km/h	Local Time
1							10:00'22.724
2	36.290	37.434	30.815	23.647	2'08.186P	190,3	10:02'30.914
3	23.401	34.207	29.178	22.893	1'49.679	262,9	10:04'20.589
4	23.384	34.538	29.059	23.062	1'50.043	262,3	10:06'10.632
5	23.411	33.987	28.881	23.061	1'49.340	256,7	10:07'59.972
6	23.393	34.193	29.018	23.219	1'49.823	264,2	10:09'49.795
7	26.386	36.626	30.310	23.414	1'56.736	265,5	10:11'46.531
8	23.463	34.071	28.993	23.063	1'49.590	264,2	10:13'36.121
9	23.359	34.165	28.995	23.039	1'49.558	264,2	10:15'25.679

3° 28 M. REITERBERGER (1'49.613)

Lap	Seg.1	Seg.2	Seg.3	Seg.4	Lap Time	km/h	Local Time
1							10:01'07.879
2	34.868	36.369	30.753	23.324	2'05.314P	206,6	10:03'13.193
3	23.502	34.238	29.142	23.010	1'49.892	268,2	10:05'03.085
4	23.336	34.474	29.170	23.151	1'50.131	268,2	10:06'53.216
5	23.329	33.971	29.354	22.959	1'49.613	271,5	10:08'42.829
6	23.640	34.064	29.139	22.900	1'49.743	270,9	10:10'32.572
7	23.344	33.868	29.257	23.528	1'49.997	272,2	10:12'22.569
8	23.610	34.593	29.428	23.099	1'50.730	267,5	10:14'13.299
9	26.932	37.429	33.227	24.635	2'02.223	271,5	10:16'15.522

4° 2 R. TAMBURINI (1'49.773)

Lap	Seg.1	Seg.2	Seg.3	Seg.4	Lap Time	km/h	Local Time
1							10:01'13.472
2	39.099	38.141	32.421	25.685	2'15.346P	152,0	10:03'28.818
3	23.809	35.097	29.949	23.302	1'52.157	263,6	10:05'20.975
4	23.390	34.206	29.213	23.199	1'50.008	268,2	10:07'10.983
5	23.486	34.340	29.396	23.032	1'50.254	257,9	10:09'01.237
6	23.326	34.375	29.239	22.958	1'49.898	266,2	10:10'51.135
7	23.262	34.412	29.063	23.036	1'49.773	267,5	10:12'40.908
8	23.264	34.378	29.297	22.865	1'49.804	268,8	10:14'30.712
9	23.352	34.414	29.259	22.963	1'49.988	267,5	10:16'20.700

5° 52 A. DELBIANCO (1'50.271)

Lap	Seg.1	Seg.2	Seg.3	Seg.4	Lap Time	km/h	Local Time
1							9:59'55.722
2	36.882	35.681	29.805	24.040	2'06.408CP	211,1	10:02'02.130
3	27.130	34.442	29.368	23.356	1'54.296C	250,7	10:03'56.426
4	23.723	34.937	29.137	23.242	1'51.039	254,3	10:05'47.465
5	23.391	34.279	28.977	23.624	1'50.271	268,2	10:07'37.736
6	23.578	34.154	36.197	25.627	1'59.556	270,2	10:09'37.292

6° 21 F. MARINO (1'50.436)

Lap	Seg.1	Seg.2	Seg.3	Seg.4	Lap Time	km/h	Local Time
1							10:02'43.246
2	23.781	34.722	29.761	23.084	1'51.348	264,9	10:04'34.594
3	23.543	34.501	29.438	23.079	1'50.561	270,9	10:06'25.155
4	23.679	34.511	29.513	23.129	1'50.832	263,6	10:08'15.987

5	23.590	34.380	29.461	23.269	1'50.700	266,2	10:10'06.687
6	23.648	34.388	29.454	22.962	1'50.452	262,3	10:11'57.139
7	23.535	34.388	29.603	22.910	1'50.436	268,2	10:13'47.575
8	23.675	34.721	29.378	22.955	1'50.729	266,2	10:15'38.304

7° 11 M. FERRARI (1'50.443)

Lap	Seg.1	Seg.2	Seg.3	Seg.4	Lap Time	km/h	Local Time
1							10:00'05.750
2	35.300	36.629	29.835	23.616	2'05.380P	213,2	10:02'11.130
3	23.527	34.694	29.439	23.437	1'51.097	266,2	10:04'02.227
4	23.313	34.600	29.485	23.313	1'50.711	269,5	10:05'52.938
5	23.407	34.655	29.348	23.316	1'50.726	271,5	10:07'43.664
6	24.699	40.997	32.177	24.305	2'02.178	252,5	10:09'45.842
7	23.435	34.506	29.364	23.138	1'50.443	272,9	10:11'36.285
8	23.297	34.703	29.473	23.262	1'50.735	268,8	10:13'27.020
9	23.432	34.401	29.458	23.218	1'50.509	266,2	10:15'17.529

8° 9 A. MANTOVANI (1'50.546)

Lap	Seg.1	Seg.2	Seg.3	Seg.4	Lap Time	km/h	Local Time
1							9:59'51.340
2	45.250	39.213	34.545	23.621	2'22.629P	147,8	10:02'13.969
3	23.901	34.602	29.349	23.068	1'50.920	261,0	10:04'04.889
4	23.614	34.328	29.466	23.320	1'50.718	253,7	10:05'55.607
5	23.634	35.371	29.266	24.069	1'52.340	251,3	10:07'47.947
6	23.567	35.573	30.269	23.994	1'53.403	253,1	10:09'41.350
7	29.584	37.088	29.728	23.529	1'59.929	208,6	10:11'41.279
8	23.793	34.570	29.365	23.044	1'50.772	256,1	10:13'32.051
9	23.693	34.533	29.285	23.035	1'50.546	259,2	10:15'22.597

9° 84 R. RUSSO (1'50.704)

Lap	Seg.1	Seg.2	Seg.3	Seg.4	Lap Time	km/h	Local Time
1							9:59'55.674
2	42.428	36.888	29.972	23.433	2'12.721P	173,2	10:02'08.395
3	23.621	34.726	29.554	23.259	1'51.160	259,2	10:03'59.555
4	23.944	34.513	29.549	23.100	1'51.106	256,1	10:05'50.661
5	23.582	34.442	29.515	23.165	1'50.704	259,2	10:07'41.365
6	25.784	42.929	33.068	23.774	2'05.555	262,9	10:09'46.920
7	23.657	34.504	29.506	23.343	1'51.010	251,3	10:11'37.930
8	23.572	34.463	29.728	23.333	1'51.096	254,3	10:13'29.026
9	23.829	34.569	29.557	23.322	1'51.277	257,9	10:15'20.303

10° 59 A. SCHACHT (1'50.822)

Lap	Seg.1	Seg.2	Seg.3	Seg.4	Lap Time	km/h	Local Time
1							10:02'01.468
2	24.317	35.314	29.652	23.308	1'52.591	252,5	10:03'54.059
3	24.025	34.867	29.417	23.477	1'51.786	251,3	10:05'45.845
4	23.981	34.729	29.459	23.447	1'51.616	252,5	10:07'37.461
5	24.206	35.013	35.395	23.942	1'58.556	236,0	10:09'36.017
6	23.783	34.669	29.464	23.227	1'51.143	254,3	10:11'27.160
7	23.656	34.599	29.368	23.199	1'50.822	256,7	10:13'17.982
8	23.917	35.016	29.507	22.028	1'50.468C	241,2	10:15'08.450

11° 16 G. RUIJ (1'50.997)

Lap	Seg.1	Seg.2	Seg.3	Seg.4	Lap Time	km/h	Local Time
1							10:02'03.315
2	23.997	34.954	29.870	23.665	1'52.486	246,7	10:03'55.801
3	24.423	37.390	30.791	23.350	1'55.954	245,1	10:05'51.755
4	23.720	34.642	29.362	23.314	1'51.038	256,7	10:07'42.793
5	24.165	40.531	30.083	23.596	1'58.375	259,8	10:09'41.168
6	23.926	34.742	29.717	23.178	1'51.563	261,0	10:11'32.731
7	26.511	35.354	29.630	23.172	1'54.667	246,2	10:13'27.398
8	23.551	34.599	29.575	23.272	1'50.997	258,5	10:15'18.395

13/05/2018 P = Pits In/Out - C = Lap Time Cancelled

These data/results cannot be reproduced, stored and/or transmitted in whole or in part by any manner of electronic, mechanical, photocopying, recording, broadcasting or otherwise now known or herein after developed without the previous express consent by the copyright owner, except for reproduction in daily press and regular printed publications on sale to the public within 60 days of the event related to those data/results and always provided that copyright symbol appears together as follows below.

© DORNA WSBK ORGANIZATION Srl 2018

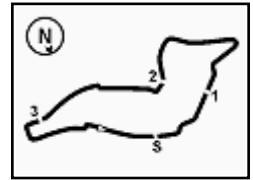
FIOR PERUGIA TIMING



Official Tyre Supplier



Official Timekeeper


6.4
STK1000
120/03


Imola Circuit 4.936 m

2 / 2
12° 70 L. VITALI (1'51.043)

Lap	Seg.1	Seg.2	Seg.3	Seg.4	Lap Time	km/h	Local Time
1							10:00'06.778
2	34.588	36.983	30.015	23.860	2'05.446P	211,5	10:02'12.224
3	23.785	35.028	29.636	23.338	1'51.787	261,0	10:04'04.011
4	23.690	34.736	29.617	23.308	1'51.351	267,5	10:05'55.362
5	23.489	34.805	29.450	23.582	1'51.326	257,3	10:07'46.688
6	23.651	37.988	31.994	24.123	1'57.756	268,8	10:09'44.444
7	23.551	35.071	29.457	23.280	1'51.359	267,5	10:11'35.803
8	23.404	34.993	29.428	23.218	1'51.043	268,2	10:13'26.846
9	23.808	34.684	29.422	23.288	1'51.202	261,0	10:15'18.048

13° 45 J. BUEHN (1'51.138)

Lap	Seg.1	Seg.2	Seg.3	Seg.4	Lap Time	km/h	Local Time
1							10:00'42.514
2	38.629	40.768	32.202	24.528	2'16.127P	187,0	10:02'58.641
3	24.695	35.675	30.325	23.655	1'54.350	247,3	10:04'52.991
4	23.871	35.056	30.010	23.568	1'52.505	256,1	10:06'45.496
5	23.731	35.033	29.724	23.567	1'52.055	262,3	10:08'37.551
6	23.763	34.876	29.506	23.259	1'51.404	264,2	10:10'28.955
7	27.269	35.820	34.567	23.913	2'01.569	254,3	10:12'30.524
8	23.600	34.862	29.504	23.172	1'51.138	267,5	10:14'21.662
9	23.636	35.112	29.531	23.334	1'51.613	262,9	10:16'13.275

14° 76 S. CAVALIERI (1'51.276)

Lap	Seg.1	Seg.2	Seg.3	Seg.4	Lap Time	km/h	Local Time
1							10:00'49.257
2	37.690	37.271	31.494	24.197	2'10.652P	182,6	10:02'59.909
3	24.245	35.073	30.449	23.702	1'53.469	253,1	10:04'53.378
4	23.923	34.811	31.164	24.809	1'54.707	250,2	10:06'48.085
5	23.725	34.732	29.734	23.349	1'51.540	261,0	10:08'39.625
6	23.722	34.712	29.610	23.359	1'51.403	261,7	10:10'31.028
7	23.715	34.615	29.560	23.386	1'51.276	259,8	10:12'22.304
8	23.650	34.701	29.486	23.654	1'51.491	261,7	10:14'13.795
9	24.019	34.668	29.779	23.415	1'51.881	260,4	10:16'05.676

15° 51 E. VIONNET (1'51.542)

Lap	Seg.1	Seg.2	Seg.3	Seg.4	Lap Time	km/h	Local Time
1							9:59'51.872
2	42.045	36.956	30.752	23.736	2'13.489P	194,4	10:02'05.361
3	24.242	34.863	29.489	23.394	1'51.988	240,7	10:03'57.349
4	23.848	34.816	29.465	23.413	1'51.542	262,9	10:05'48.891
5	23.901	34.741	29.599	23.416	1'51.657	265,5	10:07'40.548
6	23.811	34.852	29.737	23.515	1'51.915	265,5	10:09'32.463
7	23.829	35.128	29.747	23.612	1'52.316	264,9	10:11'24.779
8	23.737	35.151	30.404	23.625	1'52.917	267,5	10:13'17.696
9	24.010	35.010	29.369	23.559	1'51.948	258,5	10:15'09.644

16° 77 T. ALBERTO (1'51.645)

Lap	Seg.1	Seg.2	Seg.3	Seg.4	Lap Time	km/h	Local Time
1							10:00'56.827
2	37.568	37.986	30.799	24.355	2'10.708P	188,0	10:03'07.535
3	24.820	35.645	30.030	23.791	1'54.286	240,7	10:05'01.821
4	24.183	35.036	30.232	23.548	1'52.999	256,7	10:06'54.820
5	24.059	35.059	29.604	23.520	1'52.242	249,6	10:08'47.062
6	23.925	34.950	29.463	23.307	1'51.645	258,5	10:10'38.707
7	23.913	41.521	32.449	24.352	2'02.235	266,8	10:12'40.942

17° 6 E. PUSCEDDU (1'51.667)

Lap	Seg.1	Seg.2	Seg.3	Seg.4	Lap Time	km/h	Local Time
1							10:02'10.157
2	24.301	35.454	29.790	23.541	1'53.086	253,7	10:04'03.243
3	23.843	34.862	29.612	23.353	1'51.670	260,4	10:05'54.913
4	23.959	36.424	29.797	23.642	1'53.822	261,7	10:07'48.735

5	23.787	35.400	29.874	25.188	1'54.249	259,8	10:09'42.984
6	24.310	36.103	29.570	23.579	1'53.562	256,7	10:11'36.546
7	23.714	35.019	29.582	23.394	1'51.709	263,6	10:13'28.255
8	23.801	34.890	29.616	23.360	1'51.667	259,8	10:15'19.922

18° 23 L. SALVADORI (1'51.789)

Lap	Seg.1	Seg.2	Seg.3	Seg.4	Lap Time	km/h	Local Time
1							10:01'14.825
2	35.804	38.868	32.077	23.912	2'10.661P	188,0	10:03'25.486
3	23.956	35.209	30.116	23.541	1'52.822	258,5	10:05'18.308
4	23.791	35.148	30.035	23.375	1'52.349	262,3	10:07'10.657
5	24.076	34.774	29.535	23.404	1'51.789	253,7	10:09'02.446
6	25.062	37.373	32.288	2'53.906	4'28.629P	258,5	10:13'31.075
7	43.873	38.591	30.221	23.622	2'16.307P	134,4	10:15'47.382

19° 55 F. MARCHIONNI (1'53.592)

Lap	Seg.1	Seg.2	Seg.3	Seg.4	Lap Time	km/h	Local Time
1							10:01'02.537
2	38.703	37.354	31.677	23.943	2'11.677P	146,0	10:03'14.214
3	24.254	35.168	30.170	24.000	1'53.592	248,4	10:05'07.806
4	24.151	35.159	30.425	24.034	1'53.769	247,9	10:07'01.575
5	24.189	35.502	30.406	24.084	1'54.181	256,7	10:08'55.756
6	25.343	39.315	33.258	46.767	2'24.683P	255,5	10:11'20.439
7	41.505	39.159	30.894	24.346	2'15.904P	139,1	10:13'36.343
8	24.032	35.344	30.406	23.841	1'53.623	249,6	10:15'29.966

20° 80 A. PONTONE (1'54.163)

Lap	Seg.1	Seg.2	Seg.3	Seg.4	Lap Time	km/h	Local Time
1							10:00'04.372
2	36.963	37.400	31.285	24.286	2'09.934P	194,4	10:02'14.306
3	24.723	35.528	30.666	23.721	1'54.638	230,4	10:04'08.944
4	24.421	35.392	30.297	25.205	1'55.315	238,0	10:06'04.259
5	25.023	35.987	30.734	23.866	1'55.610	225,6	10:07'59.869
6	24.550	35.407	30.439	23.767	1'54.163	226,1	10:09'54.032
7	24.680	35.831	31.917	1'37.805	3'10.233P	229,0	10:13'04.265
8	39.772	36.917	31.975	24.971	2'13.635P	165,8	10:15'17.900

21° 46 M. CUDEVILLE (1'54.451)

Lap	Seg.1	Seg.2	Seg.3	Seg.4	Lap Time	km/h	Local Time
1							10:00'25.014
2	34.628	37.446	31.321	24.442	2'07.837P	177,5	10:02'32.851
3	24.608	36.485	30.905	24.616	1'56.614	251,9	10:04'29.465
4	24.922	36.490	30.444	24.250	1'56.106	250,2	10:06'25.571
5	24.352	36.032	30.337	23.907	1'54.628	250,2	10:08'20.199
6	25.118	36.802	31.258	24.483	1'57.661	250,7	10:10'17.860
7	24.436	35.850	30.420	23.745	1'54.451	255,5	10:12'12.311
8	24.695	36.174	30.586	24.042	1'55.497	253,1	10:14'07.808
9	24.397	35.927	30.400	23.840	1'54.564	254,9	10:16'02.372

22° 31 V. SUCHET (1'55.619)

Lap	Seg.1	Seg.2	Seg.3	Seg.4	Lap Time	km/h	Local Time
1							10:00'02.914
2	40.707	38.890	32.398	25.600	2'17.595P	165,0	10:02'20.509
3	25.088	36.821	31.038	25.120	1'58.067	247,9	10:04'18.576
4	25.086	36.706	30.847	24.626	1'57.265	235,5	10:06'15.841
5	24.660	35.941	30.520	24.498	1'55.619	249,6	10:08'11.460
6	24.602	36.152	30.900	24.343	1'55.997	246,2	10:10'07.457
7	26.048	38.016	31.174	24.811	2'00.049	252,5	10:12'07.506
8	24.700	36.497	31.328	24.571	1'57.096	250,7	10:14'04.602
9	24.727	36.591	30.961	24.602	1'56.881	250,2	10:16'01.483

13/05/2018 P = Pits In/Out - C = Lap Time Cancelled

These data/results cannot be reproduced, stored and/or transmitted in whole or in part by any manner of electronic, mechanical, photocopying, recording, broadcasting or otherwise now known or herein after developed without the previous express consent by the copyright owner, except for reproduction in daily press and regular printed publications on sale to the public within 60 days of the event related to those data/results and always provided that copyright symbol appears together as follows below.

© DORNA WSBK ORGANIZATION Srl 2018

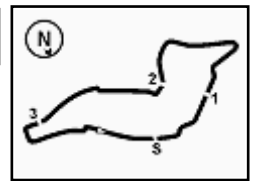
FICR PERUGIA TIMING



Official Tyre Supplier



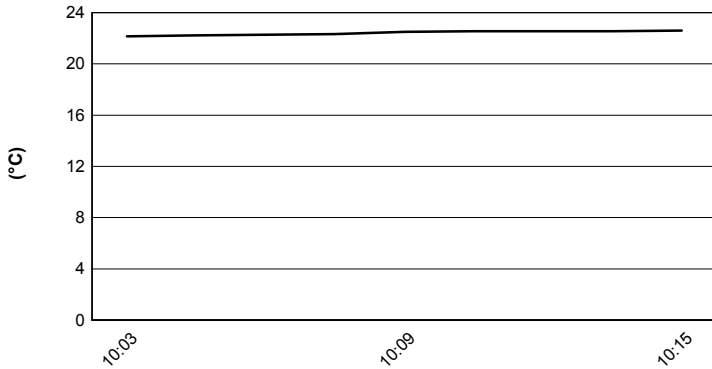
Official Timekeeper



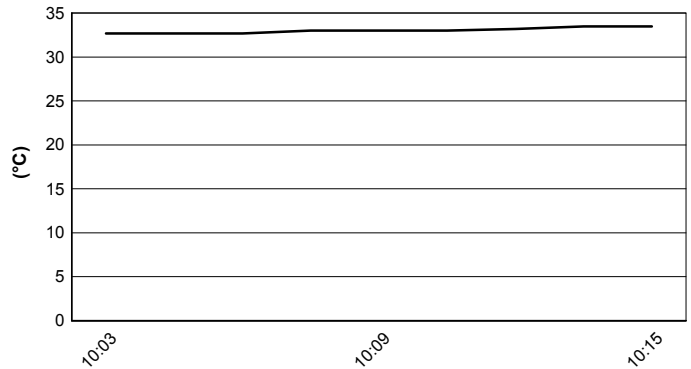
Imola Circuit 4.936 m

PATA Italian Round, 11-12-13 May 2018
Superstock 1000 - Weather Report Warm Up
Session started 10:00 - Session ended 10:16


Air Temperature



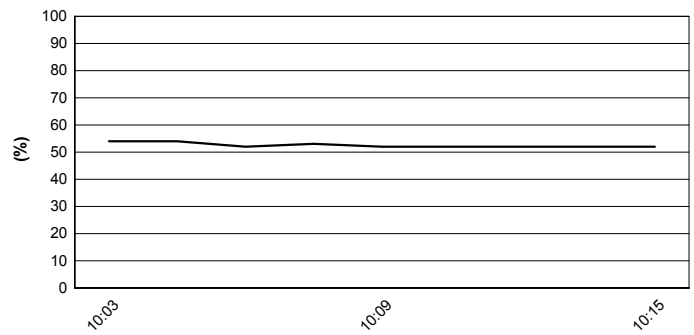
Track Temperature



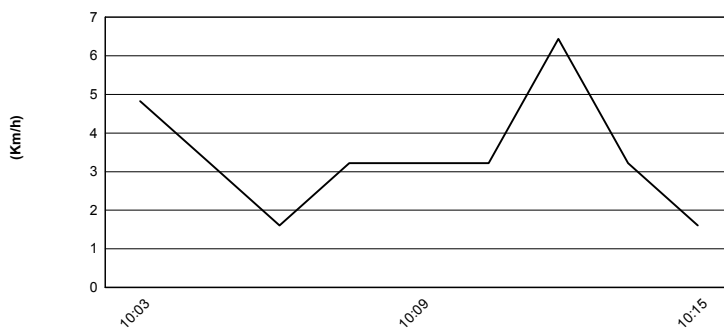
Air Pressure



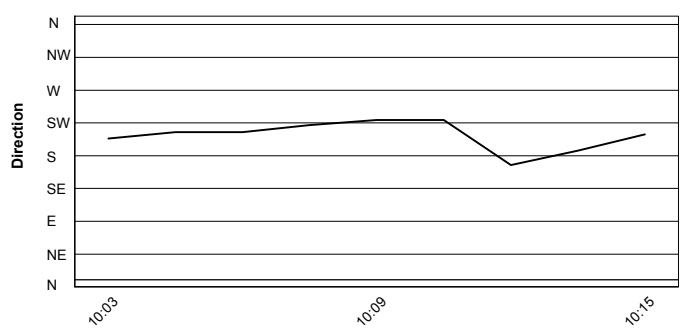
Humidity



Wind Speed



Wind Direction



13/05/2018

These data/results cannot be reproduced, stored and/or transmitted in whole or in part by any manner of electronic, mechanical, photocopying, recording, broadcasting or otherwise now known or herein after developed without the previous express consent by the copyright owner, except for reproduction in daily press and regular printed publications on sale to the public within 60 days of the event related to those data/results and always provided that copyright symbol appears together as follows below.

© DORNA WSBK ORGANIZATION Srl 2018



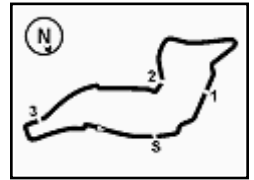
Official Tyre Supplier



Official Timekeeper



6.6
STK1000
 120/03



Imola Circuit 4.936 m

PATA Italian Round, 11-12-13 May 2018

Superstock 1000 - Starting Grid

14 Laps x 4,936 km = 69,104 km

1	7 SCHEIB M. Aprilia 2'03.219	2	52 DELBIANCO A. BMW 2'03.583	3	23 SALVADORI L. BMW 2'03.613
2	9 MANTOVANI A. Aprilia 2'04.349	5	6 PUSCEDDU E. BMW 2'04.850	6	21 MARINO F. Yamaha 2'05.345
3	15 SANDI F. Ducati 2'05.445	8	11 FERRARI M. Ducati 2'05.769	9	28 REITERBERGER M. BMW 2'05.873
4	70 VITALI L. Aprilia 2'06.194	11	55 MARCHIONNI F. Yamaha 2'07.226	12	77 ALBERTO T. Ducati 2'07.366
5	2 TAMBURINI R. BMW 2'07.378	14	16 RUIU G. Kawasaki 2'07.387	15	59 SCHACHT A. Ducati 2'07.974
6	76 CAVALIERI S. Ducati 2'08.602	17	51 VIONNET E. BMW 2'09.434	18	46 CUDEVILLE M. Kawasaki 2'09.874
7	45 BUEHN J. BMW 2'10.337	20	84 RUSSO R. Kawasaki	21	80 PONTONE A. Yamaha
8	31 SUCHET V. Kawasaki				

N.84 (Russo R.), 80 (Pontone A.), 31 (Suchet V.) are allowed to start according to art. 1.15.6

13/05/2018 Jury President

..... Race Director

