

Misano Circuit Sic 58 4.226 m

1 / 2

PIRELLI Riviera di Rimini Round, 6 - 8 July 2018

World Superbike - Results Race 1

Laps 21 = 88,746 Km - Time of Race 33'31.846 - Avg. 158,802 km/h

Pos	Race	Grid	No. Rider	Nat	Team	Bike	Class	LL	Gap	Fastest Lap	Speed	Qualifying		Ranking		
												Time	Speed	R1	R2	Tot
1	2	1	J. REA	GBR	Kawasaki Racing Team WorldSBK	Kawasaki ZX-10RR		21		1'34.948	263,4	1'33.673	263,4	25	345	1
2	7	7	C. DAVIES	GBR	Aruba.it Racing - Ducati	Ducati Panigale R		21	2.791	1'35.252	268,0	1'34.532	264,1	20	265	2
3	3	50	E. LAVERTY	IRL	Milwaukee Aprilia	Aprilia RSV4 RF		21	3.700	1'35.166	266,7	1'34.281	266,7	16	105	8
4	11	60	M. VAN DER MARK	NED	Pata Yamaha Official WorldSBK Team	Yamaha YZF R1		21	4.921	1'35.511	271,4	1'34.605	265,4	13	228	3
5	1	66	T. SYKES	GBR	Kawasaki Racing Team WorldSBK	Kawasaki ZX-10RR		21	6.713	1'35.032	264,1	1'33.640	262,1	11	207	4
6	4	12	X. FORES	ESP	Barni Racing Team	Ducati Panigale R	IND	21	11.065	1'35.698	267,3	1'34.363	264,1	10	164	7
7	8	33	M. MELANDRI	ITA	Aruba.it Racing - Ducati	Ducati Panigale R		21	12.375	1'35.722	270,7	1'34.533	270,0	9	177	6
8	5	32	L. SAVADORI	ITA	Milwaukee Aprilia	Aprilia RSV4 RF		21	12.995	1'35.549	266,0	1'34.400	264,7	8	83	10
9	10	2	L. CAMIER	GBR	Red Bull Honda World Superbike Team	Honda CBR1000RR		21	13.840	1'35.848	264,1	1'34.597	264,1	7	82	11
10	13	36	L. MERCADO	ARG	Orelac Racing VerdNatura	Kawasaki ZX-10RR	IND	21	32.317	1'36.218	262,8	1'35.473	264,7	6	53	15
11	14	54	T. RAZGATLIOGLU	TUR	Kawasaki Puccetti Racing	Kawasaki ZX-10RR	IND	21	36.316	1'36.808	261,5	1'35.869	260,2	5	96	9
12	16	94	N. CANEPA	ITA	Yamaha Motor Europe	Yamaha YZF R1	IND	21	37.665	1'36.935	262,8	1'36.064	262,8	4	4	23
13	18	40	R. RAMOS	ESP	Team GoEleven Kawasaki	Kawasaki ZX-10RR	IND	21	39.466	1'36.908	260,9	1'36.348	257,8	3	52	16
14	19	45	J. GAGNE	USA	Red Bull Honda World Superbike Team	Honda CBR1000RR		21	39.896	1'36.834	266,7	1'36.599	264,7	2	39	17
15	21	24	A. ANDREOZZI	ITA	Guandalini Racing	Yamaha YZF R1	IND	21	48.461	1'37.345	259,6	1'37.297	257,8	1	1	27
16	17	99	P. JACOBSEN	USA	TripleM Honda World Superbike Team	Honda CBR1000RR	IND	21	54.364	1'37.439	267,3	1'36.233	264,7		21	19
17	20	21	M. RINALDI	ITA	Aruba.it Racing - Junior Team	Ducati Panigale R	IND	18	3 Laps	1'36.611	269,3	1'36.644	264,7		54	14
18	9	81	J. TORRES	ESP	MV Agusta Reparto Corse	MV Agusta 1000 F4		17	4 Laps	1'36.118	263,4	1'34.569	261,5		80	12
-----Not Classified-----																
RET	12	22	A. LOWES	GBR	Pata Yamaha Official WorldSBK Team	Yamaha YZF R1		9	12 Laps	1'35.689	267,3	1'35.239	265,4		183	5
RET	15	68	Y. HERNANDEZ	COL	Team Pedercini Racing	Kawasaki ZX-10RR	IND	3	18 Laps	1'36.942	266,7	1'35.918	264,1		24	18
RET	6	76	L. BAZ	FRA	GULF ALTHEA BMW Racing Team	BMW S 1000 RR		1	20 Laps		246,6	1'34.527	264,7		79	13

AIR	Humidity:	58%	Temp:	28°C
TRACK	Condition:	Dry	Temp:	46°C

Records	Pole (SP2)	2018	T.Sykes	1'33.640	162,47 Km/h
	Race (RC2)	2015	J.Rea	1'34.720	160,62 Km/h
	Circuit (SP2)	2018	T.Sykes	1'33.640	162,47 Km/h
Race Fastest Lap	Lap 2	J.Rea	1'34.948	160,23 Km/h	

LAP LEADERS				
No. Rider	From	To	Laps	Total
1 J. REA	1	21	21	21

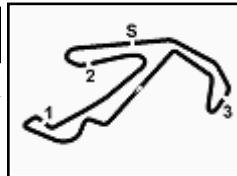
TOTAL LEADER LAPS				
No. Rider	Laps			
1 J. REA	163	50 E. LAVERTY		9
66 T. SYKES	50	21 M. RINALDI		2
7 C. DAVIES	40	25 D. FALZON		1
22 A. LOWES	34	32 L. SAVADORI		1
60 M. VAN DER MARK	25	99 P. JACOBSEN		1
12 X. FORES	15			
33 M. MELANDRI	9			

Start 07/07/2018 13:00 End 13:35 The results are provisional until the end of the time limit for protests and appeals and the completion of the technical checks.

These data/results cannot be reproduced, stored and/or transmitted in whole or in part by any manner of electronic, mechanical, photocopying, recording, broadcasting or otherwise now known or herein after developed without the previous express consent by the copyright owner, except for reproduction in daily press and regular printed publications on sale to the public within 60 days of the event related to those data/results and always provided that copyright symbol appears together as follows below.

© DORNA WSBK ORGANIZATION Srl 2018





PIRELLI Riviera di Rimini Round, 6 - 8 July 2018 World Superbike - Results Race 1

Race Highlights

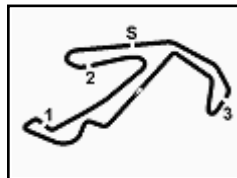
Time	No. Rider	Description
12.58.09		Warm-up Lap Start
13.00.44		Start
13.00.59	76 Baz	Crashed - Turn 2
13.01.18	76 Baz	Re-joined
13.02.55	76 Baz	Entered Pits
13.02.56		No Jump Start
13.04.54	76 Baz	Retired
13.06.09	68 Hernandez	Crashed - Turn 5
13.06.41	68 Hernandez	Out
13.09.42	22 Lowes	Crashed - Re-Joined - Turn 8
13.10.57	81 Torres	Crashed - Turn 5
13.11.06	81 Torres	Re-joined
13.13.58	81 Torres	Entered Pits
13.15.24	21 Rinaldi	Entered Pits
13.15.49	22 Lowes	Crashed - Turn 2
13.16.29	22 Lowes	Out
13.27.09	81 Torres	Entered Pits
13.35.05		End Of Session

Start End The results are provisional until the end of the time limit for protests and appeals
07/07/2018 13:00 13:35 and the completion of the technical checks.

These data/results cannot be reproduced, stored and/or transmitted in whole or in part by any manner of electronic, mechanical, photocopying, recording, broadcasting or otherwise now known or herein after developed without the previous express consent by the copyright owner, except for reproduction in daily press and regular printed publications on sale to the public within 60 days of the event related to those data/results and always provided that copyright symbol appears together as follows below.

© DORNA WSBK ORGANIZATION Srl 2018





Misano Circuit Sic 58 4.226 m

1 / 4

PIRELLI Riviera di Rimini Round, 6 - 8 July 2018
World Superbike - Lap Chart Race 1

		Lap																				
	1	2	3	4	5	6	7	8	9	10	11	12	13	14	15	16	17	18	19	20	21	
1	1	1	1	1	1	1	1	1	1	1	1	1	1	1	1	1	1	1	1	1	1	
2	66	66	66	66	50	50	50	50	50	50	50	50	50	50	50	7	7	7	7	7	7	
3	50	50	50	50	66	7	7	7	7	7	7	7	7	7	7	50	50	50	50	50	50	
4	7	7	7	7	7	66	66	66	66	66	66	66	60	60	60	60	60	60	60	60	60	
5	12	12	12	12	12	12	12	60	60	60	60	66	66	66	66	66	66	66	66	66	66	
6	32	60	60	60	60	60	12	32	32	32	32	32	32	32	32	32	32	12	12	12	12	
7	60	32	32	32	32	32	12	12	12	12	12	12	12	12	12	12	12	32	33	33	33	
8	81	81	33	33	33	33	33	33	33	33	33	33	33	33	33	33	33	33	32	32	32	
9	33	33	81	81	81	2	2	2	2	2	2	2	2	2	2	2	2	2	2	2	2	
10	2	2	2	2	22	2	36	36	36	36	36	36	36	36	36	36	36	36	36	36	36	
11	36	22	22	22	2	36	54	54	54	54	54	54	54	54	54	54	54	54	54	54	54	
12	22	36	36	36	36	54	94	94	94	94	94	94	94	94	94	94	94	94	94	94	94	
13	54	54	54	54	54	21	45	45	45	45	45	45	45	45	45	45	45	45	45	45	40	
14	68	68	68	21	21	94	21	21	40	40	40	40	40	40	40	40	40	40	40	40	45	
15	21	21	21	94	94	45	40	40	24	24	24	24	24	24	24	24	24	24	24	24	24	
16	94	94	94	45	45	40	24	24	22	99	99	99	99	99	99	99	99	99	99	99	99	
17	99	99	99	99	40	99	99	22	99	81	81	81	81	21	21	21	21	21				
18	45	45	45	40	99	24	22	99	81	21	21	21	21	81	81	81	81					
19	40	40	40	24	24	22	81	81	21													
20	24	24	24																			
21	76																					

Final Result		
1	1 J. REA	Laps 21
2	7 C. DAVIES	2.791
3	50 E. LAVERTY	3.700
4	60 M. VAN DER MARK	4.921
5	66 T. SYKES	6.713
6	12 X. FORES	11.065
7	33 M. MELANDRI	12.375
8	32 L. SAVADORI	12.995
9	2 L. CAMIER	13.840
10	36 L. MERCADO	32.317
11	54 T. RAZGATLIOGLU	36.316
12	94 N. CANEPA	37.665
13	40 R. RAMOS	39.466
14	45 J. GAGNE	39.896
15	24 A. ANDREOZZI	48.461
16	99 P. JACOBSEN	54.364
17	21 M. RINALDI	3 Laps
18	81 J. TORRES	4 Laps
RET	22 A. LOWES	12 Laps
RET	68 Y. HERNANDEZ	18 Laps
RET	76 L. BAZ	20 Laps

07/07/2018

These data/results cannot be reproduced, stored and/or transmitted in whole or in part by any manner of electronic, mechanical, photocopying, recording, broadcasting or otherwise now known or herein after developed without the previous express consent by the copyright owner, except for reproduction in daily press and regular printed publications on sale to the public within 60 days of the event related to those data/results and always provided that copyright symbol appears together as follows below.

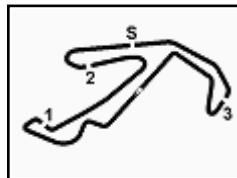
© DORNA WSBK ORGANIZATION Srl 2018

FCR PERUGIA TIMING


Official Tyre Supplier



Official Timekeeper


PIRELLI Riviera di Rimini Round, 6 - 8 July 2018
World Superbike - Lap Chart Race 1

Misano Circuit Sic 58 4.226 m

2 / 4

Lap 1

1	1	J.Rea	13:02'14.529
2	66	T.Sykes	0.348
3	50	E.Laverty	0.695
4	7	C.Davies	1.158
5	12	X.Fores	1.495
6	32	L.Savadori	1.862
7	60	M.van der Mark	2.055
8	81	J.Torres	2.228
9	33	M.Melandri	2.311
10	2	L.Camier	2.949
11	36	L.Mercado	3.985
12	22	A.Lowes	4.061
13	54	T.Razgatlioglu	4.270
14	68	Y.Hernandez	4.796
15	21	M.Rinaldi	5.077
16	94	N.Canepa	5.443
17	99	P.Jacobsen	5.495
18	45	J.Gagne	5.813
19	40	R.Ramos	6.128
20	24	A.Andreozzi	6.454
21	76	L.Baz	50.459

7	32	L.Savadori	4.194
8	33	M.Melandri	5.110
9	81	J.Torres	5.380
10	2	L.Camier	5.750
11	22	A.Lowes	5.827
12	36	L.Mercado	7.623
13	54	T.Razgatlioglu	9.877
14	21	M.Rinaldi	10.872
15	94	N.Canepa	11.433
16	45	J.Gagne	12.222
17	99	P.Jacobsen	12.796
18	40	R.Ramos	13.040
19	24	A.Andreozzi	13.874

Lap 5

1	1	J.Rea	13:08'35.444
2	50	E.Laverty	1.043
3	66	T.Sykes	1.486
4	7	C.Davies	1.794
5	12	X.Fores	3.635
6	60	M.van der Mark	4.075
7	32	L.Savadori	4.775
8	33	M.Melandri	5.884
9	81	J.Torres	6.398
10	22	A.Lowes	6.653
11	2	L.Camier	7.005
12	36	L.Mercado	9.295
13	54	T.Razgatlioglu	11.532
14	21	M.Rinaldi	12.496
15	94	N.Canepa	13.358
16	45	J.Gagne	13.903
17	40	R.Ramos	15.905
18	99	P.Jacobsen	16.163
19	24	A.Andreozzi	16.421

Lap 6

1	1	J.Rea	13:10'10.734
2	50	E.Laverty	1.378
3	7	C.Davies	2.328
4	66	T.Sykes	2.618
5	12	X.Fores	4.319
6	60	M.van der Mark	4.567
7	32	L.Savadori	5.348
8	33	M.Melandri	6.563
9	81	J.Torres	7.434
10	2	L.Camier	7.807
11	36	L.Mercado	10.641
12	54	T.Razgatlioglu	13.259
13	21	M.Rinaldi	14.185
14	94	N.Canepa	15.389
15	45	J.Gagne	15.746
16	40	R.Ramos	17.855
17	99	P.Jacobsen	18.457
18	24	A.Andreozzi	18.782
19	22	A.Lowes	23.126

Lap 7

1	1	J.Rea	13:11'46.144
2	50	E.Laverty	1.485
3	7	C.Davies	2.577
4	66	T.Sykes	2.986
5	12	X.Fores	4.657
6	60	M.van der Mark	5.006
7	32	L.Savadori	5.640
8	33	M.Melandri	7.157
9	2	L.Camier	9.164
10	36	L.Mercado	12.286
11	54	T.Razgatlioglu	14.902
12	94	N.Canepa	17.132
13	45	J.Gagne	17.494
14	21	M.Rinaldi	17.812
15	40	R.Ramos	19.677
16	24	A.Andreozzi	21.009
17	99	P.Jacobsen	21.793
18	22	A.Lowes	24.145

19	81	J.Torres	30.031
----	----	----------	--------

Lap 8

1	1	J.Rea	13:13'21.428
2	50	E.Laverty	1.566
3	7	C.Davies	3.100
4	66	T.Sykes	3.626
5	60	M.van der Mark	5.421
6	12	X.Fores	5.537
7	32	L.Savadori	5.905
8	33	M.Melandri	7.661
9	2	L.Camier	9.907
10	36	L.Mercado	14.058
11	54	T.Razgatlioglu	16.526
12	94	N.Canepa	19.110
13	45	J.Gagne	19.599
14	21	M.Rinaldi	20.543
15	40	R.Ramos	21.529
16	24	A.Andreozzi	23.078
17	22	A.Lowes	25.353
18	99	P.Jacobsen	26.362
19	81	J.Torres	

Lap 9

1	1	J.Rea	13:14'56.760
2	50	E.Laverty	1.793
3	7	C.Davies	3.403
4	66	T.Sykes	4.087
5	60	M.van der Mark	5.622
6	32	L.Savadori	6.791
7	12	X.Fores	7.203
8	33	M.Melandri	8.051
9	2	L.Camier	10.504
10	36	L.Mercado	15.964
11	54	T.Razgatlioglu	18.222
12	94	N.Canepa	21.186
13	45	J.Gagne	21.532
14	40	R.Ramos	23.343
15	24	A.Andreozzi	25.091
16	22	A.Lowes	26.167
17	99	P.Jacobsen	29.065
18	81	J.Torres	
19	21	M.Rinaldi	

Lap 10

1	1	J.Rea	13:16'32.350
2	50	E.Laverty	1.766
3	7	C.Davies	3.564
4	66	T.Sykes	4.545
5	60	M.van der Mark	5.609
6	32	L.Savadori	6.871
7	12	X.Fores	7.623
8	33	M.Melandri	8.196
9	2	L.Camier	10.785
10	36	L.Mercado	17.367
11	54	T.Razgatlioglu	19.561
12	94	N.Canepa	22.839
13	45	J.Gagne	23.078
14	40	R.Ramos	24.852
15	24	A.Andreozzi	26.902
16	99	P.Jacobsen	31.537
17	81	J.Torres	
18	21	M.Rinaldi	

Lap 11

1	1	J.Rea	13:18'07.851
2	50	E.Laverty	1.809
3	7	C.Davies	3.788
4	66	T.Sykes	4.994
5	60	M.van der Mark	5.619
6	32	L.Savadori	7.115
7	12	X.Fores	8.070
8	33	M.Melandri	8.464
9	2	L.Camier	11.229

Lap 12

1	1	J.Rea	13:19'43.319
2	50	E.Laverty	2.244
3	7	C.Davies	4.167
4	66	T.Sykes	5.325
5	60	M.van der Mark	5.677
6	32	L.Savadori	7.399
7	12	X.Fores	8.694
8	33	M.Melandri	8.929
9	2	L.Camier	11.781
10	36	L.Mercado	20.037
11	54	T.Razgatlioglu	22.856
12	94	N.Canepa	26.301
13	45	J.Gagne	26.606
14	40	R.Ramos	28.188
15	24	A.Andreozzi	31.234
16	99	P.Jacobsen	36.182
17	81	J.Torres	
18	21	M.Rinaldi	

Lap 13

1	1	J.Rea	13:21'19.005
2	50	E.Laverty	2.373
3	7	C.Davies	4.104
4	60	M.van der Mark	5.911
5	66	T.Sykes	6.108
6	32	L.Savadori	7.525
7	12	X.Fores	8.988
8	33	M.Melandri	9.365
9	2	L.Camier	11.943
10	36	L.Mercado	21.455
11	54	T.Razgatlioglu	24.632
12	94	N.Canepa	27.870
13	45	J.Gagne	28.075
14	40	R.Ramos	29.825
15	24	A.Andreozzi	33.236
16	99	P.Jacobsen	38.561
17	81	J.Torres	
18	21	M.Rinaldi	

Lap 14

1	1	J.Rea	13:22'54.622
2	50	E.Laverty	2.526
3	7	C.Davies	4.099
4	60	M.van der Mark	6.144
5	66	T.Sykes	6.590
6	32	L.Savadori	7.783
7	12	X.Fores	9.423
8	33	M.Melandri	9.944
9	2	L.Camier	12.578
10	36	L.Mercado	22.806
11	54	T.Razgatlioglu	26.688
12	94	N.Canepa	29.188
13	45	J.Gagne	29.722
14	40	R.Ramos	31.438
15	24	A.Andreozzi	35.106
16	99	P.Jacobsen	40.862
17	21	M.Rinaldi	
18	81	J.Torres	

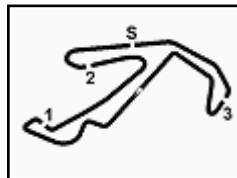
Lap 15

1	1	J.Rea	13:24'30.489
2	50	E.Laverty	2.312
3	7	C.Davies	3.586

07/07/2018

These data/results cannot be reproduced, stored and/or transmitted in whole or in part by any manner of electronic, mechanical, photocopying, recording, broadcasting or otherwise now known or herein after developed without the previous express consent by the copyright owner, except for reproduction in daily press and regular printed publications on sale to the public within 60 days of the event related to those data/results and always provided that copyright symbol appears together as follows below.

© DORNA WSBK ORGANIZATION Srl 2018


PIRELLI Riviera di Rimini Round, 6 - 8 July 2018
World Superbike - Lap Chart Race 1

4	60	M.van der Mark	5.956
5	66	T.Sykes	6.647
6	32	L.Savadori	8.348
7	12	X.Fores	9.581
8	33	M.Melandri	9.949
9	2	L.Camier	12.658
10	36	L.Mercado	23.832
11	54	T.Razgatioglu	28.723
12	94	N.Canepa	30.693
13	45	J.Gagne	31.009
14	40	R.Ramos	32.899
15	24	A.Andreozzi	37.076
16	99	P.Jacobsen	42.779
17	21	M.Rinaldi	
18	81	J.Torres	

Lap 16

1	1	J.Rea	13:26'06.242
2	7	C.Davies	3.279
3	50	E.Laverty	3.527
4	60	M.van der Mark	6.049
5	66	T.Sykes	6.803
6	32	L.Savadori	9.382
7	12	X.Fores	9.794
8	33	M.Melandri	10.492
9	2	L.Camier	12.922
10	36	L.Mercado	25.444
11	54	T.Razgatioglu	30.220
12	94	N.Canepa	32.108
13	45	J.Gagne	32.564
14	40	R.Ramos	34.085
15	24	A.Andreozzi	39.012
16	99	P.Jacobsen	44.843
17	21	M.Rinaldi	
18	81	J.Torres	

Lap 17

1	1	J.Rea	13:27'41.606
2	7	C.Davies	3.684
3	50	E.Laverty	4.580
4	60	M.van der Mark	6.510
5	66	T.Sykes	7.294
6	32	L.Savadori	10.585
7	12	X.Fores	10.630
8	33	M.Melandri	12.113
9	2	L.Camier	13.622
10	36	L.Mercado	27.367
11	54	T.Razgatioglu	32.588
12	94	N.Canepa	33.918
13	45	J.Gagne	34.736
14	40	R.Ramos	35.754
15	24	A.Andreozzi	41.471
16	99	P.Jacobsen	47.997
17	21	M.Rinaldi	
18	81	J.Torres	

Lap 18

1	1	J.Rea	13:29'17.365
2	7	C.Davies	3.800
3	50	E.Laverty	4.749
4	60	M.van der Mark	6.683
5	66	T.Sykes	7.541
6	12	X.Fores	11.464
7	32	L.Savadori	12.248
8	33	M.Melandri	12.600
9	2	L.Camier	14.113
10	36	L.Mercado	28.894
11	54	T.Razgatioglu	34.023
12	94	N.Canepa	35.315
13	45	J.Gagne	36.161
14	40	R.Ramos	37.088
15	24	A.Andreozzi	43.606
16	99	P.Jacobsen	49.959
17	21	M.Rinaldi	

Lap 19

1	1	J.Rea	13:30'53.206
2	7	C.Davies	3.931
3	50	E.Laverty	5.193
4	60	M.van der Mark	6.612
5	66	T.Sykes	7.788
6	12	X.Fores	11.756
7	33	M.Melandri	13.325
8	32	L.Savadori	13.793
9	2	L.Camier	14.519
10	36	L.Mercado	30.330
11	54	T.Razgatioglu	35.574
12	94	N.Canepa	36.578
13	45	J.Gagne	37.741
14	40	R.Ramos	38.155
15	24	A.Andreozzi	45.905
16	99	P.Jacobsen	51.966

Lap 20

1	1	J.Rea	13:32'28.999
2	7	C.Davies	4.360
3	50	E.Laverty	5.326
4	60	M.van der Mark	6.709
5	66	T.Sykes	8.250
6	12	X.Fores	12.379
7	33	M.Melandri	13.697
8	32	L.Savadori	14.456
9	2	L.Camier	15.509
10	36	L.Mercado	32.158
11	54	T.Razgatioglu	36.842
12	94	N.Canepa	38.001
13	45	J.Gagne	39.408
14	40	R.Ramos	39.801
15	24	A.Andreozzi	48.149
16	99	P.Jacobsen	54.359

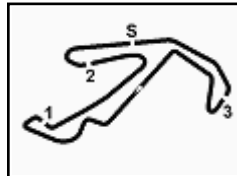
Lap 21

1	1	J.Rea	13:34'06.930
2	7	C.Davies	2.791
3	50	E.Laverty	3.700
4	60	M.van der Mark	4.921
5	66	T.Sykes	6.713
6	12	X.Fores	11.065
7	33	M.Melandri	12.375
8	32	L.Savadori	12.995
9	2	L.Camier	13.840
10	36	L.Mercado	32.317
11	54	T.Razgatioglu	36.316
12	94	N.Canepa	37.665
13	40	R.Ramos	39.466
14	45	J.Gagne	39.896
15	24	A.Andreozzi	48.461
16	99	P.Jacobsen	54.364

07/07/2018

These data/results cannot be reproduced, stored and/or transmitted in whole or in part by any manner of electronic, mechanical, photocopying, recording, broadcasting or otherwise now known or herein after developed without the previous express consent by the copyright owner, except for reproduction in daily press and regular printed publications on sale to the public within 60 days of the event related to those data/results and always provided that copyright symbol appears together as follows below.

© DORNA WSBK ORGANIZATION Srl 2018


PIRELLI Riviera di Rimini Round, 6 - 8 July 2018
World Superbike - Lap Chart Race 1

Misano Circuit Sic 58 4.226 m

4 / 4

Race Pace Comparison

	1 Rea	7 Dav	50 Lav	60 vdM	66 Syk	12 For	33 Mel	32 Sav	2 Cam	36 Mer	54 Raz	94 Can	40 Ram	45 Gag
1	1'39.445	1'40.603	1'40.140	1'41.500	1'39.793	1'40.940	1'41.756	1'41.307	1'42.394	1'43.430	1'43.715	1'44.888	1'45.573	1'45.258
2	1'34.948	1'35.252	1'35.166	1'35.867	1'35.032	1'35.788	1'36.083	1'36.269	1'35.985	1'36.591	1'36.952	1'37.284	1'37.602	1'37.720
3	1'35.203	1'35.375	1'35.245	1'35.823	1'35.432	1'35.698	1'36.032	1'35.926	1'36.243	1'36.218	1'36.932	1'37.082	1'37.351	1'37.081
4	1'35.611	1'35.376	1'35.421	1'35.539	1'35.692	1'35.701	1'36.446	1'35.899	1'36.335	1'36.591	1'37.485	1'37.386	1'37.721	1'37.370
5	1'35.153	1'35.548	1'35.431	1'35.706	1'35.897	1'35.868	1'35.927	1'35.734	1'36.408	1'36.825	1'36.808	1'37.078	1'38.018	1'36.834
6	1'35.290	1'35.824	1'35.625	1'35.782	1'36.422	1'35.974	1'35.969	1'35.863	1'36.092	1'36.636	1'37.017	1'37.321	1'37.240	1'37.133
7	1'35.410	1'35.659	1'35.517	1'35.849	1'35.778	1'35.748	1'36.004	1'35.702	1'36.767	1'37.055	1'37.053	1'37.153	1'37.232	1'37.158
8	1'35.284	1'35.807	1'35.365	1'35.699	1'35.924	1'36.164	1'35.788	1'35.549	1'36.027	1'37.056	1'36.908	1'37.262	1'37.136	1'37.389
9	1'35.332	1'35.635	1'35.559	1'35.533	1'35.793	1'36.998	1'35.722	1'36.218	1'35.929	1'37.238	1'37.028	1'37.408	1'37.146	1'37.265
10	1'35.590	1'35.751	1'35.563	1'35.577	1'36.048	1'36.010	1'35.735	1'35.670	1'35.871	1'36.993	1'36.929	1'37.243	1'37.099	1'37.136
11	1'35.501	1'35.725	1'35.544	1'35.511	1'35.950	1'35.948	1'35.769	1'35.745	1'35.945	1'36.756	1'36.912	1'37.284	1'37.253	1'37.460
12	1'35.468	1'35.847	1'35.903	1'35.526	1'35.799	1'36.092	1'35.933	1'35.752	1'36.020	1'36.883	1'37.352	1'37.147	1'37.052	1'37.037
13	1'35.686	1'35.623	1'35.815	1'35.920	1'36.469	1'35.980	1'36.122	1'35.812	1'35.848	1'37.104	1'37.462	1'37.255	1'37.323	1'37.155
14	1'35.617	1'35.612	1'35.770	1'35.850	1'36.099	1'36.052	1'36.196	1'35.875	1'36.252	1'36.968	1'37.673	1'36.935	1'37.230	1'37.264
15	1'35.867	1'35.354	1'35.653	1'35.679	1'35.924	1'36.025	1'35.872	1'36.432	1'35.947	1'36.893	1'37.902	1'37.372	1'37.328	1'37.154
16	1'35.753	1'35.446	1'36.968	1'35.846	1'35.909	1'35.966	1'36.296	1'36.787	1'36.017	1'37.365	1'37.250	1'37.168	1'36.939	1'37.308
17	1'35.364	1'35.769	1'36.417	1'35.825	1'35.855	1'36.200	1'36.985	1'36.567	1'36.064	1'37.287	1'37.732	1'37.174	1'37.033	1'37.536
18	1'35.759	1'35.875	1'35.928	1'35.932	1'36.006	1'36.593	1'36.246	1'37.422	1'36.250	1'37.286	1'37.194	1'37.156	1'37.093	1'37.184
19	1'35.841	1'35.972	1'36.285	1'35.770	1'36.088	1'36.133	1'36.566	1'37.386	1'36.247	1'37.277	1'37.392	1'37.104	1'36.908	1'37.421
20	1'35.793	1'36.222	1'35.926	1'35.890	1'36.255	1'36.416	1'36.165	1'36.456	1'36.783	1'37.621	1'37.061	1'37.216	1'37.439	1'37.460
21	1'37.931	1'36.362	1'36.305	1'36.143	1'36.394	1'36.617	1'36.609	1'36.470	1'36.262	1'38.090	1'37.405	1'37.595	1'37.596	1'38.419

	24 And	99 Jac	21 Rin	81 Tor	22 Low	68 Her	76 Baz
1	1'45.899	1'44.940	1'44.522	1'41.673	1'43.506	1'44.241	2'29.904
2	1'37.652	1'37.439	1'37.406	1'36.118	1'35.718	1'37.072	
3	1'37.761	1'37.487	1'37.167	1'36.296	1'35.689	1'36.942	
4	1'37.769	1'38.137	1'36.984	1'36.500	1'36.121		
5	1'37.700	1'38.520	1'36.777	1'36.171	1'35.979		
6	1'37.651	1'37.584	1'36.979	1'36.326	1'51.763		
7	1'37.637	1'38.746	1'39.037	1'58.007	1'36.429		
8	1'37.353	1'39.853	1'38.015	4'49.330	1'36.492		
9	1'37.345	1'38.035	5'52.121	1'57.322	1'36.146		
10	1'37.401	1'38.062	1'58.296	1'36.629			
11	1'37.789	1'37.636	1'37.204	1'36.669			
12	1'37.512	1'37.978	1'36.615	1'36.790			
13	1'37.688	1'38.065	1'36.672	1'36.605			
14	1'37.487	1'37.918	1'36.611	4'21.005			
15	1'37.837	1'37.784	1'37.034	1'53.054			
16	1'37.689	1'37.817	1'37.054	1'36.542			
17	1'37.823	1'38.518	1'36.857	1'36.467			
18	1'37.894	1'37.721	1'36.818				
19	1'38.140	1'37.848					
20	1'38.037	1'38.186					
21	1'38.243	1'37.936					

07/07/2018

These data/results cannot be reproduced, stored and/or transmitted in whole or in part by any manner of electronic, mechanical, photocopying, recording, broadcasting or otherwise now known or herein after developed without the previous express consent by the copyright owner, except for reproduction in daily press and regular printed publications on sale to the public within 60 days of the event related to those data/results and always provided that copyright symbol appears together as follows below.

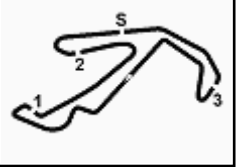
© DORNA WSBK ORGANIZATION Srl 2018

FCR PERUGIA TIMING


Official Tyre Supplier



Official Timekeeper



PIRELLI Riviera di Rimini Round, 6 - 8 July 2018 World Superbike - Best Sectors & Speed Race 1

Misano Circuit Sic 58 4.226 m

RESULTS

1	1 J. REA	Kawasaki ZX-10RR	Laps 21
2	7 C. DAVIES	Ducati Panigale R	2.791
3	50 E. LAVERTY	Aprilia RSV4 RF	3.700
4	60 M. VAN DER MARK	Yamaha YZF R1	4.921
5	66 T. SYKES	Kawasaki ZX-10RR	6.713
6	12 X. FORES	Ducati Panigale R	11.065
7	33 M. MELANDRI	Ducati Panigale R	12.375
8	32 L. SAVADORI	Aprilia RSV4 RF	12.995
9	2 L. CAMIER	Honda CBR1000RR	13.840
10	36 L. MERCADO	Kawasaki ZX-10RR	32.317
11	54 T. RAZGATLIOGLU	Kawasaki ZX-10RR	36.316
12	94 N. CANEPA	Yamaha YZF R1	37.665
13	40 R. RAMOS	Kawasaki ZX-10RR	39.466
14	45 J. GAGNE	Honda CBR1000RR	39.896
15	24 A. ANDREOZZI	Yamaha YZF R1	48.461
16	99 P. JACOBSEN	Honda CBR1000RR	54.364
17	21 M. RINALDI	Ducati Panigale R	3 Laps
18	81 J. TORRES	MV Agusta 1000 F4	4 Laps
RET	22 A. LOWES	Yamaha YZF R1	12 Laps
RET	68 Y. HERNANDEZ	Kawasaki ZX-10RR	18 Laps
RET	76 L. BAZ	BMW S 1000 RR	20 Laps

SPEED

1	60 M. VAN DER MARK	Yamaha YZF R1	271,4
2	33 M. MELANDRI	Ducati Panigale R	270,7
3	21 M. RINALDI	Ducati Panigale R	269,3
4	7 C. DAVIES	Ducati Panigale R	268,0
5	22 A. LOWES	Yamaha YZF R1	267,3
6	99 P. JACOBSEN	Honda CBR1000RR	267,3
7	12 X. FORES	Ducati Panigale R	267,3
8	45 J. GAGNE	Honda CBR1000RR	266,7
9	50 E. LAVERTY	Aprilia RSV4 RF	266,7
10	68 Y. HERNANDEZ	Kawasaki ZX-10RR	266,7
11	32 L. SAVADORI	Aprilia RSV4 RF	266,0
12	2 L. CAMIER	Honda CBR1000RR	264,1
13	66 T. SYKES	Kawasaki ZX-10RR	264,1
14	81 J. TORRES	MV Agusta 1000 F4	263,4
15	1 J. REA	Kawasaki ZX-10RR	263,4
16	94 N. CANEPA	Yamaha YZF R1	262,8
17	36 L. MERCADO	Kawasaki ZX-10RR	262,8
18	54 T. RAZGATLIOGLU	Kawasaki ZX-10RR	261,5
19	40 R. RAMOS	Kawasaki ZX-10RR	260,9
20	24 A. ANDREOZZI	Yamaha YZF R1	259,6
21	76 L. BAZ	BMW S 1000 RR	246,6

SEG. 1

1	1 J. REA	26.246
2	66 T. SYKES	26.323
3	32 L. SAVADORI	26.403
4	7 C. DAVIES	26.456
5	12 X. FORES	26.465
6	50 E. LAVERTY	26.479
7	2 L. CAMIER	26.480
8	60 M. VAN DER MARK	26.516
9	22 A. LOWES	26.557
10	36 L. MERCADO	26.573
11	33 M. MELANDRI	26.609
12	81 J. TORRES	26.610
13	40 R. RAMOS	26.689
14	68 Y. HERNANDEZ	26.721
15	21 M. RINALDI	26.758
16	54 T. RAZGATLIOGLU	26.759
17	94 N. CANEPA	26.831
18	24 A. ANDREOZZI	26.869
19	45 J. GAGNE	26.927
20	99 P. JACOBSEN	27.058
21	76 L. BAZ	59.882

SEG. 2

1	7 C. DAVIES	21.342
2	50 E. LAVERTY	21.422
3	1 J. REA	21.482
4	60 M. VAN DER MARK	21.486
5	12 X. FORES	21.493
6	32 L. SAVADORI	21.499
7	66 T. SYKES	21.505
8	33 M. MELANDRI	21.523
9	21 M. RINALDI	21.550
10	22 A. LOWES	21.647
11	81 J. TORRES	21.658
12	2 L. CAMIER	21.664
13	36 L. MERCADO	21.759
14	54 T. RAZGATLIOGLU	21.847
15	45 J. GAGNE	21.864
16	40 R. RAMOS	21.916
17	94 N. CANEPA	21.917
18	24 A. ANDREOZZI	21.926
19	99 P. JACOBSEN	21.934
20	68 Y. HERNANDEZ	22.023
21	76 L. BAZ	29.124

SEG. 3

1	1 J. REA	25.853
2	66 T. SYKES	25.912
3	60 M. VAN DER MARK	25.927
4	50 E. LAVERTY	25.966
5	22 A. LOWES	25.997
6	2 L. CAMIER	26.025
7	7 C. DAVIES	26.043
8	33 M. MELANDRI	26.069
9	81 J. TORRES	26.076
10	32 L. SAVADORI	26.122
11	36 L. MERCADO	26.156
12	12 X. FORES	26.176
13	45 J. GAGNE	26.248
14	54 T. RAZGATLIOGLU	26.291
15	94 N. CANEPA	26.335
16	40 R. RAMOS	26.392
17	99 P. JACOBSEN	26.475
18	21 M. RINALDI	26.517
19	68 Y. HERNANDEZ	26.562
20	24 A. ANDREOZZI	26.562
21	76 L. BAZ	28.573

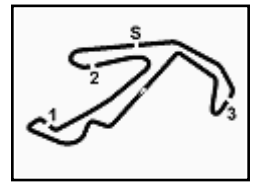
SEG. 4

1	50 E. LAVERTY	21.186
2	7 C. DAVIES	21.243
3	66 T. SYKES	21.274
4	12 X. FORES	21.298
5	1 J. REA	21.305
6	33 M. MELANDRI	21.329
7	22 A. LOWES	21.337
8	32 L. SAVADORI	21.362
9	60 M. VAN DER MARK	21.396
10	81 J. TORRES	21.410
11	2 L. CAMIER	21.453
12	21 M. RINALDI	21.489
13	36 L. MERCADO	21.519
14	68 Y. HERNANDEZ	21.582
15	54 T. RAZGATLIOGLU	21.616
16	45 J. GAGNE	21.620
17	94 N. CANEPA	21.658
18	99 P. JACOBSEN	21.723
19	24 A. ANDREOZZI	21.737
20	40 R. RAMOS	21.748

07/07/2018

These data/results cannot be reproduced, stored and/or transmitted in whole or in part by any manner of electronic, mechanical, photocopying, recording, broadcasting or otherwise now known or herein after developed without the previous express consent by the copyright owner, except for reproduction in daily press and regular printed publications on sale to the public within 60 days of the event related to those data/results and always provided that copyright symbol appears together as follows below.

© DORNA WSBK ORGANIZATION Srl 2018



PIRELLI Riviera di Rimini Round, 6 - 8 July 2018 World Superbike - Chronological Analysis Race 1

Misano Circuit Sic 58 4.226 m

Start at 13:00'35.084

1 / 4

1° 1 J. REA (1'34.948)							
Lap	Seg.1	Seg.2	Seg.3	Seg.4	Lap Time	km/h	Local Time
1		21.601	25.894	21.305	1'39.445	262,8	13:02'14.529
2	26.246	21.491	25.860	21.351	1'34.948	260,9	13:03'49.477
3	26.321	21.513	25.949	21.420	1'35.203	261,5	13:05'24.680
4	26.454	21.789	25.953	21.415	1'35.611	261,5	13:07'00.291
5	26.374	21.487	25.853	21.439	1'35.153	262,1	13:08'35.444
6	26.383	21.536	25.965	21.406	1'35.290	260,9	13:10'10.734
7	26.354	21.642	25.951	21.463	1'35.410	260,9	13:11'46.144
8	26.417	21.534	25.896	21.437	1'35.284	262,1	13:13'21.428
9	26.409	21.542	25.854	21.527	1'35.332	260,9	13:14'56.760
10	26.492	21.555	26.032	21.511	1'35.590	260,2	13:16'32.350
11	26.427	21.527	26.046	21.501	1'35.501	260,9	13:18'07.851
12	26.536	21.576	25.897	21.459	1'35.468	260,9	13:19'43.319
13	26.558	21.567	26.110	21.451	1'35.686	260,9	13:21'19.005
14	26.520	21.548	26.064	21.485	1'35.617	261,5	13:22'54.622
15	26.607	21.594	26.055	21.611	1'35.867	261,5	13:24'30.489
16	26.556	21.626	26.094	21.477	1'35.753	262,1	13:26'06.242
17	26.448	21.482	25.915	21.519	1'35.364	262,8	13:27'41.606
18	26.664	21.545	26.024	21.526	1'35.759	262,1	13:29'17.365
19	26.692	21.538	26.045	21.566	1'35.841	262,8	13:30'53.206
20	26.691	21.591	25.928	21.583	1'35.793	262,8	13:32'28.999
21	26.785	21.675	26.336	23.135	1'37.931	263,4	13:34'06.930

15	26.599	21.547	26.044	21.463	1'35.653	264,7	13:24'32.801
16	26.733	21.422	26.201	22.612	1'36.968	261,5	13:26'09.769
17	27.159	21.591	26.158	21.509	1'36.417	265,4	13:27'46.186
18	26.774	21.482	26.128	21.544	1'35.928	266,0	13:29'22.114
19	26.835	21.579	26.353	21.518	1'36.285	264,7	13:30'58.399
20	26.679	21.496	26.253	21.498	1'35.926	265,4	13:32'34.325
21	26.847	21.625	26.285	21.548	1'36.305	266,0	13:34'10.630

2° 7 C. DAVIES (1'35.252)							
Lap	Seg.1	Seg.2	Seg.3	Seg.4	Lap Time	km/h	Local Time
1		21.605	26.110	21.330	1'40.603	266,7	13:02'15.687
2	26.472	21.494	26.043	21.243	1'35.252	266,7	13:03'50.939
3	26.477	21.464	26.178	21.256	1'35.375	266,0	13:05'26.314
4	26.540	21.406	26.150	21.280	1'35.376	266,0	13:07'01.690
5	26.507	21.488	26.238	21.315	1'35.548	268,0	13:08'37.238
6	26.702	21.444	26.096	21.582	1'35.824	265,4	13:10'13.062
7	26.456	21.519	26.269	21.415	1'35.659	264,7	13:11'48.721
8	26.746	21.529	26.241	21.291	1'35.807	264,7	13:13'24.528
9	26.616	21.427	26.273	21.319	1'35.635	262,1	13:15'00.163
10	26.474	21.477	26.381	21.419	1'35.751	264,7	13:16'35.914
11	26.621	21.467	26.349	21.288	1'35.725	264,7	13:18'11.639
12	26.632	21.432	26.376	21.407	1'35.847	264,1	13:19'47.486
13	26.519	21.387	26.399	21.318	1'35.623	263,4	13:21'23.109
14	26.542	21.437	26.225	21.408	1'35.612	264,1	13:22'58.721
15	26.477	21.388	26.233	21.256	1'35.354	264,7	13:24'34.075
16	26.554	21.342	26.217	21.333	1'35.446	266,0	13:26'09.521
17	26.660	21.484	26.313	21.312	1'35.769	264,1	13:27'45.290
18	26.590	21.450	26.361	21.474	1'35.875	262,8	13:29'21.165
19	26.606	21.373	26.317	21.676	1'35.972	263,4	13:30'57.137
20	26.760	21.481	26.471	21.510	1'36.222	264,1	13:32'33.359
21	26.808	21.477	26.491	21.586	1'36.362	265,4	13:34'09.721

4° 60 M. VAN DER MARK (1'35.511)							
Lap	Seg.1	Seg.2	Seg.3	Seg.4	Lap Time	km/h	Local Time
1		21.724	26.049	21.431	1'41.500	271,4	13:02'16.584
2	26.548	21.712	26.053	21.554	1'35.867	266,7	13:03'52.451
3	26.594	21.740	26.044	21.445	1'35.823	263,4	13:05'28.274
4	26.583	21.587	25.973	21.396	1'35.539	264,7	13:07'03.813
5	26.546	21.566	26.073	21.521	1'35.706	265,4	13:08'39.519
6	26.516	21.733	26.058	21.475	1'35.782	265,4	13:10'15.301
7	26.602	21.637	26.176	21.434	1'35.849	263,4	13:11'51.150
8	26.609	21.611	25.927	21.552	1'35.699	265,4	13:13'26.849
9	26.527	21.588	25.958	21.460	1'35.533	262,8	13:15'02.382
10	26.553	21.575	25.961	21.488	1'35.577	262,8	13:16'37.959
11	26.538	21.522	25.957	21.494	1'35.511	262,1	13:18'13.470
12	26.577	21.587	25.957	21.405	1'35.526	264,7	13:19'48.996
13	26.754	21.586	25.997	21.583	1'35.920	264,7	13:21'24.916
14	26.528	21.664	26.112	21.546	1'35.850	261,5	13:23'00.766
15	26.556	21.486	26.107	21.530	1'35.679	262,1	13:24'36.445
16	26.693	21.573	26.074	21.506	1'35.846	264,1	13:26'12.291
17	26.644	21.496	26.060	21.625	1'35.825	263,4	13:27'48.116
18	26.614	21.565	26.173	21.580	1'35.932	262,1	13:29'24.048
19	26.660	21.507	26.133	21.470	1'35.770	262,1	13:30'59.818
20	26.630	21.555	26.107	21.598	1'35.890	262,1	13:32'35.708
21	26.691	21.644	26.296	21.512	1'36.143	264,1	13:34'11.851

3° 50 E. LAVERTY (1'35.166)							
Lap	Seg.1	Seg.2	Seg.3	Seg.4	Lap Time	km/h	Local Time
1		21.498	26.006	21.277	1'40.140	266,7	13:02'15.224
2	26.479	21.451	26.050	21.186	1'35.166	264,7	13:03'50.390
3	26.499	21.512	26.042	21.192	1'35.245	266,7	13:05'25.635
4	26.624	21.521	25.966	21.310	1'35.421	264,1	13:07'01.056
5	26.506	21.518	26.113	21.294	1'35.431	266,0	13:08'36.487
6	26.707	21.467	26.097	21.354	1'35.625	264,1	13:10'12.112
7	26.536	21.486	26.088	21.407	1'35.517	264,7	13:11'47.629
8	26.557	21.446	26.054	21.308	1'35.365	265,4	13:13'22.994
9	26.581	21.457	26.089	21.432	1'35.559	265,4	13:14'58.553
10	26.602	21.466	26.043	21.452	1'35.563	264,1	13:16'34.116
11	26.599	21.435	26.114	21.396	1'35.544	265,4	13:18'09.660
12	26.626	21.612	26.215	21.450	1'35.903	264,1	13:19'45.563
13	26.675	21.488	26.234	21.418	1'35.815	261,5	13:21'21.378
14	26.514	21.583	26.226	21.447	1'35.770	263,4	13:22'57.148

5° 66 T. SYKES (1'35.032)							
Lap	Seg.1	Seg.2	Seg.3	Seg.4	Lap Time	km/h	Local Time
1		21.633	25.976	21.274	1'39.793	264,1	13:02'14.877
2	26.323	21.505	25.912	21.292	1'35.032	263,4	13:03'49.909
3	26.545	21.546	26.016	21.325	1'35.432	262,1	13:05'25.341
4	26.671	21.619	25.988	21.414	1'35.692	262,1	13:07'01.033
5	26.806	21.643	26.066	21.382	1'35.897	262,8	13:08'36.930
6	26.825	21.744	26.316	21.537	1'36.422	264,1	13:10'13.352
7	26.712	21.542	26.122	21.402	1'35.778	262,8	13:11'49.130
8	26.803	21.722	26.063	21.336	1'35.924	262,8	13:13'25.054
9	26.845	21.536	26.077	21.335	1'35.793	262,8	13:15'00.847
10	26.707	21.620	26.261	21.460	1'36.048	260,9	13:16'36.895
11	26.835	21.594	26.190	21.331	1'35.950	260,2	13:18'12.845
12	26.732	21.642	26.066	21.359	1'35.799	260,2	13:19'48.644
13	26.851	21.584	26.190	21.844	1'36.469	260,9	13:21'25.113
14	26.882	21.627	26.221	21.369	1'36.099	263,4	13:23'01.212
15	26.848	21.600	26.010	21.466	1'35.924	263,4	13:24'37.136
16	26.871	21.599	25.963	21.476	1'35.909	262,1	13:26'13.045
17	26.765	21.564	26.050	21.476	1'35.855	263,4	13:27'48.900
18	26.852	21.578	26.148	21.428	1'36.006	262,8	13:29'24.906
19	26.936	21.555	26.187	21.410	1'36.088	261,5	13:31'00.994
20	26.821	21.632	26.217	21.585	1'36.255	262,8	13:32'37.249
21	26.844	21.676	26.250	21.624	1'36.394	262,1	13:34'13.643

07/07/2018 P = Pits In/Out - C = Lap Time Cancelled

These data/results cannot be reproduced, stored and/or transmitted in whole or in part by any manner of electronic, mechanical, photocopying, recording, broadcasting or otherwise now known or herein after developed without the previous express consent by the copyright owner, except for reproduction in daily press and regular printed publications on sale to the public within 60 days of the event related to those data/results and always provided that copyright symbol appears together as follows below.

© DORNA WSBK ORGANIZATION Srl 2018

PIRELLI Riviera di Rimini Round, 6 - 8 July 2018

World Superbike - Chronological Analysis Race 1

Misano Circuit Sic 58 4.226 m

Start at 13:00'35.084

2 / 4

7°								9°													
33 M. MELANDRI (1'35.722)								2 L. CAMIER (1'35.848)													
Lap	Seg.1	Seg.2	Seg.3	Seg.4	Lap Time	km/h	Local Time	Lap	Seg.1	Seg.2	Seg.3	Seg.4	Lap Time	km/h	Local Time						
1		21.687	26.166	21.374	1'41.756	269,3	13:02'16.840	1		21.875	26.111	21.697	1'42.394	261,5	13:02'17.478						
2	26.901	21.611	26.210	21.361	1'36.083	270,7	13:03'52.923	2	26.480	21.802	26.073	21.630	1'35.985	261,5	13:03'53.463						
3	26.756	21.568	26.144	21.564	1'36.032	266,0	13:05'28.955	3	26.648	21.822	26.217	21.556	1'36.243	262,8	13:05'29.706						
4	27.199	21.747	26.147	21.353	1'36.446	266,0	13:07'05.401	4	26.742	21.899	26.067	21.627	1'36.335	263,4	13:07'06.041						
5	26.684	21.666	26.244	21.333	1'35.927	266,0	13:08'41.328	5	26.574	21.692	26.647	21.495	1'36.408	263,4	13:08'42.449						
6	26.665	21.682	26.180	21.442	1'35.969	263,4	13:10'17.297	6	26.673	21.847	26.037	21.535	1'36.092	262,1	13:10'18.541						
7	26.637	21.631	26.175	21.561	1'36.004	265,4	13:11'53.301	7	26.786	22.058	26.383	21.540	1'36.767	259,6	13:11'55.308						
8	26.664	21.535	26.175	21.414	1'35.788	265,4	13:13'29.089	8	26.527	21.755	26.182	21.563	1'36.027	261,5	13:13'31.335						
9	26.719	21.523	26.069	21.411	1'35.722	266,0	13:15'04.811	9	26.500	21.811	26.134	21.484	1'35.929	260,9	13:15'07.264						
10	26.650	21.561	26.090	21.434	1'35.735	266,0	13:16'40.546	10	26.584	21.757	26.077	21.453	1'35.871	258,4	13:16'43.135						
11	26.677	21.629	26.134	21.329	1'35.769	267,3	13:18'16.315	11	26.544	21.799	26.109	21.493	1'35.945	260,9	13:18'19.080						
12	26.737	21.595	26.197	21.404	1'35.933	266,7	13:19'52.248	12	26.665	21.751	26.105	21.499	1'36.020	259,6	13:19'55.100						
13	26.826	21.689	26.097	21.510	1'36.122	267,3	13:21'28.370	13	26.513	21.751	26.050	21.534	1'35.848	259,0	13:21'30.948						
14	26.609	21.717	26.379	21.491	1'36.196	262,8	13:23'04.568	14	26.609	21.995	26.106	21.542	1'36.252	261,5	13:23'07.200						
15	26.720	21.598	26.149	21.405	1'35.872	266,7	13:24'40.436	15	26.508	21.735	26.141	21.563	1'35.947	260,9	13:24'43.147						
16	26.858	21.762	26.244	21.432	1'36.296	266,7	13:26'16.734	16	26.550	21.744	26.148	21.575	1'36.017	260,9	13:26'19.164						
17	26.899	21.751	26.663	21.672	1'36.985	266,7	13:27'53.719	17	26.667	21.817	26.025	21.555	1'36.064	260,2	13:27'55.228						
18	26.763	21.643	26.335	21.505	1'36.246	268,0	13:29'29.965	18	26.718	21.688	26.363	21.481	1'36.250	260,2	13:29'31.478						
19	26.859	21.725	26.556	21.426	1'36.566	267,3	13:31'06.531	19	26.720	21.722	26.300	21.505	1'36.247	262,1	13:31'07.725						
20	26.806	21.628	26.395	21.336	1'36.165	266,0	13:32'42.696	20	26.915	21.785	26.566	21.517	1'36.783	262,8	13:32'44.508						
21	26.867	21.733	26.578	21.431	1'36.609	266,0	13:34'19.305	21	26.730	21.664	26.085	21.783	1'36.262	264,1	13:34'20.770						
8°								10°													
32 L. SAVADORI (1'35.549)								36 L. MERCADO (1'36.218)													
Lap	Seg.1	Seg.2	Seg.3	Seg.4	Lap Time	km/h	Local Time	Lap	Seg.1	Seg.2	Seg.3	Seg.4	Lap Time	km/h	Local Time						
1		21.800	26.243	21.437	1'41.307	264,1	13:02'16.391	1		22.048	26.504	21.695	1'43.430	262,1	13:02'18.514						
2	26.502	21.706	26.207	21.854	1'36.269	265,4	13:03'52.660	2	26.909	21.905	26.156	21.621	1'36.591	260,9	13:03'55.105						
3	26.660	21.710	26.156	21.400	1'35.926	262,8	13:05'28.586	3	26.573	21.876	26.250	21.519	1'36.218	262,8	13:05'31.323						
4	26.536	21.653	26.153	21.557	1'35.899	262,8	13:07'04.485	4	26.754	21.808	26.403	21.626	1'36.591	260,9	13:07'07.914						
5	26.496	21.712	26.164	21.362	1'35.734	262,1	13:08'40.219	5	26.958	21.759	26.457	21.651	1'36.825	260,2	13:08'44.739						
6	26.497	21.613	26.347	21.406	1'35.863	262,1	13:10'16.082	6	26.923	21.793	26.337	21.583	1'36.636	260,2	13:10'21.375						
7	26.495	21.659	26.126	21.422	1'35.702	264,7	13:11'51.784	7	26.859	21.912	26.604	21.680	1'37.055	260,2	13:11'58.430						
8	26.421	21.535	26.122	21.471	1'35.549	266,0	13:13'27.333	8	26.889	21.886	26.643	21.638	1'37.056	259,6	13:13'35.486						
9	26.842	21.572	26.398	21.406	1'36.218	262,8	13:15'03.551	9	26.918	22.018	26.580	21.722	1'37.238	260,2	13:15'12.724						
10	26.477	21.499	26.261	21.433	1'35.670	262,1	13:16'39.221	10	26.968	21.851	26.443	21.731	1'36.993	257,8	13:16'49.717						
11	26.403	21.565	26.338	21.439	1'35.745	262,1	13:18'14.966	11	26.799	21.790	26.466	21.701	1'36.756	260,9	13:18'26.473						
12	26.406	21.664	26.229	21.453	1'35.752	262,8	13:19'50.718	12	26.886	21.887	26.452	21.658	1'36.883	259,0	13:20'03.356						
13	26.429	21.645	26.219	21.519	1'35.812	263,4	13:21'26.530	13	26.848	21.905	26.667	21.684	1'37.104	259,0	13:21'40.460						
14	26.489	21.631	26.283	21.472	1'35.875	262,1	13:23'02.405	14	26.873	22.007	26.449	21.639	1'36.968	258,4	13:23'17.428						
15	26.737	21.777	26.307	21.611	1'36.432	262,1	13:24'38.837	15	26.882	21.874	26.430	21.707	1'36.893	260,9	13:24'54.321						
16	26.694	21.620	26.827	21.646	1'36.787	260,9	13:26'15.624	16	27.117	21.840	26.613	21.795	1'37.365	260,2	13:26'31.686						
17	26.624	21.729	26.494	21.720	1'36.567	262,1	13:27'52.191	17	27.005	22.031	26.501	21.750	1'37.287	261,5	13:28'08.973						
18	27.248	21.906	26.536	21.732	1'37.422	262,8	13:29'29.613	18	26.961	21.917	26.608	21.800	1'37.286	260,9	13:29'46.259						
19	26.961	21.736	26.912	21.777	1'37.386	261,5	13:31'06.999	19	27.052	21.858	26.575	21.792	1'37.277	260,2	13:31'23.536						
20	26.850	21.620	26.400	21.586	1'36.456	266,0	13:32'43.455	20	27.101	22.052	26.673	21.795	1'37.621	260,2	13:33'01.157						
21	26.724	21.715	26.273	21.758	1'36.470	264,7	13:34'19.925	21	27.236	22.243	26.788	21.823	1'38.090	261,5	13:34'39.247						
11°								54 T. RAZGATLIOGLU (1'36.808)													
Lap	Seg.1	Seg.2	Seg.3	Seg.4	Lap Time	km/h	Local Time	Lap	Seg.1	Seg.2	Seg.3	Seg.4	Lap Time	km/h	Local Time						
1					22.234	26.509	22.039	1'43.715	257,8	13:02'18.799	1					22.234	26.509	22.039	1'43.715	257,8	13:02'18.799
2	26.952	21.957			26.291	21.752	1'36.952	261,5	13:03'55.751	2	26.952	21.957			26.291	21.752	1'36.952	261,5	13:03'55.751		
3	26.889	21.939			26.396	21.708	1'36.932	260,2	13:05'32.683	3	26.889	21.939			26.396	21.708	1'36.932	260,2	13:05'32.683		
4	26.854	22.426			26.458	21.747	1'37.485	257,1	13:07'10.168	4	26.854	22.426			26.458	21.747	1'37.485	257,1	13:07'10.168		
5	26.759	21.895			26.463	21.691	1'36.808	255,9	13:08'46.976	5	26.759	21.895			26.463	21.691	1'36.808	255,9	13:08'46.976		
6	26.908	21.847			26.458	21.804	1'37.017	257,8	13:10'23.993	6	26.908	21.847			26.458	21.804	1'37.017	257,8	13:10'23.993		
7	26.901	21.954			26.582	21.616	1'37.053	258,4	13:12'01.046	7	26.901	21.954			26.582	21.616	1'37.053	258,4	13:12'01.046		
8	26.850	21.939			26.420	21.699	1'36.908	258,4	13:13'37.954	8	26.850	21.939			26.420	21.699	1'36.908	258,4	13:13'37.954		
9	26.881	21.933			26.511	21.703	1'37.028	257,8	13:15'14.982	9	26.881	21.933			26.511	21.703	1'37.028	257,8	13:15'14.982		
10	26.871	21.904			26.447	21.707	1'36.929	258,4	13:16'51.911	10	26.871	21.904			26.447	21.707	1'36.929	258,4	13:16'51.911		
11	26.788	21.893			26.454	21.777	1'36.912	255,3	13:18'28.823	11	26.788	21.893			26.454	21.777	1'36.912	255,3	13:18'28.823		
12	26.931	21.948			26.639	21.834	1'37.352	257,8	13:20'06.175	12	26.931	21.948			26.639	21.834	1'37.352	257,8	13:20'06.175		
13	26.894	22.008			26.638	21.922	1'37.462	254,7	13:21'43.637	13	26.894	22.008			26.638	21.922	1'37.462	254,7	13:21'43.637		
14	27.045	22.143			26.637	21.848	1'37.673	254,1	13:23'21.310	14	27.045	22.143			26.637	21.848	1'37.673	254,1	13:23'21.310		

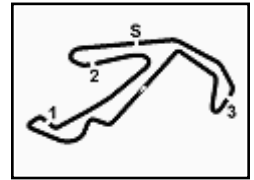
07/07/2018 P = Pits In/Out - C = Lap Time Cancelled

These data/results cannot be reproduced, stored and/or transmitted in whole or in part by any manner of electronic, mechanical, photocopying, recording, broadcasting or otherwise now known or herein after developed without the previous express consent by the copyright owner, except for reproduction in daily press and regular printed publications on sale to the public within 60 days of the event related to those data/results and always provided that copyright symbol appears together as follows below.

© DORNA WSBK ORGANIZATION Srl 2018

PIRELLI PERUGIA TIMING





PIRELLI Riviera di Rimini Round, 6 - 8 July 2018 World Superbike - Chronological Analysis Race 1

Start at 13:00'35.084

17° 21 M. RINALDI (1'36.611)							
Lap	Seg.1	Seg.2	Seg.3	Seg.4	Lap Time	km/h	Local Time
1		22.028	26.960	21.988	1'44.522	269,3	13:02'19.606
2	27.071	21.986	26.735	21.614	1'37.406	266,0	13:03'57.012
3	27.003	21.890	26.651	21.623	1'37.167	265,4	13:05'34.179
4	26.977	21.769	26.645	21.593	1'36.984	264,1	13:07'11.163
5	26.885	21.628	26.733	21.531	1'36.777	265,4	13:08'47.940
6	26.948	21.739	26.696	21.596	1'36.979	262,8	13:10'24.919
7	26.991	21.874	26.728	23.444	1'39.037	264,1	13:12'03.956
8	27.237	22.051	27.049	21.678	1'38.015	265,4	13:13'41.971
9	27.322	21.892	26.973	4'35.934	5'52.121P	262,8	13:19'34.092
10	46.039	22.420	28.045	21.792	1'58.296P	206,1	13:21'32.388
11	26.995	21.817	26.769	21.623	1'37.204	263,4	13:23'09.592
12	26.852	21.757	26.517	21.489	1'36.615	263,4	13:24'46.207
13	26.758	21.639	26.684	21.591	1'36.672	262,1	13:26'22.879
14	26.861	21.550	26.680	21.520	1'36.611	262,1	13:27'59.490
15	26.860	21.783	26.806	21.585	1'37.034	264,1	13:29'36.524
16	26.857	21.737	26.762	21.698	1'37.054	262,1	13:31'13.578
17	26.853	21.699	26.730	21.575	1'36.857	261,5	13:32'50.435
18	26.905	21.728	26.643	21.542	1'36.818	262,1	13:34'27.253

18° 81 J. TORRES (1'36.118)							
Lap	Seg.1	Seg.2	Seg.3	Seg.4	Lap Time	km/h	Local Time
1		21.844	26.412	21.410	1'41.673	263,4	13:02'16.757
2	26.622	21.755	26.256	21.485	1'36.118	261,5	13:03'52.875
3	27.039	21.687	26.076	21.494	1'36.296	263,4	13:05'29.171
4	26.866	21.920	26.302	21.412	1'36.500	262,1	13:07'05.671
5	26.658	21.689	26.182	21.642	1'36.171	263,4	13:08'41.842
6	26.610	21.848	26.226	21.642	1'36.326	260,9	13:10'18.168
7	44.117	24.840	27.204	21.846	1'58.007	254,1	13:12'16.175
8	27.207	21.980	27.055	3'33.088	4'49.330P	249,4	13:17'05.505
9	46.091	22.388	27.103	21.740	1'57.322P	258,4	13:19'02.827
10	26.806	21.868	26.359	21.596	1'36.629	257,1	13:20'39.456
11	26.658	21.920	26.471	21.620	1'36.669	258,4	13:22'16.125
12	26.772	21.943	26.513	21.562	1'36.790	258,4	13:23'52.915
13	26.851	21.688	26.440	21.626	1'36.605	257,8	13:25'29.520
14	27.229	21.913	26.832	3'05.031	4'21.005P	255,3	13:29'50.525
15	42.460	21.920	26.843	21.831	1'53.054P	257,8	13:31'43.579
16	26.805	21.658	26.516	21.563	1'36.542	259,6	13:33'20.121
17	26.804	21.678	26.397	21.588	1'36.467	260,9	13:34'56.588

RET 22 A. LOWES (1'35.689)							
Lap	Seg.1	Seg.2	Seg.3	Seg.4	Lap Time	km/h	Local Time
1		22.023	26.545	21.595	1'43.506	267,3	13:02'18.590
2	26.698	21.647	26.036	21.337	1'35.718	262,8	13:03'54.308
3	26.557	21.650	25.997	21.485	1'35.689	264,7	13:05'29.997
4	26.644	21.911	26.120	21.446	1'36.121	267,3	13:07'06.118
5	26.701	21.673	26.133	21.472	1'35.979	267,3	13:08'42.097
6	26.563	36.786	26.638	21.776	1'51.763	260,9	13:10'33.860
7	26.811	21.723	26.354	21.541	1'36.429	262,8	13:12'10.289
8	26.561	21.708	26.525	21.698	1'36.492	264,7	13:13'46.781
9	26.725	21.687	26.244	21.490	1'36.146	263,4	13:15'22.927

RET 68 Y. HERNANDEZ (1'36.942)							
Lap	Seg.1	Seg.2	Seg.3	Seg.4	Lap Time	km/h	Local Time
1		22.172	26.693	21.691	1'44.241	266,7	13:02'19.325
2	26.876	22.023	26.591	21.582	1'37.072	261,5	13:03'56.397
3	26.721	22.035	26.562	21.624	1'36.942	260,9	13:05'33.339

RET 76 L. BAZ							
Lap	Seg.1	Seg.2	Seg.3	Seg.4	Lap Time	km/h	Local Time
1		29.124	28.573	32.325	2'29.904P	246,6	13:03'04.988

07/07/2018 P = Pits In/Out - C = Lap Time Cancelled

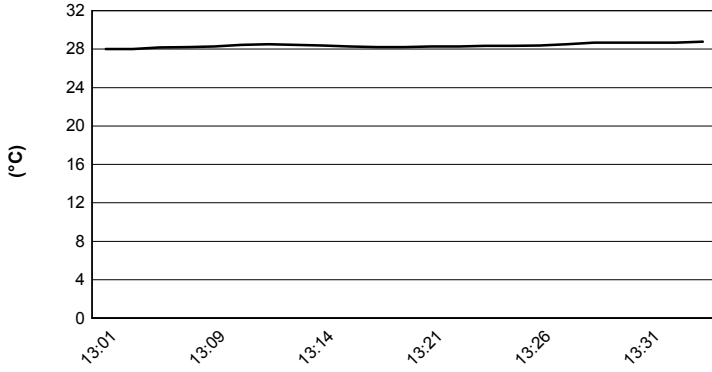
These data/results cannot be reproduced, stored and/or transmitted in whole or in part by any manner of electronic, mechanical, photocopying, recording, broadcasting or otherwise now known or herein after developed without the previous express consent by the copyright owner, except for reproduction in daily press and regular printed publications on sale to the public within 60 days of the event related to those data/results and always provided that copyright symbol appears together as follows below.

© DORNA WSBK ORGANIZATION Srl 2018

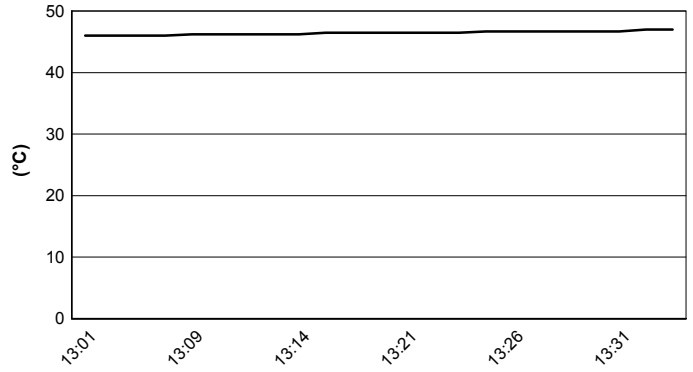
PIRELLI Riviera di Rimini Round, 6 - 8 July 2018
World Superbike - Weather Report Race 1
 Session started 13:01 - Session ended 13:35

Misano Circuit Sic 58 4.226 m

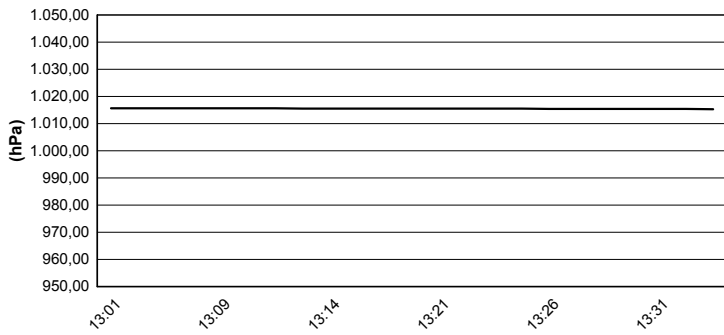
Air Temperature



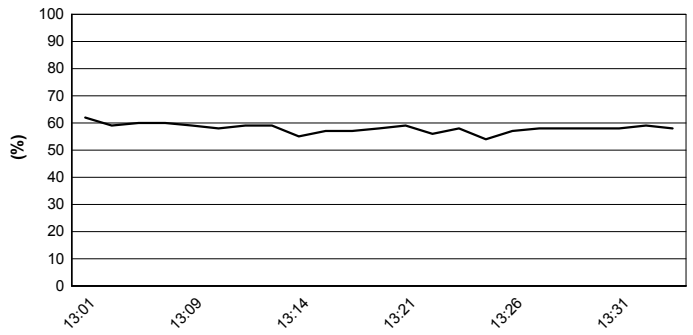
Track Temperature



Air Pressure



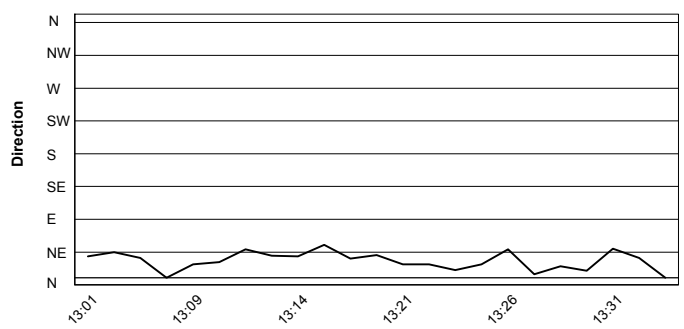
Humidity



Wind Speed



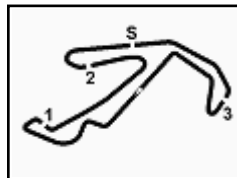
Wind Direction



07/07/2018

These data/results cannot be reproduced, stored and/or transmitted in whole or in part by any manner of electronic, mechanical, photocopying, recording, broadcasting or otherwise now known or herein after developed without the previous express consent by the copyright owner, except for reproduction in daily press and regular printed publications on sale to the public within 60 days of the event related to those data/results and always provided that copyright symbol appears together as follows below.

© DORNA WSBK ORGANIZATION Srl 2018


PIRELLI Riviera di Rimini Round, 6 - 8 July 2018
World Superbike - Championship Standings

Misano Circuit Sic 58 4.226 m

1 / 3

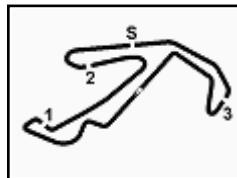
Points	Points From First	Points From Previous	February 25 PHILLIP ISLAND		March 25 BURIRAM		April 15 ARAGÓN		April 22 ASSEN		May 13 IMOLA		May 27 DONINGTON PARK		June 10 BRNO		June 24 LAGUNA SECA		July 8 MISANO		September 16 PORTIMÃO		September 30 MAGNY COURS		October 14 VILLICUM		October 27 LOSAIL			
			1	2	1	2	1	2	1	2	1	2	1	2	1	2	1	2	1	2	1	2	1	2	1	2	1	2	1	2
1 REA Jonathan (GBR)	345		11	20	25	13	25	20	25	20	25	25	20	16	25		25	25	25											
2 DAVIES Chaz (GBR)	265	80	16	80	16	25	20	25	16	11	13	20	8	11	8	16	20	20	20											
3 VAN DER MARK Michael (NED)	228	117	37		7	9	9	20	11	11	20	16	10		25	25	13	20	8	11	13									
4 SYKES Tom (GBR)	207	138	21		20	13	10	10	10	10	13	25	20	16	16	10	16		9	8	11									
5 LOWES Alex (GBR)	183	162	24		2	2	4	7	7	7	6	5	4	3	3	3	3	4	4	4	4									
6 MELANDRI Marco (ITA)	177	168	6		10	11	11	16	9	13	4	2	6	10	13	13	11	25	16	13										
7 FORES Xavi (ESP)	164	181	13		25	25	8	9	13	16	10	9	16		5	20	1	11	9											
8 LAVERTY Eugene (IRL)	105	240	59		13	16	20	11	16		11	13	11	13			2	8	10	10	10									
9 RAZGATLIOGLU Toprak (TUR)	96	249	9		8	1	7		7	7	6	7	5	8	20	6	7		5											
10 SAVADORI Lorenzo (ITA)	83	262	13		3	6	1	8	7	7	6	7	5	8		6	7		5											
11 CAMIER Leon (GBR)	82	263	1		4	7	1	6	1	6	8		8		11	9	9	11	2	8										
12 TORRES Jordi (ESP)	80	265	2		16	15	16	13	14	13	12	13	12	12	12	12	12	9	9	12	10									
13 BAZ Loris (FRA)	79	266	1		9	10	13	10	8	8	8	10	10	11	6	8	7	9	3	7										
14 RINALDI Michael Ruben (ITA)	54	291	25		8	6			8	7	10		2	11	5	7			7	9										
15 MERCADO Leandro (ARG)	53	292	1		5	7	5	4	5	1	9	8	3	5	9	6			5	1	6									
16 RAMOS Román (ESP)	52	293	1		8	9	4	9	4	9	9	4	4	9	1	10			14	14	14									
17 GAGNE Jake (USA)	39	306	13		6	4	3		3	8	1	6	3	4	4		4		5	6										
18 HERNANDEZ Yonny (COL)	24	321	15		10	10	12	13	14	16	13	14	15	15	15	14	15	15	16	16	15									
19 JACOBSEN PJ (USA)	21	324	3		2	5	2	3	6	5	5		4		3	6	4	4	3											
20 HASLAM Leon (GBR)	14	331	7		4	3	2	4	4	4	15	16	17	17	18	17	17	17	6	7	2									
21 GIUGLIANO Davide (ITA)	11	334	3		12	14	15	16	14	14	15	16	17	17	18	17	17	17	4	6	7									
22 HANIKA Karel (CZE)	5	340	6		5	2			1		3		3		5	2	5	1	18	18	18									
23 CANEPA Niccolò (ITA)	4	341	1		18	17	17	18	18	18	18	17	18	17	18	18	18	18	19	19	19									
24 RAY Bradley (GBR)	3	342	1		7				7		21	21	19	19	20	20	20	20	20											
25 MOSSEY Luke (GBR)	2	343	1		3				3	5	20	19	19	19	20	20	21	21	21	21	21									

07/07/2018 First Line: Championship Standings - Second Line: Ranking Progression

These data/results cannot be reproduced, stored and/or transmitted in whole or in part by any manner of electronic, mechanical, photocopying, recording, broadcasting or otherwise now known or herein after developed without the previous express consent by the copyright owner, except for reproduction in daily press and regular printed publications on sale to the public within 60 days of the event related to those data/results and always provided that copyright symbol appears together as follows below.

© DORNA WSBK ORGANIZATION Srl 2018





PIRELLI Riviera di Rimini Round, 6 - 8 July 2018
World Superbike - Championship Standings

Misano Circuit Sic 58 4.226 m

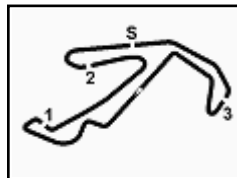
	Points	Points From First	Points From Previous	February 25		March 25		April 15		April 22		May 13		May 27		June 10		June 24		July 8		September 16		September 30		October 14		October 27		
				PHILLIP ISLAND	BURIRAM	ARAGÓN	ASSEN	IMOLA	DONINGTON PARK	BRNO	LAGUNA SECA	MISANO	PORTIMÃO	MAGNY COURS	VILLICUM	LOSAIL														
26 JEZEK Ondrej (CZE)	2	343	0	1	15	17	18	19	21	21	21	21	22	22	22	23	23	24	24	25										
27 ANDREOZZI Alessandro (ITA)	1	344	1																1	27										

07/07/2018 First Line: Championship Standings - Second Line: Ranking Progression

These data/results cannot be reproduced, stored and/or transmitted in whole or in part by any manner of electronic, mechanical, photocopying, recording, broadcasting or otherwise now known or herein after developed without the previous express consent by the copyright owner, except for reproduction in daily press and regular printed publications on sale to the public within 60 days of the event related to those data/results and always provided that copyright symbol appears together as follows below.

© DORNA WSBK ORGANIZATION Srl 2018





Misano Circuit Sic 58 4.226 m

PIRELLI Riviera di Rimini Round, 6 - 8 July 2018 World Superbike - Championship Standings

3 / 3

Points	Points From First	Points From Previous	Independent Riders														
			February 25 PHILLIP ISLAND	March 25 BURIRAM	April 15 ARAGÓN	April 22 ASSEN	May 13 IMOLA	May 27 DONINGTON PARK	June 10 BRNO	June 24 LAGUNA SECA	July 8 MISANO	September 16 PORTIMÃO	September 30 MAGNY COURS	October 14 VILLICUM	October 27 LOSAIL		
1 FORES Xavi (ESP)	164		13 16	20 11	16	11 13	11 13		2 8	10 10	10						
			1 1	1 1	1 1	1 1	1 1	1 1	1 1	1 1	1 1						
2 RAZGATLIOGLU Toprak (TUR)	96 68		3 6	1 8	7 7	6 7	5 8		20 6 7		5						
			3 3	3 2	2 2	2 2	2 2	2 2	2 2	2 2	2 2						
3 RINALDI Michael Ruben (ITA)	54 110 42				8 9	4	9 9	4	1 10								
					5 4	5 5	3 3	3 3	3 3	3 3	3 3						
4 MERCADO Leandro (ARG)	53 111 1		6 4	3	3 8	1 6	3 4	4	5 6		5 6						
			2 2	2 3	4 5	4 4	5 5	4 4	4 4	4 4	5 5						
5 RAMOS Román (ESP)	52 112 1		2 5	2 3	6 5	5	4	4	3 6	4 4	3						
			4 4	4 4	3 3	3 3	4 4	5 5	5 5	4 4	4 5						
6 HERNANDEZ Yonny (COL)	24 140 28			5	2	1	3		5 2	5 1							
				6	7 7	7 7	7 7	8 8	7 7	6 6	6						
7 JACOBSEN PJ (USA)	21 143 3		2	6	2	2 3	2	1	3								
			5	5 5	5 6	6 6	6 6	6 6	6 6	7 7	7						
8 HASLAM Leon (GBR)	14 150 7						7	7									
							8 8	7 7	8 8	8 8	8						
9 HANIKA Karel (CZE)	5 159 9									3 2							
										9 9	9						
10 CANEPA Niccolò (ITA)	4 160 1										4						
											10						
11 RAY Bradley (GBR)	3 161 1							2 1									
								9 9	9 9	9 10	11						
12 MOSSEY Luke (GBR)	2 162 1							2									
								10	10 10	11 11	12						
13 JEZEK Ondrej (CZE)	2 162 0		1				1										
			5 6	6 7	8 8	8 8	9 9	9 10	10 10	11 11	12						
14 ANDREOZZI Alessandro (ITA)	1 163 1										1						
											14						

07/07/2018 First Line: Championship Standings - Second Line: Ranking Progression

These data/results cannot be reproduced, stored and/or transmitted in whole or in part by any manner of electronic, mechanical, photocopying, recording, broadcasting or otherwise now known or herein after developed without the previous express consent by the copyright owner, except for reproduction in daily press and regular printed publications on sale to the public within 60 days of the event related to those data/results and always provided that copyright symbol appears together as follows below.

© DORNA WSBK ORGANIZATION Srl 2018

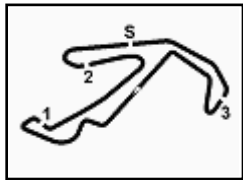
FICR PERUGIA TIMING



Official Tyre Supplier



Official Timekeeper



PIRELLI Riviera di Rimini Round, 6 - 8 July 2018
World Superbike - Manufacturers Standings

Misano Circuit Sic 58 4.226 m

Points	Points From First	Points From Previous	February 25 PHILLIP ISLAND		March 25 BURIRAM		April 15 ARAGÓN		April 22 ASSEN		May 13 IMOLA		May 27 DONINGTON PARK		June 10 BRNO		June 24 LAGUNA SECA		July 8 MISANO		September 16 PORTIMÃO		September 30 MAGNY COURS		October 14 VILLICUM		October 27 LOSAIL		
			1	2	1	2	1	2	1	2	1	2	1	2	1	2	1	2	1	2	1	2	1	2	1	2	1	2	1
1	KAWASAKI	370	20	20	25	13	25	20	25	25	25	25	20	20	25	7	25	25	25										
2	DUCATI	320	50	25	25	20	25	20	25	16	13	16	20	8	11	20	16	20	20	20									
3	YAMAHA	262	108	58	10	11	11	20	11	13	20	16	10	10	25	25	13	25	16	13	13								
4	APRILIA	144	226	118	8	1	7	7	3	6	3	6	8	7	11	9	10	13	13	16	16								
5	HONDA	107	263	37	9	10	13	10	4	4	2	3		2	6	8	7	9	6	7	7								
6	MV AGUSTA	80	290	27	8		6		8		7	10	2	11	5	7		7	9										
7	BMW	79	291	1	5	7	5	4	5	1	9	8	3	5	9	6		5	1	6									
8	SUZUKI	3	367	76											2	1													

07/07/2018

First Line: Championship Standings - Second Line: Ranking Progression

These data/results cannot be reproduced, stored and/or transmitted in whole or in part by any manner of electronic, mechanical, photocopying, recording, broadcasting or otherwise now known or herein after developed without the previous express consent by the copyright owner, except for reproduction in daily press and regular printed publications on sale to the public within 60 days of the event related to those data/results and always provided that copyright symbol appears together as follows below.

© DORNA WSBK ORGANIZATION Srl 2018

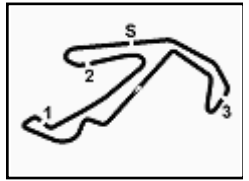
FIAT PERUGIA TIMING



Official Tyre Supplier



Official Timekeeper



PIRELLI Riviera di Rimini Round, 6 - 8 July 2018
World Superbike - Pirelli Best Lap Award

Misano Circuit Sic 58 4.226 m

Points	Points From First	Points From Previous	Fastest Laps															
			February 25 PHILLIP ISLAND	March 25 BURIRAM	April 15 ARAGÓN	April 22 ASSEN	May 13 IMOLA	May 27 DONINGTON PARK	June 10 BRNO	June 24 LAGUNA SECA	July 8 MISANO	September 16 PORTIMÃO	September 30 MAGNY COURS	October 14 VILLICUM	October 27 LOSAIL			
1 REA Jonathan (GBR)	8		1				1	1	1	1	1	1	1					
2 MELANDRI Marco (ITA)	4 4		1		1 1					1								
3 DAVIES Chaz (GBR)	2 6 2			1							1							
4 SYKES Tom (GBR)	2 6 0	1				1												
5 VAN DER MARK Michael (NED)	1 7 1					1												

07/07/2018

These data/results cannot be reproduced, stored and/or transmitted in whole or in part by any manner of electronic, mechanical, photocopying, recording, broadcasting or otherwise now known or herein after developed without the previous express consent by the copyright owner, except for reproduction in daily press and regular printed publications on sale to the public within 60 days of the event related to those data/results and always provided that copyright symbol appears together as follows below.

© DORNA WSBK ORGANIZATION Srl 2018

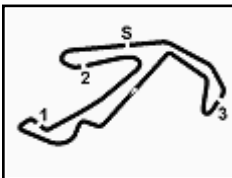
FIKR PERUGIA TIMING



Official Tyre Supplier



Official Timekeeper



PIRELLI Riviera di Rimini Round, 6 - 8 July 2018

World Superbike - Best Laps & Speeds

Misano Circuit Sic 58 4.226 m

No.	Rider Bike	Nat	Best Lap		FP1		FP2		FP3		FP4		SP1		SP2		RC1	
			LL	SPD	LL	SPD	LL	SPD	LL	SPD	LL	SPD	LL	SPD	LL	SPD	LL	SPD
1	66 T. SYKES Kawasaki ZX-10RR	GBR	1'33.640		1'35.577	1'35.385					1'34.897			1'33.640	1'35.032			
			72	266,0	18	266,0	16	262,1			11	265,3		6	262,1	21	264,0	
2	1 J. REA Kawasaki ZX-10RR	GBR	1'33.673		1'35.128	1'35.003					1'34.445			1'33.673	1'34.948			
			73	267,9	16	267,9	16	264,7			13	266,6		7	263,4	21	263,4	
3	50 E. LAVERTY Aprilia RSV4 RF	IRL	1'34.281		1'35.931	1'35.002					1'35.397			1'34.281	1'35.166			
			67	270,6	16	270,6	15	262,1			9	267,3		6	266,6	21	266,6	
4	12 X. FORES Ducati Panigale R	ESP	1'34.363		1'35.865	1'35.364					1'35.263			1'34.363	1'35.698			
			71	269,3	16	269,3	18	267,9			9	268,6		7	264,0	21	267,3	
5	32 L. SAVADORI Aprilia RSV4 RF	ITA	1'34.400		1'36.025	1'34.562					1'34.973			1'34.400	1'35.549			
			68	267,3	15	266,6	16	266,6			10	267,3		6	264,7	21	266,0	
6	76 L. BAZ BMW S 1000 RR	FRA	1'34.527		1'35.781	1'35.025					1'35.217			1'34.527				
			51	266,0	15	266,0	18	263,4			12	266,0		6	264,7			
7	7 C. DAVIES Ducati Panigale R	GBR	1'34.532		1'35.771	1'35.369					1'34.818			1'34.532	1'35.252			
			71	268,6	16	267,3	15	264,0			12	268,6		7	264,0	21	267,9	
8	33 M. MELANDRI Ducati Panigale R	ITA	1'34.533		1'35.326	1'35.294								1'34.533	1'35.722			
			60	270,6	15	270,0	17	267,3						7	270,0	21	270,6	
9	81 J. TORRES MV Agusta 1000 F4	ESP	1'34.569		1'36.507	1'35.807	1'58.955		1'58.955	1'35.978	1'34.894			1'34.569	1'36.118			
			65	263,4	15	262,1	13	261,5	3	250,0	4	261,5	6	260,2	7	261,5	17	263,4
10	2 L. CAMIER Honda CBR1000RR	GBR	1'34.597		1'35.484	1'35.211					1'35.463			1'34.597	1'35.848			
			68	265,3	15	264,7	16	265,3			9	262,7		7	264,0	21	264,0	
11	60 M. VAN DER MARK Yamaha YZF R1	NED	1'34.605		1'35.967	1'35.663					1'35.344	1'34.762		1'34.605	1'35.511			
			73	271,3	16	266,6	15	261,5			9	265,3	6	262,1	6	265,3	21	271,3
12	22 A. LOWES Yamaha YZF R1	GBR	1'35.048		1'35.263	1'35.048					1'35.164			1'35.239	1'35.689			
			63	267,3	17	266,6	19	263,4			12	266,6		6	265,3	9	267,3	
13	21 M. RINALDI Ducati Panigale R	ITA	1'35.439		1'36.643	1'35.439					1'36.056	1'36.644			1'36.611			
			65	269,3	16	265,3	14	263,4			9	266,0	8	264,7	18	269,3		
14	36 L. MERCADO Kawasaki ZX-10RR	ARG	1'35.473		1'36.606	1'35.941	1'57.666		1'57.666	1'36.116	1'35.473				1'36.218			
			68	265,3	13	265,3	16	263,4	2	251,1	10	265,3	6	264,7	21	262,7		
15	54 T. RAZGATLIOGLU Kawasaki ZX-10RR	TUR	1'35.869		1'36.918	1'37.343					1'36.146	1'35.869			1'36.808			
			70	262,7	16	258,9	15	260,8			11	262,7	7	260,2	21	261,5		
16	68 Y. HERNANDEZ Kawasaki ZX-10RR	COL	1'35.918		1'37.074	1'36.705					1'36.514	1'35.918			1'36.942			
			51	266,6	17	263,4	16	258,9			9	264,0	6	264,0	3	266,6		
17	94 N. CANEPA Yamaha YZF R1	ITA	1'35.962		1'36.246	1'36.136					1'35.962	1'36.064			1'36.935			
			69	267,9	16	265,3	16	262,1			10	267,9	6	262,7	21	262,7		
18	40 R. RAMOS Kawasaki ZX-10RR	ESP	1'36.073		1'37.028	1'36.777					1'36.073	1'36.348			1'36.908			
			68	263,4	14	263,4	15	260,2			12	263,4	6	257,7	21	260,8		
19	45 J. GAGNE Honda CBR1000RR	USA	1'36.113		1'37.439	1'37.518					1'36.113	1'36.599			1'36.834			
			65	266,6	17	264,0	11	261,5			9	266,0	7	264,7	21	266,6		
20	99 P. JACOBSEN Honda CBR1000RR	USA	1'36.233		1'37.200	1'37.717					1'37.364	1'36.233			1'37.439			
			69	269,3	18	269,3	14	264,7			9	267,3	7	264,7	21	267,3		
21	24 A. ANDREOZZI Yamaha YZF R1	ITA	1'37.119		1'37.119	1'37.317					1'37.297	1'37.297			1'37.345			
			64	262,7	16	262,7	16	260,8			9	259,6	2	257,7	21	259,6		

07/07/2018

These data/results cannot be reproduced, stored and/or transmitted in whole or in part by any manner of electronic, mechanical, photocopying, recording, broadcasting or otherwise now known or herein after developed without the previous express consent by the copyright owner, except for reproduction in daily press and regular printed publications on sale to the public within 60 days of the event related to those data/results and always provided that copyright symbol appears together as follows below.

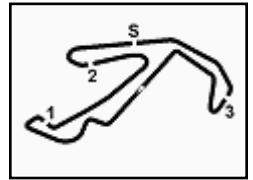
© DORNA WSBK ORGANIZATION Srl 2018

PIRELLI PERUGIA TIMING


Official Tyre Supplier



Official Timekeeper



PIRELLI Riviera di Rimini Round, 6 - 8 July 2018 World Superbike - Provisional Starting Grid - Race 2

Misano Circuit Sic 58 4.226 m

21 Laps x 4,226 km = 88,746 km

1	60 VAN DER MARK M. Yamaha	2	66 SYKES T. Kawasaki	3	12 FORES X. Ducati
2	33 MELANDRI M. Ducati	5	32 SAVADORI L. Aprilia	6	2 CAMIER L. Honda
3	50 LAVERTY E. Aprilia	8	7 DAVIES C. Ducati	9	1 REA J. Kawasaki
4	76 BAZ L. BMW	11	81 TORRES J. MV Agusta	12	22 LOWES A. Yamaha
5	36 MERCADO L. Kawasaki	14	54 RAZGATLIOGLU T. Kawasaki	15	68 HERNANDEZ Y. Kawasaki
6	94 CANEPA N. Yamaha	17	99 JACOBSEN P. Honda	18	40 RAMOS R. Kawasaki
7	45 GAGNE J. Honda	20	21 RINALDI M. Ducati	21	24 ANDREOZZI A. Yamaha

07/07/2018 Jury President

These data/results cannot be reproduced, stored and/or transmitted in whole or in part by any manner of electronic, mechanical, photocopying, recording, broadcasting or otherwise now known or herein after developed without the previous express consent by the copyright owner, except for reproduction in daily press and regular printed publications on sale to the public within 60 days of the event related to those data/results and always provided that copyright symbol appears together as follows below.

© DORNA WSBK ORGANIZATION Srl 2018

FKR PERUGIA TIMING



Official Tyre Supplier



Official Timekeeper