
PIRELLI Riviera di Rimini Round, 6 - 8 July 2018
World Superbike - Biographical Entry List

Misano Circuit Sic 58 4.226 m

No.	Rider (Abbreviation)	Nat	Bike	Wins	Podiums	Pole	Races	Tyres	Class
Age	Date of Birth	Place of Birth	Team	2018	2018	2018	2018		
1	1 REA Jonathan (Rea) 31 02/02/1987	GBR	Kawasaki ZX-10RR Kawasaki Racing Team WorldSBK	62	125	16	234	Pirelli	
				8	13	2	16		
2	2 CAMIER Leon (Cam) 31 04/08/1986	GBR	Honda CBR1000RR Red Bull Honda World Superbike Team		9		196	Pirelli	
							11		
3	7 DAVIES Chaz (Dav) 31 10/02/1987	GBR	Ducati Panigale R Aruba.it Racing - Ducati	29	77	6	168	Pirelli	
				2	10	1	16		
4	12 FORES Xavi (For) 32 16/09/1985	ESP	Ducati Panigale R Barni Racing Team		4		82	Pirelli	IND
					3		16		
5**	21 RINALDI Michael Ruben (Rin) 22 21/12/1995	ITA	Ducati Panigale R Aruba.it Racing - Junior Team				10	Pirelli	IND
							10		
6	22 LOWES Alex (Low) 27 14/09/1990	GBR	Yamaha YZF R1 Pata Yamaha Official WorldSBK Team	1	10	1	120	Pirelli	
				1	3	1	16		
7	24 ANDREOZZI Alessandro (And) 27 02/06/1991	ITA	Yamaha YZF R1 Guandalini Racing				31	Pirelli	IND
8	32 SAVADORI Lorenzo (Sav) 25 04/04/1993	ITA	Aprilia RSV4 RF Milwaukee Aprilia				65	Pirelli	
							14		
9	33 MELANDRI Marco (Mel) 35 07/08/1982	ITA	Ducati Panigale R Aruba.it Racing - Ducati	22	67	3	144	Pirelli	
				2	5	1	16		
10	36 MERCADO Leandro (Mer) 26 15/02/1992	ARG	Kawasaki ZX-10RR Orelac Racing VerdNatura				76	Pirelli	IND
							16		
11	40 RAMOS Román (Ram) 27 06/01/1991	ESP	Kawasaki ZX-10RR Team GoEleven Kawasaki				90	Pirelli	IND
							16		
12	45 GAGNE Jake (Gag) 24 27/08/1993	USA	Honda CBR1000RR Red Bull Honda World Superbike Team				20	Pirelli	
							14		
13	50 LAVERTY Eugene (Lav) 32 03/06/1986	IRL	Aprilia RSV4 RF Milwaukee Aprilia	13	34	2	142	Pirelli	
					1		12		
14	54 RAZGATLIOGLU Toprak (Raz) 21 16/10/1996	TUR	Kawasaki ZX-10RR Kawasaki Puccetti Racing		1		15	Pirelli	IND
					1		15		
15	60 VAN DER MARK Michael (vdM) 25 26/10/1992	NED	Yamaha YZF R1 Pata Yamaha Official WorldSBK Team	2	17	1	94	Pirelli	
				2	6		16		
16	66 SYKES Tom (Syk) 32 19/08/1985	GBR	Kawasaki ZX-10RR Kawasaki Racing Team WorldSBK	34	106	45	250	Pirelli	
				1	6	3	16		
17	68 HERNANDEZ Yonny (Her) 29 25/07/1988	COL	Kawasaki ZX-10RR Team Pedercini Racing				13	Pirelli	IND
							13		
18	76 BAZ Boris (Baz) 25 01/02/1993	FRA	BMW S 1000 RR GULF ALTHEA BMW Racing Team	2	14	2	77	Pirelli	
							16		
19	81 TORRES Jordi (Tor) 30 27/08/1987	ESP	MV Agusta 1000 F4 MV Agusta Reparto Corse	1	4		93	Pirelli	
							16		
20**	94 CANEPA Niccolò (Can) 30 14/05/1988	ITA	Yamaha YZF R1 Yamaha Motor Europe				77	Pirelli	IND
							2		
21	99 JACOBSEN PJ (Jac) 24 07/08/1993	USA	Honda CBR1000RR TripleM Honda World Superbike Team				16	Pirelli	IND
							16		

06/07/2018

* = Wild Card

** = One Event

These data/results cannot be reproduced, stored and/or transmitted in whole or in part by any manner of electronic, mechanical, photocopying, recording, broadcasting or otherwise now known or herein after developed without the previous express consent by the copyright owner, except for reproduction in daily press and regular printed publications on sale to the public within 60 days of the event related to those data/results and always provided that copyright symbol appears together as follows below.

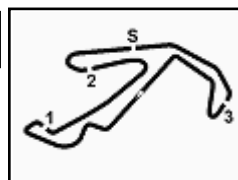
© DORNA WSBK ORGANIZATION Srl 2018

FICR PERUGIA TIMING


Official Tyre Supplier



Official Timekeeper



PIRELLI Riviera di Rimini Round, 6 - 8 July 2018

World Superbike - Results Free Practice 1st Session

Misano Circuit Sic 58 4.226 m

1 / 2

No.	Rider	Nat	Team	Bike	Class	Time	Gap	Rel.	Laps	Speed	
										Avg	Max
1	1 J. REA	GBR	Kawasaki Racing Team WorldSBK	Kawasaki ZX-10RR		1'35.128			16	159,928	268,0
2	22 A. LOWES	GBR	Pata Yamaha Official WorldSBK Team	Yamaha YZF R1		1'35.263	0.135	0.135	17	159,701	266,7
3	33 M. MELANDRI	ITA	Aruba.it Racing - Ducati	Ducati Panigale R		1'35.326	0.198	0.063	15	159,595	270,0
4	2 L. CAMIER	GBR	Red Bull Honda World Superbike Team	Honda CBR1000RR		1'35.484	0.356	0.158	15	159,331	264,7
5	66 T. SYKES	GBR	Kawasaki Racing Team WorldSBK	Kawasaki ZX-10RR		1'35.577	0.449	0.093	18	159,176	266,0
6	7 C. DAVIES	GBR	Aruba.it Racing - Ducati	Ducati Panigale R		1'35.771	0.643	0.194	16	158,854	267,3
7	76 L. BAZ	FRA	GULF ALTHEA BMW Racing Team	BMW S 1000 RR		1'35.781	0.653	0.010	15	158,837	266,0
8	12 X. FORES	ESP	Barni Racing Team	Ducati Panigale R	IND	1'35.865	0.737	0.084	16	158,698	269,3
9	50 E. LAVERTY	IRL	Milwaukee Aprilia	Aprilia RSV4 RF		1'35.931	0.803	0.066	16	158,589	270,7
10	60 M. VAN DER MARK	NED	Pata Yamaha Official WorldSBK Team	Yamaha YZF R1		1'35.967	0.839	0.036	16	158,529	266,7
11	32 L. SAVADORI	ITA	Milwaukee Aprilia	Aprilia RSV4 RF		1'36.025	0.897	0.058	15	158,434	266,7
12	94 N. CANEPA	ITA	Yamaha Motor Europe	Yamaha YZF R1	IND	1'36.246	1.118	0.221	16	158,070	265,4
13	81 J. TORRES	ESP	MV Agusta Reparto Corse	MV Agusta 1000 F4		1'36.507	1.379	0.261	15	157,642	262,1
14	36 L. MERCADO	ARG	Orelac Racing VerdNatura	Kawasaki ZX-10RR	IND	1'36.606	1.478	0.099	13	157,481	265,4
15	21 M. RINALDI	ITA	Aruba.it Racing - Junior Team	Ducati Panigale R	IND	1'36.643	1.515	0.037	16	157,421	265,4
16	54 T. RAZGATLIOGLU	TUR	Kawasaki Puccetti Racing	Kawasaki ZX-10RR	IND	1'36.918	1.790	0.275	16	156,974	259,0
17	40 R. RAMOS	ESP	Team GoEleven Kawasaki	Kawasaki ZX-10RR	IND	1'37.028	1.900	0.110	14	156,796	263,4
18	68 Y. HERNANDEZ	COL	Team Pedercini Racing	Kawasaki ZX-10RR	IND	1'37.074	1.946	0.046	17	156,722	263,4
19	24 A. ANDREOZZI	ITA	Guandalini Racing	Yamaha YZF R1	IND	1'37.119	1.991	0.045	16	156,649	262,8
20	99 P. JACOBSEN	USA	TripleM Honda World Superbike Team	Honda CBR1000RR	IND	1'37.200	2.072	0.081	18	156,519	269,3
21	45 J. GAGNE	USA	Red Bull Honda World Superbike Team	Honda CBR1000RR		1'37.439	2.311	0.239	17	156,135	264,1

Qualifying Lap Time (107% of 1'35.128): 1'41.788

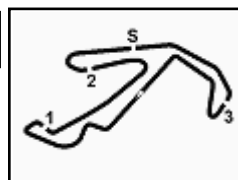
AIR	Humidity:	61%	Temp:	27°C
TRACK	Condition:	Dry	Temp:	36°C

Records	Pole (SP2)	2017 T.Sykes	1'33.662	162,430	Km/h
	Race (RC2)	2015 J.Rea	1'34.720	160,620	Km/h
	Circuit (SP2)	2017 T.Sykes	1'33.662	162,430	Km/h

Start 06/07/2018 09:45 End 10:27 The results are provisional until the end of the time limit for protests and appeals and the completion of the technical checks.

These data/results cannot be reproduced, stored and/or transmitted in whole or in part by any manner of electronic, mechanical, photocopying, recording, broadcasting or otherwise now known or herein after developed without the previous express consent by the copyright owner, except for reproduction in daily press and regular printed publications on sale to the public within 60 days of the event related to those data/results and always provided that copyright symbol appears together as follows below.

© DORNA WSBK ORGANIZATION Srl 2018


PIRELLI Riviera di Rimini Round, 6 - 8 July 2018
World Superbike - Results Free Practice 1st Session

Misano Circuit Sic 58 4.226 m

2 / 2

Session Highlights

Local Time	No. Rider	Description
09.45.00		Start
09.45.17		WorldSBK Pit Intervention Time: 1m 3secs
09.51.08	60 M. VAN DER MARK	Lap Cancelled (1'36.931) - Exceeded Track Limits - Turn 11
09.51.13	24 A. ANDREOZZI	Lap Cancelled (1'40.404) - Exceeded Track Limits - Turn 11
09.51.19	1 J. REA	Lap Cancelled (1'35.465) - Exceeded Track Limits - Turn 11
09.52.22	40 R. RAMOS	Lap Cancelled (4'24.979) - Exceeded Track Limits - Turn 11
09.52.27	50 E. LAVERTY	Lap Cancelled (1'36.902) - Exceeded Track Limits - Turn 11
09.52.33	2 L. CAMIER	Lap Cancelled (1'36.560) - Exceeded Track Limits - Turn 11
09.53.30	33 M. MELANDRI	Current Lap Cancelled - Exceeded Track Limits - Turn 11
09.55.27	22 A. LOWES	Lap Cancelled (1'36.092) - Exceeded Track Limits - Turn 11
09.55.49	24 A. ANDREOZZI	Current Lap Cancelled - Exceeded Track Limits - Turn 11
09.56.52	1 J. REA	Lap Cancelled (1'36.932) - Exceeded Track Limits - Turn 11
09.56.58	50 E. LAVERTY	Lap Cancelled (1'55.955) - Exceeded Track Limits - Turn 11
09.57.05	60 M. VAN DER MARK	Current Lap Cancelled - Exceeded Track Limits - Turn 11
09.57.14	22 A. LOWES	Current Lap Cancelled - Exceeded Track Limits - Turn 11
10.09.48	2 L. CAMIER	Current Lap Cancelled - Exceeded Track Limits - Turn 11
10.11.14	54 T. RAZGATLIOGLU	Current Lap Cancelled - Exceeded Track Limits - Turn 11
10.11.40	76 L. BAZ	On the Gravel - Re-Joined - Turn 5
10.12.09	76 L. BAZ	Lap Cancelled (1'41.505) - Exceeded Track Limits - Turn 11
10.14.25	60 M. VAN DER MARK	Current Lap Cancelled - Exceeded Track Limits - Turn 11
10.14.41	36 L. MERCADO	Current Lap Cancelled - Exceeded Track Limits - Turn 11
10.17.30	21 M. RINALDI	Lap Cancelled (1'36.824) - Exceeded Track Limits - Turn 16
10.21.30	21 M. RINALDI	On the Gravel - Re-Joined - Turn 8
10.22.05	60 M. VAN DER MARK	Current Lap Cancelled - Exceeded Track Limits - Turn 11
10.23.21	1 J. REA	Current Lap Cancelled - Exceeded Track Limits - Turn 11
10.23.29	76 L. BAZ	Current Lap Cancelled - Exceeded Track Limits - Turn 11
10.24.21	40 R. RAMOS	Lap Cancelled (1'46.388) - Exceeded Track Limits - Turn 11
10.24.25	33 M. MELANDRI	Lap Cancelled (1'35.503) - Exceeded Track Limits - Turn 11
10.25.52	2 L. CAMIER	Lap Cancelled (1'36.048) - Exceeded Track Limits - Turn 11
10.26.00	1 J. REA	Lap Cancelled (1'35.418) - Exceeded Track Limits - Turn 16
10.27.07		End Of Session

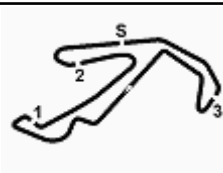
Fastest Laps Sequence

No.	Rider	Nat	Team	Bike	Local Time	Time	Gap	Avg
50	E. LAVERTY	IRL	Milwaukee Aprilia	Aprilia RSV4 RF	09:48'26.238	1'36.829		157,118
1	J. REA	GBR	Kawasaki Racing Team WorldSBK	Kawasaki ZX-10RR	09:48'27.450	1'36.190	-0.639	158,162
7	C. DAVIES	GBR	Aruba.it Racing - Ducati	Ducati Panigale R	09:52'32.530	1'36.033	-0.157	158,421
1	J. REA	GBR	Kawasaki Racing Team WorldSBK	Kawasaki ZX-10RR	09:53'17.545	1'35.764	-0.269	158,866
66	T. SYKES	GBR	Kawasaki Racing Team WorldSBK	Kawasaki ZX-10RR	09:54'15.995	1'35.680	-0.084	159,005
66	T. SYKES	GBR	Kawasaki Racing Team WorldSBK	Kawasaki ZX-10RR	09:57'29.389	1'35.632	-0.048	159,085
1	J. REA	GBR	Kawasaki Racing Team WorldSBK	Kawasaki ZX-10RR	09:58'05.781	1'35.364	-0.268	159,532
1	J. REA	GBR	Kawasaki Racing Team WorldSBK	Kawasaki ZX-10RR	10:17'10.546	1'35.341	-0.023	159,570
1	J. REA	GBR	Kawasaki Racing Team WorldSBK	Kawasaki ZX-10RR	10:18'45.674	1'35.128	-0.213	159,928

Start 06/07/2018 09:45 End 10:27 The results are provisional until the end of the time limit for protests and appeals and the completion of the technical checks.

These data/results cannot be reproduced, stored and/or transmitted in whole or in part by any manner of electronic, mechanical, photocopying, recording, broadcasting or otherwise now known or herein after developed without the previous express consent by the copyright owner, except for reproduction in daily press and regular printed publications on sale to the public within 60 days of the event related to those data/results and always provided that copyright symbol appears together as follows below.

© DORNA WSBK ORGANIZATION Srl 2018


PIRELLI Riviera di Rimini Round, 6 - 8 July 2018
World Superbike - Best Sectors & Speed Free Practice 1st Session

Misano Circuit Sic 58 4.226 m

BEST LAP			
1	1 J. REA	Kawasaki ZX-10RR	1'35.128
2	22 A. LOWES	Yamaha YZF R1	1'35.263
3	33 M. MELANDRI	Ducati Panigale R	1'35.326
4	2 L. CAMIER	Honda CBR1000RR	1'35.484
5	66 T. SYKES	Kawasaki ZX-10RR	1'35.577
6	7 C. DAVIES	Ducati Panigale R	1'35.771
7	76 L. BAZ	BMW S 1000 RR	1'35.781
8	12 X. FORES	Ducati Panigale R	1'35.865
9	50 E. LAVERTY	Aprilia RSV4 RF	1'35.931
10	60 M. VAN DER MARK	Yamaha YZF R1	1'35.967
11	32 L. SAVADORI	Aprilia RSV4 RF	1'36.025
12	94 N. CANEPA	Yamaha YZF R1	1'36.246
13	81 J. TORRES	MV Agusta 1000 F4	1'36.507
14	36 L. MERCADO	Kawasaki ZX-10RR	1'36.606
15	21 M. RINALDI	Ducati Panigale R	1'36.643
16	54 T. RAZGATLIOGLU	Kawasaki ZX-10RR	1'36.918
17	40 R. RAMOS	Kawasaki ZX-10RR	1'37.028
18	68 Y. HERNANDEZ	Kawasaki ZX-10RR	1'37.074
19	24 A. ANDREOZZI	Yamaha YZF R1	1'37.119
20	99 P. JACOBSEN	Honda CBR1000RR	1'37.200
21	45 J. GAGNE	Honda CBR1000RR	1'37.439

SPEED			
1	50 E. LAVERTY	Aprilia RSV4 RF	270,7
2	33 M. MELANDRI	Ducati Panigale R	270,0
3	99 P. JACOBSEN	Honda CBR1000RR	269,3
4	12 X. FORES	Ducati Panigale R	269,3
5	1 J. REA	Kawasaki ZX-10RR	268,0
6	7 C. DAVIES	Ducati Panigale R	267,3
7	32 L. SAVADORI	Aprilia RSV4 RF	266,7
8	60 M. VAN DER MARK	Yamaha YZF R1	266,7
9	22 A. LOWES	Yamaha YZF R1	266,7
10	66 T. SYKES	Kawasaki ZX-10RR	266,0
11	76 L. BAZ	BMW S 1000 RR	266,0
12	36 L. MERCADO	Kawasaki ZX-10RR	265,4
13	21 M. RINALDI	Ducati Panigale R	265,4
14	94 N. CANEPA	Yamaha YZF R1	265,4
15	2 L. CAMIER	Honda CBR1000RR	264,7
16	45 J. GAGNE	Honda CBR1000RR	264,1
17	40 R. RAMOS	Kawasaki ZX-10RR	263,4
18	68 Y. HERNANDEZ	Kawasaki ZX-10RR	263,4
19	24 A. ANDREOZZI	Yamaha YZF R1	262,8
20	81 J. TORRES	MV Agusta 1000 F4	262,1
21	54 T. RAZGATLIOGLU	Kawasaki ZX-10RR	259,0

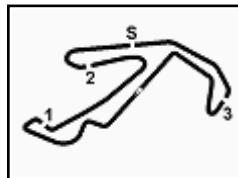
SEG. 1		SEG. 2		SEG. 3		SEG. 4					
1	1 J. REA	26.270	1	33 M. MELANDRI	21.349	1	1 J. REA	25.657	1	66 T. SYKES	21.271
2	22 A. LOWES	26.323	2	7 C. DAVIES	21.397	2	22 A. LOWES	25.946	2	33 M. MELANDRI	21.276
3	2 L. CAMIER	26.356	3	21 M. RINALDI	21.520	3	66 T. SYKES	25.981	3	12 X. FORES	21.305
4	76 L. BAZ	26.385	4	66 T. SYKES	21.547	4	76 L. BAZ	26.015	4	22 A. LOWES	21.327
5	33 M. MELANDRI	26.506	5	22 A. LOWES	21.551	5	2 L. CAMIER	26.020	5	7 C. DAVIES	21.372
6	32 L. SAVADORI	26.529	6	1 J. REA	21.564	6	33 M. MELANDRI	26.070	6	2 L. CAMIER	21.407
7	7 C. DAVIES	26.598	7	50 E. LAVERTY	21.572	7	50 E. LAVERTY	26.097	7	21 M. RINALDI	21.416
8	66 T. SYKES	26.599	8	60 M. VAN DER MARK	21.581	8	94 N. CANEPA	26.130	8	1 J. REA	21.436
9	60 M. VAN DER MARK	26.604	9	12 X. FORES	21.591	9	7 C. DAVIES	26.166	9	60 M. VAN DER MARK	21.457
10	50 E. LAVERTY	26.605	10	32 L. SAVADORI	21.616	10	60 M. VAN DER MARK	26.187	10	32 L. SAVADORI	21.466
11	12 X. FORES	26.616	11	76 L. BAZ	21.624	11	12 X. FORES	26.245	11	50 E. LAVERTY	21.470
12	94 N. CANEPA	26.616	12	81 J. TORRES	21.688	12	32 L. SAVADORI	26.256	12	81 J. TORRES	21.502
13	68 Y. HERNANDEZ	26.656	13	2 L. CAMIER	21.701	13	68 Y. HERNANDEZ	26.300	13	94 N. CANEPA	21.507
14	40 R. RAMOS	26.670	14	54 T. RAZGATLIOGLU	21.826	14	36 L. MERCADO	26.328	14	36 L. MERCADO	21.582
15	36 L. MERCADO	26.715	15	40 R. RAMOS	21.832	15	81 J. TORRES	26.334	15	76 L. BAZ	21.643
16	21 M. RINALDI	26.742	16	36 L. MERCADO	21.850	16	54 T. RAZGATLIOGLU	26.357	16	68 Y. HERNANDEZ	21.654
17	81 J. TORRES	26.751	17	24 A. ANDREOZZI	21.873	17	40 R. RAMOS	26.379	17	45 J. GAGNE	21.661
18	45 J. GAGNE	26.900	18	99 P. JACOBSEN	21.910	18	99 P. JACOBSEN	26.483	18	24 A. ANDREOZZI	21.678
19	24 A. ANDREOZZI	26.917	19	45 J. GAGNE	21.934	19	45 J. GAGNE	26.495	19	40 R. RAMOS	21.682
20	54 T. RAZGATLIOGLU	26.935	20	94 N. CANEPA	21.960	20	21 M. RINALDI	26.507	20	99 P. JACOBSEN	21.715
21	99 P. JACOBSEN	27.050	21	68 Y. HERNANDEZ	21.971	21	24 A. ANDREOZZI	26.596	21	54 T. RAZGATLIOGLU	21.800

06/07/2018

These data/results cannot be reproduced, stored and/or transmitted in whole or in part by any manner of electronic, mechanical, photocopying, recording, broadcasting or otherwise now known or herein after developed without the previous express consent by the copyright owner, except for reproduction in daily press and regular printed publications on sale to the public within 60 days of the event related to those data/results and always provided that copyright symbol appears together as follows below.

© DORNA WSBK ORGANIZATION Srl 2018





PIRELLI Riviera di Rimini Round, 6 - 8 July 2018

World Superbike - Ideal Times Free Practice 1st Session

Misano Circuit Sic 58 4.226 m

No.	Rider	Nat	Bike	Seg. 1	Seg. 2	Seg. 3	Seg. 4	Ideal Time		
				Diff. 1	Diff. 2	Diff. 3	Diff. 4	Best Lap	Pos.	Diff.
1	1 J. REA	GBR	Kawasaki ZX-10RR	26.270	21.564 0.086	25.657 0.108	21.436 0.007	1'34.927 1'35.128	1	0.201
2	22 A. LOWES	GBR	Yamaha YZF R1	26.323	21.551	25.946	21.327 0.116	1'35.147 1'35.263	2	0.116
3	33 M. MELANDRI	ITA	Ducati Panigale R	26.506 0.082	21.349 0.043	26.070	21.276	1'35.201 1'35.326	3	0.125
4	66 T. SYKES	GBR	Kawasaki ZX-10RR	26.599 0.072	21.547 0.005	25.981 0.078	21.271 0.024	1'35.398 1'35.577	5	0.179
5	2 L. CAMIER	GBR	Honda CBR1000RR	26.356	21.701	26.020	21.407	1'35.484 1'35.484	4	
6	7 C. DAVIES	GBR	Ducati Panigale R	26.598 0.029	21.397	26.166 0.209	21.372	1'35.533 1'35.771	6	0.238
7	76 L. BAZ	FRA	BMW S 1000 RR	26.385	21.624 0.043	26.015 0.069	21.643 0.002	1'35.667 1'35.781	7	0.114
8	50 E. LAVERTY	IRL	Aprilia RSV4 RF	26.605 0.030	21.572 0.006	26.097	21.470 0.151	1'35.744 1'35.931	9	0.187
9	12 X. FORES	ESP	Ducati Panigale R	26.616	21.591 0.041	26.245 0.015	21.305 0.052	1'35.757 1'35.865	8	0.108
10	60 M. VAN DER MARK	NED	Yamaha YZF R1	26.604 0.057	21.581	26.187 0.053	21.457 0.028	1'35.829 1'35.967	10	0.138
11	32 L. SAVADORI	ITA	Aprilia RSV4 RF	26.529 0.114	21.616 0.044	26.256	21.466	1'35.867 1'36.025	11	0.158
12	21 M. RINALDI	ITA	Ducati Panigale R	26.742 0.248	21.520	26.507 0.133	21.416 0.077	1'36.185 1'36.643	15	0.458
13	94 N. CANEPA	ITA	Yamaha YZF R1	26.616	21.960 0.033	26.130	21.507	1'36.213 1'36.246	12	0.033
14	81 J. TORRES	ESP	MV Agusta 1000 F4	26.751	21.688	26.334 0.043	21.502 0.189	1'36.275 1'36.507	13	0.232
15	36 L. MERCADO	ARG	Kawasaki ZX-10RR	26.715	21.850	26.328 0.091	21.582 0.040	1'36.475 1'36.606	14	0.131
16	40 R. RAMOS	ESP	Kawasaki ZX-10RR	26.670	21.832 0.034	26.379 0.306	21.682 0.125	1'36.563 1'37.028	17	0.465
17	68 Y. HERNANDEZ	COL	Kawasaki ZX-10RR	26.656 0.177	21.971 0.102	26.300 0.124	21.654 0.090	1'36.581 1'37.074	18	0.493
18	54 T. RAZGATLIOGLU	TUR	Kawasaki ZX-10RR	26.935	21.826	26.357	21.800	1'36.918 1'36.918	16	
19	45 J. GAGNE	USA	Honda CBR1000RR	26.900	21.934 0.265	26.495 0.038	21.661 0.146	1'36.990 1'37.439	21	0.449
20	24 A. ANDREOZZI	ITA	Yamaha YZF R1	26.917 0.028	21.873	26.596	21.678 0.027	1'37.064 1'37.119	19	0.055
21	99 P. JACOBSEN	USA	Honda CBR1000RR	27.050 0.035	21.910 0.007	26.483	21.715	1'37.158 1'37.200	20	0.042
Overall Ideal Time				26.270	21.349	25.657	21.271	1'34.547		

06/07/2018

These data/results cannot be reproduced, stored and/or transmitted in whole or in part by any manner of electronic, mechanical, photocopying, recording, broadcasting or otherwise now known or herein after developed without the previous express consent by the copyright owner, except for reproduction in daily press and regular printed publications on sale to the public within 60 days of the event related to those data/results and always provided that copyright symbol appears together as follows below.

© DORNA WSBK ORGANIZATION Srl 2018

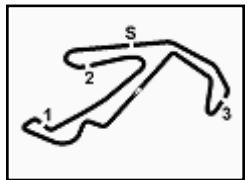
FICR PERUGIA TIMING



Official Tyre Supplier



Official Timekeeper



PIRELLI Riviera di Rimini Round, 6 - 8 July 2018

World Superbike - Chronological Analysis Free Practice 1st Session

Misano Circuit Sic 58.4.226 m

2 / 4

Lap	Seg.1	Seg.2	Seg.3	Seg.4	Lap Time	km/h	Local Time
6	26.667	22.008	26.239	21.676	1'36.590	264,1	9:54'59.895
7	28.213	22.326	26.486	34.890	1'51.915P	263,4	9:56'51.810
8	10'25.727	23.790	26.747	22.152	1'38.416P	257,8	10:08'30.226
9	26.598	21.960	26.110	21.705	1'36.373	262,1	10:10'06.599
10	29.407	22.970	27.116	22.012	1'41.505C	260,2	10:11'48.104
11	26.705	21.993	26.673	35.290	1'50.661P	262,1	10:13'38.765
12	5'13.476	22.682	27.464	21.744	6'25.366P	224,5	10:20'04.131
13	26.413	21.787	26.015	21.643	1'35.858	262,8	10:21'39.989
14	26.385	21.667	26.084	21.645	1'35.781	262,8	10:23'15.770
15	30.911	23.544	26.369	21.860	1'42.684C	262,8	10:24'58.454
16	26.604	21.624	26.105	21.663	1'35.996	264,1	10:26'34.450

11° 32 L. SAVADORI (1'36.025)							
Lap	Seg.1	Seg.2	Seg.3	Seg.4	Lap Time	km/h	Local Time
1		27.142	28.714	23.680	262,8	9:47'00.567	
2	27.556	22.235	27.057	22.073	1'38.921	266,7	9:48'39.488
3	27.247	21.909	26.761	21.836	1'37.753	266,0	9:50'17.241
4	27.391	21.951	27.394	22.874	1'39.610	264,1	9:51'56.851
5	27.037	21.775	26.380	21.685	1'36.877	264,1	9:53'33.728
6	26.864	21.713	26.832	21.989	1'37.398	266,0	9:55'11.126
7	29.089	23.501	28.484	35.250	1'56.324P	260,9	9:57'07.450
8	7'43.829	22.501	27.379	21.926	8'55.635P	255,3	10:06'03.085
9	26.612	21.641	26.344	21.620	1'36.217	259,6	10:07'39.302
10	26.540	21.737	26.413	21.684	1'36.374	260,2	10:09'15.676
11	26.579	21.734	26.383	21.603	1'36.299	262,1	10:10'51.975
12	27.832	22.387	27.513	35.007	1'52.739P	257,8	10:12'44.714
13	4'48.754	25.182	28.600	35.197	6'17.733P	257,1	10:19'02.447
14	2'18.532	22.244	27.043	21.924	3'29.743P	262,1	10:22'32.190
15	26.529	21.616	26.539	21.711	1'36.395	262,1	10:24'08.585
16	26.643	21.660	26.256	21.466	1'36.025	262,1	10:25'44.610

8° 12 X. FORES (1'35.865)							
Lap	Seg.1	Seg.2	Seg.3	Seg.4	Lap Time	km/h	Local Time
1					9:45'28.866		
2	44.002	22.959	27.511	22.931	1'57.403P	266,0	9:47'26.269
3	27.528	22.103	26.884	21.843	1'38.358	264,1	9:49'04.627
4	27.207	21.827	26.522	21.511	1'37.067	268,0	9:50'41.694
5	26.800	21.693	26.316	21.391	1'36.200	268,7	9:52'17.894
6	26.687	21.695	26.967	21.472	1'36.821	268,0	9:53'54.715
7	26.754	21.723	26.474	21.329	1'36.280	266,7	9:55'30.995
8	26.748	21.647	26.372	21.305	1'36.072	267,3	9:57'07.067
9	26.793	21.591	26.245	21.338	1'35.967	269,3	9:58'43.034
10	26.877	21.641	26.454	21.404	1'36.376	266,7	10:00'19.410
11	28.727	25.544	27.247	13'13.340	14'34.858P	268,0	10:14'54.268
12	47.159	26.550	27.136	21.688	2'02.533P	262,8	10:16'56.801
13	26.818	21.788	26.334	21.518	1'36.458	264,7	10:18'33.259
14	26.667	21.768	26.368	21.363	1'36.166	264,1	10:20'09.425
15	26.693	21.605	26.544	21.385	1'36.227	266,0	10:21'45.652
16	26.616	21.632	26.260	21.357	1'35.865	264,1	10:23'21.517
17	26.681	21.657	26.284	21.517	1'36.139	266,0	10:24'57.656

12° 94 N. CANEPA (1'36.246)							
Lap	Seg.1	Seg.2	Seg.3	Seg.4	Lap Time	km/h	Local Time
1		23.806	27.710	22.538	260,2	9:46'55.615	
2	27.955	22.638	27.030	22.216	1'39.839	265,4	9:48'35.454
3	27.221	22.384	26.925	22.303	1'38.833	263,4	9:50'14.287
4	27.241	22.278	26.719	22.021	1'38.259	262,1	9:51'52.546
5	27.068	24.437	28.600	21.810	1'41.915	229,8	9:53'34.461
6	26.907	22.120	26.579	21.844	1'37.450	260,9	9:55'11.911
7	27.473	25.467	26.520	21.682	1'41.142	264,1	9:56'53.053
8	27.201	22.398	27.397	36.603	1'53.599P	258,4	9:58'46.652
9	9'40.341	23.108	26.957	22.009	10'52.415P	256,5	10:09'39.067
10	27.296	24.177	26.818	21.856	1'40.147	259,0	10:11'19.214
11	27.254	22.166	26.609	21.836	1'37.865	260,2	10:12'57.079
12	26.901	22.076	26.497	21.725	1'37.199	260,2	10:14'34.278
13	26.857	22.161	26.453	21.869	1'37.340	258,4	10:16'11.618
14	31.332	22.827	27.084	33.884	1'55.127P	256,5	10:18'06.745
15	3'50.351	25.121	29.087	22.827	5'07.386P	229,3	10:23'14.131
16	26.727	21.960	26.175	21.542	1'36.404	260,2	10:24'50.535
17	26.616	21.993	26.130	21.507	1'36.246	260,2	10:26'26.781

9° 50 E. LAVERTY (1'35.931)							
Lap	Seg.1	Seg.2	Seg.3	Seg.4	Lap Time	km/h	Local Time
1		22.788	26.548	21.989	268,0	9:46'49.409	
2	27.103	21.745	26.210	21.771	1'36.829	267,3	9:48'26.238
3	26.894	21.640	26.288	21.634	1'36.456	266,7	9:50'02.694
4	27.283	21.643	26.123	21.853	1'36.902C	270,7	9:51'39.596
5	27.369	21.652	26.740	21.674	1'37.435	262,1	9:53'17.031
6	26.866	21.627	26.209	21.530	1'36.232	265,4	9:54'53.263
7	28.168	22.105	27.058	38.624	1'55.955CP	266,0	9:56'49.218
8	7'21.018	27.884	28.441	22.238	8'39.581P	236,8	10:05'28.799
9	26.894	21.675	26.195	21.577	1'36.341	264,7	10:07'05.140
10	26.757	21.656	26.259	21.470	1'36.142	266,7	10:08'41.282
11	26.745	21.763	27.846	22.287	1'38.641	243,2	10:10'19.923
12	26.669	21.572	26.280	21.475	1'35.996	264,1	10:11'55.919
13	29.375	22.454	26.560	36.227	1'54.616P	264,1	10:13'50.535
14	6'36.626	22.258	26.878	21.689	7'47.451P	257,1	10:21'37.986
15	26.635	21.578	26.097	21.621	1'35.931	264,1	10:23'13.917
16	26.605	21.685	26.180	21.480	1'35.950	264,1	10:24'49.867
17	26.640	21.748	26.213	21.619	1'36.220	264,1	10:26'26.087

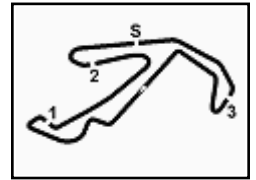
13° 81 J. TORRES (1'36.507)							
Lap	Seg.1	Seg.2	Seg.3	Seg.4	Lap Time	km/h	Local Time
1					9:44'47.100		
2	51.393	24.505	28.133	3'18.947	5'02.978P	254,1	9:49'50.078
3	48.025	30.378	27.641	22.443	2'08.487P	257,8	9:51'58.565
4	28.396	21.947	26.459	21.562	1'38.364	262,1	9:53'36.929
5	27.230	22.064	26.538	21.606	1'37.438	261,5	9:55'14.367
6	27.114	21.895	26.477	21.642	1'37.128	262,1	9:56'51.495
7	27.018	21.878	26.470	21.610	1'36.976	261,5	9:58'28.471
8	27.333	22.019	26.570	21.686	1'37.608	255,3	10:00'06.079
9	27.400	22.117	26.852	12'25.091	13'41.460P	257,1	10:13'47.539
10	46.605	22.260	26.569	21.920	1'57.354P	258,4	10:15'44.893
11	27.089	21.832	26.428	21.592	1'36.941	260,2	10:17'21.834
12	26.916	21.786	26.485	21.502	1'36.689	261,5	10:18'58.523
13	26.770	21.750	26.334	21.739	1'36.593	259,6	10:20'35.116
14	26.930	21.802	26.418	21.736	1'36.886	258,4	10:22'12.002
15	26.804	21.868	26.399	21.541	1'36.612	259,0	10:23'48.614

10° 60 M. VAN DER MARK (1'35.967)							
Lap	Seg.1	Seg.2	Seg.3	Seg.4	Lap Time	km/h	Local Time
1		23.674	27.679	22.639	267,3	9:46'54.478	
2	27.770	22.151	26.429	21.906	1'38.256	266,0	9:48'32.734
3	26.994	21.978	26.253	21.706	1'36.931C	265,4	9:50'09.665
4	26.769	21.740	26.191	21.575	1'36.275	266,7	9:51'45.940
5	26.784	21.686	26.315	21.653	1'36.438	264,7	9:53'22.378
6	26.754	21.664	26.466	21.606	1'36.490	265,4	9:54'58.868
7	26.755	21.811	26.254	21.536	1'36.356	266,0	9:56'35.224
8	30.313	22.808	26.695	35.828	1'55.644CP	263,4	9:58'30.868
9	11'01.569	22.018	26.327	21.673	12'11.587P	260,9	10:10'42.455
10	26.907	21.736	26.187	21.554	1'36.384	263,4	10:12'18.839

06/07/2018 P = Pits In/Out - C = Lap Time Cancelled

These data/results cannot be reproduced, stored and/or transmitted in whole or in part by any manner of electronic, mechanical, photocopying, recording, broadcasting or otherwise now known or herein after developed without the previous express consent by the copyright owner, except for reproduction in daily press and regular printed publications on sale to the public within 60 days of the event related to those data/results and always provided that copyright symbol appears together as follows below.

© DORNA WSBK ORGANIZATION Srl 2018



PIRELLI Riviera di Rimini Round, 6 - 8 July 2018

World Superbike - Chronological Analysis Free Practice 1st Session

Misano Circuit Sic 58.4.226 m

3 / 4

14° 36 L. MERCADO (1'36.606)							
Lap	Seg.1	Seg.2	Seg.3	Seg.4	Lap Time	km/h	Local Time
1		23.979	28.053	22.652		262,8	9:46'54.369
2	28.164	22.302	27.244	22.033	1'39.743	262,1	9:48'34.112
3	27.230	22.108	26.624	21.979	1'37.941	265,4	9:50'12.053
4	27.699	28.099	27.973	22.380	1'46.151	264,7	9:51'58.204
5	27.115	21.948	26.618	21.831	1'37.512	265,4	9:53'35.716
6	29.875	22.158	26.533	34.865	1'53.431P	260,9	9:55'29.147
7	12'40.865	22.839	27.402	21.785	13'52.891P	255,9	10:09'22.033
8	27.660	22.168	26.629	22.190	1'38.647	260,9	10:11'00.685
9	26.836	21.897	26.380	22.286	1'37.399	262,8	10:12'38.084
10	26.984	21.932	26.328	21.749	1'36.993	262,8	10:14'15.077
11	28.044	22.213	26.543	31.675	1'48.475CP	261,5	10:16'03.552
12	5'03.174	22.284	27.355	21.744	6'14.557P	256,5	10:22'18.109
13	26.736	21.976	26.431	21.582	1'36.725	259,6	10:23'54.834
14	26.715	21.850	26.419	21.622	1'36.606	261,5	10:25'31.440

15° 21 M. RINALDI (1'36.643)							
Lap	Seg.1	Seg.2	Seg.3	Seg.4	Lap Time	km/h	Local Time
1							9:45'30.325
2	48.214	23.914	30.440	22.922	2'05.490P	262,8	9:47'35.815
3	27.700	22.485	27.599	22.056	1'39.840	262,8	9:49'15.655
4	27.596	21.946	27.192	21.911	1'38.645	264,7	9:50'54.300
5	27.330	21.850	26.850	21.793	1'37.823	265,4	9:52'32.123
6	28.154	22.854	28.309	11'07.045	12'26.362P	257,8	10:04'58.485
7	44.785	23.902	29.775	1'45.361	3'23.823P	214,7	10:08'22.308
8	47.828	22.301	27.437	24.980	2'02.546P	262,8	10:10'24.854
9	27.189	21.721	26.989	21.644	1'37.543	264,1	10:12'02.397
10	27.262	21.719	26.754	21.677	1'37.412	264,1	10:13'39.809
11	26.968	21.556	26.813	21.416	1'36.753	262,8	10:15'16.562
12	26.742	21.583	26.831	21.668	1'36.824C	262,8	10:16'53.386
13	32.155	24.539	30.932	25.281	1'52.907	249,4	10:18'46.293
14	26.990	21.520	26.640	21.493	1'36.643	265,4	10:20'22.936
15	26.813	24.930	33.498	25.216	1'50.457	165,9	10:22'13.393
16	26.987	21.644	26.507	21.574	1'36.712	265,4	10:23'50.105
17	26.824	21.553	26.702	21.612	1'36.691	264,7	10:25'26.796

16° 54 T. RAZGATLIOGLU (1'36.918)							
Lap	Seg.1	Seg.2	Seg.3	Seg.4	Lap Time	km/h	Local Time
1		24.454	28.699	23.438		252,9	9:47'26.469
2	28.528	22.970	27.403	22.599	1'41.500	257,1	9:49'07.969
3	28.204	29.425	30.435	22.389	1'50.453	238,4	9:50'58.422
4	27.994	26.013	29.099	36.751	1'59.857P	248,8	9:52'58.279
5	6'14.080	22.982	27.375	23.336	7'27.773P	255,3	10:00'26.052
6	27.585	22.243	26.978	22.342	1'39.148	256,5	10:02'05.200
7	27.434	22.056	26.864	22.091	1'38.445	255,3	10:03'43.645
8	27.790	22.330	26.798	21.945	1'38.863	256,5	10:05'22.508
9	27.279	21.913	26.601	21.921	1'37.714	253,5	10:07'00.222
10	27.326	21.935	26.683	21.908	1'37.852	256,5	10:08'38.074
11	32.358	23.137	26.700	22.506	1'44.701	259,0	10:10'22.775
12	33.784	22.982	28.525	22.266	1'47.557C	244,9	10:12'10.332
13	27.315	22.162	26.847	22.098	1'38.422	255,9	10:13'48.754
14	27.690	22.880	27.772	33.585	1'51.927P	250,6	10:15'40.681
15	5'28.563	22.539	27.989	24.821	6'43.912P	248,8	10:22'24.593
16	27.031	22.044	26.538	21.887	1'37.500	255,3	10:24'02.093
17	26.935	21.826	26.357	21.800	1'36.918	255,9	10:25'39.011

17° 40 R. RAMOS (1'37.028)							
Lap	Seg.1	Seg.2	Seg.3	Seg.4	Lap Time	km/h	Local Time
1		23.921	27.902	34.649		260,2	9:47'14.064
2	3'11.190	22.698	27.692	23.399	4'24.979CP	252,3	9:51'39.043
3	27.633	22.309	26.683	21.858	1'38.483	263,4	9:53'17.526

4	27.602	22.479	27.700	21.820	1'39.601	244,9	9:54'57.127
5	26.942	21.993	26.379	21.721	1'37.035	259,6	9:56'34.162
6	28.100	24.787	27.447	32.980	1'53.314P	244,9	9:58'27.476
7	7'24.132	22.335	26.962	21.930	8'35.359P	257,1	10:07'02.835
8	26.883	21.929	26.638	21.682	1'37.132	257,1	10:08'39.967
9	26.886	21.832	26.589	21.825	1'37.132	255,9	10:10'17.099
10	26.868	21.970	26.578	21.902	1'37.318	256,5	10:11'54.417
11	27.950	24.388	26.702	33.307	1'52.347P	258,4	10:13'46.764
12	5'19.998	23.913	27.608	23.359	6'34.878P	254,7	10:20'21.642
13	26.670	21.866	26.685	21.807	1'37.028	258,4	10:21'58.670
14	28.136	29.670	26.816	21.766	1'46.388C	257,1	10:23'45.058
15	26.722	24.156	30.698	32.609	1'54.185P	210,5	10:25'39.243

18° 68 Y. HERNANDEZ (1'37.074)							
Lap	Seg.1	Seg.2	Seg.3	Seg.4	Lap Time	km/h	Local Time
1		23.627	27.994	22.789		259,0	9:47'12.937
2	27.534	22.661	27.207	22.143	1'39.545	260,9	9:48'52.482
3	27.367	22.462	27.015	21.978	1'38.822	261,5	9:50'31.304
4	27.193	22.414	26.980	21.876	1'38.463	262,1	9:52'09.767
5	27.026	22.194	26.593	21.917	1'37.730	262,8	9:53'47.497
6	26.902	21.985	26.560	21.654	1'37.101	262,1	9:55'24.598
7	27.033	22.059	26.779	21.871	1'37.742	263,4	9:57'02.340
8	26.915	22.265	26.739	21.729	1'37.648	261,5	9:58'39.988
9	32.210	23.620	27.110	37.229	2'00.169P	262,8	10:00'40.157
10	8'17.948	22.617	27.415	30.228	9'38.208P	256,5	10:10'18.365
11	27.891	22.393	26.673	21.864	1'38.821	262,8	10:11'57.186
12	26.862	22.161	26.870	21.890	1'37.783	258,4	10:13'34.969
13	28.725	22.333	26.987	32.623	1'50.668P	258,4	10:15'25.637
14	3'27.358	22.421	27.472	22.180	4'39.431P	244,9	10:20'05.068
15	26.833	22.073	26.424	21.744	1'37.074	260,2	10:21'42.142
16	26.656	22.617	26.300	21.658	1'37.231	262,8	10:23'19.373
17	26.808	22.079	26.460	21.740	1'37.087	261,5	10:24'56.460
18	26.977	21.971			2'00.865P	260,2	10:26'57.325

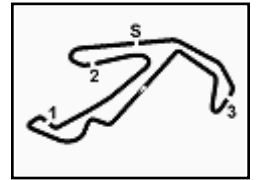
19° 24 A. ANDREOZZI (1'37.119)							
Lap	Seg.1	Seg.2	Seg.3	Seg.4	Lap Time	km/h	Local Time
1		25.489	29.190	23.742		259,0	9:47'01.358
2	28.379	22.752	27.357	22.535	1'41.023	262,8	9:48'42.381
3	27.851	23.149	27.158	22.246	1'40.404C	260,9	9:50'22.785
4	27.449	22.401	26.985	22.559	1'39.394	260,2	9:52'02.179
5	27.356	22.124	27.187	22.131	1'38.798	260,9	9:53'40.977
6	27.413	22.058	26.908	21.894	1'38.273	260,9	9:55'19.250
7	30.507	26.267	31.198	35.998	2'03.970CP	223,6	9:57'23.220
8	7'55.763	29.822	30.383	22.685	9'18.653P	242,2	10:06'41.873
9	27.455	22.402	26.997	22.104	1'38.958	257,8	10:08'20.831
10	27.042	22.302	26.997	22.312	1'38.653	257,1	10:09'59.484
11	27.100	22.239	26.837	21.932	1'38.108	257,8	10:11'37.592
12	27.570	24.238	29.323	33.279	1'54.410P	222,2	10:13'32.002
13	4'39.324	31.332	27.252	22.182	6'00.090P	257,1	10:19'32.092
14	27.129	21.964	26.875	21.678	1'37.646	256,5	10:21'09.738
15	26.945	21.873	26.596	21.705	1'37.119	257,1	10:22'46.857
16	26.917	22.034	26.641	21.725	1'37.317	257,1	10:24'24.174
17	27.153	22.281	27.163	21.999	1'38.596	255,3	10:26'02.770

20° 99 P. JACOBSEN (1'37.200)							
Lap	Seg.1	Seg.2	Seg.3	Seg.4	Lap Time	km/h	Local Time
1		23.900	28.626	22.754		264,7	9:46'55.369
2	28.565	22.631	27.579	22.262	1'41.037	269,3	9:48'36.406
3	27.718	22.158	27.027	22.165	1'39.068	268,7	9:50'15.474
4	27.620	22.158	26.986	22.036	1'38.800	266,7	9:51'54.274
5	27.438	22.125	26.977	21.903	1'38.443	266,0	9:53'32.717
6	27.320	22.094	26.822	21.869	1'38.105	265,4	9:55'10.822
7	27.721	22.273	27.125	22.045	1'39.164	264,1	9:56'49.986
8	27.299	22.149	26.805	21.798	1'38.051	264,7	9:58'28.037

06/07/2018 P = Pits In/Out - C = Lap Time Cancelled

These data/results cannot be reproduced, stored and/or transmitted in whole or in part by any manner of electronic, mechanical, photocopying, recording, broadcasting or otherwise now known or herein after developed without the previous express consent by the copyright owner, except for reproduction in daily press and regular printed publications on sale to the public within 60 days of the event related to those data/results and always provided that copyright symbol appears together as follows below.

© DORNA WSBK ORGANIZATION Srl 2018



PIRELLI Riviera di Rimini Round, 6 - 8 July 2018 World Superbike - Chronological Analysis Free Practice 1st Session

Misano Circuit Sic 58 4.226 m

4 / 4

9	28.573	22.274	26.964	35.730	1'53.541P	262,8	10:00'21.578
10	9'48.226	22.697	27.529	21.969	11'00.421P	262,1	10:11'21.999
11	27.352	22.050	26.569	21.838	1'37.809	262,1	10:12'59.808
12	27.070	21.930	26.550	21.782	1'37.332	262,1	10:14'37.140
13	27.050	21.933	26.565	21.923	1'37.471	264,1	10:16'14.611
14	27.267	22.184	26.956	21.833	1'38.240	262,1	10:17'52.851
15	27.128	22.111	26.615	21.882	1'37.736	261,5	10:19'30.587
16	30.209	23.016	27.933	22.187	1'43.345	257,8	10:21'13.932
17	27.186	21.910	26.770	21.784	1'37.650	264,1	10:22'51.582
18	27.513	22.241	26.842	21.862	1'38.458	263,4	10:24'30.040
19	27.085	21.917	26.483	21.715	1'37.200	264,7	10:26'07.240

21° 45 J. GAGNE (1'37.439)							
Lap	Seg.1	Seg.2	Seg.3	Seg.4	Lap Time	km/h	Local Time
1		23.980	28.323	23.218		249,4	9:46'54.868
2	28.427	22.637	27.208	22.492	1'40.764	261,5	9:48'35.632
3	27.886	22.163	27.009	22.228	1'39.286	262,8	9:50'14.918
4	27.544	22.067	26.596	22.003	1'38.210	264,1	9:51'53.128
5	27.195	22.048	26.640	22.118	1'38.001	262,8	9:53'31.129
6	27.163	22.184	26.575	21.907	1'37.829	261,5	9:55'08.958
7	27.111	22.121	26.545	21.975	1'37.752	260,9	9:56'46.710
8	27.626	22.563	27.001	38.946	1'56.136P	257,1	9:58'42.846
9	5'23.738	23.089	27.168	22.175	6'36.170P	259,6	10:05'19.016
10	27.313	22.185	26.682	21.884	1'38.064	261,5	10:06'57.080
11	27.207	22.060	26.604	21.855	1'37.726	262,8	10:08'34.806
12	27.301	22.045	26.623	21.987	1'37.956	259,0	10:10'12.762
13	27.457	23.732	33.162	36.913	2'01.264P	164,4	10:12'14.026
14	5'26.959	22.554	26.682	21.661	6'37.856P	261,5	10:18'51.882
15	27.137	21.934	26.495	21.879	1'37.445	260,9	10:20'29.327
16	27.158	22.160	26.504	21.720	1'37.542	262,8	10:22'06.869
17	26.900	22.199	26.533	21.807	1'37.439	259,6	10:23'44.308
18	27.258	22.176	26.636	21.829	1'37.899	259,6	10:25'22.207

06/07/2018 P = Pits In/Out - C = Lap Time Cancelled

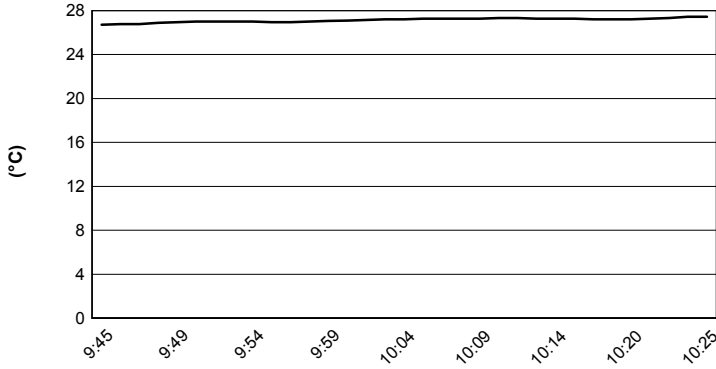
These data/results cannot be reproduced, stored and/or transmitted in whole or in part by any manner of electronic, mechanical, photocopying, recording, broadcasting or otherwise now known or herein after developed without the previous express consent by the copyright owner, except for reproduction in daily press and regular printed publications on sale to the public within 60 days of the event related to those data/results and always provided that copyright symbol appears together as follows below.

© DORNA WSBK ORGANIZATION Srl 2018

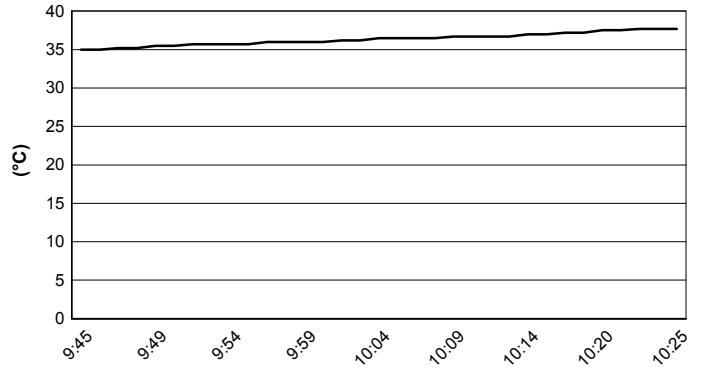
PIRELLI Riviera di Rimini Round, 6 - 8 July 2018
World Superbike - Weather Report Free Practice 1st Session
 Session started 09:45 - Session ended 10:27

Misano Circuit Sic 58 4.226 m

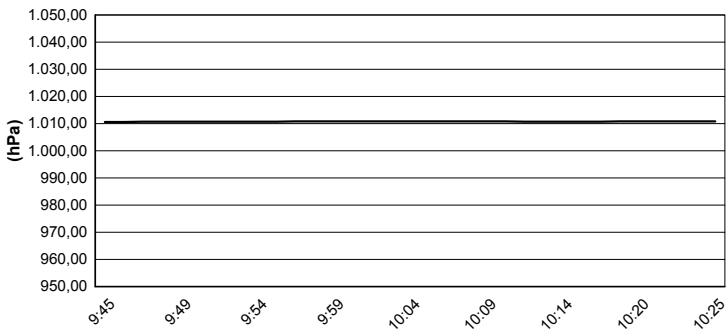
Air Temperature



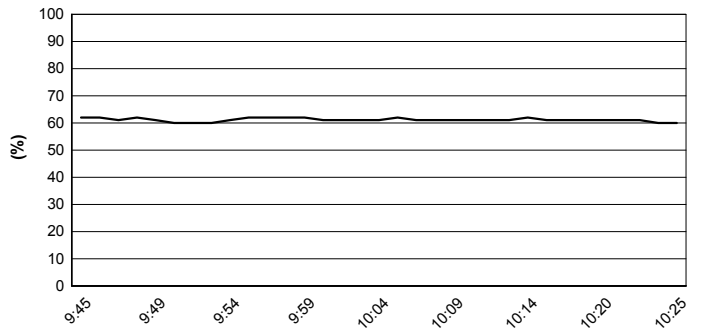
Track Temperature



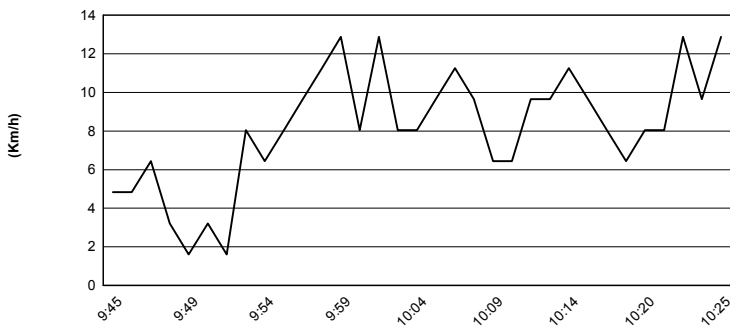
Air Pressure



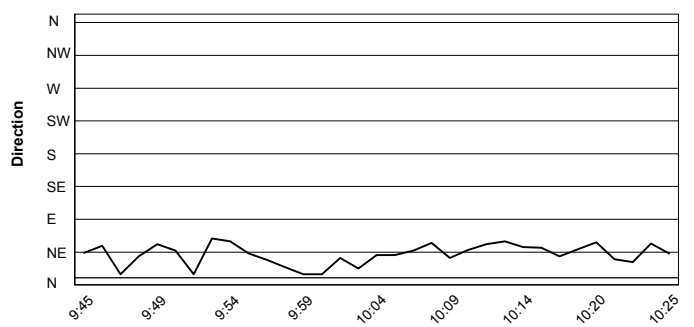
Humidity



Wind Speed



Wind Direction



06/07/2018

These data/results cannot be reproduced, stored and/or transmitted in whole or in part by any manner of electronic, mechanical, photocopying, recording, broadcasting or otherwise now known or herein after developed without the previous express consent by the copyright owner, except for reproduction in daily press and regular printed publications on sale to the public within 60 days of the event related to those data/results and always provided that copyright symbol appears together as follows below.

© DORNA WSBK ORGANIZATION Srl 2018