

PIRELLI Riviera di Rimini Round, 6 - 8 July 2018 World Superbike - Chronological Analysis Free Practice 2nd Session

Misano Circuit Sic 58.4.226 m

1 / 4

1° 32 L. SAVADORI (1'34.562)							
Lap	Seg.1	Seg.2	Seg.3	Seg.4	Lap Time	km/h	Local Time
1		22.622	26.620	31.307		267,3	12:31'58.059
2	26.800	21.758	25.988	21.316	1'35.862	261,5	12:33'33.921
3	26.604	21.693	26.319	21.902	1'36.518	266,0	12:35'10.439
4	26.510	21.649	26.129	21.388	1'35.676	263,4	12:36'46.115
5	27.937	21.863	26.698	21.796	1'38.294	259,6	12:38'24.409
6	26.513	21.712	26.124	21.485	1'35.834	264,1	12:40'00.243
7	27.775	22.418	27.144	35.145	1'52.482P	259,0	12:41'52.725
8	8'07.905	22.185	26.663	21.570	9'18.323P	255,3	12:51'11.048
9	26.518	21.729	26.197	21.333	1'35.777	262,1	12:52'46.825
10	26.437	21.620	26.357	21.494	1'35.908	259,6	12:54'22.733
11	26.500	21.718	26.673	21.585	1'36.476	260,9	12:55'59.209
12	29.140	22.525	27.715	33.488	1'52.868CP	259,0	12:57'52.077
13	5'12.899	26.528	28.552	21.610	6'29.589CP	262,8	13:04'21.666
14	26.212	21.407	25.733	21.210	1'34.562	262,8	13:05'56.228
15	26.444	21.538	26.037	21.515	1'35.534	265,4	13:07'31.762
16	26.555	21.573	25.966	21.542	1'35.636	266,7	13:09'07.398
17	26.568	21.624	25.960	21.495	1'35.647	264,7	13:10'43.045

2° 50 E. LAVERTY (1'35.002)							
Lap	Seg.1	Seg.2	Seg.3	Seg.4	Lap Time	km/h	Local Time
1		22.612	26.893	21.561		259,6	12:31'46.788
2	26.577	21.795	26.233	21.330	1'35.935	260,2	12:33'22.723
3	26.441	21.777	26.175	21.334	1'35.727	261,5	12:34'58.450
4	26.626	21.612	26.628	21.451	1'36.317	257,1	12:36'34.767
5	29.613	25.994	27.307	21.752	1'44.666	251,2	12:38'19.433
6	26.567	23.889	26.303	33.992	1'50.751P	262,1	12:40'10.184
7	5'08.444	23.344	27.260	22.157	6'21.205P	255,3	12:46'31.389
8	26.473	21.634	26.147	21.343	1'35.597	261,5	12:48'06.986
9	26.377	21.619	26.145	21.406	1'35.547	258,4	12:49'42.533
10	26.504	21.585	26.087	21.532	1'35.708	260,2	12:51'18.241
11	29.982	22.819	27.138	35.684	1'55.623P	252,9	12:53'13.864
12	9'24.316	23.043	28.407	21.942	10'37.708P	240,5	13:03'51.572
13	26.391	21.483	25.927	21.201	1'35.002	259,0	13:05'26.574
14	28.752	36.434	31.024	26.078	2'02.288	210,1	13:07'28.862
15	26.408	21.430	25.991	21.363	1'35.192	258,4	13:09'04.054
16	26.324	21.456	26.050	21.427	1'35.257	260,2	13:10'39.311

3° 1 J. REA (1'35.003)							
Lap	Seg.1	Seg.2	Seg.3	Seg.4	Lap Time	km/h	Local Time
1							12:29'50.111
2	47.170	22.375	26.555	31.664	2'07.764P	264,1	12:31'57.875
3	26.739	21.670	25.920	21.517	1'35.846	263,4	12:33'33.721
4	26.469	21.625	26.482	21.499	1'36.075	264,7	12:35'09.799
5	26.336	21.525	25.752	21.390	1'35.003	262,8	12:36'44.799
6	27.210	21.809	26.242	21.564	1'36.825	263,4	12:38'21.624
7	26.324	21.539	25.944	21.551	1'35.358	264,7	12:39'56.982
8	26.267	21.568	25.943	21.324	1'35.102	260,9	12:41'32.084
9	26.528	21.659	26.070	10'55.711	12'09.968P	262,8	12:53'42.052
10	44.215	22.333	26.608	21.896	1'55.052P	260,2	12:55'37.104
11	26.350	21.603	25.996	21.342	1'35.291	262,1	12:57'12.395
12	26.413	21.570	25.793	21.457	1'35.233	262,1	12:58'47.628
13	27.844	22.084	27.136	3'20.491	4'37.555P	260,9	13:03'25.183
14	48.057	22.477	26.850	21.892	1'59.276P	259,6	13:05'24.459
15	26.386	21.586	25.984	21.330	1'35.286	262,1	13:06'59.745
16	26.900	21.823	26.238	21.491	1'36.452	261,5	13:08'36.197
17	27.120	26.210	26.608	22.195	1'42.133	262,1	13:10'18.330

4° 76 L. BAZ (1'35.025)							
Lap	Seg.1	Seg.2	Seg.3	Seg.4	Lap Time	km/h	Local Time
1		22.727	26.692	21.739		261,5	12:31'47.424
2	26.414	21.860	26.092	21.539	1'35.905	262,1	12:33'23.329
3	26.439	21.871	26.395	21.581	1'36.286	260,9	12:34'59.615

4	26.583	21.702	26.089	21.503	1'35.877	260,9	12:36'35.492
5	30.786	24.376	27.231	22.633	1'45.026	250,6	12:38'20.518
6	26.528	22.004	26.269	21.965	1'36.766	257,1	12:39'57.284
7	26.389	21.743	25.941	21.536	1'35.609	261,5	12:41'32.893
8	29.484	22.207	26.609	34.637	1'52.937CP	259,0	12:43'25.830
9	6'44.527	22.184	26.228	21.583	7'54.522P	258,4	12:51'20.352
10	26.329	21.590	25.961	21.544	1'35.424	259,0	12:52'55.776
11	27.878	23.075	26.929	21.932	1'39.814	258,4	12:54'35.590
12	26.263	21.707	28.318	27.953	1'44.241	259,0	12:56'19.831
13	26.426	21.780	25.998	21.671	1'35.875	259,6	12:57'55.706
14	27.553	22.018	26.199	32.226	1'47.996P	257,8	12:59'43.702
15	3'19.242	29.271	26.578	21.818	4'36.909P	260,2	13:04'20.611
16	26.109	21.600	25.898	21.418	1'35.025	262,1	13:05'55.636
17	26.434	21.764	26.168	21.538	1'35.904	263,4	13:07'31.540
18	26.370	21.706	25.938	21.580	1'35.594	262,8	13:09'07.134
19	26.446	21.666	25.966	21.819	1'35.897	262,8	13:10'43.031

5° 22 A. LOWES (1'35.048)							
Lap	Seg.1	Seg.2	Seg.3	Seg.4	Lap Time	km/h	Local Time
1		23.053	27.233	22.376		260,9	12:32'25.400
2	26.534	21.787	26.246	21.589	1'36.156	262,8	12:34'01.556
3	26.627	21.629	26.324	21.483	1'36.063	260,9	12:35'37.619
4	26.557	21.658	26.217	21.478	1'35.910	261,5	12:37'13.529
5	26.574	21.672	26.192	21.384	1'35.822	262,1	12:38'49.351
6	26.557	21.550	26.351	21.493	1'35.951	262,8	12:40'25.302
7	26.591	21.670	26.178	21.522	1'35.961	261,5	12:42'01.263
8	26.628	21.616	26.211	21.572	1'36.027	261,5	12:43'37.290
9	26.552	21.637	26.234	21.443	1'35.866	263,4	12:45'13.156
10	32.561	25.554	27.858	40.256	2'06.229CP	260,2	12:47'19.385
11	7'48.281	23.265	27.763	22.319	9'01.628P	251,7	12:56'21.013
12	26.345	21.625	25.756	21.322	1'35.048	262,8	12:57'56.061
13	26.605	21.512	26.051	21.537	1'35.705	262,1	12:59'31.766
14	26.464	21.598	26.396	21.423	1'35.881	259,6	13:01'07.647
15	26.519	21.553	26.412	21.413	1'35.897	261,5	13:02'43.544
16	26.630	21.651	26.217	21.379	1'35.877	262,8	13:04'19.421
17	26.505	21.656	26.145	21.486	1'35.792	262,1	13:05'55.213
18	26.631	21.534	26.151	21.389	1'35.705	263,4	13:07'30.918
19	26.522	21.563	26.140	21.354	1'35.579C	262,1	13:09'06.497
20	26.598	21.404	25.978	21.425	1'35.405	263,4	13:10'41.902

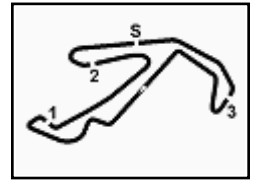
6° 2 L. CAMIER (1'35.211)							
Lap	Seg.1	Seg.2	Seg.3	Seg.4	Lap Time	km/h	Local Time
1		22.909	26.711	22.045		262,1	12:31'50.077
2	26.865	21.930	26.481	21.903	1'37.179	265,4	12:33'27.256
3	26.594	21.755	26.257	21.488	1'36.094	262,1	12:35'03.350
4	26.706	21.699	26.355	32.604	1'47.364P	261,5	12:36'50.714
5	7'46.270	22.424	26.911	21.957	8'57.562P	257,8	12:45'48.276
6	26.223	21.650	25.973	21.488	1'35.334	260,9	12:47'23.610
7	26.357	21.617	26.146	21.572	1'35.692	259,0	12:48'59.302
8	26.486	21.663	26.381	21.586	1'36.116	260,2	12:50'35.418
9	26.488	21.597	26.198	21.548	1'35.831C	262,8	12:52'11.249
10	28.429	22.048	26.960	21.506	1'38.943	248,3	12:53'50.192
11	26.576	21.787	26.390	32.775	1'47.528CP	259,6	12:55'37.720
12	5'16.327	22.837	26.448	21.985	6'27.597P	258,4	13:02'05.317
13	26.298	21.639	25.984	21.341	1'35.262	260,9	13:03'40.579
14	28.755	24.862	28.810	22.034	1'44.461	194,9	13:05'25.040
15	26.268	21.616	25.977	21.350	1'35.211	261,5	13:07'00.251
16	27.029	21.792	25.969	21.456	1'36.246	263,4	13:08'36.497
17	26.662	21.858	26.111	21.509	1'36.140C	256,5	13:10'12.637

7° 33 M. MELANDRI (1'35.294)							
Lap	Seg.1	Seg.2	Seg.3	Seg.4	Lap Time	km/h	Local Time
1							12:30'22.914
2	44.736	23.619	27.947	22.331	1'58.633P	260,2	12:32'21.547

06/07/2018 P = Pits In/Out - C = Lap Time Cancelled

These data/results cannot be reproduced, stored and/or transmitted in whole or in part by any manner of electronic, mechanical, photocopying, recording, broadcasting or otherwise now known or herein after developed without the previous express consent by the copyright owner, except for reproduction in daily press and regular printed publications on sale to the public within 60 days of the event related to those data/results and always provided that copyright symbol appears together as follows below.

© DORNA WSBK ORGANIZATION Srl 2018



PIRELLI Riviera di Rimini Round, 6 - 8 July 2018

World Superbike - Chronological Analysis Free Practice 2nd Session

Misano Circuit Sic 58 4.226 m

2 / 4

3	26.934	21.712	27.848	25.323	1'41.817	264,7	12:34'03.364	5	26.613	25.425	27.833	22.002	1'41.873	259,0	12:37'35.431
4	26.889	21.483	26.277	21.350	1'35.999	262,8	12:35'39.363	6	26.548	21.568	26.007	21.329	1'35.452	261,5	12:39'10.883
5	26.634	21.333	26.322	21.283	1'35.572	264,7	12:37'14.935	7	27.739	22.534	26.894	5'16.572	6'33.739P	259,6	12:45'44.622
6	26.609	21.471	26.137	21.293	1'35.510	267,3	12:38'50.445	8	43.987	22.432	27.119	21.683	1'55.221P	259,6	12:47'39.843
7	31.409	22.601	27.279	7'17.401	8'38.690CP	262,1	12:47'29.135	9	26.570	21.751	26.457	21.561	1'36.339	257,8	12:49'16.182
8	44.431	22.314	26.723	22.054	1'55.522P	263,4	12:49'24.657	10	26.568	21.859	26.213	21.576	1'36.216	259,0	12:50'52.398
9	26.652	21.486	26.337	21.395	1'35.870	264,7	12:51'00.527	11	27.957	22.457	27.192	8'05.204	9'22.810P	259,0	13:00'15.208
10	29.041	22.291	26.644	21.648	1'39.624	264,1	12:52'40.151	12	46.360	22.965	26.960	39.596	2'15.881P	259,6	13:02'31.089
11	26.755	21.394	26.933	21.660	1'36.742C	264,1	12:54'16.893	13	51.937	21.964	27.909	21.937	2'03.747P	258,4	13:04'34.836
12	26.489	21.350	26.147	21.308	1'35.294	266,0	12:55'52.187	14	26.511	24.192	26.718	21.437	1'38.858	260,9	13:06'13.694
13	29.775	22.348	27.088	4'43.747	6'02.958CP	263,4	13:01'55.145	15	26.476	21.698	26.042	21.368	1'35.584	260,9	13:07'49.278
14	51.521	23.363	27.669	22.112	2'04.665CP	263,4	13:03'59.810	16	26.550	21.526	26.137	21.464	1'35.677	260,2	13:09'24.955
15	27.157	21.718	26.411	21.983	1'37.269	266,0	13:05'37.079	17	30.100	22.346	27.227	21.834	1'41.507	260,2	13:11'06.462
16	26.690	21.792	26.854	21.707	1'37.043	259,6	13:07'14.122								
17	26.510	21.421	26.365	21.407	1'35.703	265,4	13:08'49.825								
18	26.572	21.571	26.205	21.493	1'35.841	266,0	13:10'25.666								

11° 21 M. RINALDI (1'35.439)

Lap	Seg.1	Seg.2	Seg.3	Seg.4	Lap Time	km/h	Local Time
1							12:30'33.489
2	44.075	22.790	27.312	21.889	1'56.066P	261,5	12:32'29.555
3	26.789	21.761	26.633	21.517	1'36.700	261,5	12:34'06.255
4	26.844	21.642	26.447	21.493	1'36.426	262,8	12:35'42.681
5	26.609	21.494	26.409	21.366	1'35.878	263,4	12:37'18.559
6	27.863	22.961	27.820	6'09.073	7'27.717P	260,2	12:44'46.276
7	49.471	26.146	32.914	23.362	2'11.893P	222,7	12:46'58.169
8	27.165	22.191	27.200	8'18.100	9'34.656P	261,5	12:56'32.825
9	43.927	21.991	26.899	21.583	1'54.400P	262,1	12:58'27.225
10	26.682	21.569	26.556	21.368	1'36.175	262,8	13:00'03.400
11	27.279	22.176	27.573	2'39.422	3'56.450P	255,3	13:03'59.850
12	53.664	22.389	27.283	22.741	2'06.077P	262,1	13:06'05.927
13	26.547	21.456	26.503	21.385	1'35.891	263,4	13:07'41.818
14	26.706	22.198	28.429	21.935	1'39.268	247,7	13:09'21.086
15	26.380	21.328	26.374	21.357	1'35.439	261,5	13:10'56.525

12° 60 M. VAN DER MARK (1'35.663)

Lap	Seg.1	Seg.2	Seg.3	Seg.4	Lap Time	km/h	Local Time
1						260,2	12:32'06.602
2	26.893	21.936	26.515	21.722	1'37.066	261,5	12:33'43.668
3	26.737	21.824	26.412	21.704	1'36.677	261,5	12:35'20.345
4	26.685	24.028	26.341	21.745	1'38.799	260,2	12:36'59.144
5	26.602	21.662	26.535	21.626	1'36.425C	261,5	12:38'35.569
6	31.317	21.934	26.607	34.496	1'54.354P	254,1	12:40'29.923
7	5'45.452	22.010	26.209	21.665	6'55.336P	259,0	12:47'25.259
8	26.594	21.863	26.241	21.538	1'36.236	259,0	12:49'01.495
9	26.556	21.612	26.272	21.611	1'36.051	259,0	12:50'37.546
10	26.685	21.696	26.431	33.617	1'48.429P	259,0	12:52'25.975
11	4'39.070	21.876	26.427	21.693	5'49.066P	258,4	12:58'15.041
12	26.320	21.731	26.051	21.561	1'35.663	261,5	12:59'50.704
13	26.354	21.568	26.189	21.604	1'35.715	260,2	13:01'26.419
14	26.586	21.579	26.206	21.650	1'36.021	260,9	13:03'02.440
15	26.106	22.025	26.400	31.317	1'45.848P	260,2	13:04'48.288
16	4'15.226	21.759	26.360	21.704	5'25.049P	260,2	13:10'13.337

13° 81 J. TORRES (1'35.807)

Lap	Seg.1	Seg.2	Seg.3	Seg.4	Lap Time	km/h	Local Time
1						255,9	12:31'49.736
2	26.995	21.952	26.479	21.503	1'36.929	260,2	12:33'26.665
3	26.672	21.789	26.333	21.443	1'36.237	258,4	12:35'02.902
4	26.868	21.814	27.989	11'08.112	12'24.783P	254,7	12:47'27.685
5	46.106	22.471	26.756	21.993	1'57.326P	255,9	12:49'25.011
6	26.581	21.690	26.189	21.383	1'35.843	261,5	12:51'00.854
7	26.433	21.555	26.483	21.390	1'35.861	259,0	12:52'36.715
8	26.759	21.586	26.433	21.437	1'36.215	257,8	12:54'12.930
9	26.539	21.600	26.298	21.421	1'35.858	259,0	12:55'48.788
10	27.036	21.811	26.585	4'30.181	5'45.613P	252,3	13:01'34.401
11	43.246	22.489	26.687	21.544	1'53.966P	257,1	13:03'28.367

8° 12 X. FORES (1'35.364)

Lap	Seg.1	Seg.2	Seg.3	Seg.4	Lap Time	km/h	Local Time
1							12:30'13.555
2	45.163	22.748	27.010	21.681	1'56.602P	263,4	12:32'10.157
3	26.713	21.707	26.248	21.292	1'35.960	264,7	12:33'46.117
4	26.540	21.427	26.495	21.509	1'35.971	268,0	12:35'22.088
5	26.532	21.410	26.258	21.311	1'35.511	264,7	12:36'57.599
6	26.589	21.444	33.900	22.288	1'44.221	136,5	12:38'41.820
7	26.657	29.599	26.601	21.443	1'44.300	266,7	12:40'26.120
8	26.522	21.392	26.203	21.276	1'35.393	265,4	12:42'01.513
9	26.740	21.647	26.228	21.405	1'36.200	266,0	12:43'37.533
10	27.539	22.900	26.478	21.460	1'38.377	264,7	12:45'15.910
11	26.562	21.517	26.461	21.328	1'35.868	262,8	12:46'51.778
12	31.190	27.718	26.748	21.567	1'47.223	263,4	12:48'39.001
13	26.572	21.543	26.412	21.325	1'35.852	263,4	12:50'14.853
14	26.649	27.203	27.969	10'14.527	11'36.348P	254,7	13:01'51.201
15	51.690	22.277	27.036	21.876	2'02.879P	262,1	13:03'54.080
16	26.435	21.533	26.279	21.470	1'35.717	264,7	13:05'29.797
17	27.121	30.790	33.177	25.449	1'56.537	138,8	13:07'26.334
18	27.855	23.308	26.221	21.234	1'38.618	266,0	13:09'04.952
19	26.519	21.392	26.191	21.262	1'35.364	265,4	13:10'40.316

9° 7 C. DAVIES (1'35.369)

Lap	Seg.1	Seg.2	Seg.3	Seg.4	Lap Time	km/h	Local Time
1							12:30'37.666
2	47.131	23.604	28.807	22.337	2'01.879P	261,5	12:32'39.545
3	26.743	21.713	26.700	25.374	1'40.530	256,5	12:34'20.075
4	26.523	21.562	26.407	21.534	1'36.026	264,1	12:35'56.101
5	26.711	21.506	26.206	21.268	1'35.691	262,1	12:37'31.792
6	26.415	21.380	26.391	21.280	1'35.466	263,4	12:39'07.258
7	27.714	22.848	27.710	7'54.927	9'13.199P	253,5	12:48'20.457
8	43.965	26.153	27.119	21.822	1'59.059P	259,0	12:50'19.516
9	26.409	21.465	26.331	21.481	1'35.686	262,1	12:51'55.202
10	26.518	21.451	26.390	21.390	1'35.749	262,1	12:53'30.951
11	26.431	21.375	26.286	21.348	1'35.440	262,1	12:55'06.391
12	27.886	22.519	28.042	7'20.742	8'39.189P	249,4	13:03'45.580
13	45.408	22.672	26.831	21.772	1'56.683P	260,2	13:05'42.263
14	26.473	21.444	26.261	21.341	1'35.519	262,8	13:07'17.782
15	26.415	21.464	26.103	21.387	1'35.369	264,1	13:08'53.151
16	26.403	21.329	26.381	21.417	1'35.530	262,1	13:10'28.681

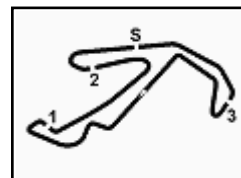
10° 66 T. SYKES (1'35.385)

Lap	Seg.1	Seg.2	Seg.3	Seg.4	Lap Time	km/h	Local Time
1							12:30'30.822
2	52.912	23.920	27.700	27.149	2'11.681P	260,2	12:32'42.503
3	26.653	21.659	25.944	21.414	1'35.670	262,1	12:34'18.173
4	26.434	21.621	26.039	21.291	1'35.385	260,2	12:35'53.558

06/07/2018 P = Pits In/Out - C = Lap Time Cancelled

These data/results cannot be reproduced, stored and/or transmitted in whole or in part by any manner of electronic, mechanical, photocopying, recording, broadcasting or otherwise now known or herein after developed without the previous express consent by the copyright owner, except for reproduction in daily press and regular printed publications on sale to the public within 60 days of the event related to those data/results and always provided that copyright symbol appears together as follows below.

© DORNA WSBK ORGANIZATION Srl 2018



PIRELLI Riviera di Rimini Round, 6 - 8 July 2018

World Superbike - Chronological Analysis Free Practice 2nd Session

Misano Circuit Sic 58.4.226 m

3 / 4

12	26.603	21.753	26.887	21.709	1'36.952	256,5	13:05'05.319
13	26.445	21.667	26.141	21.554	1'35.807	259,0	13:06'41.126
14	26.479	21.703	26.094	22.005	1'36.281C	260,2	13:08'17.407

17° 40 R. RAMOS (1'36.777)							
Lap	Seg.1	Seg.2	Seg.3	Seg.4	Lap Time	km/h	Local Time
1		22.649	26.912	22.184		257,8	12:31'47.791
2	27.096	22.014	26.534	22.043	1'37.687	259,0	12:33'25.478
3	26.904	22.019	26.593	21.747	1'37.263	259,0	12:35'02.741
4	26.715	21.999	26.478	21.897	1'37.089	255,9	12:36'39.830
5	30.880	23.371	26.676	22.049	1'42.976	260,2	12:38'22.806
6	26.611	21.982	26.459	21.851	1'36.903C	257,8	12:39'59.709
7	27.424	28.491	26.625	21.813	1'44.353	254,7	12:41'44.062
8	26.649	22.019	26.517	32.502	1'47.687P	257,1	12:43'31.749
9	10'30.444	25.602	26.907	21.857	1'14.810P	255,9	12:55'16.559
10	26.533	22.031	26.622	21.690	1'36.880	253,5	12:56'53.439
11	26.513	22.019	26.464	21.781	1'36.777	253,5	12:58'30.216
12	28.037	28.642	27.985	34.893	1'59.557P	255,3	13:00'29.773
13	3'36.512	28.656	28.351	22.119	4'55.638P	204,9	13:05'25.411
14	26.428	22.051	26.822	21.687	1'36.693C	255,9	13:07'02.104
15	26.570	21.929	26.359	21.700	1'36.558C	255,9	13:08'38.662
16	27.867	22.199	26.472	22.088	1'38.626	255,9	13:10'17.288

14° 36 L. MERCADO (1'35.941)							
Lap	Seg.1	Seg.2	Seg.3	Seg.4	Lap Time	km/h	Local Time
1		22.977	26.607	21.822		262,8	12:31'48.390
2	26.824	21.961	26.435	21.746	1'36.966	263,4	12:33'25.356
3	26.591	22.033	26.324	21.513	1'36.461	260,2	12:35'01.817
4	26.611	21.933	26.150	21.687	1'36.381	262,1	12:36'38.198
5	26.688	21.880	26.403	21.594	1'36.565	259,6	12:38'14.763
6	29.192	26.150	26.449	21.688	1'43.479	263,4	12:39'58.242
7	26.502	21.811	26.308	21.538	1'36.159	259,6	12:41'34.401
8	26.702	22.065	26.321	33.739	1'48.827P	260,2	12:43'23.228
9	8'40.613	26.041	27.139	21.741	9'55.534P	255,9	12:53'18.762
10	26.828	22.128	26.539	21.699	1'37.194	256,5	12:54'55.956
11	26.663	21.988	26.455	21.607	1'36.713	260,9	12:56'32.669
12	26.583	21.824	26.396	21.661	1'36.464	260,2	12:58'09.133
13	28.459	22.218	26.740	32.235	1'49.652P	259,0	12:59'58.785
14	4'31.932	23.392	26.674	21.958	5'43.956P	259,6	13:05'42.741
15	26.479	21.824	26.219	21.419	1'35.941	260,9	13:07'18.682
16	26.371	21.773	26.232	21.596	1'35.972	261,5	13:08'54.654
17	26.474	21.785	26.248	21.476	1'35.983	261,5	13:10'30.637

18° 24 A. ANDREOZZI (1'37.317)							
Lap	Seg.1	Seg.2	Seg.3	Seg.4	Lap Time	km/h	Local Time
1		23.383	30.073	24.002		248,3	12:32'07.077
2	27.042	22.148	26.715	21.690	1'37.595	260,9	12:33'44.672
3	26.992	21.919	26.774	22.096	1'37.781	257,8	12:35'22.453
4	27.266	22.044	26.725	21.843	1'37.878	258,4	12:37'00.331
5	27.117	21.933	26.687	21.897	1'37.634C	256,5	12:38'37.965
6	31.343	25.895	31.398	34.713	2'03.349P	191,8	12:40'41.314
7	4'49.970	30.141	30.476	22.233	6'12.820P	215,1	12:46'54.134
8	27.118	21.991	26.747	21.810	1'37.666	254,1	12:48'31.800
9	27.305	23.050	27.717	32.630	1'50.702CP	254,7	12:50'22.502
10	4'32.590	24.658	32.849	23.753	5'53.850P	215,1	12:56'16.352
11	31.858	22.602	27.249	22.012	1'43.721	248,8	12:58'00.073
12	27.198	21.965	26.563	21.754	1'37.480	255,9	12:59'37.553
13	28.624	22.229	26.716	21.864	1'39.433C	254,7	13:01'16.986
14	27.022	21.918	26.701	21.748	1'37.389	256,5	13:02'54.375
15	26.976	21.934	26.590	21.817	1'37.317	255,9	13:04'31.692
16	29.593	28.234	29.846	34.263	2'01.936CP	218,2	13:06'33.628
17	3'35.174	23.674	28.041	23.136	4'50.025P	253,5	13:11'23.653

15° 94 N. CANEPA (1'36.136)							
Lap	Seg.1	Seg.2	Seg.3	Seg.4	Lap Time	km/h	Local Time
1		23.764	29.356	24.298		211,4	12:31'56.177
2	29.205	22.456	26.748	21.720	1'40.129	260,9	12:33'36.306
3	26.851	22.049	26.427	21.602	1'36.929	261,5	12:35'13.235
4	26.771	21.876	26.432	21.720	1'36.799	261,5	12:36'50.034
5	26.959	22.068	26.408	21.643	1'37.078	259,6	12:38'27.112
6	26.753	22.145	26.511	34.667	1'50.076P	260,2	12:40'17.188
7	7'02.456	26.399	29.218	24.555	8'22.628P	252,3	12:48'39.816
8	26.722	22.011	26.491	21.628	1'36.852	259,6	12:50'16.668
9	26.813	21.972	26.607	21.615	1'37.007	259,0	12:51'53.675
10	29.137	22.159	26.369	21.663	1'39.328	258,4	12:53'33.003
11	26.734	21.889	26.383	21.697	1'36.703	259,0	12:55'09.706
12	31.329	23.139	28.105	33.121	1'55.694P	241,6	12:57'05.400
13	5'54.071	28.494	32.872	21.963	7'17.400P	168,0	13:04'22.800
14	26.683	21.900	26.318	21.607	1'36.508	260,2	13:05'59.308
15	26.508	21.855	26.149	21.624	1'36.136	262,1	13:07'35.444
16	28.002	24.797	33.315	23.799	1'49.913	161,7	13:09'25.357
17	26.731	21.986	26.281	21.644	1'36.642	259,6	13:11'01.999

19° 54 T. RAZGATLIOGLU (1'37.343)							
Lap	Seg.1	Seg.2	Seg.3	Seg.4	Lap Time	km/h	Local Time
1		22.976	27.163	22.633		259,6	12:31'52.503
2	29.731	25.867	27.141	22.280	1'45.019C	257,8	12:33'37.522
3	27.305	22.207	26.950	22.045	1'38.507C	255,9	12:35'16.029
4	27.340	27.993	27.303	22.009	1'44.645C	260,9	12:37'00.674
5	27.183	21.933	26.931	22.353	1'38.400	257,8	12:38'39.074
6	27.336	22.137	27.200	33.560	1'50.233P	247,7	12:40'29.307
7	10'05.807	24.654	29.084	23.157	11'22.702P	246,6	12:51'52.009
8	31.026	22.848	26.899	21.954	1'42.727	255,9	12:53'34.736
9	26.969	21.930	26.721	21.723	1'37.343	253,5	12:55'12.079
10	28.371	25.681	27.264	22.465	1'43.781C	253,5	12:56'55.860
11	26.905	21.959	26.665	21.913	1'37.442	252,9	12:58'33.302
12	26.945	21.920	26.713	21.815	1'37.393	253,5	13:00'10.695
13	30.715	26.749	31.589	26.127	1'55.180	197,4	13:02'05.875
14	27.018	22.058	26.747	21.927	1'37.750	255,3	13:03'43.625
15	26.987	22.017	26.786	26.719	1'42.509	251,2	13:05'26.134
16	31.809	25.548	27.955	33.285	1'58.597P	250,0	13:07'24.731

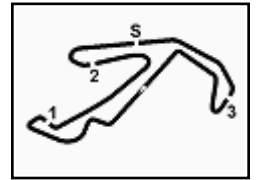
16° 68 Y. HERNANDEZ (1'36.705)							
Lap	Seg.1	Seg.2	Seg.3	Seg.4	Lap Time	km/h	Local Time
1		23.111	27.457	22.248		259,6	12:31'51.929
2	27.059	22.259	26.764	21.843	1'37.925	259,0	12:33'29.854
3	26.931	22.205	26.817	21.658	1'37.611	257,1	12:35'07.465
4	26.837	22.127	26.474	21.777	1'37.215	258,4	12:36'44.680
5	26.898	21.955	26.865	21.679	1'37.397	257,8	12:38'22.077
6	26.674	25.088	26.856	33.474	1'52.092P	259,0	12:40'14.169
7	7'36.985	22.926	26.736	21.652	8'48.299P	257,8	12:49'02.468
8	26.642	22.162	26.393	21.582	1'36.779	259,0	12:50'39.247
9	26.777	21.989	39.203	26.702	1'54.671	119,3	12:52'33.918
10	26.684	21.953	26.693	21.553	1'36.883	257,1	12:54'10.801
11	26.741	22.091	26.555	21.599	1'36.986	256,5	12:55'47.787
12	26.583	21.985	26.544	21.593	1'36.705	257,1	12:57'24.492
13	26.634	21.949	26.582	21.631	1'36.796	257,1	12:59'01.288
14	27.859	22.893	27.088	33.989	1'51.829P	256,5	13:00'53.117
15	4'32.586	22.710	27.537	26.186	5'49.019CP	254,7	13:06'42.136
16	26.683	22.209	26.668	21.631	1'37.191	259,0	13:08'19.327
17	26.793	21.993	28.791	27.647	1'45.224	254,1	13:10'04.551

20° 45 J. GAGNE (1'37.518)							
Lap	Seg.1	Seg.2	Seg.3	Seg.4	Lap Time	km/h	Local Time
1		23.570	27.500	22.254		251,2	12:31'51.391
2	35.016	24.890	29.060	39.087	2'08.053P	210,5	12:33'59.444
3	20'11.272	23.200	26.963	22.107	21'23.542P	258,4	12:55'22.986
4	27.112	22.265	26.735	21.782	1'37.894	260,2	12:57'00.880

06/07/2018 P = Pits In/Out - C = Lap Time Cancelled

These data/results cannot be reproduced, stored and/or transmitted in whole or in part by any manner of electronic, mechanical, photocopying, recording, broadcasting or otherwise now known or herein after developed without the previous express consent by the copyright owner, except for reproduction in daily press and regular printed publications on sale to the public within 60 days of the event related to those data/results and always provided that copyright symbol appears together as follows below.

© DORNA WSBK ORGANIZATION Srl 2018



PIRELLI Riviera di Rimini Round, 6 - 8 July 2018
World Superbike - Chronological Analysis Free Practice 2nd Session

Misano Circuit Sic 58 4.226 m

4 / 4

5	26.997	22.165	26.627	21.853	1'37.642	260,9	12:58'38.522
6	27.088	22.246	26.439	21.745	1'37.518	260,2	13:00'16.040
7	27.156	22.112	26.659	21.727	1'37.654	257,1	13:01'53.694
8	29.896	26.356	27.405	23.961	1'47.618	256,5	13:03'41.312
9	26.990	22.821	28.737	22.069	1'40.617	233,8	13:05'21.929
10	27.000	22.153	26.616	21.809	1'37.578	260,2	13:06'59.507
11	28.364	23.132	26.433	21.714	1'39.643	261,5	13:08'39.150
12	26.955	22.092	27.325	23.229	1'39.601C	259,0	13:10'18.751

21° 99 P. JACOBSEN (1'37.717)							
Lap	Seg.1	Seg.2	Seg.3	Seg.4	Lap Time	km/h	Local Time
1		23.123	27.578	22.220		262,1	12:31'53.689
2	27.402	22.107	26.558	22.107	1'38.174	263,4	12:33'31.863
3	27.459	22.173	26.762	22.105	1'38.499	264,7	12:35'10.362
4	27.456	21.908	26.477	21.942	1'37.783	262,8	12:36'48.145
5	27.732	24.196	27.515	34.191	1'53.634P	263,4	12:38'41.779
6	6'12.922	22.725	27.337	22.041	7'25.025P	258,4	12:46'06.804
7	27.053	22.147	26.535	22.085	1'37.820	262,1	12:47'44.624
8	28.510	22.301	26.962	23.050	1'40.823	259,6	12:49'25.447
9	27.108	21.997	26.432	22.180	1'37.717	260,2	12:51'03.164
10	28.481	22.417	27.521	33.102	1'51.521P	258,4	12:52'54.685
11	10'05.318	23.077	28.374	22.055	11'18.824P	256,5	13:04'13.509
12	27.128	22.053	26.966	22.013	1'38.160	260,2	13:05'51.669
13	27.135	22.173	26.675	22.267	1'38.250	259,6	13:07'29.919
14	29.474	22.543	26.998	21.995	1'41.010	262,1	13:09'10.929
15	27.247	22.148	27.576	22.440	1'39.411	260,2	13:10'50.340

06/07/2018 P = Pits In/Out - C = Lap Time Cancelled

These data/results cannot be reproduced, stored and/or transmitted in whole or in part by any manner of electronic, mechanical, photocopying, recording, broadcasting or otherwise now known or herein after developed without the previous express consent by the copyright owner, except for reproduction in daily press and regular printed publications on sale to the public within 60 days of the event related to those data/results and always provided that copyright symbol appears together as follows below.

© DORNA WSBK ORGANIZATION Srl 2018

