



## PIRELLI Riviera di Rimini Round, 6 - 8 July 2018

### World Superbike - Results Free Practice 4th Session

Misano Circuit Sic 58 4.226 m

1 / 2

No.	Rider	Nat	Team	Bike	Class	Time	Gap	Rel.	Laps	Speed	
										Avg	Max
1	1 J. REA	GBR	Kawasaki Racing Team WorldSBK	Kawasaki ZX-10RR		<b>1'34.445</b>			13	161,084	<b>266,7</b>
2	7 C. DAVIES	GBR	Aruba.it Racing - Ducati	Ducati Panigale R		<b>1'34.818</b>	0.373	0.373	12	160,451	<b>268,7</b>
3	66 T. SYKES	GBR	Kawasaki Racing Team WorldSBK	Kawasaki ZX-10RR		<b>1'34.897</b>	0.452	0.079	11	160,317	<b>265,4</b>
4	32 L. SAVADORI	ITA	Milwaukee Aprilia	Aprilia RSV4 RF		<b>1'34.973</b>	0.528	0.076	10	160,189	<b>267,3</b>
5	22 A. LOWES	GBR	Pata Yamaha Official WorldSBK Team	Yamaha YZF R1		<b>1'35.164</b>	0.719	0.191	12	159,867	<b>266,7</b>
6	76 L. BAZ	FRA	GULF ALTHEA BMW Racing Team	BMW S 1000 RR		<b>1'35.217</b>	0.772	0.053	12	159,778	<b>266,0</b>
7	12 X. FORES	ESP	Barni Racing Team	Ducati Panigale R	IND	<b>1'35.263</b>	0.818	0.046	9	159,701	<b>268,7</b>
8	60 M. VAN DER MARK	NED	Pata Yamaha Official WorldSBK Team	Yamaha YZF R1		<b>1'35.344</b>	0.899	0.081	9	159,565	<b>265,4</b>
9	50 E. LAVERTY	IRL	Milwaukee Aprilia	Aprilia RSV4 RF		<b>1'35.397</b>	0.952	0.053	9	159,477	<b>267,3</b>
10	2 L. CAMIER	GBR	Red Bull Honda World Superbike Team	Honda CBR1000RR		<b>1'35.463</b>	1.018	0.066	9	159,366	<b>262,8</b>
11	94 N. CANEPA	ITA	Yamaha Motor Europe	Yamaha YZF R1	IND	<b>1'35.962</b>	1.517	0.499	10	158,538	<b>268,0</b>
12	81 J. TORRES	ESP	MV Agusta Reparto Corse	MV Agusta 1000 F4		<b>1'35.978</b>	1.533	0.016	4	158,511	<b>261,5</b>
13	21 M. RINALDI	ITA	Aruba.it Racing - Junior Team	Ducati Panigale R	IND	<b>1'36.056</b>	1.611	0.078	9	158,383	<b>266,0</b>
14	40 R. RAMOS	ESP	Team GoEleven Kawasaki	Kawasaki ZX-10RR	IND	<b>1'36.073</b>	1.628	0.017	12	158,355	<b>263,4</b>
15	45 J. GAGNE	USA	Red Bull Honda World Superbike Team	Honda CBR1000RR		<b>1'36.113</b>	1.668	0.040	9	158,289	<b>266,0</b>
16	36 L. MERCADO	ARG	Orelac Racing VerdNatura	Kawasaki ZX-10RR	IND	<b>1'36.116</b>	1.671	0.003	10	158,284	<b>265,4</b>
17	54 T. RAZGATLIOGLU	TUR	Kawasaki Puccetti Racing	Kawasaki ZX-10RR	IND	<b>1'36.146</b>	1.701	0.030	11	158,234	<b>262,8</b>
18	68 Y. HERNANDEZ	COL	Team Pedercini Racing	Kawasaki ZX-10RR	IND	<b>1'36.514</b>	2.069	0.368	9	157,631	<b>264,1</b>
19	24 A. ANDREOZZI	ITA	Guandalini Racing	Yamaha YZF R1	IND	<b>1'37.297</b>	2.852	0.783	9	156,362	<b>259,6</b>
20	99 P. JACOBSEN	USA	TripleM Honda World Superbike Team	Honda CBR1000RR	IND	<b>1'37.364</b>	2.919	0.067	9	156,255	<b>267,3</b>
21	33 M. MELANDRI	ITA	Aruba.it Racing - Ducati	Ducati Panigale R					0		

AIR	Humidity:	66%	Temp:	24°C
TRACK	Condition:	Dry	Temp:	29°C

Records	Pole (SP2)	2017 T.Sykes	1'33.662	162,430	Km/h
	Race (RC2)	2015 J.Rea	1'34.720	160,620	Km/h
	Circuit (SP2)	2017 T.Sykes	1'33.662	162,430	Km/h

Start 07/07/2018 08:45 End 09:06 The results are provisional until the end of the time limit for protests and appeals and the completion of the technical checks.

These data/results cannot be reproduced, stored and/or transmitted in whole or in part by any manner of electronic, mechanical, photocopying, recording, broadcasting or otherwise now known or herein after developed without the previous express consent by the copyright owner, except for reproduction in daily press and regular printed publications on sale to the public within 60 days of the event related to those data/results and always provided that copyright symbol appears together as follows below.

© DORNA WSBK ORGANIZATION Srl 2018


**PIRELLI Riviera di Rimini Round, 6 - 8 July 2018**
**World Superbike - Results Free Practice 4th Session**

Misano Circuit Sic 58 4.226 m

2 / 2

**Session Highlights**

Local Time	No. Rider	Description
08.45.00		Start
08.45.03		WorldSBK Pit Intervention Time: 1m 3secs
08.47.09	33 M. MELANDRI	Technical Problem - Turn 10
08.50.22	40 R. RAMOS	Lap Cancelled (1'37.174) - Exceeded Track Limits - Turn 11
08.51.14	2 L. CAMIER	Lap Cancelled (1'36.153) - Exceeded Track Limits - Turn 11
08.51.19	21 M. RINALDI	Lap Cancelled (1'36.778) - Exceeded Track Limits - Turn 11
08.51.50	40 R. RAMOS	Lap Cancelled (1'38.850) - Exceeded Track Limits - Turn 11
08.53.16	81 J. TORRES	Stop - Technical Problem
08.57.48	50 E. LAVERTY	Lap Cancelled (1'35.283) - Exceeded Track Limits - Turn 11
08.58.41	54 T. RAZGATLIOGLU	Lap Cancelled (1'46.604) - Exceeded Track Limits - Turn 11
09.00.07	60 M. VAN DER MARK	Lap Cancelled (1'37.191) - Exceeded Track Limits - Turn 11
09.01.08	7 C. DAVIES	On the Gravel - Re-Joined - Turn 1
09.02.33	21 M. RINALDI	Lap Cancelled (1'35.734) - Exceeded Track Limits - Turn 11
09.03.13	32 L. SAVADORI	On the Gravel - Re-Joined - Turn 8
09.04.09	21 M. RINALDI	Lap Cancelled (1'36.159) - Exceeded Track Limits - Turn 11
09.05.26	40 R. RAMOS	Lap Cancelled (1'43.606) - Exceeded Track Limits - Turn 11
09.05.29	22 A. LOWES	Lap Cancelled (1'35.614) - Exceeded Track Limits - Turn 11
09.05.32	54 T. RAZGATLIOGLU	Lap Cancelled (1'41.713) - Exceeded Track Limits - Turn 11
09.06.43		End Of Session

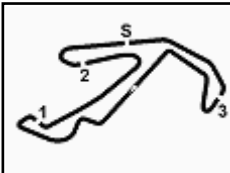
**Fastest Laps Sequence**

No. Rider	Nat	Team	Bike	Local Time	Time	Gap	Avg
1 J. REA	GBR	Kawasaki Racing Team WorldSBK	Kawasaki ZX-10RR	08:48'21.440	<b>1'35.311</b>		159,621
1 J. REA	GBR	Kawasaki Racing Team WorldSBK	Kawasaki ZX-10RR	08:49'56.447	<b>1'35.007</b>	-0.304	160,131
1 J. REA	GBR	Kawasaki Racing Team WorldSBK	Kawasaki ZX-10RR	08:51'31.055	<b>1'34.608</b>	-0.399	160,807
1 J. REA	GBR	Kawasaki Racing Team WorldSBK	Kawasaki ZX-10RR	09:00'59.209	<b>1'34.445</b>	-0.163	161,084

07/07/2018 Start 08:45 End 09:06 The results are provisional until the end of the time limit for protests and appeals and the completion of the technical checks.

These data/results cannot be reproduced, stored and/or transmitted in whole or in part by any manner of electronic, mechanical, photocopying, recording, broadcasting or otherwise now known or herein after developed without the previous express consent by the copyright owner, except for reproduction in daily press and regular printed publications on sale to the public within 60 days of the event related to those data/results and always provided that copyright symbol appears together as follows below.

© DORNA WSBK ORGANIZATION Srl 2018



## PIRELLI Riviera di Rimini Round, 6 - 8 July 2018

### World Superbike - Best Sectors & Speed Free Practice 4th Session

Misano Circuit Sic 58 4.226 m

BEST LAP			
1	1 J. REA	Kawasaki ZX-10RR	1'34.445
2	7 C. DAVIES	Ducati Panigale R	1'34.818
3	66 T. SYKES	Kawasaki ZX-10RR	1'34.897
4	32 L. SAVADORI	Aprilia RSV4 RF	1'34.973
5	22 A. LOWES	Yamaha YZF R1	1'35.164
6	76 L. BAZ	BMW S 1000 RR	1'35.217
7	12 X. FORES	Ducati Panigale R	1'35.263
8	60 M. VAN DER MARK	Yamaha YZF R1	1'35.344
9	50 E. LAVERTY	Aprilia RSV4 RF	1'35.397
10	2 L. CAMIER	Honda CBR1000RR	1'35.463
11	94 N. CANEPA	Yamaha YZF R1	1'35.962
12	81 J. TORRES	MV Agusta 1000 F4	1'35.978
13	21 M. RINALDI	Ducati Panigale R	1'36.056
14	40 R. RAMOS	Kawasaki ZX-10RR	1'36.073
15	45 J. GAGNE	Honda CBR1000RR	1'36.113
16	36 L. MERCADO	Kawasaki ZX-10RR	1'36.116
17	54 T. RAZGATLIOGLU	Kawasaki ZX-10RR	1'36.146
18	68 Y. HERNANDEZ	Kawasaki ZX-10RR	1'36.514
19	24 A. ANDREOZZI	Yamaha YZF R1	1'37.297
20	99 P. JACOBSEN	Honda CBR1000RR	1'37.364
21	33 M. MELANDRI	Ducati Panigale R	

SPEED			
1	7 C. DAVIES	Ducati Panigale R	268,7
2	12 X. FORES	Ducati Panigale R	268,7
3	94 N. CANEPA	Yamaha YZF R1	268,0
4	32 L. SAVADORI	Aprilia RSV4 RF	267,3
5	99 P. JACOBSEN	Honda CBR1000RR	267,3
6	50 E. LAVERTY	Aprilia RSV4 RF	267,3
7	1 J. REA	Kawasaki ZX-10RR	266,7
8	22 A. LOWES	Yamaha YZF R1	266,7
9	45 J. GAGNE	Honda CBR1000RR	266,0
10	21 M. RINALDI	Ducati Panigale R	266,0
11	76 L. BAZ	BMW S 1000 RR	266,0
12	66 T. SYKES	Kawasaki ZX-10RR	265,4
13	36 L. MERCADO	Kawasaki ZX-10RR	265,4
14	60 M. VAN DER MARK	Yamaha YZF R1	265,4
15	68 Y. HERNANDEZ	Kawasaki ZX-10RR	264,1
16	40 R. RAMOS	Kawasaki ZX-10RR	263,4
17	2 L. CAMIER	Honda CBR1000RR	262,8
18	54 T. RAZGATLIOGLU	Kawasaki ZX-10RR	262,8
19	81 J. TORRES	MV Agusta 1000 F4	261,5
20	24 A. ANDREOZZI	Yamaha YZF R1	259,6

SEG. 1			SEG. 2			SEG. 3			SEG. 4		
1	1 J. REA	26.151	1	7 C. DAVIES	21.281	1	1 J. REA	25.556	1	12 X. FORES	21.175
2	76 L. BAZ	26.271	2	1 J. REA	21.367	2	66 T. SYKES	25.756	2	7 C. DAVIES	21.183
3	50 E. LAVERTY	26.317	3	22 A. LOWES	21.417	3	76 L. BAZ	25.778	3	66 T. SYKES	21.207
4	66 T. SYKES	26.340	4	32 L. SAVADORI	21.432	4	32 L. SAVADORI	25.827	4	1 J. REA	21.227
5	32 L. SAVADORI	26.350	5	21 M. RINALDI	21.438	5	22 A. LOWES	25.852	5	21 M. RINALDI	21.325
6	7 C. DAVIES	26.353	6	50 E. LAVERTY	21.467	6	60 M. VAN DER MARK	25.857	6	32 L. SAVADORI	21.331
7	2 L. CAMIER	26.384	7	66 T. SYKES	21.479	7	7 C. DAVIES	25.875	7	50 E. LAVERTY	21.339
8	22 A. LOWES	26.394	8	12 X. FORES	21.512	8	2 L. CAMIER	25.945	8	22 A. LOWES	21.370
9	60 M. VAN DER MARK	26.468	9	60 M. VAN DER MARK	21.545	9	12 X. FORES	25.950	9	81 J. TORRES	21.422
10	40 R. RAMOS	26.481	10	76 L. BAZ	21.578	10	50 E. LAVERTY	25.985	10	60 M. VAN DER MARK	21.427
11	94 N. CANEPA	26.492	11	2 L. CAMIER	21.642	11	45 J. GAGNE	26.078	11	76 L. BAZ	21.452
12	12 X. FORES	26.499	12	36 L. MERCADO	21.696	12	36 L. MERCADO	26.097	12	94 N. CANEPA	21.453
13	81 J. TORRES	26.573	13	54 T. RAZGATLIOGLU	21.753	13	40 R. RAMOS	26.098	13	68 Y. HERNANDEZ	21.480
14	21 M. RINALDI	26.600	14	81 J. TORRES	21.758	14	81 J. TORRES	26.100	14	2 L. CAMIER	21.492
15	54 T. RAZGATLIOGLU	26.616	15	94 N. CANEPA	21.758	15	54 T. RAZGATLIOGLU	26.119	15	40 R. RAMOS	21.506
16	45 J. GAGNE	26.619	16	40 R. RAMOS	21.768	16	94 N. CANEPA	26.145	16	36 L. MERCADO	21.509
17	36 L. MERCADO	26.653	17	45 J. GAGNE	21.792	17	21 M. RINALDI	26.286	17	45 J. GAGNE	21.557
18	68 Y. HERNANDEZ	26.711	18	68 Y. HERNANDEZ	21.864	18	68 Y. HERNANDEZ	26.393	18	54 T. RAZGATLIOGLU	21.573
19	24 A. ANDREOZZI	26.939	19	99 P. JACOBSEN	21.992	19	99 P. JACOBSEN	26.403	19	24 A. ANDREOZZI	21.751
20	99 P. JACOBSEN	26.974	20	24 A. ANDREOZZI	22.065	20	24 A. ANDREOZZI	26.435	20	99 P. JACOBSEN	21.817
			21	33 M. MELANDRI	41.754						

07/07/2018

These data/results cannot be reproduced, stored and/or transmitted in whole or in part by any manner of electronic, mechanical, photocopying, recording, broadcasting or otherwise now known or herein after developed without the previous express consent by the copyright owner, except for reproduction in daily press and regular printed publications on sale to the public within 60 days of the event related to those data/results and always provided that copyright symbol appears together as follows below.

© DORNA WSBK ORGANIZATION Srl 2018

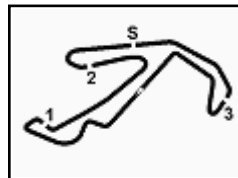
FICR PERUGIA TIMING



Official Tyre Supplier



Official Timekeeper



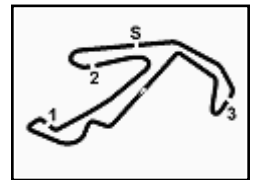
## PIRELLI Riviera di Rimini Round, 6 - 8 July 2018

### World Superbike - Ideal Times Free Practice 4th Session

Misano Circuit Sic 58 4.226 m

No.	Rider	Nat	Bike	Seg. 1	Seg. 2	Seg. 3	Seg. 4	Ideal Time		
				Diff. 1	Diff. 2	Diff. 3	Diff. 4	Best Lap	Pos.	Diff.
1	<b>1 J. REA</b>	GBR	Kawasaki ZX-10RR	<b>26.151</b> 0.092	21.367	<b>25.556</b> 0.044	21.227 0.008	<b>1'34.301</b> 1'34.445	2	0.144
2	<b>7 C. DAVIES</b>	GBR	Ducati Panigale R	26.353 0.043	<b>21.281</b> 0.029	25.875 0.034	21.183 0.020	<b>1'34.692</b> 1'34.818	3	0.126
3	<b>66 T. SYKES</b>	GBR	Kawasaki ZX-10RR	26.340 0.033	21.479	25.756 0.082	21.207	<b>1'34.782</b> 1'34.897	4	0.115
4	<b>32 L. SAVADORI</b>	ITA	Aprilia RSV4 RF	26.350	21.432 0.033	25.827	21.331	<b>1'34.940</b> 1'34.973	5	0.033
5	<b>22 A. LOWES</b>	GBR	Yamaha YZF R1	26.394	21.417	25.852 0.033	21.370 0.098	<b>1'35.033</b> 1'35.164	6	0.131
6	<b>76 L. BAZ</b>	FRA	BMW S 1000 RR	26.271 0.077	21.578 0.061	25.778	21.452	<b>1'35.079</b> 1'35.217	7	0.138
7	<b>50 E. LAVERTY</b>	IRL	Aprilia RSV4 RF	26.317 0.246	21.467 0.019	25.985 0.015	21.339 0.009	<b>1'35.108</b> 1'35.397	10	0.289
8	<b>12 X. FORES</b>	ESP	Ducati Panigale R	26.499 0.111	21.512 0.008	25.950 0.008	<b>21.175</b>	<b>1'35.136</b> 1'35.263	8	0.127
9	<b>60 M. VAN DER MARK</b>	NED	Yamaha YZF R1	26.468	21.545 0.047	25.857	21.427	<b>1'35.297</b> 1'35.344	9	0.047
10	<b>2 L. CAMIER</b>	GBR	Honda CBR1000RR	26.384	21.642	25.945	21.492	<b>1'35.463</b> 1'35.463	11	
11	<b>21 M. RINALDI</b>	ITA	Ducati Panigale R	26.600 0.161	21.438 0.187	26.286 0.059	21.325	<b>1'35.649</b> 1'36.056	14	0.407
12	<b>94 N. CANEPA</b>	ITA	Yamaha YZF R1	26.492 0.053	21.758 0.036	26.145	21.453 0.025	<b>1'35.848</b> 1'35.962	12	0.114
13	<b>40 R. RAMOS</b>	ESP	Kawasaki ZX-10RR	26.481 0.116	21.768 0.104	26.098	21.506	<b>1'35.853</b> 1'36.073	15	0.220
14	<b>81 J. TORRES</b>	ESP	MV Agusta 1000 F4	26.573	21.758 0.067	26.100	21.422 0.058	<b>1'35.853</b> 1'35.978	13	0.125
15	<b>36 L. MERCADO</b>	ARG	Kawasaki ZX-10RR	26.653 0.058	21.696 0.091	26.097 0.001	21.509 0.011	<b>1'35.955</b> 1'36.116	17	0.161
16	<b>45 J. GAGNE</b>	USA	Honda CBR1000RR	26.619	21.792	26.078 0.024	21.557 0.043	<b>1'36.046</b> 1'36.113	16	0.067
17	<b>54 T. RAZGATLIOGLU</b>	TUR	Kawasaki ZX-10RR	26.616	21.753 0.085	26.119	21.573	<b>1'36.061</b> 1'36.146	18	0.085
18	<b>68 Y. HERNANDEZ</b>	COL	Kawasaki ZX-10RR	26.711 0.012	21.864	26.393 0.054	21.480	<b>1'36.448</b> 1'36.514	19	0.066
19	<b>99 P. JACOBSEN</b>	USA	Honda CBR1000RR	26.974	21.992 0.139	26.403 0.039	21.817	<b>1'37.186</b> 1'37.364	21	0.178
20	<b>24 A. ANDREOZZI</b>	ITA	Yamaha YZF R1	26.939	22.065	26.435	21.751 0.107	<b>1'37.190</b> 1'37.297	20	0.107
<b>Overall Ideal Time</b>				26.151	21.281	25.556	21.175	<b>1'34.163</b>		

07/07/2018  
 These data/results cannot be reproduced, stored and/or transmitted in whole or in part by any manner of electronic, mechanical, photocopying, recording, broadcasting or otherwise now known or herein after developed without the previous express consent by the copyright owner, except for reproduction in daily press and regular printed publications on sale to the public within 60 days of the event related to those data/results and always provided that copyright symbol appears together as follows below.  
 © DORNA WSBK ORGANIZATION Srl 2018



## PIRELLI Riviera di Rimini Round, 6 - 8 July 2018 World Superbike - Chronological Analysis Free Practice 4th Session

Misano Circuit Sic 58 4.226 m

1 / 3

1° 1 J. REA (1'34.445)							
Lap	Seg.1	Seg.2	Seg.3	Seg.4	Lap Time	km/h	Local Time
1							8:44'48.768
2	46.451	22.496	26.797	21.617	1'57.361P	262,1	8:46'46.129
3	26.557	21.587	25.796	21.371	1'35.311	264,7	8:48'21.440
4	26.474	21.498	25.675	21.360	1'35.007	264,1	8:49'56.447
5	<b>26.151</b>	21.497	25.711	21.249	1'34.608	262,8	8:51'31.055
6	26.381	21.430	25.701	<b>21.227</b>	1'34.739	264,7	8:53'05.794
7	26.336	21.401	25.804	21.271	1'34.812	262,8	8:54'40.606
8	26.373	21.391	25.660	21.229	1'34.653	264,1	8:56'15.259
9	26.235	21.537	<b>25.556</b>	21.376	1'34.704	264,1	8:57'49.963
10	26.393	21.430	25.637	21.341	1'34.801	263,4	8:59'24.764
11	26.243	<b>21.367</b>	25.600	21.235	<b>1'34.445</b>	264,1	9:00'59.209
12	26.354	21.406	25.686	21.388	1'34.834	265,4	9:02'34.043
13	26.337	21.559	25.839	21.259	1'34.994	264,7	9:04'09.037
14	26.205	21.485	25.638	21.296	1'34.624	<b>266,7</b>	9:05'43.661

2° 7 C. DAVIES (1'34.818)							
Lap	Seg.1	Seg.2	Seg.3	Seg.4	Lap Time	km/h	Local Time
1							8:45'31.962
2	43.639	23.592	27.769	22.289	1'57.289P	264,1	8:47'29.251
3	26.793	21.556	26.288	21.465	1'36.102	266,0	8:49'05.353
4	26.648	21.456	26.122	21.269	1'35.495	268,0	8:50'40.848
5	26.526	21.520	26.013	21.272	1'35.331	268,0	8:52'16.179
6	26.421	21.311	26.126	21.213	1'35.071	266,0	8:53'51.250
7	26.358	21.325	26.017	21.249	1'34.949	267,3	8:55'26.199
8	26.443	<b>21.281</b>	25.978	<b>21.183</b>	1'34.885	266,7	8:57'01.084
9	<b>26.353</b>	21.322	26.188	21.270	1'35.133	<b>266,7</b>	8:58'36.217
10	26.438	21.335	25.964	21.272	1'35.009	<b>268,7</b>	9:00'11.226
11	32.485	26.434	28.041	22.758	1'49.718	251,7	9:02'00.944
12	26.432	21.336	<b>25.875</b>	21.200	1'34.843	267,3	9:03'35.787
13	26.396	21.310	25.909	21.203	<b>1'34.818</b>	267,3	9:05'10.605

3° 66 T. SYKES (1'34.897)							
Lap	Seg.1	Seg.2	Seg.3	Seg.4	Lap Time	km/h	Local Time
1							8:45'29.033
2	44.286	23.567	27.864	21.842	1'57.559P	260,2	8:47'26.592
3	26.743	21.643	26.951	25.749	1'41.086	262,1	8:49'07.678
4	26.479	21.581	<b>25.756</b>	21.287	1'35.103	<b>265,4</b>	8:50'42.781
5	<b>26.340</b>	24.056	26.528	21.805	1'38.729	262,1	8:52'21.510
6	26.373	<b>21.479</b>	25.838	<b>21.207</b>	<b>1'34.897</b>	264,1	8:53'56.407
7	26.843	21.867	26.609	1'12.957	2'28.276P	259,0	8:56'24.683
8	43.728	22.525	34.209	24.702	2'05.164P	181,2	8:58'29.847
9	26.765	25.336	26.470	25.797	1'44.368	261,5	9:00'14.215
10	26.420	21.567	25.955	21.287	1'35.229	263,4	9:01'49.444
11	26.502	21.515	25.910	21.300	1'35.227	264,1	9:03'24.671
12	26.635	21.971	26.479	21.576	1'36.661	260,9	9:05'01.332

4° 32 L. SAVADORI (1'34.973)							
Lap	Seg.1	Seg.2	Seg.3	Seg.4	Lap Time	km/h	Local Time
1							8:46'57.790
2	26.940	21.772	26.680	21.467	1'36.859	266,0	8:48'34.649
3	26.724	21.637	26.351	21.667	1'36.379	266,0	8:50'11.028
4	26.743	21.616	26.110	21.720	1'36.189	<b>267,3</b>	8:51'47.217
5	26.536	21.525	26.017	21.403	1'35.481	264,1	8:53'22.698
6	26.500	21.528	26.127	21.479	1'35.634	262,1	8:54'58.332
7	26.478	21.496	25.979	21.349	1'35.302	265,4	8:56'33.634
8	26.500	<b>21.432</b>	26.032	21.403	1'35.367	262,8	8:58'09.001
9	27.787	22.083	26.859	34.064	1'50.793P	260,2	8:59'59.794
10	2'42.901	29.934	26.888	22.015	4'01.738P	262,1	9:04'01.532
11	<b>26.350</b>	21.465	<b>25.827</b>	<b>21.331</b>	<b>1'34.973</b>	264,1	9:05'36.505

5° 22 A. LOWES (1'35.164)							
Lap	Seg.1	Seg.2	Seg.3	Seg.4	Lap Time	km/h	Local Time
1							
2							

1		27.163	28.442	21.953	262,1	8:47'22.543	
2	26.852	21.808	26.085	21.486	1'36.231	264,7	8:48'58.774
3	26.834	21.766	26.156	21.561	1'36.317	264,7	8:50'35.091
4	26.528	21.650	26.214	21.496	1'35.888	263,4	8:52'10.979
5	26.662	21.562	26.070	21.510	1'35.804	262,1	8:53'46.783
6	26.477	21.688	26.069	21.489	1'35.723	265,4	8:55'22.506
7	<b>26.394</b>	<b>21.417</b>	25.885	21.468	<b>1'35.164</b>	264,1	8:56'57.670
8	26.439	21.587	25.990	<b>21.370</b>	1'35.386	266,0	8:58'33.056
9	26.575	21.570	<b>25.852</b>	21.419	1'35.416	266,0	9:00'08.472
10	26.449	21.515	25.886	21.413	1'35.263	264,7	9:01'43.735
11	26.516	21.578	26.021	21.504	1'35.619	266,0	9:03'19.354
12	26.524	21.532	26.097	21.461	1'35.614C	266,0	9:04'54.968
13	26.638	21.562	25.881	21.423	1'35.504	<b>266,7</b>	9:06'30.472

6° 76 L. BAZ (1'35.217)							
Lap	Seg.1	Seg.2	Seg.3	Seg.4	Lap Time	km/h	Local Time
1							8:46'46.701
2	26.530	21.796	25.914	21.554	1'35.794	265,4	8:48'22.495
3	26.323	21.908	25.907	21.513	1'35.651	264,1	8:49'58.146
4	<b>26.271</b>	<b>21.578</b>	25.985	21.587	1'35.421	263,4	8:51'33.567
5	26.536	21.684	25.808	21.536	1'35.564	<b>266,0</b>	8:53'09.131
6	26.348	21.639	<b>25.778</b>	<b>21.452</b>	<b>1'35.217</b>	263,4	8:54'44.348
7	26.817	22.105	26.092	21.672	1'36.686	264,1	8:56'21.034
8	26.339	21.846	26.061	21.573	1'35.819	263,4	8:57'56.853
9	26.405	21.611	25.985	21.562	1'35.563	262,8	8:59'32.416
10	26.634	21.704	26.017	21.544	1'35.899	261,5	9:01'08.315
11	26.416	21.744	26.074	21.566	1'35.800	262,1	9:02'44.115
12	26.418	21.645	26.014	21.465	1'35.542	263,4	9:04'19.657
13	26.533	21.637	25.926	21.519	1'35.615	263,4	9:05'55.272

7° 12 X. FORES (1'35.263)							
Lap	Seg.1	Seg.2	Seg.3	Seg.4	Lap Time	km/h	Local Time
1							8:45'15.785
2	43.363	28.811	28.360	21.982	2'02.516P	255,3	8:47'18.301
3	26.932	21.846	26.401	21.424	1'36.603	264,1	8:48'54.904
4	26.660	21.803	26.305	21.423	1'36.191	264,1	8:50'31.095
5	26.771	24.243	28.381	21.414	1'40.809	262,8	8:52'11.904
6	<b>26.499</b>	<b>21.512</b>	26.124	21.245	1'35.380	266,7	8:53'47.284
7	26.551	21.538	26.102	21.259	1'35.450	<b>268,7</b>	8:55'22.734
8	26.610	21.520	25.958	<b>21.175</b>	<b>1'35.263</b>	266,7	8:56'57.997
9	<b>26.499</b>	25.560	26.212	21.284	1'39.555	267,3	8:58'37.552
10	26.520	21.573	<b>25.950</b>	21.335	1'35.378	267,3	9:00'12.930

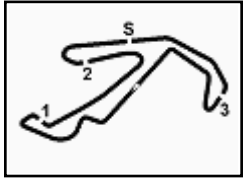
8° 60 M. VAN DER MARK (1'35.344)							
Lap	Seg.1	Seg.2	Seg.3	Seg.4	Lap Time	km/h	Local Time
1							8:46'50.444
2	27.401	22.050	26.766	34.065	1'50.282P	262,8	8:48'40.726
3	5'03.458	27.669	27.062	21.692	6'19.881P	261,5	8:55'00.607
4	26.624	21.759	25.992	21.611	1'35.986	261,5	8:56'36.593
5	26.535	21.866	26.078	21.504	1'35.983	<b>265,4</b>	8:58'12.576
6	26.475	22.817	26.096	21.803	1'37.191C	<b>265,4</b>	8:59'49.767
7	26.663	21.580	25.970	21.530	1'35.743	263,4	9:01'25.510
8	26.574	<b>21.545</b>	25.962	21.504	1'35.585	263,4	9:03'01.095
9	26.545	21.593	25.922	21.520	1'35.580	263,4	9:04'36.675
10	<b>26.468</b>	21.592	<b>25.857</b>	<b>21.427</b>	<b>1'35.344</b>	<b>265,4</b>	9:06'12.019

9° 50 E. LAVERTY (1'35.397)							
Lap	Seg.1	Seg.2	Seg.3	Seg.4	Lap Time	km/h	Local Time
1							8:47'03.896
2	4'22.276	28.523	29.303	22.413	5'42.515P	237,4	8:52'46.411
3	26.775	21.520	26.082	21.463	1'35.840	264,7	8:54'22.251
4	26.563	21.486	26.000	21.348	<b>1'35.397</b>	264,7	8:55'57.648
5	<b>26.317</b>	21.481	<b>25.985</b>	21.500	1'35.283C	<b>267,3</b>	8:57'32.931
6	26.447	<b>21.467</b>	26.072	21.473	1'35.459	265,4	8:59'08.390

07/07/2018 P = Pits In/Out - C = Lap Time Cancelled

These data/results cannot be reproduced, stored and/or transmitted in whole or in part by any manner of electronic, mechanical, photocopying, recording, broadcasting or otherwise now known or herein after developed without the previous express consent by the copyright owner, except for reproduction in daily press and regular printed publications on sale to the public within 60 days of the event related to those data/results and always provided that copyright symbol appears together as follows below.

© DORNA WSBK ORGANIZATION Srl 2018



## PIRELLI Riviera di Rimini Round, 6 - 8 July 2018 World Superbike - Chronological Analysis Free Practice 4th Session

Misano Circuit Sic 58 4.226 m

**2 / 3**

7	26.519	21.557	26.032	21.418	1'35.526	264,1	9:00'43.916	10	27.178	21.859	26.185	21.624	1'36.846	262,1	9:01'26.268
8	26.540	21.581	26.113	21.482	1'35.716	264,7	9:02'19.632	11	26.489	<b>21.768</b>	26.264	21.581	1'36.102	262,1	9:03'02.370
9	26.514	21.563	26.244	21.363	1'35.684	265,4	9:03'55.316	12	28.562	26.113	26.783	22.148	1'43.606C	260,9	9:04'45.976
10	26.529	21.623	26.139	<b>21.339</b>	1'35.630	262,1	9:05'30.946	13	26.850	22.113	26.204	21.744	1'36.911	261,5	9:06'22.887

10° 2 L. CAMIER (1'35.463)							
Lap	Seg.1	Seg.2	Seg.3	Seg.4	Lap Time	km/h	Local Time
1		24.146	27.535	22.154		255,9	8:47'40.818
2	27.024	22.036	26.564	21.724	1'37.348	251,7	8:49'18.166
3	26.577	21.870	26.096	21.610	1'36.153C	262,1	8:50'54.319
4	26.479	21.707	26.055	21.540	1'35.781	<b>262,8</b>	8:52'30.100
5	26.569	21.714	25.953	21.575	1'35.811	260,9	8:54'05.911
6	26.565	21.776	26.064	21.604	1'36.009	261,5	8:55'41.920
7	<b>26.384</b>	<b>21.642</b>	<b>25.945</b>	<b>21.492</b>	<b>1'35.463</b>	262,1	8:57'17.383
8	26.456	21.803	26.035	21.594	1'35.888	262,1	8:58'53.271
9	30.767	24.171	26.426	22.213	1'43.577	260,9	9:00'36.848
10	27.823	23.001	26.712	32.447	1'49.983P	257,8	9:02'26.831

15° 45 J. GAGNE (1'36.113)							
Lap	Seg.1	Seg.2	Seg.3	Seg.4	Lap Time	km/h	Local Time
1		24.079	27.583	22.114		250,6	8:47'41.006
2	27.423	22.020	26.235	21.694	1'37.372	263,4	8:49'18.378
3	26.920	21.880	<b>26.078</b>	21.582	1'36.460	265,4	8:50'54.838
4	<b>26.619</b>	<b>21.792</b>	26.102	21.600	<b>1'36.113</b>	265,4	8:52'30.951
5	26.913	21.856	26.298	21.689	1'36.756	264,1	8:54'07.707
6	31.316	22.098	26.517	36.400	1'56.331P	264,1	8:56'04.038
7	4'02.068	24.550	35.945	23.118	5'25.681P	137,1	9:01'29.719
8	26.811	21.933	26.143	<b>21.557</b>	1'36.444	262,1	9:03'06.163
9	27.355	23.104	28.112	24.384	1'42.955	251,2	9:04'49.118
10	26.990	21.819	26.289	21.600	1'36.698	<b>266,0</b>	9:06'25.816

11° 94 N. CANEPA (1'35.962)							
Lap	Seg.1	Seg.2	Seg.3	Seg.4	Lap Time	km/h	Local Time
1		23.529	27.138	22.091		266,0	8:46'50.520
2	27.521	22.087	26.717	22.985	1'39.310	<b>268,0</b>	8:48'29.830
3	27.014	21.953	26.314	21.607	1'36.888	264,1	8:50'06.718
4	26.797	21.984	26.280	21.497	1'36.558	264,7	8:51'43.276
5	27.785	22.207	26.871	34.031	1'50.894P	255,9	8:53'34.170
6	2'45.226	24.499	27.548	21.763	3'59.036P	254,7	8:57'33.206
7	26.548	<b>21.758</b>	26.339	21.557	1'36.202	264,7	8:59'09.408
8	26.678	21.817	26.182	21.498	1'36.175	263,4	9:00'45.583
9	26.545	21.794	<b>26.145</b>	21.478	<b>1'35.962</b>	263,4	9:02'21.545
10	<b>26.492</b>	21.882	26.278	21.631	1'36.283	260,2	9:03'57.828
11	26.642	21.841	26.208	<b>21.453</b>	1'36.144	261,5	9:05'33.972

16° 36 L. MERCADO (1'36.116)							
Lap	Seg.1	Seg.2	Seg.3	Seg.4	Lap Time	km/h	Local Time
1		23.190	27.811	22.396		260,2	8:46'52.498
2	28.954	27.504	28.748	23.102	1'48.308	259,0	8:48'40.806
3	27.192	22.008	26.222	21.739	1'37.161	263,4	8:50'17.967
4	26.712	22.020	<b>26.097</b>	<b>21.509</b>	1'36.338	<b>265,4</b>	8:51'54.305
5	26.838	26.802	27.815	21.821	1'43.276	257,1	8:53'37.581
6	27.082	21.837	26.290	21.616	1'36.825	264,1	8:55'14.406
7	27.421	21.971	26.507	34.596	1'50.495P	263,4	8:57'04.901
8	3'15.579	22.453	26.436	22.011	4'26.479P	262,1	9:01'31.380
9	26.711	21.787	26.098	21.520	<b>1'36.116</b>	260,9	9:03'07.496
10	26.740	<b>21.696</b>	26.234	21.620	1'36.290	263,4	9:04'43.786
11	<b>26.653</b>	21.830	26.199	21.624	1'36.306	261,5	9:06'20.092

12° 81 J. TORRES (1'35.978)							
Lap	Seg.1	Seg.2	Seg.3	Seg.4	Lap Time	km/h	Local Time
1							8:44'47.934
2	48.649	23.545	27.012	2'42.803	4'22.009P	257,1	8:49'09.943
3	42.605	22.405	26.492	21.567	1'53.069P	<b>261,5</b>	8:51'03.012
4	26.712	<b>21.758</b>	26.185	<b>21.422</b>	1'36.077	<b>261,5</b>	8:52'39.089
5	<b>26.573</b>	21.825	<b>26.100</b>	21.480	<b>1'35.978</b>	260,2	8:54'15.067

17° 54 T. RAZGATLIOGLU (1'36.146)							
Lap	Seg.1	Seg.2	Seg.3	Seg.4	Lap Time	km/h	Local Time
1		25.125	28.311	23.024		251,2	8:46'56.362
2	29.912	23.286	27.464	22.608	1'43.270	255,3	8:48'39.632
3	27.083	22.102	26.613	21.881	1'37.679	259,0	8:50'17.311
4	26.898	21.964	26.245	21.676	1'36.783	259,0	8:51'54.094
5	26.717	21.881	26.171	21.734	1'36.503	260,9	8:53'30.597
6	26.900	21.873	26.295	21.813	1'36.881	260,2	8:55'07.478
7	26.802	21.793	26.189	21.621	1'36.405	259,6	8:56'43.883
8	26.770	<b>21.753</b>	26.690	29.391	1'46.604C	259,6	8:58'30.487
9	26.756	21.796	26.575	21.975	1'37.102	258,4	9:00'07.589
10	26.796	22.268	26.212	21.637	1'36.913	262,1	9:01'44.502
11	<b>26.616</b>	21.838	<b>26.119</b>	<b>21.573</b>	<b>1'36.146</b>	<b>262,8</b>	9:03'20.648
12	26.879	21.884	27.193	25.757	1'41.713C	260,2	9:05'02.361

13° 21 M. RINALDI (1'36.056)							
Lap	Seg.1	Seg.2	Seg.3	Seg.4	Lap Time	km/h	Local Time
1							8:45'37.785
2	50.290	25.476	29.202	22.499	2'07.467P	259,6	8:47'45.252
3	27.424	21.973	26.746	21.859	1'38.002	264,7	8:49'23.254
4	26.782	21.685	26.802	21.509	1'36.778C	264,1	8:51'00.032
5	26.761	21.625	26.345	<b>21.325</b>	<b>1'36.056</b>	264,7	8:52'36.088
6	27.921	24.074	28.786	3'08.896	4'29.677P	262,1	8:57'05.765
7	42.240	22.138	26.605	21.659	1'52.642P	264,7	8:58'58.407
8	26.731	21.497	26.488	21.443	1'36.159	<b>266,0</b>	9:00'34.566
9	<b>26.600</b>	<b>21.438</b>	<b>26.286</b>	21.410	1'35.734C	264,7	9:02'10.300
10	26.603	21.529	26.422	21.605	1'36.159C	264,7	9:03'46.459

18° 68 Y. HERNANDEZ (1'36.514)							
Lap	Seg.1	Seg.2	Seg.3	Seg.4	Lap Time	km/h	Local Time
1		23.456	27.421	22.266		<b>264,1</b>	8:46'50.297
2	27.142	22.183	26.796	22.158	1'38.279	263,4	8:48'28.576
3	26.813	22.119	26.709	21.690	1'37.331	<b>264,1</b>	8:50'05.907
4	26.810	21.949	26.485	21.603	1'36.847	261,5	8:51'42.754
5	32.623	22.096	<b>26.393</b>	32.933	1'54.045P	263,4	8:53'36.799
6	4'02.811	22.619	26.998	24.537	5'16.965P	259,6	8:58'53.764
7	26.766	22.023	26.625	21.532	1'36.946	260,9	9:00'30.710
8	<b>26.711</b>	21.904	26.396	21.527	1'36.538	262,1	9:02'07.248
9	26.856	21.941	26.549	21.622	1'36.968	261,5	9:03'44.216
10	26.723	<b>21.864</b>	26.447	<b>21.480</b>	<b>1'36.514</b>	263,4	9:05'20.730

14° 40 R. RAMOS (1'36.073)							
Lap	Seg.1	Seg.2	Seg.3	Seg.4	Lap Time	km/h	Local Time
1		23.339	27.065	22.011		259,6	8:46'49.323
2	26.996	22.236	26.895	22.424	1'38.551	261,5	8:48'27.874
3	26.725	22.029	26.439	21.981	1'37.174C	260,9	8:50'05.048
4	28.921	22.119	26.269	21.541	1'38.850C	<b>263,4</b>	8:51'43.898
5	26.596	22.008	26.374	21.675	1'36.653	259,6	8:53'20.551
6	29.384	21.878	27.543	21.572	1'40.377	237,9	8:55'00.928
7	26.597	21.872	<b>26.098</b>	<b>21.506</b>	<b>1'36.073</b>	<b>263,4</b>	8:56'37.001
8	<b>26.481</b>	21.881	26.230	21.536	1'36.128	262,8	8:58'13.129
9	26.598	21.769	26.135	21.791	1'36.293	259,6	8:59'49.422

19° 24 A. ANDREOZZI (1'37.297)							
Lap	Seg.1	Seg.2	Seg.3	Seg.4	Lap Time	km/h	Local Time
1		23.632	28.055	22.687		258,4	8:46'53.879
2	27.293	22.462	26.741	22.316	1'38.812	<b>259,6</b>	8:48'32.691

07/07/2018

P = Pits In/Out - C = Lap Time Cancelled

These data/results cannot be reproduced, stored and/or transmitted in whole or in part by any manner of electronic, mechanical, photocopying, recording, broadcasting or otherwise now known or herein after developed without the previous express consent by the copyright owner, except for reproduction in daily press and regular printed publications on sale to the public within 60 days of the event related to those data/results and always provided that copyright symbol appears together as follows below.

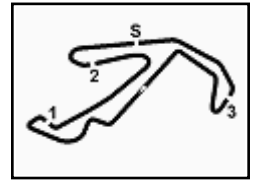
© DORNA WSBK ORGANIZATION Srl 2018

**FKR PERUGIA TIMING**


Official Tyre Supplier



Official Timekeeper



**PIRELLI Riviera di Rimini Round, 6 - 8 July 2018**  
**World Superbike - Chronological Analysis Free Practice 4th Session**

Misano Circuit Sic 58 4.226 m

3 / 3

3	27.239	22.258	26.806	22.086	1'38.389	<b>259,6</b>	8:50'11.080
4	27.349	22.246	26.663	21.870	1'38.128	259,0	8:51'49.208
5	27.331	22.331	26.747	21.946	1'38.355	258,4	8:53'27.563
6	31.780	25.648	29.630	34.558	2'01.616P	216,0	8:55'29.179
7	4'34.379	27.872	33.455	27.281	6'02.987P	199,6	9:01'32.166
8	27.756	22.559	26.677	22.153	1'39.145	257,1	9:03'11.311
9	<b>26.939</b>	<b>22.065</b>	<b>26.435</b>	21.858	<b>1'37.297</b>	259,0	9:04'48.608
10	27.739	22.235	26.547	<b>21.751</b>	1'38.272	258,4	9:06'26.880

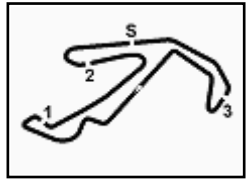
20° 99 P. JACOBSEN (1'37.364)							
Lap	Seg.1	Seg.2	Seg.3	Seg.4	Lap Time	km/h	Local Time
1		23.141	28.063	22.290		266,0	8:46'53.219
2	27.486	22.234	26.673	21.902	1'38.295	264,7	8:48'31.514
3	27.446	22.203	26.688	<b>21.817</b>	1'38.154	266,0	8:50'09.668
4	27.206	22.053	<b>26.403</b>	21.932	1'37.594	266,7	8:51'47.262
5	27.356	22.117	26.556	21.952	1'37.981	<b>267,3</b>	8:53'25.243
6	27.589	22.536	27.049	32.293	1'49.467P	264,7	8:55'14.710
7	3'53.546	22.381	26.624	21.984	5'04.535P	263,4	9:00'19.245
8	<b>26.974</b>	22.131	26.442	<b>21.817</b>	<b>1'37.364</b>	264,1	9:01'56.609
9	27.228	<b>21.992</b>	26.501	21.866	1'37.587	265,4	9:03'34.196
10	27.275	23.253	26.494	21.923	1'38.945	266,0	9:05'13.141

21° 33 M. MELANDRI							
Lap	Seg.1	Seg.2	Seg.3	Seg.4	Lap Time	km/h	Local Time
1							8:45'10.983

07/07/2018 P = Pits In/Out - C = Lap Time Cancelled

These data/results cannot be reproduced, stored and/or transmitted in whole or in part by any manner of electronic, mechanical, photocopying, recording, broadcasting or otherwise now known or herein after developed without the previous express consent by the copyright owner, except for reproduction in daily press and regular printed publications on sale to the public within 60 days of the event related to those data/results and always provided that copyright symbol appears together as follows below.

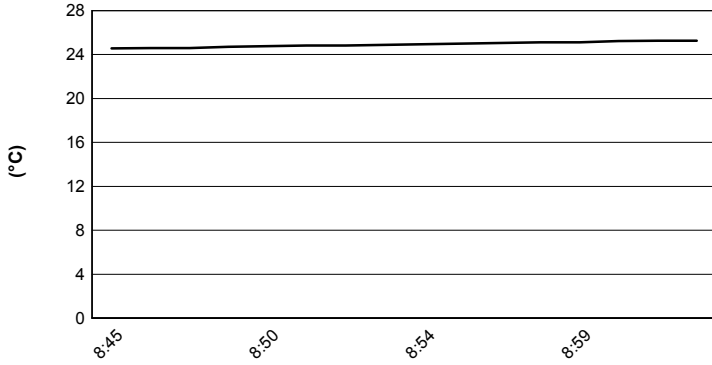
© DORNA WSBK ORGANIZATION Srl 2018



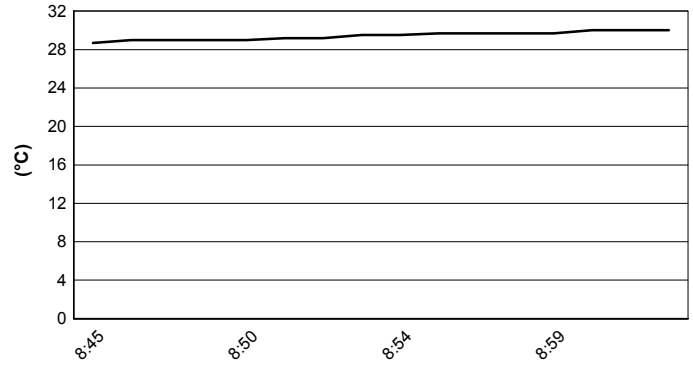
**PIRELLI Riviera di Rimini Round, 6 - 8 July 2018**  
**World Superbike - Weather Report Free Practice 4th Session**  
 Session started 08:45 - Session ended 9:06

Misano Circuit Sic 58 4.226 m

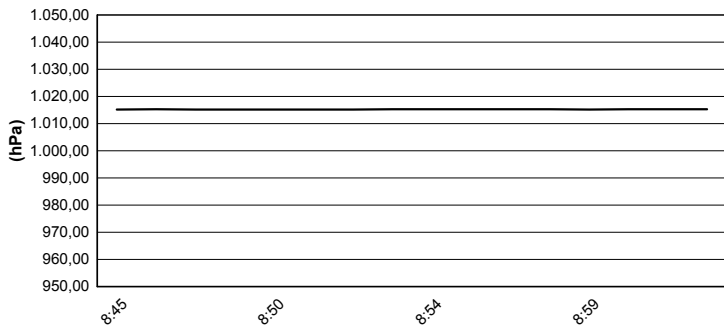
## Air Temperature



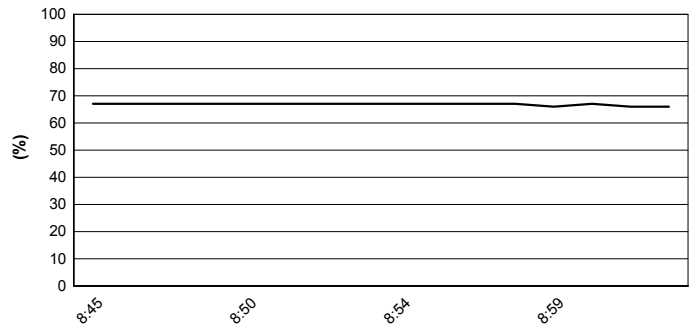
## Track Temperature



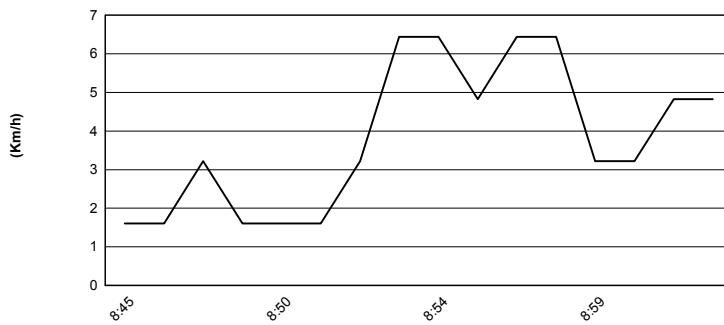
## Air Pressure



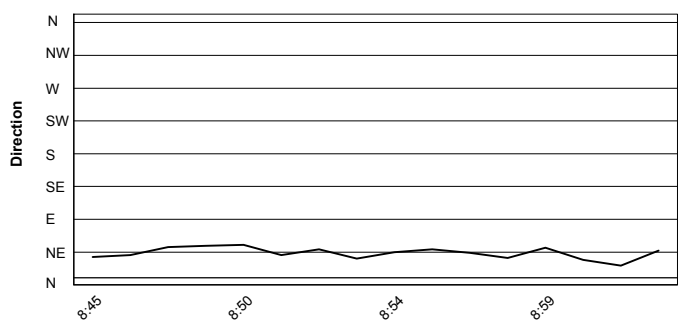
## Humidity



## Wind Speed



## Wind Direction



07/07/2018

These data/results cannot be reproduced, stored and/or transmitted in whole or in part by any manner of electronic, mechanical, photocopying, recording, broadcasting or otherwise now known or herein after developed without the previous express consent by the copyright owner, except for reproduction in daily press and regular printed publications on sale to the public within 60 days of the event related to those data/results and always provided that copyright symbol appears together as follows below.

© DORNA WSBK ORGANIZATION Srl 2018