

PIRELLI Riviera di Rimini Round, 6 - 8 July 2018
World Superbike - Free Practices & Superpole Combined Results

Misano Circuit Sic 58 4.226 m

No.	Rider	Nat	Team	Bike	Class	FPs	LL	Superpole	Gap	Time	Avg
1	66 T. SYKES	GBR	Kawasaki Racing Team WorldSBK	Kawasaki ZX-10RR		1'35.385	34	1'33.640		1'33.640	162,469
2	1 J. REA	GBR	Kawasaki Racing Team WorldSBK	Kawasaki ZX-10RR		1'35.003	32	1'33.673	0.033	1'33.673	162,412
3	50 E. LAVERTY	IRL	Milwaukee Aprilia	Aprilia RSV4 RF		1'35.002	31	1'34.281	0.641	1'34.281	161,364
4	12 X. FORES	ESP	Barni Racing Team	Ducati Panigale R	IND	1'35.364	34	1'34.363	0.723	1'34.363	161,224
5	32 L. SAVADORI	ITA	Milwaukee Aprilia	Aprilia RSV4 RF		1'34.562	31	1'34.400	0.760	1'34.400	161,161
6	76 L. BAZ	FRA	GULF ALTHEA BMW Racing Team	BMW S 1000 RR		1'35.025	33	1'34.527	0.887	1'34.527	160,944
7	7 C. DAVIES	GBR	Aruba.it Racing - Ducati	Ducati Panigale R		1'35.369	31	1'34.532	0.892	1'34.532	160,936
8	33 M. MELANDRI	ITA	Aruba.it Racing - Ducati	Ducati Panigale R		1'35.294	32	1'34.533	0.893	1'34.533	160,934
9	81 J. TORRES	ESP	MV Agusta Reparto Corse	MV Agusta 1000 F4		1'35.807	31	1'34.569	0.929	1'34.569	160,873
10	2 L. CAMIER	GBR	Red Bull Honda World Superbike Team	Honda CBR1000RR		1'35.211	31	1'34.597	0.957	1'34.597	160,825
11	60 M. VAN DER MARK	NED	Pata Yamaha Official WorldSBK Team	Yamaha YZF R1		1'35.663	31	1'34.605	0.965	1'34.605	160,812
12	22 A. LOWES	GBR	Pata Yamaha Official WorldSBK Team	Yamaha YZF R1		1'35.048	36	1'35.239	1.599	1'35.239	159,741
13	36 L. MERCADO	ARG	Orelac Racing VerdNatura	Kawasaki ZX-10RR	IND	1'35.941	31	1'35.473		1'35.473	159,350
14	54 T. RAZGATLIOGLU	TUR	Kawasaki Puccetti Racing	Kawasaki ZX-10RR	IND	1'36.918	31	1'35.869	0.396	1'35.869	158,692
15	68 Y. HERNANDEZ	COL	Team Pedercini Racing	Kawasaki ZX-10RR	IND	1'36.705	33	1'35.918	0.445	1'35.918	158,610
16	94 N. CANEPA	ITA	Yamaha Motor Europe	Yamaha YZF R1	IND	1'36.136	32	1'36.064	0.591	1'36.064	158,369
17	99 P. JACOBSEN	USA	TripleM Honda World Superbike Team	Honda CBR1000RR	IND	1'37.200	32	1'36.233	0.760	1'36.233	158,091
18	40 R. RAMOS	ESP	Team GoEleven Kawasaki	Kawasaki ZX-10RR	IND	1'36.777	29	1'36.348	0.875	1'36.348	157,903
19	45 J. GAGNE	USA	Red Bull Honda World Superbike Team	Honda CBR1000RR		1'37.439	28	1'36.599	1.126	1'36.599	157,492
20	21 M. RINALDI	ITA	Aruba.it Racing - Junior Team	Ducati Panigale R	IND	1'35.439	30	1'36.644	1.171	1'36.644	157,419
21	24 A. ANDREOZZI	ITA	Guandalini Racing	Yamaha YZF R1	IND	1'37.119	32	1'37.297	1.824	1'37.297	156,362

07/07/2018

The results are provisional until the end of the time limit for protests and appeals and the completion of the technical checks.

These data/results cannot be reproduced, stored and/or transmitted in whole or in part by any manner of electronic, mechanical, photocopying, recording, broadcasting or otherwise now known or herein after developed without the previous express consent by the copyright owner, except for reproduction in daily press and regular printed publications on sale to the public within 60 days of the event related to those data/results and always provided that copyright symbol appears together as follows below.

© DORNA WSBK ORGANIZATION Srl 2018

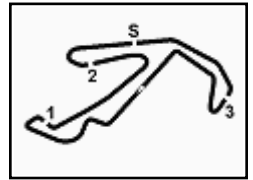
FIKZ PERUGIA TIMING



Official Tyre Supplier



Official Timekeeper



PIRELLI Riviera di Rimini Round, 6 - 8 July 2018
World Superbike - Starting Grid - Race 1
21 Laps x 4,226 km = 88,746 km

Misano Circuit Sic 58 4.226 m

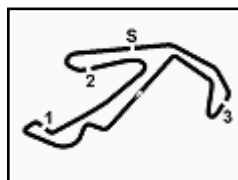
1	66 SYKES T. Kawasaki 1'33.640 SP2	2	1 REA J. Kawasaki 1'33.673 SP2	3	50 LAVERTY E. Aprilia 1'34.281 SP2
2	12 FORES X. Ducati 1'34.363 SP2	5	32 SAVADORI L. Aprilia 1'34.400 SP2	6	76 BAZ L. BMW 1'34.527 SP2
3	7 DAVIES C. Ducati 1'34.532 SP2	8	33 MELANDRI M. Ducati 1'34.533 SP2	9	81 TORRES J. MV Agusta 1'34.569 SP2
4	2 CAMIER L. Honda 1'34.597 SP2	11	60 VAN DER MARK M. Yamaha 1'34.605 SP2	12	22 LOWES A. Yamaha 1'35.239 SP2
5	36 MERCADO L. Kawasaki 1'35.473 SP1	14	54 RAZGATLIOGLU T. Kawasaki 1'35.869 SP1	15	68 HERNANDEZ Y. Kawasaki 1'35.918 SP1
6	94 CANEPA N. Yamaha 1'36.064 SP1	17	99 JACOBSEN P. Honda 1'36.233 SP1	18	40 RAMOS R. Kawasaki 1'36.348 SP1
7	45 GAGNE J. Honda 1'36.599 SP1	20	21 RINALDI M. Ducati 1'36.644 SP1	21	24 ANDREOZZI A. Yamaha 1'37.297 SP1

07/07/2018 Jury President

These data/results cannot be reproduced, stored and/or transmitted in whole or in part by any manner of electronic, mechanical, photocopying, recording, broadcasting or otherwise now known or herein after developed without the previous express consent by the copyright owner, except for reproduction in daily press and regular printed publications on sale to the public within 60 days of the event related to those data/results and always provided that copyright symbol appears together as follows below.

© DORNA WSBK ORGANIZATION Srl 2018




PIRELLI Riviera di Rimini Round, 6 - 8 July 2018
World Superbike - Results Superpole 2

Misano Circuit Sic 58 4.226 m

1 / 2

No.	Rider	Nat	Team	Bike	Class	Time	Gap	Rel.	Laps	Speed	
										Avg	Max
1	66 T. SYKES	GBR	Kawasaki Racing Team WorldSBK	Kawasaki ZX-10RR		1'33.640			6	162,469	262,1
2	1 J. REA	GBR	Kawasaki Racing Team WorldSBK	Kawasaki ZX-10RR		1'33.673	0.033	0.033	7	162,412	263,4
3	50 E. LAVERTY	IRL	Milwaukee Aprilia	Aprilia RSV4 RF		1'34.281	0.641	0.608	6	161,364	266,7
4	12 X. FORES	ESP	Barni Racing Team	Ducati Panigale R	IND	1'34.363	0.723	0.082	7	161,224	264,1
5	32 L. SAVADORI	ITA	Milwaukee Aprilia	Aprilia RSV4 RF		1'34.400	0.760	0.037	6	161,161	264,7
6	76 L. BAZ	FRA	GULF ALTHEA BMW Racing Team	BMW S 1000 RR		1'34.527	0.887	0.127	6	160,944	264,7
7	7 C. DAVIES	GBR	Aruba.it Racing - Ducati	Ducati Panigale R		1'34.532	0.892	0.005	7	160,936	264,1
8	33 M. MELANDRI	ITA	Aruba.it Racing - Ducati	Ducati Panigale R		1'34.533	0.893	0.001	7	160,934	270,0
9	81 J. TORRES	ESP	MV Agusta Reparto Corse	MV Agusta 1000 F4		1'34.569	0.929	0.036	7	160,873	261,5
10	2 L. CAMIER	GBR	Red Bull Honda World Superbike Team	Honda CBR1000RR		1'34.597	0.957	0.028	7	160,825	264,1
11	60 M. VAN DER MARK	NED	Pata Yamaha Official WorldSBK Team	Yamaha YZF R1		1'34.605	0.965	0.008	6	160,812	265,4
12	22 A. LOWES	GBR	Pata Yamaha Official WorldSBK Team	Yamaha YZF R1		1'35.239	1.599	0.634	6	159,741	265,4

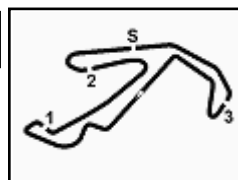
AIR	Humidity:	63%	Temp:	27°C
TRACK	Condition:	Dry	Temp:	39°C

Records	Pole (SP2)	2017 T.Sykes	1'33.662	162,430	Km/h
	Race (RC2)	2015 J.Rea	1'34.720	160,620	Km/h
	Circuit (SP2)	2017 T.Sykes	1'33.662	162,430	Km/h

Start	End	The results are provisional until the end of the time limit for protests and appeals and the completion of the technical checks.
07/07/2018 10:55	11:12	

These data/results cannot be reproduced, stored and/or transmitted in whole or in part by any manner of electronic, mechanical, photocopying, recording, broadcasting or otherwise now known or herein after developed without the previous express consent by the copyright owner, except for reproduction in daily press and regular printed publications on sale to the public within 60 days of the event related to those data/results and always provided that copyright symbol appears together as follows below.

© DORNA WSBK ORGANIZATION Srl 2018



PIRELLI Riviera di Rimini Round, 6 - 8 July 2018

World Superbike - Results Superpole 2

Misano Circuit Sic 58 4.226 m

2 / 2

Session Highlights

Local Time	No. Rider	Description
10.55.00		Start
11.01.08	33 M. MELANDRI	On the Gravel - Re-Joined - Turn 2
11.01.13	60 M. VAN DER MARK	On the Gravel - Re-Joined - Turn 2
11.01.18	12 X. FORES	On the Gravel - Re-Joined - Turn 2
11.01.23	22 A. LOWES	On the Gravel - Re-Joined - Turn 2
11.04.06	1 J. REA	Lap Cancelled (1'34.223) - Exceeded Track Limits - Turn 16
11.09.32	22 A. LOWES	Crashed - Turn 14
11.09.41	22 A. LOWES	Re-joined
11.10.15		New Best Lap
11.11.47	22 A. LOWES	Lap Cancelled (1'34.608) - Doesn't enter pit lane after crash
11.12.11		End Of Session

Fastest Laps Sequence

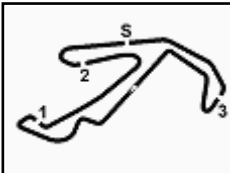
No.	Rider	Nat	Team	Bike	Local Time	Time	Gap	Avg
1	J. REA	GBR	Kawasaki Racing Team WorldSBK	Kawasaki ZX-10RR	10:58'19.850	1'34.467		161,047
50	E. LAVERTY	IRL	Milwaukee Aprilia	Aprilia RSV4 RF	11:08'42.620	1'34.441	-0.026	161,091
1	J. REA	GBR	Kawasaki Racing Team WorldSBK	Kawasaki ZX-10RR	11:09'00.473	1'33.673	-0.768	162,412
66	T. SYKES	GBR	Kawasaki Racing Team WorldSBK	Kawasaki ZX-10RR	11:10'06.523	1'33.640	-0.033	162,469

07/07/2018 Start 10:55 End 11:12 The results are provisional until the end of the time limit for protests and appeals and the completion of the technical checks.

These data/results cannot be reproduced, stored and/or transmitted in whole or in part by any manner of electronic, mechanical, photocopying, recording, broadcasting or otherwise now known or herein after developed without the previous express consent by the copyright owner, except for reproduction in daily press and regular printed publications on sale to the public within 60 days of the event related to those data/results and always provided that copyright symbol appears together as follows below.

© DORNA WSBK ORGANIZATION Srl 2018





PIRELLI Riviera di Rimini Round, 6 - 8 July 2018 World Superbike - Best Sectors & Speed Superpole 2

Misano Circuit Sic 58 4.226 m

BEST LAP			
1	66 T. SYKES	Kawasaki ZX-10RR	1'33.640
2	1 J. REA	Kawasaki ZX-10RR	1'33.673
3	50 E. LAVERTY	Aprilia RSV4 RF	1'34.281
4	12 X. FORES	Ducati Panigale R	1'34.363
5	32 L. SAVADORI	Aprilia RSV4 RF	1'34.400
6	76 L. BAZ	BMW S 1000 RR	1'34.527
7	7 C. DAVIES	Ducati Panigale R	1'34.532
8	33 M. MELANDRI	Ducati Panigale R	1'34.533
9	81 J. TORRES	MV Agusta 1000 F4	1'34.569
10	2 L. CAMIER	Honda CBR1000RR	1'34.597
11	60 M. VAN DER MARK	Yamaha YZF R1	1'34.605
12	22 A. LOWES	Yamaha YZF R1	1'35.239

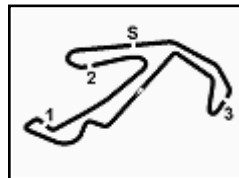
SPEED			
1	33 M. MELANDRI	Ducati Panigale R	270,0
2	50 E. LAVERTY	Aprilia RSV4 RF	266,7
3	22 A. LOWES	Yamaha YZF R1	265,4
4	60 M. VAN DER MARK	Yamaha YZF R1	265,4
5	32 L. SAVADORI	Aprilia RSV4 RF	264,7
6	76 L. BAZ	BMW S 1000 RR	264,7
7	2 L. CAMIER	Honda CBR1000RR	264,1
8	7 C. DAVIES	Ducati Panigale R	264,1
9	12 X. FORES	Ducati Panigale R	264,1
10	1 J. REA	Kawasaki ZX-10RR	263,4
11	66 T. SYKES	Kawasaki ZX-10RR	262,1
12	81 J. TORRES	MV Agusta 1000 F4	261,5

SEG. 1		SEG. 2		SEG. 3		SEG. 4		
1	66 T. SYKES	25.909	1	50 E. LAVERTY	21.137	1	66 T. SYKES	20.997
2	1 J. REA	25.912	2	33 M. MELANDRI	21.199	2	66 T. SYKES	21.014
3	22 A. LOWES	26.017	3	66 T. SYKES	21.199	3	1 J. REA	21.088
4	12 X. FORES	26.046	4	7 C. DAVIES	21.229	4	50 E. LAVERTY	21.091
5	76 L. BAZ	26.068	5	1 J. REA	21.241	5	32 L. SAVADORI	21.136
6	2 L. CAMIER	26.114	6	60 M. VAN DER MARK	21.332	6	33 M. MELANDRI	21.149
7	81 J. TORRES	26.126	7	12 X. FORES	21.341	7	7 C. DAVIES	21.163
8	32 L. SAVADORI	26.130	8	22 A. LOWES	21.349	8	81 J. TORRES	21.243
9	50 E. LAVERTY	26.150	9	76 L. BAZ	21.362	9	2 L. CAMIER	21.260
10	60 M. VAN DER MARK	26.231	10	32 L. SAVADORI	21.365	10	76 L. BAZ	21.296
11	7 C. DAVIES	26.267	11	81 J. TORRES	21.418	11	22 A. LOWES	21.299
12	33 M. MELANDRI	26.325	12	2 L. CAMIER	21.433	12	60 M. VAN DER MARK	21.311

07/07/2018

These data/results cannot be reproduced, stored and/or transmitted in whole or in part by any manner of electronic, mechanical, photocopying, recording, broadcasting or otherwise now known or herein after developed without the previous express consent by the copyright owner, except for reproduction in daily press and regular printed publications on sale to the public within 60 days of the event related to those data/results and always provided that copyright symbol appears together as follows below.

© DORNA WSBK ORGANIZATION Srl 2018



PIRELLI Riviera di Rimini Round, 6 - 8 July 2018

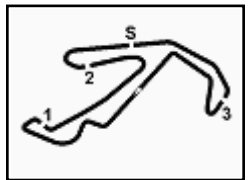
World Superbike - Ideal Times Superpole 2

Misano Circuit Sic 58 4.226 m

No.	Rider	Nat	Bike	Seg. 1	Seg. 2	Seg. 3	Seg. 4	Ideal Time			
				Diff. 1	Diff. 2	Diff. 3	Diff. 4	Best Lap	Pos.	Diff.	
1	66 T. SYKES	GBR	Kawasaki ZX-10RR	25.909	21.199	25.535	20.997	1'33.640	1'33.640	1	
2	1 J. REA	GBR	Kawasaki ZX-10RR	25.912	21.241	25.432	21.088	1'33.673	1'33.673	2	
3	50 E. LAVERTY	IRL	Aprilia RSV4 RF	26.150	21.137	25.834	21.091 0.069	1'34.212	1'34.281	3	0.069
4	12 X. FORES	ESP	Ducati Panigale R	26.046	21.341 0.048	25.826 0.088	21.014	1'34.227	1'34.363	4	0.136
5	22 A. LOWES	GBR	Yamaha YZF R1	26.017 0.383	21.349 0.108	25.586 0.416	21.299 0.081	1'34.251	1'35.239	12	0.988
6	76 L. BAZ	FRA	BMW S 1000 RR	26.068	21.362 0.155	25.646	21.296	1'34.372	1'34.527	6	0.155
7	32 L. SAVADORI	ITA	Aprilia RSV4 RF	26.130	21.365	25.769	21.136	1'34.400	1'34.400	5	
8	33 M. MELANDRI	ITA	Ducati Panigale R	26.325 0.058	21.199	25.774	21.149 0.028	1'34.447	1'34.533	8	0.086
9	2 L. CAMIER	GBR	Honda CBR1000RR	26.114	21.433 0.094	25.696	21.260	1'34.503	1'34.597	10	0.094
10	7 C. DAVIES	GBR	Ducati Panigale R	26.267	21.229	25.873	21.163	1'34.532	1'34.532	7	
11	60 M. VAN DER MARK	NED	Yamaha YZF R1	26.231	21.332	25.662	21.311 0.069	1'34.536	1'34.605	11	0.069
12	81 J. TORRES	ESP	MV Agusta 1000 F4	26.126	21.418 0.005	25.762 0.006	21.243 0.009	1'34.549	1'34.569	9	0.020
Overall Ideal Time				25.909	21.137	25.432	20.997	1'33.475			

07/07/2018
These data/results cannot be reproduced, stored and/or transmitted in whole or in part by any manner of electronic, mechanical, photocopying, recording, broadcasting or otherwise now known or herein after developed without the previous express consent by the copyright owner, except for reproduction in daily press and regular printed publications on sale to the public within 60 days of the event related to those data/results and always provided that copyright symbol appears together as follows below.
© DORNA WSBK ORGANIZATION Srl 2018





PIRELLI Riviera di Rimini Round, 6 - 8 July 2018 World Superbike - Chronological Analysis Superpole 2

Misano Circuit Sic 58 4.226 m

1° 66 T. SYKES (1'33.640)								7° 7 C. DAVIES (1'34.532)							
Lap	Seg.1	Seg.2	Seg.3	Seg.4	Lap Time	km/h	Local Time	Lap	Seg.1	Seg.2	Seg.3	Seg.4	Lap Time	km/h	Local Time
1							10:55'41.061	1							10:55'31.283
2	45.455	22.966	27.023	21.651	1'57.095P	260,2	10:57'38.156	2	43.717	23.315	27.473	21.894	1'56.399P	262,1	10:57'27.682
3	26.415	21.474	25.857	21.156	1'34.902	262,1	10:59'13.058	3	26.531	21.560	26.150	21.352	1'35.593	264,1	10:59'03.275
4	26.422	21.524	25.941	21.242	1'35.129	261,5	11:00'48.187	4	26.317	21.448	26.090	21.427	1'35.282	264,1	11:00'38.557
5	27.250	22.095	26.824	4'36.149	5'52.318P	259,6	11:06'40.505	5	28.101	23.126	27.686	4'22.564	5'41.477P	250,6	11:06'20.034
6	42.253	22.241	26.623	21.261	1'52.378P	259,0	11:08'32.883	6	42.098	22.700	27.369	22.060	1'54.227P	263,4	11:08'14.261
7	25.909	21.199	25.535	20.997	1'33.640	260,9	11:10'06.523	7	26.443	22.362	28.188	21.748	1'38.741	248,3	11:09'53.002
								8	26.267	21.229	25.873	21.163	1'34.532	263,4	11:11'27.534

2° 1 J. REA (1'33.673)								8° 33 M. MELANDRI (1'34.533)							
Lap	Seg.1	Seg.2	Seg.3	Seg.4	Lap Time	km/h	Local Time	Lap	Seg.1	Seg.2	Seg.3	Seg.4	Lap Time	km/h	Local Time
1							10:54'49.646	1							10:54'56.474
2	45.612	22.068	26.372	21.685	1'55.737P	262,1	10:56'45.383	2	42.953	24.101	26.932	21.800	1'55.786P	267,3	10:56'52.260
3	26.095	21.474	25.714	21.184	1'34.467	263,4	10:58'19.850	3	26.360	21.389	25.920	21.253	1'34.922	270,0	10:58'27.182
4	26.094	21.319	25.465	21.345	1'34.223C	263,4	10:59'54.073	4	26.356	21.318	25.925	21.149	1'34.748	264,7	11:00'01.930
5	30.123	22.048	28.428	4'20.496	5'41.095P	231,3	11:05'35.168	5	29.452	22.313	27.032	4'29.814	5'48.611P	262,1	11:05'50.541
6	42.119	21.926	26.256	21.331	1'51.632P	263,4	11:07'26.800	6	48.987	25.798	29.141	21.543	2'05.469P	246,6	11:07'56.010
7	25.912	21.241	25.432	21.088	1'33.673	263,4	11:09'00.473	7	26.383	21.199	25.774	21.177	1'34.533	267,3	11:09'30.543
8	32.294	23.793	27.208	25.644	1'48.939	262,8	11:10'49.412	8	26.325	21.275	25.792	21.209	1'34.601	268,0	11:11'05.144

3° 50 E. LAVERTY (1'34.281)								9° 81 J. TORRES (1'34.569)							
Lap	Seg.1	Seg.2	Seg.3	Seg.4	Lap Time	km/h	Local Time	Lap	Seg.1	Seg.2	Seg.3	Seg.4	Lap Time	km/h	Local Time
1		23.592	27.211	21.719		261,5	10:56'51.106	1							10:54'47.556
2	26.394	21.387	25.929	21.329	1'35.039	266,0	10:58'26.145	2	48.357	22.089	26.282	21.691	1'58.419P	259,6	10:56'45.975
3	26.292	21.342	25.965	21.265	1'34.864	266,7	11:00'01.009	3	26.339	21.609	25.960	21.278	1'35.186	260,9	10:58'21.161
4	28.996	22.347	27.214	34.792	1'53.349P	255,3	11:01'54.358	4	26.287	21.475	25.953	21.358	1'35.073	260,2	10:59'56.234
5	3'59.353	23.582	28.114	22.772	5'13.821P	242,2	11:07'08.179	5	26.842	21.670	26.558	4'32.252	5'47.322P	252,3	11:05'43.556
6	26.279	21.213	25.858	21.091	1'34.441	266,0	11:08'42.620	6	42.273	22.330	27.292	21.817	1'53.712P	252,9	11:07'37.268
7	26.150	21.137	25.834	21.160	1'34.281	266,0	11:10'16.901	7	26.126	21.423	25.768	21.252	1'34.569	260,9	11:09'11.837
								8	26.235	21.418	25.762	21.243	1'34.658	261,5	11:10'46.495

4° 12 X. FORES (1'34.363)								10° 2 L. CAMIER (1'34.597)							
Lap	Seg.1	Seg.2	Seg.3	Seg.4	Lap Time	km/h	Local Time	Lap	Seg.1	Seg.2	Seg.3	Seg.4	Lap Time	km/h	Local Time
1							10:54'59.293	1							10:56'48.356
2	43.431	23.014	26.667	22.773	1'55.885P	263,4	10:56'55.178	2	26.400	22.843	26.709	21.729		257,8	10:56'48.356
3	26.552	21.586	26.151	21.266	1'35.555	264,1	10:58'30.733	3	26.469	21.656	25.853	21.407	1'35.316	261,5	10:58'23.672
4	26.424	21.489	26.085	21.210	1'35.208	263,4	11:00'05.941	4	26.398	21.604	26.037	21.529	1'35.568	262,8	11:00'59.409
5	28.613	21.927	26.892	4'26.335	5'43.767P	255,3	11:05'49.708	5	26.941	21.965	26.419	31.442	1'46.767P	259,0	11:03'21.744
6	44.579	26.306	29.155	21.426	2'01.466P	230,8	11:07'51.174	6	2'56.350	22.116	26.050	21.330	4'05.846P	261,5	11:07'27.590
7	26.186	21.341	25.826	21.051	1'34.404	264,1	11:09'25.578	7	26.114	21.527	25.696	21.260	1'34.597	263,4	11:09'02.187
8	26.046	21.389	25.914	21.014	1'34.363	264,1	11:10'59.941	8	26.197	21.433	25.790	21.387	1'34.807	264,1	11:10'36.994

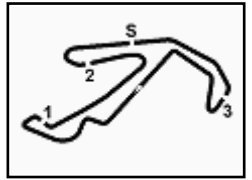
5° 32 L. SAVADORI (1'34.400)								11° 60 M. VAN DER MARK (1'34.605)							
Lap	Seg.1	Seg.2	Seg.3	Seg.4	Lap Time	km/h	Local Time	Lap	Seg.1	Seg.2	Seg.3	Seg.4	Lap Time	km/h	Local Time
1		22.673	27.276	22.040		264,1	10:56'53.770	1							10:56'56.318
2	26.286	21.453	25.982	21.273	1'34.994	264,1	10:58'28.764	2	26.296	21.485	25.816	21.340	1'34.937	265,4	10:58'31.255
3	26.227	21.387	25.803	21.378	1'34.795	263,4	11:00'03.559	3	26.460	21.555	25.945	21.331	1'35.291	264,1	11:00'06.546
4	28.456	22.115	26.876	34.145	1'51.592P	260,2	11:01'55.151	4	28.263	21.881	26.282	34.263	1'50.689P	264,1	11:01'57.235
5	4'23.462	22.413	26.534	21.688	5'34.097P	263,4	11:07'29.248	5	4'22.392	22.242	26.406	21.574	5'32.614P	259,6	11:07'29.849
6	26.130	21.365	25.769	21.136	1'34.400	264,7	11:09'03.648	6	26.231	21.332	25.662	21.380	1'34.605	263,4	11:09'04.454
7	26.164	21.389	25.799	21.429	1'34.781	264,7	11:10'38.429	7	26.271	21.408	25.888	21.311	1'34.878	264,1	11:10'39.332

6° 76 L. BAZ (1'34.527)								12° 22 A. LOWES (1'35.239)							
Lap	Seg.1	Seg.2	Seg.3	Seg.4	Lap Time	km/h	Local Time	Lap	Seg.1	Seg.2	Seg.3	Seg.4	Lap Time	km/h	Local Time
1		22.047	26.275	21.833		262,1	10:56'45.682	1							10:57'07.129
2	26.157	21.536	25.702	21.324	1'34.719	264,7	10:58'20.401	2	26.546	21.622	26.056	21.299	1'35.523	263,4	10:58'42.652
3	26.149	21.374	25.945	21.417	1'34.885	262,1	10:59'55.286	3	26.400	21.457	26.002	21.380	1'35.239	262,8	11:00'17.891
4	28.475	21.910	26.816	36.027	1'53.228P	254,1	11:01'48.514	4	30.491	21.999	27.812	37.117	1'57.419P	262,1	11:02'15.310
5	4'29.015	22.068	26.201	21.463	5'38.747P	262,1	11:07'27.261	5	4'22.679	25.499	28.967	21.519	5'38.664P	242,7	11:07'53.974
6	26.068	21.517	25.646	21.296	1'34.527	262,8	11:09'01.788	6	26.017	21.483	25.586	38.190	1'51.276	265,4	11:09'45.250
7	26.084	21.362	25.903	21.792	1'35.141	261,5	11:10'36.929	7	26.119	21.349	25.992	21.228	1'34.688C	264,1	11:11'19.938

07/07/2018 P = Pits In/Out - C = Lap Time Cancelled

These data/results cannot be reproduced, stored and/or transmitted in whole or in part by any manner of electronic, mechanical, photocopying, recording, broadcasting or otherwise now known or herein after developed without the previous express consent by the copyright owner, except for reproduction in daily press and regular printed publications on sale to the public within 60 days of the event related to those data/results and always provided that copyright symbol appears together as follows below.

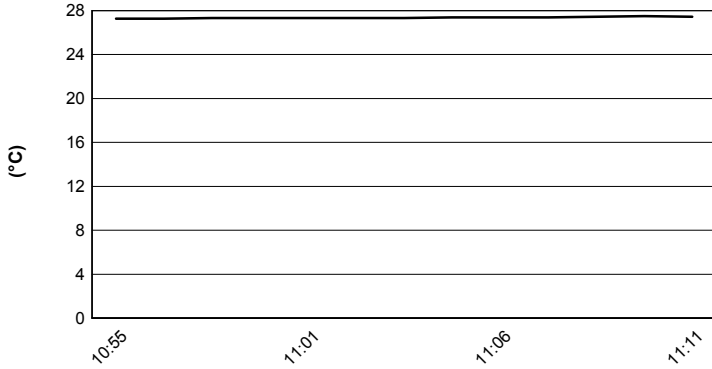
© DORNA WSBK ORGANIZATION Srl 2018



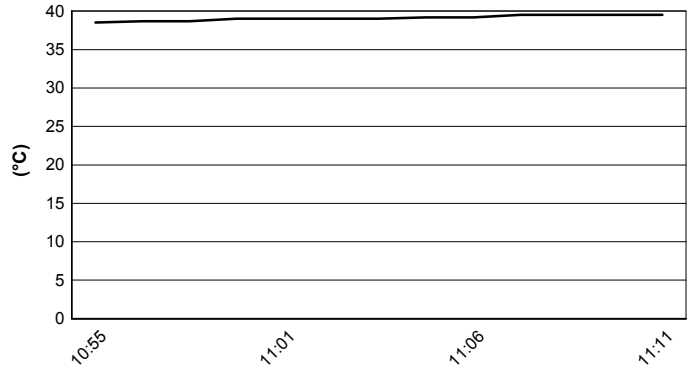
Misano Circuit Sic 58 4.226 m

PIRELLI Riviera di Rimini Round, 6 - 8 July 2018
World Superbike - Weather Report Superpole 2
 Session started 10:55 - Session ended 11:12


Air Temperature



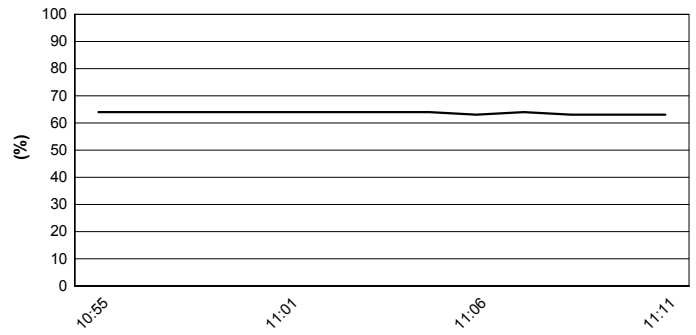
Track Temperature



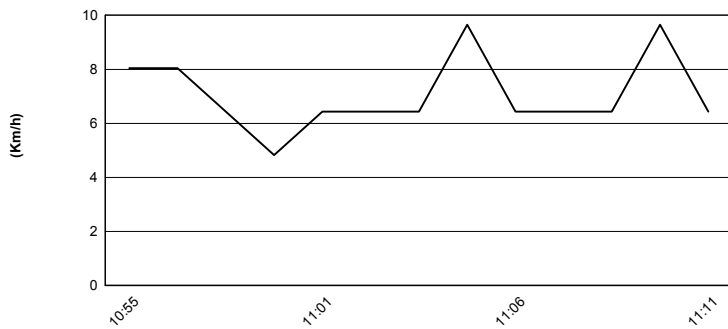
Air Pressure



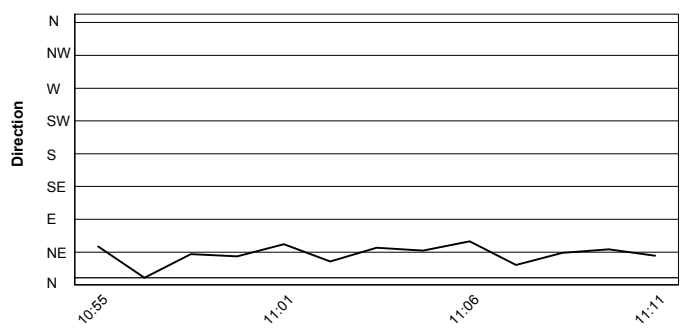
Humidity



Wind Speed



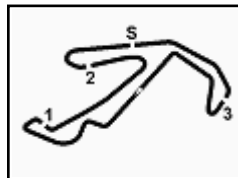
Wind Direction



07/07/2018

These data/results cannot be reproduced, stored and/or transmitted in whole or in part by any manner of electronic, mechanical, photocopying, recording, broadcasting or otherwise now known or herein after developed without the previous express consent by the copyright owner, except for reproduction in daily press and regular printed publications on sale to the public within 60 days of the event related to those data/results and always provided that copyright symbol appears together as follows below.

© DORNA WSBK ORGANIZATION Srl 2018



PIRELLI Riviera di Rimini Round, 6 - 8 July 2018

World Superbike - Superpole Ranking

Misano Circuit Sic 58 4.226 m

	2015	2016	2017	2018
01 Phillip Island Grand Prix Circuit	Rea (Gbr) Kaw 1'31.212 (175,4 Km/h)	Sykes (Gbr) Kaw 1'30.020 (177,8 Km/h)	Rea (Gbr) Kaw 1'29.573 (178,6 Km/h)	Sykes (Gbr) Kaw 1'30.099 (177,6 Km/h)
02 Chang International Circuit	Rea (Gbr) Kaw 1'33.382 (175,6 Km/h)	van der Mark (Ned) Hon 1'33.452 (175,4 Km/h)	Rea (Gbr) Kaw 1'32.957 (176,4 Km/h)	Rea (Gbr) Kaw 1'32.814 (176,6 Km/h)
03 Motorland Aragon	Haslam (Gbr) Apr 1'49.664 (166,7 Km/h)	Sykes (Gbr) Kaw 1'49.374 (167,1 Km/h)	Davies (Gbr) Duc 1'49.319 (167,2 Km/h)	Melandri (Ita) Duc 1'49.543 (166,8 Km/h)
04 TT Circuit Assen	Sykes (Gbr) Kaw 1'34.789 (172,5 Km/h)	Sykes (Gbr) Kaw 1'35.440 (171,3 Km/h)	Rea (Gbr) Kaw 1'33.505 (174,9 Km/h)	Lowes (Gbr) Yam 1'34.066 (173,8 Km/h)
05 Autodromo Internazionale Enzo e Dino	Giugliano (Ita) Duc 1'46.382 (167,0 Km/h)	Davies (Gbr) Duc 1'45.598 (168,3 Km/h)	Davies (Gbr) Duc 1'45.662 (168,2 Km/h)	Rea (Gbr) Kaw 1'45.797 (168,0 Km/h)
06 Donington Park	Sykes (Gbr) Kaw 1'27.071 (166,3 Km/h)	Sykes (Gbr) Kaw 1'26.712 (167,0 Km/h)	Sykes (Gbr) Kaw 1'26.641 (167,2 Km/h)	Sykes (Gbr) Kaw 1'26.663 (167,1 Km/h)
07 Automotodrom Brno				Sykes (Gbr) Kaw 1'57.687 (165,3 Km/h)
08 WeatherTech Raceway Laguna Seca	Davies (Gbr) Duc 1'22.101 (158,3 Km/h)	Sykes (Gbr) Kaw 1'22.155 (158,2 Km/h)	Sykes (Gbr) Kaw 1'22.476 (157,6 Km/h)	Davies (Gbr) Duc 1'22.282 (157,9 Km/h)
09 Misano World Circuit "Marco Simoncelli"	Sykes (Gbr) Kaw 1'34.214 (161,5 Km/h)	Sykes (Gbr) Kaw 1'34.037 (161,8 Km/h)	Sykes (Gbr) Kaw 1'33.662 (162,4 Km/h)	Sykes (Gbr) Kaw 1'33.640 (162,5 Km/h)
10 Autódromo Internacional do Algarve	Giugliano (Ita) Duc 1'41.764 (162,4 Km/h)		Rea (Gbr) Kaw 1'41.430 (163,0 Km/h)	
11 Magny-Cours	Haslam (Gbr) Apr 1'56.404 (136,4 Km/h)	Rea (Gbr) Kaw 1'52.881 (140,7 Km/h)	Rea (Gbr) Kaw 1'56.555 (136,2 Km/h)	
13 Losail International Circuit	Sykes (Gbr) Kaw 1'56.821 (165,8 Km/h)	Rea (Gbr) Kaw 1'56.356 (166,5 Km/h)	Rea (Gbr) Kaw 1'56.228 (166,6 Km/h)	

2018

- 4 T. Sykes
- 2 J. Rea
- 1 M. Melandri
- 1 C. Davies
- 1 A. Lowes

ALL TIMES

- | | | | |
|---------------|----------------|------------------|-------------------|
| 46 T. Sykes | 6 J. Kocinski | 2 D. Tardozzi | 1 R. Burnett |
| 43 T. Corser | 6 C. Crutchlow | 2 A. Yanagawa | 1 J. Reynolds |
| 26 T. Bayliss | 6 C. Davies | 2 M. Lucchinelli | 1 S. Hislop |
| 21 C. Fogarty | 5 D. Giugliano | 2 B. Bostrom | 1 M. Mladin |
| 17 D. Polen | 5 M. Biaggi | 2 B. Monti | 1 R. Xaus |
| 16 N. Hodgson | 4 F. Merkel | 2 M. Campbell | 1 M. Tamada |
| 16 J. Rea | 4 J. Toseland | 2 Y. Nagai | 1 L. Lanzi |
| 15 C. Edwards | 4 S. Guintoli | 2 M. Neukirchner | 1 M. Fabrizio |
| 11 B. Spies | 3 S. Mertens | 2 L. Baz | 1 A. Badovini |
| 10 P. Chili | 3 R. Phillis | 2 E. Laverty | 1 F. Nieto |
| 10 C. Checa | 3 S. Martin | 1 M. Doohan | 1 T. Hill |
| 9 R. Roche | 3 C. Vermeulen | 1 D. Chandler | 1 A. Lowes |
| 8 G. Falappa | 3 Y. Kagayama | 1 P. Goddard | 1 J. Hopkins |
| 8 S. Russell | 3 L. Haslam | 1 M. Dowson | 1 M. van der Mark |
| 8 A. Slight | 3 J. Smrz | 1 A. Vieira | 1 I. Jaitovich |
| 7 N. Haga | 3 M. Melandri | 1 T. Kipp | |
| 7 R. Laconi | 2 A. Gobert | 1 S. Crafar | |

07/07/2018

These data/results cannot be reproduced, stored and/or transmitted in whole or in part by any manner of electronic, mechanical, photocopying, recording, broadcasting or otherwise now known or herein after developed without the previous express consent by the copyright owner, except for reproduction in daily press and regular printed publications on sale to the public within 60 days of the event related to those data/results and always provided that copyright symbol appears together as follows below.

© DORNA WSBK ORGANIZATION Srl 2018

PIRELLI PERUGIA TIMING



Official Tyre Supplier



Official Timekeeper