

PIRELLI Riviera di Rimini Round, 6 - 8 July 2018

World Supersport - Biographical Entry List

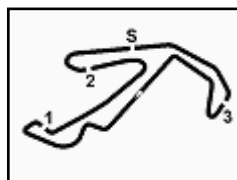
Misano Circuit Sic 58 4.226 m

No.	Rider (Abbreviation)			Nat	Bike Team	Wins 2018	Podiums 2018	Pole 2018	Races 2018	Tyres	Class
	Age	Date of Birth	Place of Birth								
1	3	DE ROSA Raffaele (DeR)	ITA	MV Agusta F3 675 MV Agusta Reparto Corse by Vamag					35	Pirelli	
		31 25/03/1987	Napoli						7		
2	6	PEROLARI Corentin (Per)	FRA	Yamaha YZF R6 GMT94 Yamaha					2	Pirelli	
		20 13/04/1998	Bagnols-sur-Cèze						2		
3	10	CALERO Nacho (Cal)	ESP	Kawasaki ZX-6R Orelac Racing VerdNatura					64	Pirelli	
		27 05/07/1991	Valencia						7		
4	11	CORTESE Sandro (Cor)	GER	Yamaha YZF R6 Kallio Racing	2	4	3		7	Pirelli	
		28 06/01/1990	Ochsenhausen		2	4	3		7		
5	13	WEST Anthony (Wes)	AUS	Kawasaki ZX-6R EAB antwest Racing	2	9			32	Pirelli	
		36 17/07/1981	Maryborough						6		
6	15	COPPOLA Alfonso (Cop)	ITA	Yamaha YZF R6 GRT Yamaha Official WorldSSP Junior Team					5	Pirelli	ESS
		20 15/09/1997	Scafati						5		
7	16	CLUZEL Jules (Clu)	FRA	Yamaha YZF R6 NRT	15	38	20		64	Pirelli	
		29 12/10/1988	Montluçon		3	5	1		7		
8	19	BALDOLINI Alex (Bal)	ITA	Honda CBR600RR GEMAR Team Lorini					58	Pirelli	
		33 24/01/1985	Cesena						1		
9	21	KRUMMENACHER Randy (Kru)	SUI	Yamaha YZF R6 BARDAHL Evan Bros. WorldSSP Team	2	6	1		19	Pirelli	
		28 24/02/1990	Zurich		1	3			7		
10	22	LAHTI Eemeli (Lah)	FIN	Suzuki GSX-R600 Sterkman Motorsport by HRP					6	Pirelli	ESS
		21 17/09/1996	Lahti						5		
11	32	MORAIS Sheridan (Mor)	POR	Kawasaki ZX-6R Kawasaki Puccetti Racing	1	3	1		41	Pirelli	
		33 11/03/1985	Johannesburg						4		
12	34	ITURRIOZ Javier Ezequiel (Itu)	ARG	Kawasaki ZX-6R Team GoEleven Kawasaki					7	Pirelli	
		27 09/09/1990	Vicuña Mackenna						3		
13	35	HILL Stefan (Hil)	GBR	Triumph Daytona 675 Profile Racing					27	Pirelli	
		20 23/02/1998	Coventry						5		
14	36	GRADINGER Thomas (Gra)	AUT	Yamaha YZF R6 NRT					8	Pirelli	
		21 11/08/1996	St. Marienkirchen						7		
15	38	SOOMER Hannes (Soo)	EST	Honda CBR600RR Racedays					20	Pirelli	
		20 17/02/1998	Tallinn						7		
16*	42	BUSSOLOTTI Marco (Bus)	ITA	Yamaha YZF R6 Team ROSSO CORSA					9	Pirelli	
		28 27/05/1990	Ancona								
17**	43	VALTULINI Stefano (Val)	ITA	Kawasaki ZX-6R Pleo Racing Team						Pirelli	
		22 05/07/1996	Calcinate								
18	47	HARTOG Rob (Har)	NED	Kawasaki ZX-6R Team Hartog - Against Cancer					14	Pirelli	ESS
		26 26/03/1992	Abbekerk						5		
19	56	SEBESTYEN Peter (Seb)	HUN	Honda CBR600RR CIA Landlord Insurance Honda					12	Pirelli	
		24 16/05/1994	Budapest						3		
20**	60	GABELLINI Lorenzo (Gab)	ITA	Yamaha YZF R6 G.A.S. Racing Team					1	Pirelli	
		18 08/09/1999	Rimini						1		
21*	63	STIRPE Davide (Sti)	ITA	MV Agusta F3 675 Extreme Racing BARDAHL					9	Pirelli	
		25 01/08/1992	Rome								
22	64	CARICASULO Federico (Car)	ITA	Yamaha YZF R6 GRT Yamaha Official WorldSSP Team	2	7	2		30	Pirelli	
		22 06/04/1996	Ravenna			2			6		
23**	65	CANDUCCI Michael (Can)	ITA	Yamaha YZF R6 Team Rosso e Nero					22	Pirelli	
		21 28/06/1997	Ravenna						6		
24	74	VAN SIKKELERUS Jaimie (vSk)	NED	Honda CBR600RR GEMAR Team Lorini					17	Pirelli	
		21 25/05/1997	Curacao						6		
25	77	TESSELS Wayne (Tes)	NED	Kawasaki ZX-6R Chromeburner Wayne's Racingteam MTM					5	Pirelli	ESS
		24 21/04/1994	Nieuweigen						5		
26	78	OKUBO Hikari (Oku)	JPN	Kawasaki ZX-6R Kawasaki Puccetti Racing					30	Pirelli	
		24 11/08/1993	Kodaira						7		
27	81	STAPLEFORD Luke (Sta)	GBR	Yamaha YZF R6 Profile Racing			1		32	Pirelli	
		26 11/07/1991	Leicester						7		
28	84	CRESSON Loris (Cre)	BEL	Yamaha YZF R6 Kallio Racing					14	Pirelli	
		19 14/08/1998	Braine L'Alleud						7		
29	86	BADOVINI Ayrton (Bad)	ITA	MV Agusta F3 675 MV Agusta Reparto Corse by Vamag	1	2			16	Pirelli	
		32 31/05/1986	Biella						7		
30	88	STANGE Christian (Sta)	GER	Kawasaki ZX-6R Team GoEleven Kawasaki						Pirelli	
		20 05/06/1998	Most								
31**	93	MERCANDELLI Roberto (Mer)	ITA	Honda CBR600RR Scuderia Improve - Firenze Motor						Pirelli	
		24 23/09/1993	Carate Brianza								
32	97	BODIS Richard (Bod)	HUN	Kawasaki ZX-6R NORDFILM Packaging SSP Hungary Racing						Pirelli	ESS
		23 23/11/1994	Budapest								
33	111	SMITH Kyle (Smi)	GBR	Honda CBR600RR CIA Landlord Insurance Honda	3	6			43	Pirelli	
		26 16/09/1991	Hudersfield						7		
34	144	MAHIAS Lucas (Mah)	FRA	Yamaha YZF R6 GRT Yamaha Official WorldSSP Team	3	11	4		30	Pirelli	
		29 14/04/1989	Mont de Marsan		1	2	3		7		

06/07/2018 * = Wild Card ** = One Event

These data/results cannot be reproduced, stored and/or transmitted in whole or in part by any manner of electronic, mechanical, photocopying, recording, broadcasting or otherwise now known or herein after developed without the previous express consent by the copyright owner, except for reproduction in daily press and regular printed publications on sale to the public within 60 days of the event related to those data/results and always provided that copyright symbol appears together as follows below.

© DORNA WSBK ORGANIZATION Srl 2018



PIRELLI Riviera di Rimini Round, 6 - 8 July 2018

World Supersport - Results Free Practice 1st Session

Misano Circuit Sic 58 4.226 m

1 / 3

No.	Rider	Nat	Team	Bike	Class	Time	Gap	Rel.	Laps	Speed	
										Avg	Max
1	64 F. CARICASULO	ITA	GRT Yamaha Official WorldSSP Team	Yamaha YZF R6		1'38.204			23	154,918	236,3
2	16 J. CLUZEL	FRA	NRT	Yamaha YZF R6		1'38.485	0.281	0.281	14	154,476	239,5
3	144 L. MAHIAS	FRA	GRT Yamaha Official WorldSSP Team	Yamaha YZF R6		1'38.522	0.318	0.037	18	154,418	234,3
4	3 R. DE ROSA	ITA	MV Agusta Reparto Corse by Vomag	MV Agusta F3 675		1'38.656	0.452	0.134	22	154,209	231,3
5	11 S. CORTESE	GER	Kallio Racing	Yamaha YZF R6		1'38.859	0.655	0.203	14	153,892	235,3
6	111 K. SMITH	GBR	CIA Landlord Insurance Honda	Honda CBR600RR		1'38.954	0.750	0.095	20	153,744	233,8
7	13 A. WEST	AUS	EAB antwest Racing	Kawasaki ZX-6R		1'39.054	0.850	0.100	20	153,589	233,8
8	43 S. VALTULINI	ITA	Pleo Racing Team	Kawasaki ZX-6R		1'39.087	0.883	0.033	18	153,538	238,9
9	21 R. KRUMMENACHER	SUI	BARDAHL Evan Bros. WorldSSP Team	Yamaha YZF R6		1'39.101	0.897	0.014	18	153,516	235,8
10	42 M. BUSSOLOTTI	ITA	Team ROSSO CORSA	Yamaha YZF R6		1'39.142	0.938	0.041	13	153,453	233,3
11	32 S. MORAIS	POR	Kawasaki Puccetti Racing	Kawasaki ZX-6R		1'39.237	1.033	0.095	20	153,306	233,3
12	86 A. BADOVINI	ITA	MV Agusta Reparto Corse by Vomag	MV Agusta F3 675		1'39.318	1.114	0.081	17	153,181	233,3
13	63 D. STIRPE	ITA	Extreme Racing BARDAHL	MV Agusta F3 675		1'39.334	1.130	0.016	20	153,156	234,3
14	65 M. CANDUCCI	ITA	Team Rosso e Nero	Yamaha YZF R6		1'39.472	1.268	0.138	22	152,944	237,4
15	78 H. OKUBO	JPN	Kawasaki Puccetti Racing	Kawasaki ZX-6R		1'39.500	1.296	0.028	19	152,901	234,3
16	36 T. GRADINGER	AUT	NRT	Yamaha YZF R6		1'39.604	1.400	0.104	19	152,741	237,9
17	47 R. HARTOG	NED	Team Hartog - Against Cancer	Kawasaki ZX-6R	ESS	1'39.674	1.470	0.070	19	152,634	231,3
18	15 A. COPPOLA	ITA	GRT Yamaha Official WorldSSP Junior Team	Yamaha YZF R6	ESS	1'39.762	1.558	0.088	19	152,499	233,3
19	81 L. STAPLEFORD	GBR	Profile Racing	Yamaha YZF R6		1'39.802	1.598	0.040	18	152,438	234,8
20	60 L. GABELLINI	ITA	G.A.S. Racing Team	Yamaha YZF R6		1'39.883	1.679	0.081	21	152,314	225,9
21	84 L. CRESSON	BEL	Kallio Racing	Yamaha YZF R6		1'40.105	1.901	0.222	19	151,976	238,4
22	93 R. MERCANDELLI	ITA	Scuderia Improve - Firenze Motor	Honda CBR600RR		1'40.173	1.969	0.068	19	151,873	230,8
23	19 A. BALDOLINI	ITA	GEMAR Team Lorini	Honda CBR600RR		1'40.561	2.357	0.388	17	151,287	235,3
24	6 C. PEROLARI	FRA	GMT94 Yamaha	Yamaha YZF R6		1'40.604	2.400	0.043	23	151,223	232,8
25	38 H. SOOMER	EST	Racedays	Honda CBR600RR		1'40.659	2.455	0.055	19	151,140	232,8
26	35 S. HILL	GBR	Profile Racing	Triumph Daytona 675		1'40.667	2.463	0.008	17	151,128	231,3
27	10 N. CALERO	ESP	Orelac Racing VerdNatura	Kawasaki ZX-6R		1'40.790	2.586	0.123	18	150,944	229,3
28	56 P. SEBESTYEN	HUN	CIA Landlord Insurance Honda	Honda CBR600RR		1'41.023	2.819	0.233	19	150,595	231,3
29	77 W. TESSELS	NED	Chromeburner Wayne's Racingteam MiM	Kawasaki ZX-6R	ESS	1'41.245	3.041	0.222	20	150,265	228,8
30	22 E. LAHTI	FIN	Sterkman Motorsport by HRP	Suzuki GSX-R600	ESS	1'41.802	3.598	0.557	18	149,443	231,3
31	34 J. ITURRIOZ	ARG	Team GoEleven Kawasaki	Kawasaki ZX-6R		1'42.049	3.845	0.247	22	149,081	228,8
32	88 C. STANGE	GER	Team GoEleven Kawasaki	Kawasaki ZX-6R		1'42.154	3.950	0.105	21	148,928	231,3
33	74 J. VAN SIKKELERUS	NED	GEMAR Team Lorini	Honda CBR600RR		1'42.867	4.663	0.713	16	147,896	229,3
34	97 R. BODIS	HUN	NORDFILM Packaging SSP Hungary Racing	Kawasaki ZX-6R	ESS	1'44.107	5.903	1.240	17	146,134	227,4

Qualifying Lap Time (107% of 1'38.204): 1'45.079

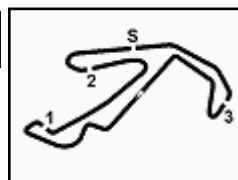
AIR	Humidity:	62%	Temp:	27°C
TRACK	Condition:	Dry	Temp:	37°C

Records	Pole (QP)	2015 J.Cluzel	1'37.482	156,070	Km/h
	Race (RC)	2015 J.Cluzel	1'38.239	154,860	Km/h
	Circuit (QP)	2015 J.Cluzel	1'37.482	156,070	Km/h

Start 06/07/2018 10:40 End 11:31 The results are provisional until the end of the time limit for protests and appeals and the completion of the technical checks.

These data/results cannot be reproduced, stored and/or transmitted in whole or in part by any manner of electronic, mechanical, photocopying, recording, broadcasting or otherwise now known or herein after developed without the previous express consent by the copyright owner, except for reproduction in daily press and regular printed publications on sale to the public within 60 days of the event related to those data/results and always provided that copyright symbol appears together as follows below.

© DORNA WSBK ORGANIZATION Srl 2018



PIRELLI Riviera di Rimini Round, 6 - 8 July 2018

World Supersport - Results Free Practice 1st Session

Misano Circuit Sic 58 4.226 m

2 / 3

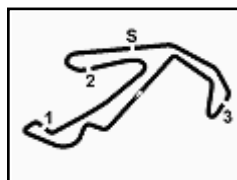
Session Highlights

Local Time	No. Rider	Description
10.40.00		Start
10.41.42		WorldSSP Pit Intervention Time: 1min 18secs
10.44.05	56 P. SEBESTYEN	Lap Cancelled (1'46.754) - Exceeded Track Limits - Turn 11
10.44.17	34 J. ITURRIOZ	Lap Cancelled (2'02.335) - Exceeded Track Limits - Turn 11
10.45.15	88 C. STANGE	Current Lap Cancelled - Exceeded Track Limits - Turn 6
10.46.09	38 H. SOOMER	Lap Cancelled (1'43.147) - Exceeded Track Limits - Turn 11
10.46.39	16 J. CLUZEL	Crashed - Turn 2
10.47.24	36 T. GRADINGER	Lap Cancelled (1'45.707) - Exceeded Track Limits - Turn 11
10.47.42	111 K. SMITH	Current Lap Cancelled - Exceeded Track Limits - Turn 11
10.48.08	16 J. CLUZEL	Re-joined
10.48.59	65 M. CANDUCCI	Current Lap Cancelled - Exceeded Track Limits - Turn 6
10.49.14	38 H. SOOMER	Lap Cancelled (1'41.157) - Exceeded Track Limits - Turn 11
10.49.58	10 N. CALERO	On the Gravel - Re-Joined - Turn 6
10.50.08	111 K. SMITH	Current Lap Cancelled - Exceeded Track Limits - Turn 1
10.53.17	65 M. CANDUCCI	Lap Cancelled (1'40.745) - Exceeded Track Limits - Turn 11
10.54.31	65 M. CANDUCCI	Current Lap Cancelled - Exceeded Track Limits - Turn 11
10.55.10	84 L. CRESSON	Current Lap Cancelled - Exceeded Track Limits - Turn 1
10.56.25	22 E. LAHTI	Lap Cancelled (1'44.419) - Exceeded Track Limits - Turn 11
10.57.49	88 C. STANGE	Lap Cancelled (5'56.165) - Exceeded Track Limits - Turn 11
11.02.05	65 M. CANDUCCI	Current Lap Cancelled - Exceeded Track Limits - Turn 11
11.05.06	74 J. VAN SIKKELERUS	Current Lap Cancelled - Exceeded Track Limits - Turn 1
11.05.10	88 C. STANGE	Current Lap Cancelled - Exceeded Track Limits - Turn 1
11.06.32	97 R. BODIS	Lap Cancelled (1'44.920) - Exceeded Track Limits - Turn 11
11.06.42	36 T. GRADINGER	Lap Cancelled (1'40.739) - Exceeded Track Limits - Turn 11
11.07.00	36 T. GRADINGER	On the Gravel - Re-Joined - Turn 6
11.08.03	15 A. COPPOLA	Transponder temperature is high (90°C)
11.08.03	21 R. KRUMMENACHER	Transponder temperature is high (90°C)
11.08.25	3 R. DE ROSA	Lap Cancelled (1'39.841) - Exceeded Track Limits - Turn 16
11.08.32	10 N. CALERO	Current Lap Cancelled - Exceeded Track Limits - Turn 1
11.11.21	34 J. ITURRIOZ	On the Gravel - Re-Joined - Turn 15
11.11.33	144 L. MAHIAS	Lap Cancelled (1'39.584) - Exceeded Track Limits - Turn 1
11.11.54	10 N. CALERO	Current Lap Cancelled - Exceeded Track Limits - Turn 1
11.12.13	84 L. CRESSON	Lap Cancelled (1'41.392) - Exceeded Track Limits - Turn 11
11.12.28	3 R. DE ROSA	Transponder temperature is high (80°C)
11.13.18	21 R. KRUMMENACHER	Transponder temperature is high (100°C)
11.14.35	86 A. BADOVINI	Transponder temperature is high (90°C)
11.21.48	22 E. LAHTI	Lap Cancelled (1'41.908) - Exceeded Track Limits - Turn 11
11.22.11	77 W. TESSELS	On the Gravel - Re-Joined - Turn 1
11.23.24	6 C. PEROLARI	Lap Cancelled (1'40.337) - Exceeded Track Limits - Turn 16
11.23.56	42 M. BUSSOLOTTI	Crashed - Turn 8
11.24.34	88 C. STANGE	On the Gravel - Re-Joined - Turn 1
11.25.40	74 J. VAN SIKKELERUS	On the Gravel - Re-Joined - Turn 1
11.26.11	10 N. CALERO	On the Gravel - Re-Joined - Turn 1
11.28.02	63 D. STIRPE	On the Gravel - Re-Joined - Turn 4
11.28.02	88 C. STANGE	On the Gravel - Re-Joined - Turn 4
11.28.27	86 A. BADOVINI	Technical Problem - Turn 4
11.28.36	56 P. SEBESTYEN	Lap Cancelled (1'55.029) - Exceeded Track Limits - Turn 11
11.29.00	21 R. KRUMMENACHER	Lap Cancelled (1'39.136) - Exceeded Track Limits - Turn 11
11.29.04	65 M. CANDUCCI	Lap Cancelled (1'40.104) - Exceeded Track Limits - Turn 11
11.29.22	74 J. VAN SIKKELERUS	Current Lap Cancelled - Exceeded Track Limits - Turn 1
11.29.36	38 H. SOOMER	Current Lap Cancelled - Exceeded Track Limits - Turn 11
11.31.51		End Of Session

Start End The results are provisional until the end of the time limit for protests and appeals
06/07/2018 10:40 11:31 and the completion of the technical checks.

These data/results cannot be reproduced, stored and/or transmitted in whole or in part by any manner of electronic, mechanical, photocopying, recording, broadcasting or otherwise now known or herein after developed without the previous express consent by the copyright owner, except for reproduction in daily press and regular printed publications on sale to the public within 60 days of the event related to those data/results and always provided that copyright symbol appears together as follows below.

© DORNA WSBK ORGANIZATION Srl 2018



PIRELLI Riviera di Rimini Round, 6 - 8 July 2018

World Supersport - Results Free Practice 1st Session

Misano Circuit Sic 58 4.226 m

3 / 3

Fastest Laps Sequence

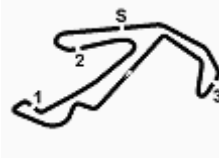
No.	Rider	Nat	Team	Bike	Local Time	Time	Gap	Avg
21	R. KRUMMENACHER	SUI	BARDAHL Evan Bros. WorldSSP Team	Yamaha YZF R6	10:43'36.962	1'42.068		149,054
64	F. CARICASULO	ITA	GRT Yamaha Official WorldSSP Team	Yamaha YZF R6	10:43'40.806	1'41.855	-0.213	149,365
16	J. CLUZEL	FRA	NRT	Yamaha YZF R6	10:44'42.329	1'39.974	-1.881	152,176
16	J. CLUZEL	FRA	NRT	Yamaha YZF R6	10:46'20.814	1'38.485	-1.489	154,476
64	F. CARICASULO	ITA	GRT Yamaha Official WorldSSP Team	Yamaha YZF R6	11:22'48.934	1'38.338	-0.147	154,707
64	F. CARICASULO	ITA	GRT Yamaha Official WorldSSP Team	Yamaha YZF R6	11:26'05.541	1'38.204	-0.134	154,918

06/07/2018 Start End The results are provisional until the end of the time limit for protests and appeals
10:40 11:31 and the completion of the technical checks.

These data/results cannot be reproduced, stored and/or transmitted in whole or in part by any manner of electronic, mechanical, photocopying, recording, broadcasting or otherwise now known or herein after developed without the previous express consent by the copyright owner, except for reproduction in daily press and regular printed publications on sale to the public within 60 days of the event related to those data/results and always provided that copyright symbol appears together as follows below.

© DORNA WSBK ORGANIZATION Srl 2018





PIRELLI Riviera di Rimini Round, 6 - 8 July 2018

World Supersport - Best Sectors & Speed Free Practice 1st Session

Misano Circuit Sic 58 4.226 m

BEST LAP			
1	64 F. CARICASULO	Yamaha YZF R6	1'38.204
2	16 J. CLUZEL	Yamaha YZF R6	1'38.485
3	144 L. MAHIAS	Yamaha YZF R6	1'38.522
4	3 R. DE ROSA	MV Agusta F3 675	1'38.656
5	11 S. CORTESE	Yamaha YZF R6	1'38.859
6	111 K. SMITH	Honda CBR600RR	1'38.954
7	13 A. WEST	Kawasaki ZX-6R	1'39.054
8	43 S. VALTULINI	Kawasaki ZX-6R	1'39.087
9	21 R. KRUMMENACHER	Yamaha YZF R6	1'39.101
10	42 M. BUSSOLOTTI	Yamaha YZF R6	1'39.142
11	32 S. MORAIS	Kawasaki ZX-6R	1'39.237
12	86 A. BADOVINI	MV Agusta F3 675	1'39.318
13	63 D. STIRPE	MV Agusta F3 675	1'39.334
14	65 M. CANDUCCI	Yamaha YZF R6	1'39.472
15	78 H. OKUBO	Kawasaki ZX-6R	1'39.500
16	36 T. GRADINGER	Yamaha YZF R6	1'39.604
17	47 R. HARTOG	Kawasaki ZX-6R	1'39.674
18	15 A. COPPOLA	Yamaha YZF R6	1'39.762
19	81 L. STAPLEFORD	Yamaha YZF R6	1'39.802
20	60 L. GABELLINI	Yamaha YZF R6	1'39.883
21	84 L. CRESSON	Yamaha YZF R6	1'40.105
22	93 R. MERCANDELLI	Honda CBR600RR	1'40.173
23	19 A. BALDOLINI	Honda CBR600RR	1'40.561
24	6 C. PEROLARI	Yamaha YZF R6	1'40.604
25	38 H. SOOMER	Honda CBR600RR	1'40.659
26	35 S. HILL	Triumph Daytona 675	1'40.667
27	10 N. CALERO	Kawasaki ZX-6R	1'40.790
28	56 P. SEBESTYEN	Honda CBR600RR	1'41.023
29	77 W. TESSELS	Kawasaki ZX-6R	1'41.245
30	22 E. LAHTI	Suzuki GSX-R600	1'41.802
31	34 J. ITURRIOZ	Kawasaki ZX-6R	1'42.049
32	88 C. STANGE	Kawasaki ZX-6R	1'42.154
33	74 J. VAN SIKKELERUS	Honda CBR600RR	1'42.867
34	97 R. BODIS	Kawasaki ZX-6R	1'44.107

SPEED			
1	16 J. CLUZEL	Yamaha YZF R6	239,5
2	43 S. VALTULINI	Kawasaki ZX-6R	238,9
3	84 L. CRESSON	Yamaha YZF R6	238,4
4	36 T. GRADINGER	Yamaha YZF R6	237,9
5	65 M. CANDUCCI	Yamaha YZF R6	237,4
6	64 F. CARICASULO	Yamaha YZF R6	236,3
7	21 R. KRUMMENACHER	Yamaha YZF R6	235,8
8	19 A. BALDOLINI	Honda CBR600RR	235,3
9	11 S. CORTESE	Yamaha YZF R6	235,3
10	81 L. STAPLEFORD	Yamaha YZF R6	234,8
11	78 H. OKUBO	Kawasaki ZX-6R	234,3
12	144 L. MAHIAS	Yamaha YZF R6	234,3
13	63 D. STIRPE	MV Agusta F3 675	234,3
14	13 A. WEST	Kawasaki ZX-6R	233,8
15	111 K. SMITH	Honda CBR600RR	233,8
16	86 A. BADOVINI	MV Agusta F3 675	233,3
17	42 M. BUSSOLOTTI	Yamaha YZF R6	233,3
18	32 S. MORAIS	Kawasaki ZX-6R	233,3
19	15 A. COPPOLA	Yamaha YZF R6	233,3
20	38 H. SOOMER	Honda CBR600RR	232,8
21	6 C. PEROLARI	Yamaha YZF R6	232,8
22	3 R. DE ROSA	MV Agusta F3 675	231,3
23	88 C. STANGE	Kawasaki ZX-6R	231,3
24	56 P. SEBESTYEN	Honda CBR600RR	231,3
25	47 R. HARTOG	Kawasaki ZX-6R	231,3
26	22 E. LAHTI	Suzuki GSX-R600	231,3
27	35 S. HILL	Triumph Daytona 675	231,3
28	93 R. MERCANDELLI	Honda CBR600RR	230,8
29	74 J. VAN SIKKELERUS	Honda CBR600RR	229,3
30	10 N. CALERO	Kawasaki ZX-6R	229,3
31	34 J. ITURRIOZ	Kawasaki ZX-6R	228,8
32	77 W. TESSELS	Kawasaki ZX-6R	228,8
33	97 R. BODIS	Kawasaki ZX-6R	227,4
34	60 L. GABELLINI	Yamaha YZF R6	225,9

SEG. 1		
1	64 F. CARICASULO	26.682
2	144 L. MAHIAS	26.739
3	3 R. DE ROSA	26.844
4	13 A. WEST	26.851
5	42 M. BUSSOLOTTI	26.893
6	16 J. CLUZEL	26.895
7	63 D. STIRPE	26.900
8	65 M. CANDUCCI	26.911
9	43 S. VALTULINI	26.927
10	11 S. CORTESE	26.953
11	86 A. BADOVINI	26.960
12	32 S. MORAIS	26.974
13	60 L. GABELLINI	26.985
14	78 H. OKUBO	27.014
15	21 R. KRUMMENACHER	27.061
16	111 K. SMITH	27.109
17	47 R. HARTOG	27.109
18	81 L. STAPLEFORD	27.148
19	93 R. MERCANDELLI	27.174
20	15 A. COPPOLA	27.181
21	36 T. GRADINGER	27.215
22	6 C. PEROLARI	27.236
23	19 A. BALDOLINI	27.238
24	10 N. CALERO	27.247
25	35 S. HILL	27.351
26	77 W. TESSELS	27.415
27	38 H. SOOMER	27.508
28	84 L. CRESSON	27.527
29	56 P. SEBESTYEN	27.532
30	88 C. STANGE	27.579
31	34 J. ITURRIOZ	27.722
32	22 E. LAHTI	27.802
33	97 R. BODIS	27.955
34	74 J. VAN SIKKELERUS	28.186

SEG. 2		
1	16 J. CLUZEL	22.498
2	111 K. SMITH	22.640
3	11 S. CORTESE	22.655
4	64 F. CARICASULO	22.668
5	144 L. MAHIAS	22.712
6	43 S. VALTULINI	22.751
7	3 R. DE ROSA	22.754
8	21 R. KRUMMENACHER	22.757
9	42 M. BUSSOLOTTI	22.805
10	86 A. BADOVINI	22.849
11	36 T. GRADINGER	22.875
12	63 D. STIRPE	22.875
13	13 A. WEST	22.876
14	32 S. MORAIS	22.904
15	78 H. OKUBO	22.989
16	84 L. CRESSON	22.994
17	47 R. HARTOG	23.019
18	65 M. CANDUCCI	23.022
19	81 L. STAPLEFORD	23.055
20	93 R. MERCANDELLI	23.065
21	15 A. COPPOLA	23.083
22	6 C. PEROLARI	23.112
23	60 L. GABELLINI	23.126
24	38 H. SOOMER	23.136
25	35 S. HILL	23.149
26	19 A. BALDOLINI	23.210
27	77 W. TESSELS	23.259
28	10 N. CALERO	23.315
29	56 P. SEBESTYEN	23.392
30	22 E. LAHTI	23.426
31	34 J. ITURRIOZ	23.554
32	74 J. VAN SIKKELERUS	23.589
33	88 C. STANGE	23.651
34	97 R. BODIS	23.908

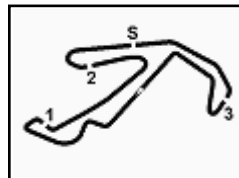
SEG. 3		
1	64 F. CARICASULO	26.882
2	144 L. MAHIAS	26.921
3	16 J. CLUZEL	27.033
4	11 S. CORTESE	27.065
5	3 R. DE ROSA	27.070
6	65 M. CANDUCCI	27.091
7	43 S. VALTULINI	27.101
8	21 R. KRUMMENACHER	27.125
9	111 K. SMITH	27.134
10	32 S. MORAIS	27.151
11	36 T. GRADINGER	27.172
12	78 H. OKUBO	27.185
13	42 M. BUSSOLOTTI	27.202
14	13 A. WEST	27.210
15	15 A. COPPOLA	27.256
16	81 L. STAPLEFORD	27.274
17	84 L. CRESSON	27.282
18	86 A. BADOVINI	27.325
19	47 R. HARTOG	27.328
20	38 H. SOOMER	27.328
21	6 C. PEROLARI	27.335
22	63 D. STIRPE	27.357
23	93 R. MERCANDELLI	27.378
24	60 L. GABELLINI	27.494
25	19 A. BALDOLINI	27.523
26	35 S. HILL	27.531
27	56 P. SEBESTYEN	27.557
28	22 E. LAHTI	27.591
29	10 N. CALERO	27.619
30	88 C. STANGE	27.676
31	77 W. TESSELS	27.862
32	34 J. ITURRIOZ	27.988
33	74 J. VAN SIKKELERUS	28.224
34	97 R. BODIS	28.537

SEG. 4		
1	144 L. MAHIAS	21.855
2	64 F. CARICASULO	21.867
3	16 J. CLUZEL	21.883
4	3 R. DE ROSA	21.949
5	11 S. CORTESE	21.999
6	21 R. KRUMMENACHER	22.038
7	13 A. WEST	22.046
8	111 K. SMITH	22.058
9	60 L. GABELLINI	22.073
10	86 A. BADOVINI	22.080
11	63 D. STIRPE	22.106
12	78 H. OKUBO	22.117
13	42 M. BUSSOLOTTI	22.140
14	32 S. MORAIS	22.162
15	43 S. VALTULINI	22.162
16	47 R. HARTOG	22.201
17	15 A. COPPOLA	22.237
18	36 T. GRADINGER	22.239
19	81 L. STAPLEFORD	22.298
20	84 L. CRESSON	22.302
21	65 M. CANDUCCI	22.329
22	10 N. CALERO	22.372
23	35 S. HILL	22.394
24	6 C. PEROLARI	22.399
25	77 W. TESSELS	22.400
26	38 H. SOOMER	22.442
27	19 A. BALDOLINI	22.486
28	56 P. SEBESTYEN	22.489
29	93 R. MERCANDELLI	22.518
30	34 J. ITURRIOZ	22.689
31	22 E. LAHTI	22.738
32	74 J. VAN SIKKELERUS	22.860
33	88 C. STANGE	22.890
34	97 R. BODIS	23.137

06/07/2018

These data/results cannot be reproduced, stored and/or transmitted in whole or in part by any manner of electronic, mechanical, photocopying, recording, broadcasting or otherwise now known or herein after developed without the previous express consent by the copyright owner, except for reproduction in daily press and regular printed publications on sale to the public within 60 days of the event related to those data/results and always provided that copyright symbol appears together as follows below.

© DORNA WSBK ORGANIZATION Srl 2018



PIRELLI Riviera di Rimini Round, 6 - 8 July 2018

World Supersport - Ideal Times Free Practice 1st Session

Misano Circuit Sic 58 4.226 m

1 / 2

No.	Rider	Nat	Bike	Seg. 1	Seg. 2	Seg. 3	Seg. 4	Ideal Time		
				Diff. 1	Diff. 2	Diff. 3	Diff. 4	Best Lap	Pos.	Diff.
1	64 F. CARICASULO	ITA	Yamaha YZF R6	26.682	22.668 0.025	26.882 0.080	21.867	1'38.099	1	0.105
2	144 L. MAHIAS	FRA	Yamaha YZF R6	26.739 0.032	22.712	26.921 0.263	21.855	1'38.227	3	0.295
3	16 J. CLUZEL	FRA	Yamaha YZF R6	26.895 0.114	22.498	27.033 0.062	21.883	1'38.309	2	0.176
4	3 R. DE ROSA	ITA	MV Agusta F3 675	26.844	22.754	27.070 0.039	21.949	1'38.617	4	0.039
5	11 S. CORTESE	GER	Yamaha YZF R6	26.953	22.655 0.008	27.065	21.999 0.179	1'38.672	5	0.187
6	43 S. VALTULINI	ITA	Kawasaki ZX-6R	26.927 0.066	22.751	27.101	22.162 0.080	1'38.941	8	0.146
7	111 K. SMITH	GBR	Honda CBR600RR	27.109 0.007	22.640 0.006	27.134	22.058	1'38.941	6	0.013
8	21 R. KRUMMENACHER	SUI	Yamaha YZF R6	27.061 0.026	22.757 0.038	27.125	22.038 0.056	1'38.981	9	0.120
9	13 A. WEST	AUS	Kawasaki ZX-6R	26.851 0.071	22.876	27.210	22.046	1'38.983	7	0.071
10	42 M. BUSSOLOTTI	ITA	Yamaha YZF R6	26.893 0.102	22.805	27.202	22.140	1'39.040	10	0.102
11	32 S. MORAIS	POR	Kawasaki ZX-6R	26.974	22.904	27.151	22.162 0.046	1'39.191	11	0.046
12	86 A. BADOVINI	ITA	MV Agusta F3 675	26.960	22.849 0.104	27.325	22.080	1'39.214	12	0.104
13	63 D. STIRPE	ITA	MV Agusta F3 675	26.900 0.096	22.875	27.357	22.106	1'39.238	13	0.096
14	78 H. OKUBO	JPN	Kawasaki ZX-6R	27.014 0.024	22.989 0.037	27.185	22.117 0.134	1'39.305	15	0.195
15	65 M. CANDUCCI	ITA	Yamaha YZF R6	26.911 0.054	23.022 0.043	27.091	22.329 0.022	1'39.353	14	0.119
16	36 T. GRADINGER	AUT	Yamaha YZF R6	27.215 0.017	22.875	27.172 0.086	22.239	1'39.501	16	0.103
17	47 R. HARTOG	NED	Kawasaki ZX-6R	27.109	23.019	27.328 0.017	22.201	1'39.657	17	0.017
18	60 L. GABELLINI	ITA	Yamaha YZF R6	26.985 0.139	23.126 0.012	27.494	22.073 0.054	1'39.678	20	0.205
19	15 A. COPPOLA	ITA	Yamaha YZF R6	27.181	23.083	27.256	22.237 0.005	1'39.757	18	0.005
20	81 L. STAPLEFORD	GBR	Yamaha YZF R6	27.148 0.027	23.055	27.274	22.298	1'39.775	19	0.027
21	6 C. PEROLARI	FRA	Yamaha YZF R6	27.236 0.139	23.112 0.024	27.335 0.266	22.399 0.093	1'40.082	24	0.522
22	84 L. CRESSON	BEL	Yamaha YZF R6	27.527	22.994	27.282	22.302	1'40.105	21	
23	93 R. MERCANDELLI	ITA	Honda CBR600RR	27.174	23.065	27.378 0.038	22.518	1'40.135	22	0.038
24	38 H. SOOMER	EST	Honda CBR600RR	27.508	23.136 0.121	27.328	22.442 0.124	1'40.414	25	0.245
25	35 S. HILL	GBR	Triumph Daytona 675	27.351	23.149 0.127	27.531	22.394 0.115	1'40.425	26	0.242
26	19 A. BALDOLINI	ITA	Honda CBR600RR	27.238 0.016	23.210 0.088	27.523	22.486	1'40.457	23	0.104
27	10 N. CALERO	ESP	Kawasaki ZX-6R	27.247 0.220	23.315 0.017	27.619	22.372	1'40.553	27	0.237
28	77 W. TESSELS	NED	Kawasaki ZX-6R	27.415 0.187	23.259 0.012	27.862	22.400 0.110	1'40.936	29	0.309
29	56 P. SEBESTYEN	HUN	Honda CBR600RR	27.532 0.053	23.392	27.557	22.489	1'40.970	28	0.053
30	22 E. LAHTI	FIN	Suzuki GSX-R600	27.802 0.218	23.426 0.027	27.591	22.738	1'41.557	30	0.245
31	88 C. STANGE	GER	Kawasaki ZX-6R	27.579	23.651 0.027	27.676 0.123	22.890 0.208	1'41.796	32	0.358
32	34 J. ITURRIOZ	ARG	Kawasaki ZX-6R	27.722 0.080	23.554 0.016	27.988	22.689	1'41.953	31	0.096
33	74 J. VAN SIKKELERUS	NED	Honda CBR600RR	28.186 0.008	23.589	28.224	22.860	1'42.859	33	0.008

06/07/2018

These data/results cannot be reproduced, stored and/or transmitted in whole or in part by any manner of electronic, mechanical, photocopying, recording, broadcasting or otherwise now known or herein after developed without the previous express consent by the copyright owner, except for reproduction in daily press and regular printed publications on sale to the public within 60 days of the event related to those data/results and always provided that copyright symbol appears together as follows below.

© DORNA WSBK ORGANIZATION Srl 2018

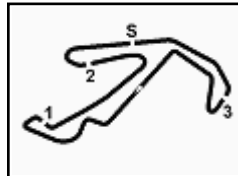
FICR PERUGIA TIMING



Official Tyre Supplier



Official Timekeeper



PIRELLI Riviera di Rimini Round, 6 - 8 July 2018

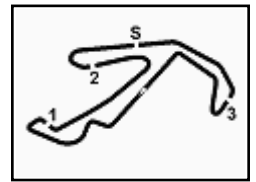
World Supersport - Ideal Times Free Practice 1st Session

Misano Circuit Sic 58 4.226 m
2 / 2

No. Rider	Nat	Bike	Seg. 1	Seg. 2	Seg. 3	Seg. 4	Ideal Time		
			Diff. 1	Diff. 2	Diff. 3	Diff. 4	Best Lap	Pos.	Diff.
34	97 R. BODIS	HUN Kawasaki ZX-6R	27.955 0.526	23.908 0.022	28.537 0.022	23.137	1'43.537	34	0.570
Overall Ideal Time			26.682	22.498	26.882	21.855	1'37.917		

06/07/2018
 These data/results cannot be reproduced, stored and/or transmitted in whole or in part by any manner of electronic, mechanical, photocopying, recording, broadcasting or otherwise now known or herein after developed without the previous express consent by the copyright owner, except for reproduction in daily press and regular printed publications on sale to the public within 60 days of the event related to those data/results and always provided that copyright symbol appears together as follows below.
 © DORNA WSBK ORGANIZATION Srl 2018





PIRELLI Riviera di Rimini Round, 6 - 8 July 2018
World Supersport - Chronological Analysis Free Practice 1st Session

Misano Circuit Sic 58 4.226 m

1 / 7

1° 64 F. CARICASULO (1'38.204)							
Lap	Seg.1	Seg.2	Seg.3	Seg.4	Lap Time	km/h	Local Time
1							10:39'49.533
2	52.469	24.775	28.697	23.477	2'09.418P	225,5	10:41'58.951
3	28.088	23.421	27.735	22.611	1'41.855	234,3	10:43'40.806
4	27.598	23.077	27.485	22.378	1'40.538	229,3	10:45'21.344
5	27.301	22.860	27.199	22.263	1'39.623	232,8	10:47'00.967
6	26.949	22.923	27.653	22.346	1'39.871	233,8	10:48'40.838
7	27.210	22.846	26.978	21.992	1'39.026	231,8	10:50'19.864
8	26.997	22.801	27.033	22.234	1'39.065	234,3	10:51'58.929
9	27.365	22.748	27.440	22.085	1'59.638P	236,3	10:53'58.567
10	6'58.026	23.281	27.584	22.463	8'11.354P	227,8	11:02'09.921
11	27.168	22.795	27.059	22.172	1'39.194	233,8	11:03'49.115
12	27.092	22.771	27.206	22.118	1'39.187	232,8	11:05'28.302
13	26.963	22.687	27.021	22.299	1'38.970	233,8	11:07'07.272
14	26.974	22.704	27.153	22.104	1'38.935	231,3	11:08'46.202
15	27.013	22.759	27.065	22.198	1'39.035	233,3	11:10'25.242
16	28.930	23.073	27.607	39.430	1'59.040P	228,8	11:12'24.282
17	5'55.280	23.276	27.253	21.960	7'07.769P	231,8	11:19'32.051
18	26.886	22.690	26.882	22.087	1'38.545	231,3	11:21'10.596
19	26.726	22.668	27.003	21.941	1'38.338	232,3	11:22'48.934
20	26.715	22.736	27.021	21.931	1'38.403	228,8	11:24'27.337
21	26.682	22.693	26.962	21.867	1'38.204	232,3	11:26'05.541
22	27.008	22.695	27.060	21.888	1'38.651	230,8	11:27'44.192
23	26.858	22.775	27.134	21.981	1'38.748	232,8	11:29'22.940
24	27.093	22.960	27.363	22.380	1'39.796	231,8	11:31'02.736

4° 3 R. DE ROSA (1'38.656)							
Lap	Seg.1	Seg.2	Seg.3	Seg.4	Lap Time	km/h	Local Time
1							10:41'04.539
2	52.827	26.117	30.421	23.759	2'13.124P	218,6	10:43'17.663
3	28.398	23.684	28.601	22.938	1'43.621	223,6	10:45'01.284
4	27.840	23.365	27.915	22.538	1'41.658	226,4	10:46'42.942
5	27.504	23.467	27.685	22.717	1'41.373	227,8	10:48'24.315
6	27.445	23.263	27.778	22.379	1'40.865	224,5	10:50'05.180
7	27.193	23.217	27.705	22.281	1'40.396	227,8	10:51'45.576
8	27.286	23.018	27.596	22.208	1'40.108	226,4	10:53'25.684
9	29.381	24.741	29.919	7'41.681	9'05.722P	220,0	11:02'31.406
10	50.379	24.149	28.615	22.902	2'06.045P	224,5	11:04'37.451
11	27.306	23.051	27.447	22.382	1'40.186	227,8	11:06'17.637
12	27.081	23.151	27.464	22.145	1'39.841C	228,3	11:07'57.478
13	27.192	23.121	27.464	22.284	1'40.061	227,8	11:09'37.539
14	27.026	23.082	27.442	22.648	1'40.198	231,3	11:11'17.737
15	27.168	24.003	29.241	23.673	1'40.085	225,5	11:13'01.822
16	27.272	22.914	27.265	22.177	1'39.628	228,3	11:14'41.450
17	26.977	23.104	27.266	22.482	1'39.829	230,3	11:16'21.279
18	27.315	23.078	27.552	22.212	1'40.157	222,7	11:18'01.436
19	31.722	26.837	30.007	3'49.179	5'17.745P	220,0	11:23'19.181
20	51.869	28.783	31.055	23.296	2'15.003P	198,9	11:25'34.184
21	26.998	22.910	27.070	21.996	1'38.974	229,3	11:27'13.158
22	26.915	22.961	27.322	23.375	1'40.573	231,3	11:28'53.731
23	26.844	22.754	27.109	21.949	1'38.656	230,8	11:30'32.387

2° 16 J. CLUZEL (1'38.485)							
Lap	Seg.1	Seg.2	Seg.3	Seg.4	Lap Time	km/h	Local Time
1							10:40'59.408
2	45.658	25.291	28.837	23.161	2'02.947P	230,8	10:43'02.355
3	27.531	22.871	27.480	22.092	1'39.974	236,8	10:44'42.329
4	27.009	22.498	27.095	21.883	1'38.485	239,5	10:46'20.814
5	1'02.056	26.639	30.336	9'59.591	11'58.622P	226,9	10:58'19.436
6	45.641	23.661	27.543	22.271	1'59.116P	235,8	11:00'18.552
7	27.177	22.608	27.168	22.014	1'38.967	238,9	11:01'57.519
8	27.121	22.543	27.157	22.080	1'38.901	238,4	11:03'36.420
9	27.281	22.617	27.140	10'55.204	12'12.242P	239,5	11:15'48.662
10	47.340	24.453	27.887	22.386	2'02.066P	233,3	11:17'50.728
11	27.330	22.768	27.212	22.139	1'39.449	236,3	11:19'30.177
12	27.284	22.576	27.178	2'15.156	3'32.194P	237,9	11:23'02.371
13	56.669	27.899	31.304	22.916	2'18.788P	215,1	11:25'21.159
14	27.135	22.650	27.033	22.024	1'38.842	237,4	11:27'00.001
15	26.895	22.679	27.077	22.062	1'38.713	238,4	11:28'38.714

5° 11 S. CORTESE (1'38.859)							
Lap	Seg.1	Seg.2	Seg.3	Seg.4	Lap Time	km/h	Local Time
1							10:40'29.021
2	47.645	25.009	29.972	26.076	2'08.702P	229,8	10:42'37.723
3	28.243	23.158	28.499	22.605	1'42.505	233,8	10:44'20.228
4	28.038	23.168	27.771	22.350	1'41.327	232,3	10:46'01.555
5	27.425	22.771	27.372	22.197	1'39.765	233,3	10:47'41.320
6	27.075	22.801	27.234	22.110	1'39.220	234,3	10:49'20.540
7	27.003	22.673	27.266	21.999	1'38.941	234,8	10:50'59.481
8	27.264	23.328	28.560	28.538	1'47.690	235,3	10:52'47.171
9	27.118	22.729	27.207	41.411	1'58.465P	232,8	10:54'45.636
10	8'54.850	27.887	28.416	22.607	10'13.760P	231,8	11:04'59.396
11	26.987	22.917	27.198	22.102	1'39.204	233,3	11:06'38.600
12	27.085	22.782	27.304	22.028	1'39.199	234,3	11:08'17.799
13	27.062	22.764	27.200	22.017	1'39.043	234,3	11:09'56.842
14	26.953	22.663	27.065	22.178	1'38.859	235,3	11:11'35.701
15	27.179	22.655	27.386	1'01.823	2'19.043P	233,8	11:13'54.744

3° 144 L. MAHIAS (1'38.522)							
Lap	Seg.1	Seg.2	Seg.3	Seg.4	Lap Time	km/h	Local Time
1							10:41'21.183
2	47.520	24.640	28.460	23.002	2'03.622P	227,8	10:43'24.805
3	27.740	23.283	27.656	22.772	1'41.451	230,3	10:45'06.256
4	27.346	23.526	27.884	22.415	1'41.171	230,3	10:46'47.427
5	27.417	22.974	27.654	22.258	1'40.303	230,8	10:48'27.730
6	27.299	22.877	27.378	22.156	1'39.710	233,8	10:50'07.440
7	30.568	24.168	28.916	41.368	2'05.020P	227,4	10:52'12.460
8	10'40.869	25.884	28.072	22.640	11'57.465P	231,3	11:04'09.925
9	27.331	22.911	27.328	22.142	1'39.712	232,8	11:05'49.637
10	27.668	23.541	30.663	22.775	1'44.647	223,1	11:07'34.284
11	27.026	23.019	27.311	22.005	1'39.361	233,3	11:09'13.645
12	27.069	22.912	27.411	22.192	1'39.584C	228,8	11:10'53.229
13	32.719	24.283	28.765	39.559	2'05.326P	225,5	11:12'58.555
14	7'42.203	23.589	27.649	22.436	8'55.877P	228,8	11:21'54.432
15	27.027	23.011	27.086	22.000	1'39.124	232,8	11:23'33.556
16	26.873	23.033	26.921	22.801	1'39.628	231,8	11:25'13.184
17	26.771	22.712	27.184	21.855	1'38.522	230,3	11:26'51.706

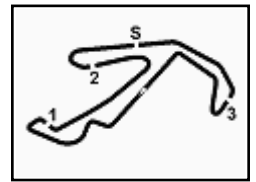
6° 111 K. SMITH (1'38.954)							
Lap	Seg.1	Seg.2	Seg.3	Seg.4	Lap Time	km/h	Local Time
1							10:40'50.169
2	45.675	24.606	29.480	23.400	2'03.161P	228,8	10:42'53.330
3	28.235	23.762	28.420	22.739	1'43.156	229,8	10:44'36.486
4	27.888	23.030	27.662	22.519	1'41.099	230,8	10:46'17.585
5	27.391	22.844	27.517	22.483	1'40.235C	230,3	10:47'57.820
6	27.368	22.992	28.129	22.575	1'41.064	227,4	10:49'38.884
7	33.224	23.814	27.763	22.483	1'47.284C	229,8	10:51'26.168
8	27.441	22.881	27.669	22.293	1'40.284	229,8	10:53'06.452
9	27.344	23.060	27.465	8'04.977	9'22.846P	228,8	11:02'29.298
10	48.084	23.417	27.771	22.335	2'01.607P	228,8	11:04'30.905
11	27.267	22.818	27.557	22.253	1'39.895	232,8	11:06'10.800
12	27.314	22.919	27.231	22.547	1'40.011	230,3	11:07'50.811
13	27.520	23.051	27.276	22.125	1'39.972	229,3	11:09'30.783
14	27.573	23.259	27.515	6'53.590	8'11.937P	227,8	11:17'42.720
15	45.482	23.500	27.812	22.516	1'59.310P	226,9	11:19'42.030

06/07/2018 P = Pits In/Out - C = Lap Time Cancelled

These data/results cannot be reproduced, stored and/or transmitted in whole or in part by any manner of electronic, mechanical, photocopying, recording, broadcasting or otherwise now known or herein after developed without the previous express consent by the copyright owner, except for reproduction in daily press and regular printed publications on sale to the public within 60 days of the event related to those data/results and always provided that copyright symbol appears together as follows below.

© DORNA WSBK ORGANIZATION Srl 2018





PIRELLI Riviera di Rimini Round, 6 - 8 July 2018

World Supersport - Chronological Analysis Free Practice 1st Session

Misano Circuit Sic 58 4.226 m

2 / 7

16	27.109	22.961	27.279	22.172	1'39.521	230,3	11:21'21.551	10	4'14.823	24.063	27.818	22.310	5'29.014P	232,3	11:06'43.363
17	27.183	22.640	27.856	22.163	1'39.842	233,8	11:23'01.393	11	27.300	23.027	27.298	22.174	1'39.799	232,8	11:08'23.162
18	27.195	22.870	27.329	22.137	1'39.531	229,3	11:24'46.924	12	27.246	22.959	27.164	22.359	1'39.728	233,3	11:10'02.890
19	27.116	22.646	27.134	22.058	1'38.954	229,8	11:26'19.878	13	27.228	22.757	27.251	22.085	1'39.321	233,3	11:11'42.211
20	27.965	23.473	27.784	58.559	2'17.781P	228,3	11:28'37.659	14	28.444	24.204	28.873	38.260	1'59.781P	227,4	11:13'41.992
21	46.698	23.319	27.460	22.268	1'59.745P	230,8	11:30'37.404	15	8'24.309	25.886	28.509	26.478	9'45.182P	230,3	11:23'27.174

16	32.344	27.087	30.006	25.196	1'54.633	220,0	11:25'21.807	16	27.072	22.921	27.136	22.038	1'39.167	234,3	11:27'00.974
17	27.072	22.921	27.136	22.038	1'39.167	234,3	11:27'00.974	17	27.072	22.921	27.136	22.038	1'39.167	234,3	11:27'00.974
18	27.061	22.785	27.173	22.117	1'39.136C	235,8	11:28'40.110	18	27.061	22.785	27.173	22.117	1'39.136C	235,8	11:28'40.110
19	27.087	22.795	27.125	22.094	1'39.101	235,3	11:30'19.211	19	27.087	22.795	27.125	22.094	1'39.101	235,3	11:30'19.211

7° 13 A. WEST (1'39.054)

Lap	Seg.1	Seg.2	Seg.3	Seg.4	Lap Time	km/h	Local Time
1		25.077	29.872	23.598		225,0	10:42'24.562
2	28.025	23.496	27.871	22.468	1'41.860	229,8	10:44'06.422
3	27.324	23.262	28.118	22.477	1'41.181	233,8	10:45'47.603
4	27.715	23.120	27.647	22.364	1'40.846	229,8	10:47'28.449
5	27.408	22.938	28.515	26.053	1'44.914	230,8	10:49'13.363
6	27.244	22.876	27.477	22.191	1'39.788	230,8	10:50'53.151
7	29.420	26.543	28.174	36.274	2'00.411P	230,3	10:52'53.562
8	4'46.318	25.116	28.955	23.014	6'03.403P	222,2	10:58'56.965
9	27.230	23.057	27.628	22.236	1'40.151	228,3	11:00'37.116
10	29.237	24.578	30.261	32.969	1'57.045P	226,9	11:02'34.161
11	5'40.828	26.758	30.648	25.597	7'03.831P	179,7	11:09'37.992
12	26.912	22.998	27.418	22.464	1'39.792	232,8	11:11'17.784
13	27.261	22.929	27.494	22.141	1'39.825	227,8	11:12'57.609
14	26.953	22.934	27.549	22.118	1'39.554	228,8	11:14'37.163
15	31.015	24.925	28.298	24.411	1'48.649	228,3	11:16'25.812
16	26.851	22.879	27.336	22.056	1'39.122	229,8	11:18'04.934
17	29.597	24.208	28.899	33.753	1'56.457P	224,1	11:20'01.391
18	4'54.095	24.185	29.944	25.237	6'13.461P	194,9	11:26'14.852
19	27.072	22.876	27.288	22.097	1'39.333	228,8	11:27'54.185
20	26.871	22.885	27.364	22.077	1'39.197	230,8	11:29'33.382
21	26.922	22.876	27.210	22.046	1'39.054	230,8	11:31'12.436

10° 42 M. BUSSOLOTTI (1'39.142)

Lap	Seg.1	Seg.2	Seg.3	Seg.4	Lap Time	km/h	Local Time
1							10:47'48.525
2	45.506	25.027	29.085	22.843	2'02.461P	217,7	10:49'50.986
3	27.639	23.427	27.501	22.429	1'40.996	229,8	10:51'31.982
4	27.329	23.180	27.476	22.352	1'40.337	230,3	10:53'12.319
5	31.840	23.289	27.803	23.085	1'46.017	229,3	10:54'58.336
6	27.241	23.077	27.345	22.337	1'40.000	228,8	10:56'38.336
7	29.523	25.674	27.549	23.092	1'54.838	229,3	10:58'24.174
8	27.059	22.938	27.396	22.342	1'39.735	233,3	11:00'03.909
9	33.527	23.331	27.610	5'09.049	6'33.517P	231,8	11:06'37.426
10	44.283	26.783	29.190	29.013	2'09.269P	223,1	11:08'46.695
11	26.995	22.805	27.202	22.140	1'39.142	233,3	11:10'25.837
12	27.365	24.268	28.925	7'09.752	8'30.310P	220,9	11:18'56.147
13	45.550	27.372	35.749	26.322	2'14.993P	204,5	11:21'11.140
14	26.893	22.928	27.398	22.182	1'39.401	230,8	11:22'50.541

11° 32 S. MORAIS (1'39.237)

Lap	Seg.1	Seg.2	Seg.3	Seg.4	Lap Time	km/h	Local Time
1		25.247	29.705	23.788		228,3	10:42'11.584
2	28.894	24.466	28.620	23.443	1'45.423	230,3	10:43'57.007
3	29.185	23.803	28.359	22.967	1'44.314	230,3	10:45'41.321
4	28.139	23.595	28.060	22.822	1'42.616	231,3	10:47'23.937
5	27.796	23.340	27.705	22.509	1'41.350	232,3	10:49'05.287
6	27.461	23.536	38.909	22.807	1'52.713	102,3	10:50'58.000
7	27.471	23.425	28.089	37.691	1'56.676P	231,3	10:52'54.676
8	5'03.107	23.613	28.064	22.801	6'17.585P	228,3	10:59'12.261
9	27.599	23.399	27.655	22.671	1'41.324	230,8	11:00'53.585
10	27.371	23.394	27.671	22.568	1'41.004	230,8	11:02'34.589
11	27.299	23.983	27.620	22.480	1'41.382	231,3	11:04'15.971
12	27.316	23.239	27.566	36.691	1'54.812P	231,8	11:06'10.783
13	6'43.883	23.468	28.152	22.633	7'58.136P	227,8	11:14'08.919
14	27.211	23.310	27.538	22.436	1'40.495	230,3	11:15'49.414
15	27.411	23.349	27.926	36.959	1'55.645P	224,5	11:17'45.059
16	3'17.602	24.001	28.011	22.578	4'32.192P	228,3	11:22'17.251
17	27.095	23.127	27.355	22.162	1'39.739	230,8	11:23'56.990
18	27.020	23.033	27.938	23.387	1'41.378	230,8	11:25'38.368
19	29.928	23.421	27.584	24.853	1'45.786	230,8	11:27'24.154
20	27.071	23.003	27.298	22.269	1'39.641	231,3	11:29'03.795
21	26.974	22.904	27.151	22.208	1'39.237	233,3	11:30'43.032

8° 43 S. VALTULINI (1'39.087)

Lap	Seg.1	Seg.2	Seg.3	Seg.4	Lap Time	km/h	Local Time
1		25.404	28.795	23.293		230,8	10:42'01.298
2	28.653	23.339	28.046	22.735	1'42.773	238,4	10:43'44.071
3	28.162	23.108	28.199	22.885	1'42.354	233,3	10:45'26.425
4	28.253	23.328	27.732	22.697	1'42.010	235,8	10:47'08.435
5	27.444	23.270	27.583	22.642	1'40.939	238,9	10:48'49.374
6	27.592	23.337	27.605	25.741	1'44.275	234,8	10:50'33.649
7	28.045	23.308	27.761	6'23.236	7'42.350P	233,8	10:58'15.999
8	51.068	23.538	27.668	22.510	2'04.784P	233,3	11:00'20.783
9	27.216	22.977	27.395	22.670	1'40.258	236,3	11:02'01.041
10	27.373	22.873	27.325	22.421	1'39.992	236,3	11:03'41.033
11	27.398	23.072	27.458	22.461	1'40.389	236,3	11:05'21.422
12	27.941	24.073	28.870	12'16.764	13'37.648P	230,3	11:18'59.070
13	49.723	23.825	28.870	24.261	2'06.679P	226,4	11:21'05.749
14	29.572	24.369	27.901	22.204	1'44.046	233,3	11:22'49.795
15	27.117	22.753	27.142	22.187	1'39.199	233,8	11:24'28.994
16	26.927	22.768	27.214	22.361	1'39.270	235,3	11:26'08.264
17	26.993	22.751	27.101	22.242	1'39.087	234,3	11:27'47.351
18	28.065	24.050	27.604	22.440	1'42.159	235,3	11:29'29.510
19	27.063	22.851	27.109	22.162	1'39.185	235,3	11:31'08.695

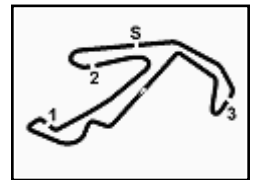
9° 21 R. KRUMMENACHER (1'39.101)

Lap	Seg.1	Seg.2	Seg.3	Seg.4	Lap Time	km/h	Local Time
1		24.408	28.603	22.921		229,3	10:41'54.894
2	28.075	23.631	27.884	22.478	1'42.068	231,3	10:43'36.962
3	27.461	23.133	27.520	22.240	1'40.354	232,3	10:45'17.316
4	27.245	23.058	27.482	22.566	1'40.351	233,8	10:46'57.667
5	27.400	22.886	27.576	22.375	1'40.237	232,8	10:48'37.904
6	27.601	23.113	27.503	22.271	1'40.488	232,8	10:50'18.392
7	27.456	22.977	27.416	22.161	1'40.010	232,8	10:51'58.402
8	27.332	23.008	27.450	36.876	1'54.666P	233,3	10:53'53.068
9	5'45.340	29.272	28.796	37.873	7'21.281P	230,8	11:01'14.349

12° 86 A. BADOVINI (1'39.318)

Lap	Seg.1	Seg.2	Seg.3	Seg.4	Lap Time	km/h	Local Time
1							10:40'09.515
2	50.337	27.240	30.155	1'33.731	3'21.463P	221,3	10:43'30.978
3	51.594	24.113	28.522	22.728	2'06.957P	229,3	10:45'37.935
4	28.216	23.633	28.244	22.412	1'42.505	233,3	10:47'20.440
5	27.634	23.248	27.823	22.317	1'41.022	229,3	10:49'01.462
6	27.526	23.242	27.523	22.392	1'40.683	229,8	10:50'42.145
7	27.501	22.902	27.352	22.258	1'40.013	231,3	10:52'22.158
8	27.333	23.213	27.518	23.120	1'41.184	227,8	10:54'03.342
9	27.121	23.177	28.399	22.888	1'41.585	232,3	10:55'44.927
10	27.420	22.906	27.353	22.240	1'39.919	227,4	10:57'24.846

06/07/2018 P = Pits In/Out - C = Lap Time Cancelled



PIRELLI Riviera di Rimini Round, 6 - 8 July 2018

World Supersport - Chronological Analysis Free Practice 1st Session

Misano Circuit Sic 58 4.226 m

3 / 7

11	29.190	24.099	28.992	12'23.460	13'45.741P	223,1	11:11'10.587	4	32.730	23.743	27.849	40.265	2'04.587P	233,8	10:47'31.319
12	51.242	25.225	28.469	24.087	2'09.023P	226,9	11:13'19.610	5	4'30.335	23.695	27.829	22.630	5'44.489P	230,3	10:53'15.808
13	27.134	23.034	27.501	22.361	1'40.030	227,8	11:14'59.640	6	27.861	23.481	27.648	22.606	1'41.596	230,8	10:54'57.404
14	27.105	23.038	27.437	22.235	1'39.815	229,3	11:16'39.455	7	27.572	23.351	27.363	22.571	1'40.857	231,8	10:56'38.261
15	27.079	22.849	27.430	22.261	1'39.619	228,8	11:18'19.074	8	32.357	23.855	27.532	23.009	1'46.753	233,3	10:58'25.014
16	27.437	22.969	27.361	4'18.570	5'36.337P	230,8	11:23'55.411	9	27.466	23.070	27.337	22.354	1'40.227	233,8	11:00'05.241
17	49.976	27.866	31.995	24.064	2'13.901P	184,9	11:26'09.312	10	28.239	30.176	28.946	38.203	2'05.564P	230,3	11:02'10.805
18	26.960	22.953	27.325	22.080	1'39.318	229,3	11:27'48.630	11	4'35.120	23.512	27.456	22.390	5'48.478P	230,8	11:07'59.283

13° 63 D. STIRPE (1'39.334)

Lap	Seg.1	Seg.2	Seg.3	Seg.4	Lap Time	km/h	Local Time
1							10:40'14.018
2	46.900	26.656	30.670	24.520	2'08.746P	218,2	10:42'22.764
3	28.090	23.629	28.416	22.795	1'42.930	225,9	10:44'05.694
4	27.618	23.509	28.120	22.544	1'41.791	226,9	10:45'47.485
5	28.579	23.483	28.009	22.511	1'42.582	228,8	10:47'30.067
6	27.509	23.223	27.807	22.629	1'41.168	228,3	10:49'11.235
7	27.361	23.255	27.785	22.364	1'40.765	225,5	10:50'52.000
8	31.241	27.321	29.864	38.516	2'06.942P	218,6	10:52'58.942
9	2'29.084	23.667	28.204	22.486	3'43.441P	226,4	10:56'42.383
10	27.339	23.262	27.844	22.393	1'40.838	228,8	10:58'23.221
11	27.260	23.209	27.807	22.688	1'40.964	226,4	11:00'04.185
12	31.279	27.205	29.524	46.009	2'14.017P	218,6	11:02'18.202
13	8'38.354	24.253	28.151	22.405	9'53.163P	225,0	11:12'11.365
14	27.170	23.235	27.660	22.260	1'40.325	226,4	11:13'51.690
15	27.127	23.015	27.671	22.158	1'39.971	226,9	11:15'31.661
16	31.638	28.385	33.704	41.039	2'14.766P	157,0	11:17'46.427
17	4'27.226	26.606	29.612	24.179	5'47.623P	215,1	11:23'34.050
18	26.900	22.900	27.417	22.134	1'39.351	230,8	11:25'13.401
19	27.650	22.916	27.562	22.268	1'40.396	228,8	11:26'53.797
20	29.533	25.019	29.156	22.923	1'46.631	212,2	11:28'40.428
21	26.996	22.875	27.357	22.106	1'39.334	234,3	11:30'19.762

16° 36 T. GRADINGER (1'39.604)

Lap	Seg.1	Seg.2	Seg.3	Seg.4	Lap Time	km/h	Local Time
1		25.332	29.542	23.813		232,3	10:41'58.806
2	28.857	23.583	28.265	22.851	1'43.556	235,8	10:43'42.362
3	28.246	23.192	28.233	22.737	1'42.408	234,3	10:45'24.770
4	28.011	23.298	31.814	22.584	1'45.707C	224,5	10:47'10.477
5	27.698	23.094	27.704	22.489	1'40.985	236,8	10:48'51.462
6	27.642	23.066	27.663	23.027	1'41.398	236,3	10:50'32.860
7	31.711	23.784	27.786	22.847	1'46.128	236,8	10:52'18.988
8	27.578	23.239	28.433	6'40.747	7'59.997P	236,3	11:00'18.985
9	49.300	24.288	28.300	22.501	2'04.389P	232,8	11:02'23.374
10	27.418	23.180	27.561	22.407	1'40.566	235,3	11:04'03.940
11	27.411	23.330	27.724	22.274	1'40.739C	233,8	11:05'44.679
12	34.426	23.326	27.715	5'43.707	7'09.174P	236,3	11:12'53.853
13	54.279	23.482	27.741	22.526	2'08.028P	232,8	11:15'01.881
14	27.279	23.113	27.415	22.255	1'40.062	234,3	11:16'41.943
15	27.232	22.875	27.258	22.239	1'39.604	235,8	11:18'21.547
16	27.734	23.075	27.680	3'52.010	5'10.499P	235,8	11:23'32.046
17	46.416	23.271	27.860	22.430	1'59.977P	232,8	11:25'32.023
18	27.215	22.961	27.258	22.325	1'39.759	235,8	11:27'11.782
19	27.272	25.830	28.073	22.328	1'43.503	232,8	11:28'55.285
20	27.353	22.973	27.172	22.277	1'39.775	237,9	11:30'35.060

14° 65 M. CANDUCCI (1'39.472)

Lap	Seg.1	Seg.2	Seg.3	Seg.4	Lap Time	km/h	Local Time
1							10:40'45.281
2	50.786	24.627	29.546	23.477	2'08.436P	226,9	10:42'53.717
3	28.073	23.418	27.992	22.789	1'42.272	233,8	10:44'35.989
4	27.604	23.398	27.633	22.546	1'41.181	234,3	10:46'17.170
5	27.243	23.211	27.560	22.507	1'40.521	233,8	10:47'57.691
6	27.086	23.141	29.174	22.572	1'41.973C	225,5	10:49'39.664
7	27.956	23.193	27.671	22.480	1'41.300	233,8	10:51'20.964
8	27.410	23.027	27.663	22.645	1'40.745C	237,4	10:53'01.709
9	27.781	23.319	28.332	4'06.329	5'25.761CP	229,3	10:58'27.470
10	44.546	23.600	28.040	22.932	1'59.118P	230,3	11:00'26.588
11	27.010	23.224	27.436	22.487	1'40.157C	233,3	11:02'06.745
12	26.965	23.065	27.091	22.351	1'39.472	232,8	11:03'46.217
13	27.106	23.029	27.129	22.446	1'39.710	234,3	11:05'25.927
14	27.442	23.263	27.454	6'28.753	7'46.912P	233,3	11:13'12.839
15	50.282	25.479	29.310	22.883	2'07.954P	226,4	11:15'20.793
16	27.015	23.128	27.382	22.374	1'39.899	233,3	11:17'00.692
17	26.911	23.155	27.368	22.537	1'39.971	232,3	11:18'40.663
18	27.779	23.979	28.017	1'42.542	3'02.317P	233,8	11:21'42.980
19	49.718	23.963	28.459	22.839	2'04.979P	227,8	11:23'47.959
20	27.053	23.207	27.242	22.329	1'39.831	234,8	11:25'27.790
21	27.408	24.827	28.751	22.927	1'43.913	223,6	11:27'11.703
22	27.067	23.185	27.205	22.647	1'40.104C	236,3	11:28'51.807
23	27.348	23.022	29.947	22.611	1'42.928	234,3	11:30'34.735

17° 47 R. HARTOG (1'39.674)

Lap	Seg.1	Seg.2	Seg.3	Seg.4	Lap Time	km/h	Local Time
1		25.164	28.909	23.742		225,0	10:41'57.393
2	28.732	24.087	28.590	23.066	1'44.475	226,4	10:43'41.868
3	28.961	23.395	28.025	22.823	1'43.204	231,3	10:45'25.072
4	28.032	23.309	27.824	22.606	1'41.771	229,3	10:47'06.843
5	27.640	23.103	27.655	22.703	1'41.101	231,3	10:48'47.944
6	27.690	28.530	28.856	23.215	1'48.291	230,3	10:50'36.235
7	27.631	23.391	27.820	9'07.318	10'26.160P	231,3	11:01'02.395
8	45.124	23.682	27.964	22.751	1'59.521P	228,3	11:03'01.916
9	27.744	23.906	27.834	22.545	1'42.029	229,8	11:04'43.945
10	27.474	23.553	27.748	22.643	1'41.418	230,8	11:06'25.363
11	27.772	23.934	27.879	22.705	1'42.290	228,8	11:08'07.653
12	27.734	23.519	27.903	23.287	1'42.443	228,3	11:09'50.096
13	27.552	23.218	27.713	22.555	1'41.038	229,8	11:11'31.134
14	27.810	23.530	28.829	7'35.459	8'55.628P	227,4	11:20'26.762
15	45.831	23.886	28.095	22.626	2'00.438P	226,9	11:22'27.200
16	27.278	23.432	27.336	22.374	1'40.420	228,3	11:24'07.620
17	27.245	23.181	27.328	22.290	1'40.044	230,8	11:25'47.664
18	27.568	23.462	27.692	22.513	1'41.235	228,8	11:27'28.899
19	27.277	23.172	27.635	22.596	1'40.680	231,3	11:29'09.579
20	27.109	23.019	27.345	22.201	1'39.674	230,8	11:30'49.253

15° 78 H. OKUBO (1'39.500)

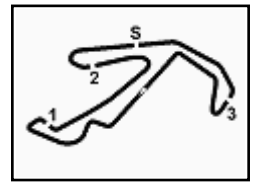
Lap	Seg.1	Seg.2	Seg.3	Seg.4	Lap Time	km/h	Local Time
1		24.778	29.378	23.693		232,3	10:42'00.990
2	28.460	23.564	28.057	22.865	1'42.946	232,3	10:43'43.936
3	28.117	23.843	27.883	22.953	1'42.796	234,3	10:45'26.732

06/07/2018 P = Pits In/Out - C = Lap Time Cancelled

These data/results cannot be reproduced, stored and/or transmitted in whole or in part by any manner of electronic, mechanical, photocopying, recording, broadcasting or otherwise now known or herein after developed without the previous express consent by the copyright owner, except for reproduction in daily press and regular printed publications on sale to the public within 60 days of the event related to those data/results and always provided that copyright symbol appears together as follows below.

© DORNA WSBK ORGANIZATION Srl 2018





PIRELLI Riviera di Rimini Round, 6 - 8 July 2018

World Supersport - Chronological Analysis Free Practice 1st Session

Misano Circuit Sic 58.4.226 m

4 / 7

18° 15 A. COPPOLA (1'39.762)							
Lap	Seg.1	Seg.2	Seg.3	Seg.4	Lap Time	km/h	Local Time
1		25.680	29.233	23.203		224,5	10:41'59.668
2	28.136	23.640	28.249	22.844	1'42.869	233,3	10:43'42.537
3	30.808	26.808	28.261	22.715	1'48.592	229,3	10:45'31.129
4	27.502	23.475	27.628	22.356	1'40.961	229,3	10:47'12.090
5	27.514	23.316	27.635	22.543	1'41.008	230,3	10:48'53.098
6	27.475	23.234	27.693	22.413	1'40.815	230,3	10:50'33.913
7	28.171	26.466	29.038	44.386	2'08.061P	225,9	10:52'41.974
8	6'22.504	23.994	28.084	22.305	7'36.887P	224,5	11:00'18.861
9	27.197	23.156	27.500	22.257	1'40.110	227,8	11:01'58.971
10	27.361	23.127	27.659	24.998	1'43.145	228,8	11:03'42.116
11	27.301	23.173	27.599	22.289	1'40.362	230,8	11:05'22.478
12	28.561	27.407	28.899	47.310	2'12.177P	229,3	11:07'34.655
13	10'39.626	28.396	28.038	22.262	1'58.322P	230,8	11:19'32.977
14	27.393	23.163	27.375	22.323	1'40.254	228,8	11:21'13.231
15	27.181	23.083	27.256	22.242	1'39.762	229,3	11:22'52.993
16	27.696	23.398	28.161	22.399	1'41.654	225,9	11:24'34.647
17	27.245	23.183	27.614	25.394	1'43.436	227,8	11:26'18.083
18	34.071	23.443	27.506	22.363	1'47.383	230,3	11:28'05.466
19	27.441	23.130	27.565	23.304	1'41.440	231,8	11:29'46.906
20	27.361	23.135	27.390	22.237	1'40.123	229,8	11:31'27.029

18	27.076	23.321	27.571	22.199	1'40.167	223,6	11:23'42.457
19	27.121	23.354	27.496	22.304	1'40.275	225,5	11:25'22.732
20	27.095	23.126	27.686	22.073	1'39.980	224,5	11:27'02.712
21	27.124	23.138	27.494	22.127	1'39.883	224,5	11:28'42.595
22	27.246	23.212	27.694	22.232	1'40.384	224,1	11:30'22.979

19° 81 L. STAPLEFORD (1'39.802)							
Lap	Seg.1	Seg.2	Seg.3	Seg.4	Lap Time	km/h	Local Time
1		25.398	29.874	25.017		224,1	10:42'06.619
2	29.007	24.465	29.216	23.336	1'46.024	228,3	10:43'52.643
3	28.655	23.915	28.671	23.145	1'44.386	227,8	10:45'37.029
4	27.969	23.669	28.082	22.962	1'42.682	227,8	10:47'19.711
5	27.827	23.615	28.220	22.801	1'42.463	225,5	10:49'02.174
6	27.723	23.299	27.705	22.590	1'41.317	229,3	10:50'43.491
7	27.452	23.275	27.742	22.544	1'41.013	229,8	10:52'24.504
8	28.654	24.554	28.966	40.683	2'02.857P	225,5	10:54'27.361
9	13'46.594	26.876	31.914	23.247	15'08.631P	172,5	11:09'35.992
10	27.713	23.437	27.844	23.305	1'42.299	229,3	11:11'18.291
11	27.446	23.327	27.868	22.664	1'41.305	232,8	11:12'59.599
12	27.361	23.208	27.670	22.574	1'40.813	228,8	11:14'40.406
13	27.251	23.424	27.500	22.629	1'40.804	228,3	11:16'21.213
14	27.572	23.227	27.545	22.313	1'40.657	233,3	11:18'01.870
15	28.867	24.412	29.624	39.646	2'02.549P	223,1	11:20'04.419
16	5'15.347	24.184	27.946	24.317	6'31.794P	227,8	11:26'36.213
17	27.290	23.145	27.351	22.353	1'40.139	234,8	11:28'16.352
18	27.148	23.097	27.437	22.525	1'40.207	229,3	11:29'56.559
19	27.175	23.055	27.274	22.298	1'39.802	231,3	11:31'36.361

21° 84 L. CRESSON (1'40.105)							
Lap	Seg.1	Seg.2	Seg.3	Seg.4	Lap Time	km/h	Local Time
1							10:40'26.006
2	49.291	25.158	29.231	24.056	2'07.736P	230,3	10:42'33.742
3	29.068	23.905	30.050	23.226	1'46.249	233,8	10:44'19.991
4	28.622	23.676	28.076	22.845	1'43.219	235,3	10:46'03.210
5	28.205	23.554	28.066	22.841	1'42.666	233,8	10:47'45.876
6	28.087	23.428	27.861	22.675	1'42.051	234,8	10:49'27.927
7	27.811	23.119	27.719	22.646	1'41.295	234,8	10:51'09.222
8	27.895	23.356	27.607	22.683	1'41.541	235,8	10:52'50.763
9	27.822	23.197	27.470	22.611	1'41.100	234,8	10:54'31.863
10	30.312	26.920	30.548	45.957	2'13.737CP	214,3	10:56'45.600
11	10'37.542	23.874	28.310	22.998	1'52.724P	231,8	11:08'38.324
12	27.844	23.284	27.843	22.582	1'41.553	233,3	11:10'19.877
13	27.882	23.293	27.623	22.594	1'41.392C	234,8	11:12'01.269
14	32.203	29.249	27.804	22.692	1'51.948	235,3	11:13'53.217
15	27.758	23.013	27.592	22.462	1'40.825	234,8	11:15'34.042
16	27.919	23.506	28.485	38.371	1'58.281P	233,3	11:17'32.323
17	6'38.905	26.496	28.396	22.814	7'56.611P	235,3	11:25'28.934
18	27.759	23.088	27.631	23.068	1'41.546	236,3	11:27'10.480
19	27.829	23.038	27.562	22.414	1'40.843	235,3	11:28'51.323
20	27.527	22.994	27.282	22.302	1'40.105	238,4	11:30'31.428

20° 60 L. GABELLINI (1'39.883)							
Lap	Seg.1	Seg.2	Seg.3	Seg.4	Lap Time	km/h	Local Time
1							10:40'00.585
2	46.312	25.049	29.748	24.089	2'05.198P	221,3	10:42'05.783
3	28.085	23.752	28.242	22.802	1'42.881	222,2	10:43'48.664
4	27.594	23.566	27.980	22.576	1'41.716	223,1	10:45'30.380
5	27.687	23.328	27.892	22.439	1'41.346	223,6	10:47'11.726
6	27.242	23.233	27.681	22.357	1'40.513	225,5	10:48'52.239
7	27.198	23.185	27.689	22.739	1'40.811	225,9	10:50'33.050
8	27.553	23.578	27.752	6'17.495	7'36.378P	223,1	10:58'09.428
9	44.833	23.943	27.957	22.806	1'59.539P	221,8	11:00'08.967
10	27.719	23.522	28.036	22.520	1'41.797	221,3	11:01'50.764
11	27.237	23.383	27.817	22.453	1'40.890	222,7	11:03'31.654
12	27.199	23.375	27.979	22.456	1'41.009	222,7	11:05'12.663
13	27.140	23.295	27.594	22.336	1'40.365	223,6	11:06'53.028
14	27.813	24.872	28.598	8'14.331	9'35.614P	218,2	11:16'28.642
15	57.549	25.370	28.105	22.304	2'13.328P	222,7	11:18'41.970
16	26.985	23.223	27.707	22.191	1'40.106	222,7	11:20'22.076
17	27.184	23.222	27.624	22.184	1'40.214	224,1	11:22'02.290

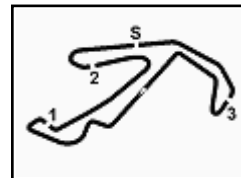
22° 93 R. MERCANELLI (1'40.173)							
Lap	Seg.1	Seg.2	Seg.3	Seg.4	Lap Time	km/h	Local Time
1							10:40'13.005
2	45.007	26.523	30.109	24.112	2'05.751P	221,8	10:42'18.756
3	28.107	23.738	27.757	23.132	1'42.734	227,8	10:44'01.490
4	27.508	23.320	27.691	22.900	1'41.419	229,3	10:45'42.909
5	28.219	23.360	29.773	23.241	1'44.593	207,7	10:47'27.502
6	27.398	23.245	27.674	22.596	1'40.913	229,3	10:49'08.415
7	27.337	23.263	27.383	22.557	1'40.540	229,3	10:50'48.955
8	27.267	23.240	27.859	5'32.094	6'50.460P	230,8	10:57'39.415
9	45.435	24.479	29.323	24.318	2'03.555P	225,5	10:59'42.970
10	27.467	23.466	27.483	22.799	1'41.215	227,8	11:01'24.185
11	27.371	23.600	27.415	22.790	1'41.176	228,3	11:03'05.361
12	27.348	23.228	27.439	22.689	1'40.704	229,8	11:04'46.065
13	27.604	23.563	31.085	23.151	1'45.403	200,0	11:06'31.468
14	27.450	23.308	27.459	22.716	1'40.933	230,3	11:08'12.401
15	28.485	24.179	28.019	8'54.521	10'15.204P	227,8	11:18'27.605
16	48.309	24.627	29.082	22.856	2'04.874P	220,9	11:20'32.479
17	27.255	23.096	27.652	22.565	1'40.568	227,4	11:22'13.047
18	27.174	23.065	27.416	22.518	1'40.173	226,9	11:23'53.220
19	27.222	23.127	27.222	22.518	1'40.569	228,3	11:25'38.289
20	27.347	23.209	27.378	22.562	1'40.496	227,8	11:27'18.785

23° 19 A. BALDOLINI (1'40.561)							
Lap	Seg.1	Seg.2	Seg.3	Seg.4	Lap Time	km/h	Local Time
1		25.760	29.983	23.776		227,8	10:42'08.665
2	28.913	24.040	28.422	23.059	1'44.434	229,3	10:43'53.099
3	28.363	24.175	28.474	23.312	1'44.324	232,8	10:45'37.423
4	28.057	23.461	28.083	22.777	1'42.378	234,3	10:47'19.801
5	28.496	23.372	27.986	22.621	1'42.475	232,8	10:49'02.276
6	27.729	23.335	27.799	22.545	1'41.408	235,3	10:50'43.684
7	28.305	23.899	28.612	37.988	1'58.804P	228,8	10:52'42.488
8	10'01.008	26.059	31.236	23.725	11'22.028P	225,0	11:04'04.516
9	34.914	24.373	29.463	24.998	1'53.748	226,9	11:05'58.264
10	27.767	23.642	29.706	23.188	1'44.303	225,9	11:07'42.567

06/07/2018 P = Pits In/Out - C = Lap Time Cancelled

These data/results cannot be reproduced, stored and/or transmitted in whole or in part by any manner of electronic, mechanical, photocopying, recording, broadcasting or otherwise now known or herein after developed without the previous express consent by the copyright owner, except for reproduction in daily press and regular printed publications on sale to the public within 60 days of the event related to those data/results and always provided that copyright symbol appears together as follows below.

© DORNA WSBK ORGANIZATION Srl 2018



PIRELLI Riviera di Rimini Round, 6 - 8 July 2018

World Supersport - Chronological Analysis Free Practice 1st Session

Misano Circuit Sic 58.4.226 m

5 / 7

11	27.759	23.694	28.419	35.862	1'55.734P	228,3	11:09'38.301	4	5'22.942	24.572	28.708	23.114	6'39.336P	223,1	10:52'36.206
12	10'26.077	25.407	28.927	23.307	1'43.718P	225,5	11:21'22.019	5	28.449	23.726	28.346	23.453	1'43.974	226,9	10:54'20.180
13	27.238	23.466	27.757	22.497	1'40.958	230,8	11:23'02.977	6	28.277	23.591	28.283	22.884	1'43.035	226,4	10:56'03.215
14	28.656	26.640	28.732	22.959	1'46.987	228,3	11:24'49.964	7	28.086	23.539	28.172	22.768	1'42.565	225,5	10:57'45.780
15	27.254	23.298	27.523	22.486	1'40.561	230,8	11:26'30.525	8	27.952	23.500	28.068	22.577	1'42.097	224,5	10:59'27.877
16	27.337	23.288	27.540	22.771	1'40.936	231,8	11:28'11.461	9	27.804	23.261	27.950	22.776	1'41.791	225,9	11:01'09.668
17	27.783	23.210	27.832	22.683	1'41.508	228,8	11:29'52.969	10	27.728	23.323	27.904	22.556	1'41.511	225,9	11:02'51.179
18	27.426	23.282	27.710	22.638	1'41.056	229,3	11:31'34.025	11	29.604	25.945	29.315	37.569	2'02.433P	224,1	11:04'53.612

24° 6 C. PEROLARI (1'40.604)

Lap	Seg.1	Seg.2	Seg.3	Seg.4	Lap Time	km/h	Local Time
1		24.891	29.440	23.338		226,9	10:42'00.426
2	28.140	23.644	28.461	22.834	1'43.079	228,8	10:43'43.505
3	27.839	23.652	28.420	22.746	1'42.657	226,9	10:45'26.162
4	27.666	23.338	27.933	22.812	1'41.749	228,3	10:47'07.911
5	27.604	23.469	28.263	22.738	1'42.074	228,3	10:48'49.985
6	27.422	23.299	27.744	22.524	1'40.989	230,3	10:50'30.974
7	28.526	24.988	28.029	22.742	1'44.285	230,3	10:52'15.259
8	28.006	24.971	31.439	5'03.231	6'27.647P	195,7	10:58'42.906
9	47.410	23.883	28.603	22.760	2'02.656P	225,0	11:00'45.562
10	27.454	23.227	27.600	22.511	1'40.792	228,8	11:02'26.354
11	27.653	23.348	27.887	22.539	1'41.427	228,3	11:04'07.781
12	27.428	23.168	27.660	22.511	1'40.767	228,8	11:05'48.548
13	29.265	23.457	28.127	22.615	1'43.464	227,8	11:07'32.012
14	27.375	23.165	27.825	22.399	1'40.764	228,3	11:09'12.776
15	29.156	23.465	28.244	23.005	1'43.870	228,3	11:10'56.646
16	27.685	23.359	27.934	22.684	1'41.662	226,9	11:12'38.308
17	30.130	24.204	29.728	5'02.798	6'26.860P	225,0	11:19'05.168
18	56.512	23.605	27.935	22.538	2'10.590P	226,4	11:21'15.758
19	27.236	23.112	27.414	22.575	1'40.337C	228,8	11:22'56.095
20	28.314	23.846	28.534	23.415	1'44.109	226,9	11:24'40.204
21	27.507	23.251	27.335	22.717	1'40.810	232,3	11:26'21.014
22	27.919	23.595	28.177	22.789	1'42.480	228,8	11:28'03.494
23	27.566	23.831	28.294	22.892	1'42.583	230,8	11:29'46.077
24	27.375	23.136	27.601	22.492	1'40.604	232,8	11:31'26.681

27° 10 N. CALERO (1'40.790)

Lap	Seg.1	Seg.2	Seg.3	Seg.4	Lap Time	km/h	Local Time
1		25.220	30.136	23.459		220,0	10:42'01.052
2	28.715	23.980	28.548	22.808	1'44.051	226,9	10:43'45.103
3	28.532	24.406	28.879	22.995	1'44.812	224,1	10:45'29.915
4	28.477	24.044	28.112	22.744	1'43.377	227,4	10:47'13.292
5	27.865	23.688	28.206	22.720	1'42.479	226,4	10:48'55.771
6	32.601	29.333	37.796	22.935	2'02.665	131,1	10:50'58.436
7	27.704	23.623	27.880	22.842	1'42.049	228,3	10:52'40.485
8	31.471	27.439	32.910	39.985	2'11.805P	173,1	10:54'52.290
9	10'03.282	26.341	28.299	22.919	1'20.841P	226,4	11:06'13.131
10	27.950	23.721	28.352	22.930	1'42.953	226,4	11:07'56.084
11	31.227	23.504	28.038	22.608	1'45.377C	227,8	11:09'41.461
12	27.803	23.661	28.185	22.759	1'42.408	225,5	11:11'23.869
13	36.278	28.214	29.542	39.323	2'13.357CP	220,4	11:13'37.226
14	7'25.757	23.908	28.133	22.561	8'40.359P	228,3	11:22'17.585
15	27.247	23.315	27.793	22.590	1'40.945	227,8	11:23'58.530
16	27.398	23.371	27.953	22.614	1'41.336	227,8	11:25'39.866
17	32.117	27.138	27.821	22.667	1'49.743	228,8	11:27'29.609
18	27.467	23.332	27.619	22.372	1'40.790	229,3	11:29'10.399
19	27.479	31.308	36.093	42.585	2'17.465P	170,1	11:31'27.864

25° 38 H. SOOMER (1'40.659)

Lap	Seg.1	Seg.2	Seg.3	Seg.4	Lap Time	km/h	Local Time
1		25.193	29.523	23.946		228,3	10:42'13.206
2	29.253	24.286	29.485	23.398	1'46.422	229,8	10:43'59.628
3	28.398	23.651	28.118	22.980	1'43.147C	231,3	10:45'42.775
4	28.051	23.362	27.938	22.775	1'42.126	231,8	10:47'24.901
5	27.714	23.136	27.845	22.462	1'41.157C	232,3	10:49'06.058
6	27.786	23.226	27.669	22.442	1'41.123	231,8	10:50'47.181
7	27.805	23.230	28.224	37.261	1'56.520P	232,8	10:52'43.701
8	5'23.946	24.031	28.606	22.929	6'39.512P	227,8	10:59'23.213
9	27.948	23.336	28.156	22.559	1'41.999	228,8	11:01'05.212
10	27.595	23.331	28.066	22.711	1'41.703	229,3	11:02'46.915
11	28.041	23.355	29.252	37.377	1'58.025P	231,3	11:04'44.940
12	7'32.305	23.998	28.404	22.942	8'47.649P	226,9	11:13'32.589
13	27.677	23.521	28.167	22.553	1'41.918	228,3	11:15'14.507
14	27.518	23.704	28.322	33.485	1'53.029P	228,8	11:17'07.536
15	4'38.805	24.015	28.195	22.592	5'53.607P	230,8	11:23'01.143
16	27.710	23.253	27.691	22.488	1'41.142	231,8	11:24'42.285
17	27.508	23.257	27.328	22.566	1'40.659	230,3	11:26'22.944
18	27.538	23.331	27.570	22.498	1'40.937	231,8	11:28'03.881
19	27.519	23.404	27.822	22.673	1'41.418C	230,8	11:29'45.299
20	27.645	23.307	27.767	22.492	1'41.211	230,3	11:31'26.510

28° 56 P. SEBESTYEN (1'41.023)

Lap	Seg.1	Seg.2	Seg.3	Seg.4	Lap Time	km/h	Local Time
1		26.296	30.469	24.580		227,8	10:42'05.758
2	29.489	24.667	29.183	23.415	1'46.754C	228,8	10:43'52.512
3	28.514	24.061	28.746	23.398	1'44.719	228,8	10:45'37.231
4	28.635	23.694	28.750	23.124	1'44.203	231,3	10:47'21.434
5	28.134	23.649	28.216	22.901	1'42.900	231,3	10:49'04.334
6	28.025	23.477	28.002	22.905	1'42.409	230,3	10:50'46.743
7	27.731	23.618	28.042	22.849	1'42.240	229,8	10:52'28.983
8	28.301	24.458	29.260	8'42.243	10'04.262P	223,6	11:02'33.245
9	50.523	30.034	31.479	23.048	2'15.084P	220,4	11:04'48.329
10	27.699	23.433	27.833	22.916	1'41.881	230,3	11:06'30.210
11	27.618	23.502	27.882	22.834	1'41.836	229,8	11:08'12.046
12	27.532	23.545	27.830	22.771	1'41.678	230,3	11:09'53.724
13	27.673	23.568	27.843	22.873	1'41.957	229,3	11:11'35.681
14	27.924	23.652	29.704	6'10.647	7'31.927P	223,6	11:19'07.608
15	57.326	27.745	29.109	22.919	2'17.099P	225,5	11:21'24.707
16	27.708	23.546	27.762	22.830	1'41.846	229,8	11:23'06.553
17	27.685	23.427	27.697	22.712	1'41.521	231,3	11:24'48.074
18	27.680	23.437	27.863	22.612	1'41.592	229,8	11:26'29.666
19	37.358	25.527	29.212	22.932	1'55.029C	226,9	11:28'24.695
20	27.585	23.392	27.557	22.489	1'41.023	229,3	11:30'05.718

26° 35 S. HILL (1'40.667)

Lap	Seg.1	Seg.2	Seg.3	Seg.4	Lap Time	km/h	Local Time
1		26.613	30.751	24.856		222,2	10:42'09.276
2	30.019	24.590	29.299	23.716	1'47.624	224,5	10:43'56.900
3	29.006	24.179	28.785	38.000	1'59.970P	226,9	10:45'56.870

29° 77 W. TESSELS (1'41.245)

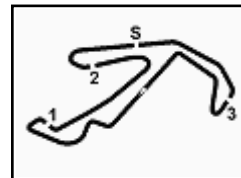
Lap	Seg.1	Seg.2	Seg.3	Seg.4	Lap Time	km/h	Local Time
1							10:40'37.186

06/07/2018 P = Pits In/Out - C = Lap Time Cancelled

These data/results cannot be reproduced, stored and/or transmitted in whole or in part by any manner of electronic, mechanical, photocopying, recording, broadcasting or otherwise now known or herein after developed without the previous express consent by the copyright owner, except for reproduction in daily press and regular printed publications on sale to the public within 60 days of the event related to those data/results and always provided that copyright symbol appears together as follows below.

© DORNA WSBK ORGANIZATION Srl 2018





PIRELLI Riviera di Rimini Round, 6 - 8 July 2018

World Supersport - Chronological Analysis Free Practice 1st Session

Misano Circuit Sic 58.4.226 m

6 / 7

2	44.928	24.995	29.809	24.003	2'03.735P	222,7	10:42'40.921	20	27.802	23.570	27.988	22.689	1'42.049	225,9	11:26'28.963
3	28.894	24.247	28.962	23.430	1'45.533	222,7	10:44'26.454	21	27.851	23.651	28.080	22.772	1'42.354	225,0	11:28'11.317
4	28.272	23.805	28.624	22.988	1'43.689	224,5	10:46'10.143	22	27.765	23.769	28.140	22.717	1'42.391	228,3	11:29'53.708
5	28.072	23.630	28.617	23.803	1'44.122	224,1	10:47'54.265	23	27.842	24.496	30.996	24.565	1'47.899	218,6	11:31'41.607
6	27.836	23.761	28.291	22.869	1'42.757	225,9	10:49'37.022	32° 88 C. STANGE (1'42.154)							
7	27.630	23.518	28.305	22.888	1'42.341	225,0	10:51'19.363	Lap	Seg.1	Seg.2	Seg.3	Seg.4	Lap Time	km/h	Local Time
8	27.747	23.555	28.082	22.694	1'42.078	225,0	10:53'01.441	1		27.408	33.201	25.632		207,3	10:42'31.821
9	29.574	25.065	29.234	6'14.241	7'38.114P	227,4	11:00'39.555	2	30.275	25.164	30.258	24.464	1'50.161	220,4	10:44'21.982
10	50.343	26.673	28.319	22.847	2'08.182P	225,9	11:02'47.737	3	29.084	24.910	29.214	23.637	1'46.845C	225,9	10:46'08.827
11	27.654	23.414	28.077	22.754	1'41.899	226,9	11:04'29.636	4	28.362	24.064	28.642	23.526	1'44.594	228,8	10:47'53.421
12	27.487	23.385	28.863	22.637	1'42.372	226,9	11:06'12.008	5	28.421	24.229	28.768	23.989	1'45.407	223,6	10:49'38.828
13	27.619	23.345	27.935	22.618	1'41.517	226,9	11:07'53.525	6	28.449	24.166	28.347	36.920	1'57.882P	229,3	10:51'36.710
14	28.926	25.443	32.450	8'25.931	9'52.750P	220,9	11:17'46.275	7	4'39.517	24.569	28.599	23.480	5'56.165CP	226,4	10:57'32.875
15	42.968	23.958	32.574	27.233	2'06.733P	208,9	11:19'53.008	8	28.087	24.671	28.346	23.163	1'44.267	226,4	10:59'17.142
16	27.499	23.383	28.081	22.623	1'41.586	225,0	11:21'34.594	9	27.946	23.651	28.103	23.206	1'42.906	229,8	11:01'00.048
17	32.216	25.822	28.260	26.637	1'52.935	227,4	11:23'27.529	10	27.865	23.738	28.002	23.183	1'42.788	228,8	11:02'42.836
18	27.824	24.805	33.629	28.892	1'55.150	217,7	11:25'22.679	11	27.756	23.716	28.138	23.232	1'42.842	229,3	11:04'25.678
19	27.703	23.259	27.892	22.400	1'41.254	228,8	11:27'03.933	12	36.020	25.172	30.042	37.435	2'08.669CP	226,4	11:06'34.347
20	27.602	23.271	27.862	22.510	1'41.245	227,8	11:28'45.178	13	6'58.176	24.673	28.215	23.223	8'14.287P	225,0	11:14'48.634
21	27.415	23.480	27.948	22.553	1'41.396	227,8	11:30'26.574	14	27.642	24.670	28.244	23.131	1'43.687	222,7	11:16'32.321

30° 22 E. LAHTI (1'41.802)

Lap	Seg.1	Seg.2	Seg.3	Seg.4	Lap Time	km/h	Local Time
1							10:39'57.551
2	50.208	25.907	30.073	24.282	2'10.470P	226,4	10:42'08.021
3	29.370	24.205	29.293	8'44.086	10'06.954P	231,3	10:52'14.975
4	48.160	24.701	28.727	24.265	2'05.853P	228,3	10:54'20.828
5	28.754	23.888	28.407	23.370	1'44.419C	228,8	10:56'05.247
6	28.314	26.086	28.303	23.191	1'45.894	228,8	10:57'51.141
7	28.263	23.709	28.404	23.183	1'43.559	229,3	10:59'34.700
8	28.001	23.578	28.146	23.178	1'42.903	230,8	11:01'17.603
9	28.176	24.682	29.256	23.050	1'45.164	230,8	11:03'02.767
10	27.985	23.899	27.943	22.796	1'42.623	230,8	11:04'45.390
11	27.960	23.519	28.131	10'03.321	11'22.931P	231,3	11:16'08.321
12	49.435	24.085	27.852	23.043	2'04.415P	228,3	11:18'12.736
13	27.907	23.644	28.029	23.188	1'42.768	229,3	11:19'55.504
14	27.840	23.426	27.828	22.814	1'41.908C	229,8	11:21'37.412
15	28.022	23.602	28.109	22.929	1'42.662	228,3	11:23'20.074
16	27.817	24.110	28.146	22.991	1'43.064	227,8	11:25'03.138
17	27.802	23.749	27.909	23.077	1'42.537	228,8	11:26'45.675
18	27.885	23.514	27.713	22.783	1'41.895	230,3	11:28'27.570
19	28.020	23.453	27.591	22.738	1'41.802	230,8	11:30'09.372

31° 34 J. ITURRIOZ (1'42.049)

Lap	Seg.1	Seg.2	Seg.3	Seg.4	Lap Time	km/h	Local Time
1		25.956	31.577	24.472		220,9	10:42'12.263
2	29.665	24.598	29.553	38.519	2'02.335CP	225,0	10:44'14.598
3	3'15.705	25.036	29.369	23.569	4'33.679P	223,6	10:48'48.277
4	28.341	24.220	28.765	23.296	1'44.622	227,4	10:50'32.899
5	28.541	23.902	28.534	23.009	1'43.986	228,8	10:52'16.885
6	28.314	24.061	28.724	22.961	1'44.060	224,5	10:54'00.945
7	28.341	23.884	28.691	23.009	1'43.925	223,6	10:55'44.870
8	28.212	23.626	28.487	22.898	1'43.223	225,9	10:57'28.093
9	30.291	26.838	30.595	38.760	2'06.484P	211,8	10:59'34.577
10	5'08.991	26.504	32.251	24.069	6'31.815P	196,0	11:06'06.392
11	28.896	23.781	28.865	22.836	1'44.378	224,5	11:07'50.770
12	28.469	23.554	28.311	22.800	1'43.134	225,9	11:09'33.904
13	28.111	23.828	28.176	25.443	1'45.558	224,1	11:11'19.462
14	28.169	23.636	28.464	22.716	1'42.985	225,9	11:13'02.447
15	27.722	23.680	28.427	22.886	1'42.715	225,5	11:14'45.162
16	27.912	23.637	28.144	22.828	1'42.521	225,5	11:16'27.683
17	30.723	27.964	30.233	41.256	2'10.176P	220,4	11:18'37.859
18	3'07.546	25.029	29.410	22.971	4'24.956P	228,3	11:23'02.815
19	28.462	24.171	28.730	22.736	1'44.099	225,9	11:24'46.914

33° 74 J. VAN SIKKELERUS (1'42.867)

Lap	Seg.1	Seg.2	Seg.3	Seg.4	Lap Time	km/h	Local Time
1		25.584	30.207	37.841		223,6	10:42'17.216
2	1'14.896	24.975	29.767	24.210	2'33.848P	224,5	10:44'51.064
3	29.279	24.512	29.334	23.915	1'47.040	224,5	10:46'38.104
4	29.171	24.196	29.520	23.889	1'46.776	222,7	10:48'24.880
5	28.589	23.860	28.724	23.554	1'44.727	223,6	10:50'09.607
6	30.459	25.270	34.273	36.663	2'06.665P	151,0	10:52'16.272
7	8'43.567	24.797	29.424	23.474	10'01.262P	222,7	11:02'17.534
8	28.885	23.828	28.754	23.254	1'44.721	225,5	11:04'02.255
9	28.607	23.651	28.709	23.133	1'44.100C	227,4	11:05'46.355
10	28.851	23.849	28.512	23.133	1'44.345	225,9	11:07'30.700
11	28.495	23.809	29.502	36.965	1'58.771P	226,9	11:09'29.471
12	10'35.837	25.367	31.894	23.599	11'56.697P	217,3	11:21'26.168
13	28.412	29.074	39.414	23.590	2'00.490	146,5	11:23'26.658
14	28.166	23.688	28.538	22.922	1'43.334	226,4	11:25'09.992
15	34.140	24.050	35.231	23.150	1'56.571	116,6	11:27'06.563
16	28.194	23.589	28.224	22.860	1'42.867	229,3	11:28'49.430
17	35.356	24.347	28.720	27.105	1'55.528C	225,9	11:30'44.958

34° 97 R. BODIS (1'44.107)

Lap	Seg.1	Seg.2	Seg.3	Seg.4	Lap Time	km/h	Local Time
1		26.674	31.156	23.828		222,2	10:45'12.027
2	28.665	24.563	29.525	23.166	1'45.919	223,1	10:46'57.946
3	27.955	23.908	28.537	24.045	1'44.445	226,4	10:48'42.391
4	28.445	24.139	28.629	23.176	1'44.389	225,5	10:50'26.780
5	28.263	25.671	29.128	46.993	2'10.055P	222,7	10:52'36.835
6	2'15.796	25.014	28.928	23.214	3'32.952P	224,5	10:56'09.787
7	28.438	24.228	28.698	23.251	1'44.615	224,1	10:57'54.402
8	28.342	25.011	29.135	35.251	1'57.739P	224,5	10:59'52.141
9	3'03.877	24.569	28.671	23.261	4'20.378P	226,4	11:04'12.519
10	28.489	24.001	28.875	23.555	1'44.920C	225,9	11:05'57.439
11	28.238	24.327	28.654	23.208	1'44.427	224,5	11:07'41.866
12	30.643	24.953	30.144	39.629	2'05.369P	221,3	11:09'47.235

06/07/2018

P = Pits In/Out - C = Lap Time Cancelled

These data/results cannot be reproduced, stored and/or transmitted in whole or in part by any manner of electronic, mechanical, photocopying, recording, broadcasting or otherwise now known or herein after developed without the previous express consent by the copyright owner, except for reproduction in daily press and regular printed publications on sale to the public within 60 days of the event related to those data/results and always provided that copyright symbol appears together as follows below.

© DORNA WSBK ORGANIZATION Srl 2018

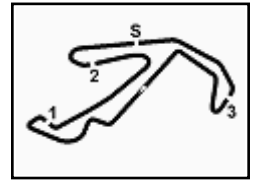
PIRELLI PERUGIA TIMING



Official Tyre Supplier



Official Timekeeper



PIRELLI Riviera di Rimini Round, 6 - 8 July 2018
World Supersport - Chronological Analysis Free Practice 1st Session

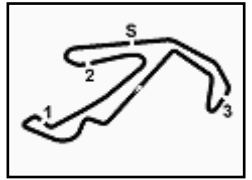
13	6'19.162	27.587	30.469	39.790	7'57.008P	220,0	11:17'44.243
14	4'01.020	24.883	29.054	23.446	5'18.403P	224,1	11:23'02.646
15	28.794	24.449	28.830	23.334	1'45.407	227,4	11:24'48.053
16	28.329	24.371	28.716	23.201	1'44.617	225,9	11:26'32.670
17	28.590	24.612	28.763	23.226	1'45.191	222,7	11:28'17.861
18	28.481	23.930	28.559	23.137	1'44.107	226,4	11:30'01.968

06/07/2018 P = Pits In/Out - C = Lap Time Cancelled

These data/results cannot be reproduced, stored and/or transmitted in whole or in part by any manner of electronic, mechanical, photocopying, recording, broadcasting or otherwise now known or herein after developed without the previous express consent by the copyright owner, except for reproduction in daily press and regular printed publications on sale to the public within 60 days of the event related to those data/results and always provided that copyright symbol appears together as follows below.

© DORNA WSBK ORGANIZATION Srl 2018

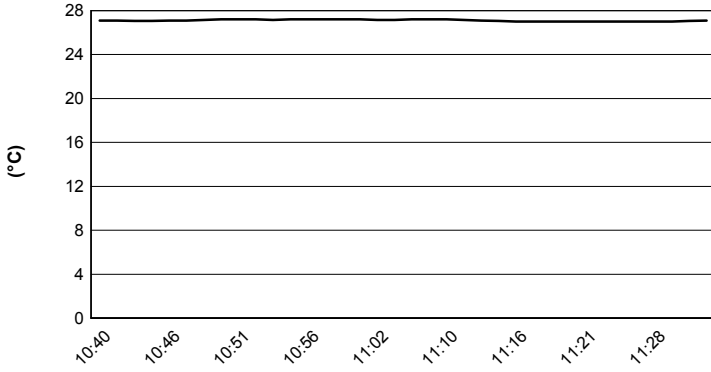




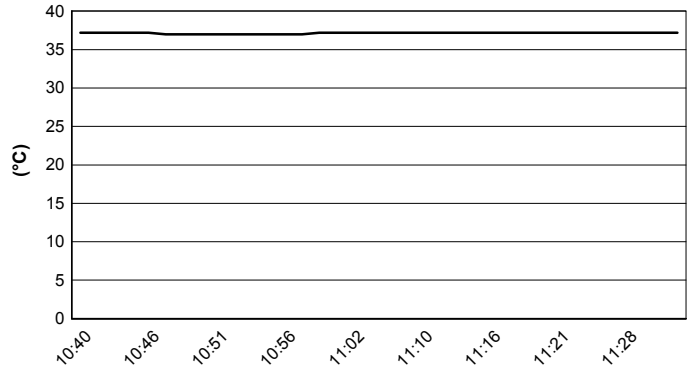
PIRELLI Riviera di Rimini Round, 6 - 8 July 2018
World Supersport - Weather Report Free Practice 1st Session
 Session started 10:40 - Session ended 11:31

Misano Circuit Sic 58 4.226 m

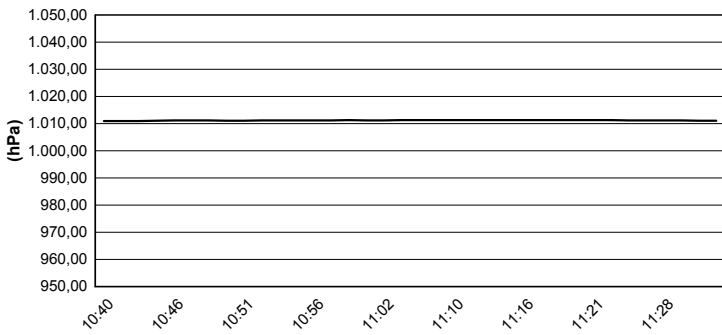
Air Temperature



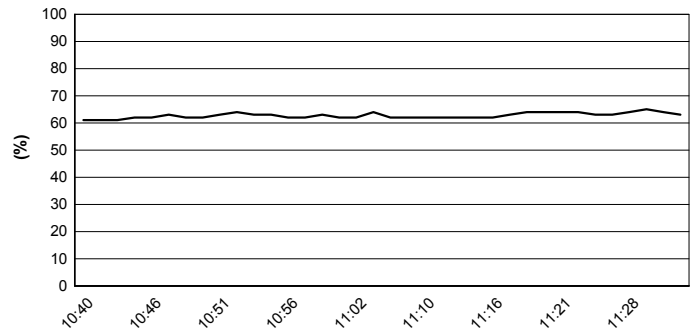
Track Temperature



Air Pressure



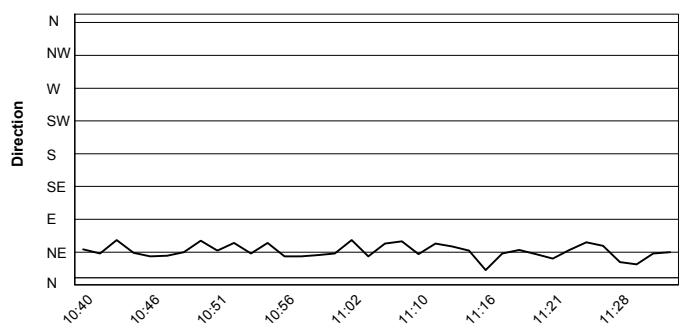
Humidity



Wind Speed



Wind Direction



06/07/2018

These data/results cannot be reproduced, stored and/or transmitted in whole or in part by any manner of electronic, mechanical, photocopying, recording, broadcasting or otherwise now known or herein after developed without the previous express consent by the copyright owner, except for reproduction in daily press and regular printed publications on sale to the public within 60 days of the event related to those data/results and always provided that copyright symbol appears together as follows below.

© DORNA WSBK ORGANIZATION Srl 2018

