



PIRELLI Riviera di Rimini Round, 6 - 8 July 2018

World Supersport - Results Free Practice 3rd Session

Misano Circuit Sic 58 4.226 m

1 / 2

No.	Rider	Nat	Team	Bike	Class	Time	Gap	Rel.	Laps	Speed	
										Avg	Max
1	64 F. CARICASULO	ITA	GRT Yamaha Official WorldSSP Team	Yamaha YZF R6		1'37.980			12	155,273	240,5
2	16 J. CLUZEL	FRA	NRT	Yamaha YZF R6		1'38.018	0.038	0.038	11	155,212	240,5
3	144 L. MAHIAS	FRA	GRT Yamaha Official WorldSSP Team	Yamaha YZF R6		1'38.070	0.090	0.052	12	155,130	236,3
4	11 S. CORTESE	GER	Kallio Racing	Yamaha YZF R6		1'38.109	0.129	0.039	5	155,068	240,0
5	21 R. KRUMMENACHER	SUI	BARDAHL Evan Bros. WorldSSP Team	Yamaha YZF R6		1'38.163	0.183	0.054	10	154,983	240,5
6	13 A. WEST	AUS	EAB antwest Racing	Kawasaki ZX-6R		1'38.568	0.588	0.405	11	154,346	234,3
7	3 R. DE ROSA	ITA	MV Agusta Reparto Corse by Vamag	MV Agusta F3 675		1'38.600	0.620	0.032	12	154,296	232,3
8	43 S. VALTULINI	ITA	Pleo Racing Team	Kawasaki ZX-6R		1'38.745	0.765	0.145	12	154,070	240,0
9	36 T. GRADINGER	AUT	NRT	Yamaha YZF R6		1'38.859	0.879	0.114	12	153,892	240,0
10	60 L. GABELLINI	ITA	G.A.S. Racing Team	Yamaha YZF R6		1'39.230	1.250	0.371	11	153,317	230,8
11	42 M. BUSSOLOTTI	ITA	Team ROSSO CORSA	Yamaha YZF R6		1'39.332	1.352	0.102	11	153,159	234,3
12	111 K. SMITH	GBR	CIA Landlord Insurance Honda	Honda CBR600RR		1'39.344	1.364	0.012	8	153,141	233,3
13	78 H. OKUBO	JPN	Kawasaki Puccetti Racing	Kawasaki ZX-6R		1'39.381	1.401	0.037	9	153,084	236,8
14	93 R. MERCANDELLI	ITA	Scuderia Improve - Firenze Motor	Honda CBR600RR		1'39.417	1.437	0.036	12	153,028	231,8
15	32 S. MORAIS	POR	Kawasaki Puccetti Racing	Kawasaki ZX-6R		1'39.494	1.514	0.077	8	152,910	235,8
16	81 L. STAPLEFORD	GBR	Profile Racing	Yamaha YZF R6		1'39.519	1.539	0.025	8	152,871	235,3
17	84 L. CRESSON	BEL	Kallio Racing	Yamaha YZF R6		1'39.575	1.595	0.056	12	152,785	240,0
18	65 M. CANDUCCI	ITA	Team Rosso e Nero	Yamaha YZF R6		1'39.578	1.598	0.003	11	152,781	238,4
19	47 R. HARTOG	NED	Team Hartog - Against Cancer	Kawasaki ZX-6R	ESS	1'39.715	1.735	0.137	11	152,571	233,8
20	22 E. LAHTI	FIN	Sterkman Motorsport by HRP	Suzuki GSX-R600	ESS	1'39.833	1.853	0.118	10	152,390	231,8
21	38 H. SOOMER	EST	Racedays	Honda CBR600RR		1'39.918	1.938	0.085	10	152,261	234,3
22	86 A. BADOVINI	ITA	MV Agusta Reparto Corse by Vamag	MV Agusta F3 675		1'39.992	2.012	0.074	12	152,148	235,3
23	35 S. HILL	GBR	Profile Racing	Triumph Daytona 675		1'40.024	2.044	0.032	11	152,099	230,3
24	15 A. COPPOLA	ITA	GRT Yamaha Official WorldSSP Junior Team	Yamaha YZF R6	ESS	1'40.071	2.091	0.047	10	152,028	231,3
25	6 C. PEROLARI	FRA	GMT94 Yamaha	Yamaha YZF R6		1'40.164	2.184	0.093	10	151,887	236,8
26	56 P. SEBESTYEN	HUN	CIA Landlord Insurance Honda	Honda CBR600RR		1'40.299	2.319	0.135	11	151,682	233,8
27	19 A. BALDOLINI	ITA	GEMAR Team Lorini	Honda CBR600RR		1'40.350	2.370	0.051	9	151,605	233,8
28	63 D. STIRPE	ITA	Extreme Racing BARDAHL	MV Agusta F3 675		1'40.399	2.419	0.049	11	151,531	235,3
29	77 W. TESSELS	NED	Chromeburner Wayne's Racingteam MiM	Kawasaki ZX-6R	ESS	1'40.870	2.890	0.471	9	150,824	230,8
30	74 J. VAN SIKKELERUS	NED	GEMAR Team Lorini	Honda CBR600RR		1'41.679	3.699	0.809	10	149,624	231,8
31	10 N. CALERO	ESP	Orelac Racing VerdNatura	Kawasaki ZX-6R		1'41.883	3.903	0.204	4	149,324	232,3
32	88 C. STANGE	GER	Team GoEleven Kawasaki	Kawasaki ZX-6R		1'42.037	4.057	0.154	11	149,099	233,8
33	97 R. BODIS	HUN	NORDFILM Packaging SSP Hungary Racing	Kawasaki ZX-6R	ESS	1'42.820	4.840	0.783	8	147,963	227,4
34	34 J. ITURRIOZ	ARG	Team GoEleven Kawasaki	Kawasaki ZX-6R		1'43.693	5.713	0.873	2	146,718	231,8

AIR	Humidity:	65%	Temp:	25°C
TRACK	Condition:	Dry	Temp:	31°C

Records	Pole (QP)	2015 J.Cluzel	1'37.482	156,070	Km/h
	Race (RC)	2015 J.Cluzel	1'38.239	154,860	Km/h
	Circuit (QP)	2015 J.Cluzel	1'37.482	156,070	Km/h

Start 07/07/2018 09:15 End 09:36 The results are provisional until the end of the time limit for protests and appeals and the completion of the technical checks.

These data/results cannot be reproduced, stored and/or transmitted in whole or in part by any manner of electronic, mechanical, photocopying, recording, broadcasting or otherwise now known or herein after developed without the previous express consent by the copyright owner, except for reproduction in daily press and regular printed publications on sale to the public within 60 days of the event related to those data/results and always provided that copyright symbol appears together as follows below.

© DORNA WSBK ORGANIZATION Srl 2018



PIRELLI Riviera di Rimini Round, 6 - 8 July 2018

World Supersport - Results Free Practice 3rd Session

Misano Circuit Sic 58 4.226 m
2 / 2

Session Highlights

Local Time	No. Rider	Description
09.15.00		Start
09.15.08		WorldSSP Pit Intervention Time: 1min 18secs
09.20.08	36 T. GRADINGER	Current Lap Cancelled - Exceeded Track Limits - Turn 6
09.20.41	78 H. OKUBO	On the Gravel - Re-Joined - Turn 1
09.21.14	10 N. CALERO	On the Gravel - Re-Joined - Turn 2
09.21.26	34 J. ITURRIOZ	Technical Problem - Turn 2
09.22.01	93 R. MERCANDELLI	Current Lap Cancelled - Exceeded Track Limits - Turn 6
09.22.05	111 K. SMITH	Current Lap Cancelled - Exceeded Track Limits - Turn 6
09.22.33	21 R. KRUMMENACHER	On the Gravel - Re-Joined - Turn 1
09.22.47	84 L. CRESSON	Lap Cancelled (1'39.982) - Exceeded Track Limits - Turn 11
09.24.21	60 L. GABELLINI	On the Gravel - Re-Joined - Turn 1
09.26.20	16 J. CLUZEL	On the Gravel - Re-Joined - Turn 1
09.27.16	3 R. DE ROSA	Lap Cancelled (1'38.976) - Exceeded Track Limits - Turn 16
09.28.32	93 R. MERCANDELLI	Current Lap Cancelled - Exceeded Track Limits - Turn 6
09.28.37	16 J. CLUZEL	Current Lap Cancelled - Exceeded Track Limits - Turn 6
09.29.06	6 C. PEROLARI	Current Lap Cancelled - Exceeded Track Limits - Turn 6
09.29.48	78 H. OKUBO	On the Gravel - Re-Joined - Turn 4
09.30.18	111 K. SMITH	Crashed - Turn 6
09.30.54	111 K. SMITH	Re-joined
09.31.35	88 C. STANGE	On the Gravel - Re-Joined - Turn 1
09.32.05	77 W. TESSELS	On the Gravel - Re-Joined - Turn 1
09.32.27	65 M. CANDUCCI	On the Gravel - Re-Joined - Turn 1
09.32.38	36 T. GRADINGER	Current Lap Cancelled - Exceeded Track Limits - Turn 6
09.32.42	84 L. CRESSON	Current Lap Cancelled - Exceeded Track Limits - Turn 6
09.33.25	88 C. STANGE	Current Lap Cancelled - Exceeded Track Limits - Turn 6
09.35.06	21 R. KRUMMENACHER	On the Gravel - Re-Joined - Turn 1
09.35.17	84 L. CRESSON	Current Lap Cancelled - Exceeded Track Limits - Turn 6
09.36.21	144 L. MAHIAS	Lap Cancelled (1'38.491) - Exceeded Track Limits - Turn 16
09.36.28	81 L. STAPLEFORD	Current Lap Cancelled - Exceeded Track Limits - Turn 6
09.36.49		End Of Session

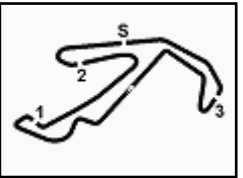
Fastest Laps Sequence

No. Rider	Nat	Team	Bike	Local Time	Time	Gap	Avg
11 S. CORTESE	GER	Kallio Racing	Yamaha YZF R6	09:18'33.549	1'40.540		151,319
64 F. CARICASULO	ITA	GRT Yamaha Official WorldSSP Team	Yamaha YZF R6	09:18'33.950	1'39.736	-0.804	152,539
16 J. CLUZEL	FRA	NRT	Yamaha YZF R6	09:19'10.027	1'39.235	-0.501	153,309
144 L. MAHIAS	FRA	GRT Yamaha Official WorldSSP Team	Yamaha YZF R6	09:19'43.157	1'38.714	-0.521	154,118
144 L. MAHIAS	FRA	GRT Yamaha Official WorldSSP Team	Yamaha YZF R6	09:21'21.484	1'38.327	-0.387	154,725
144 L. MAHIAS	FRA	GRT Yamaha Official WorldSSP Team	Yamaha YZF R6	09:22'59.662	1'38.178	-0.149	154,959
11 S. CORTESE	GER	Kallio Racing	Yamaha YZF R6	09:23'30.522	1'38.109	-0.069	155,068
16 J. CLUZEL	FRA	NRT	Yamaha YZF R6	09:31'02.613	1'38.018	-0.091	155,212
64 F. CARICASULO	ITA	GRT Yamaha Official WorldSSP Team	Yamaha YZF R6	09:34'59.606	1'37.980	-0.038	155,273

Start 07/07/2018 09:15 End 09:36 The results are provisional until the end of the time limit for protests and appeals and the completion of the technical checks.

These data/results cannot be reproduced, stored and/or transmitted in whole or in part by any manner of electronic, mechanical, photocopying, recording, broadcasting or otherwise now known or herein after developed without the previous express consent by the copyright owner, except for reproduction in daily press and regular printed publications on sale to the public within 60 days of the event related to those data/results and always provided that copyright symbol appears together as follows below.

© DORNA WSBK ORGANIZATION Srl 2018



PIRELLI Riviera di Rimini Round, 6 - 8 July 2018

World Supersport - Best Sectors & Speed Free Practice 3rd Session

Misano Circuit Sic 58 4.226 m

BEST LAP			
1	64 F. CARICASULO	Yamaha YZF R6	1'37.980
2	16 J. CLUZEL	Yamaha YZF R6	1'38.018
3	144 L. MAHIAS	Yamaha YZF R6	1'38.070
4	11 S. CORTESE	Yamaha YZF R6	1'38.109
5	21 R. KRUMMENACHER	Yamaha YZF R6	1'38.163
6	13 A. WEST	Kawasaki ZX-6R	1'38.568
7	3 R. DE ROSA	MV Agusta F3 675	1'38.600
8	43 S. VALTULINI	Kawasaki ZX-6R	1'38.745
9	36 T. GRADINGER	Yamaha YZF R6	1'38.859
10	60 L. GABELLINI	Yamaha YZF R6	1'39.230
11	42 M. BUSSOLOTTI	Yamaha YZF R6	1'39.332
12	111 K. SMITH	Honda CBR600RR	1'39.344
13	78 H. OKUBO	Kawasaki ZX-6R	1'39.381
14	93 R. MERCANDELLI	Honda CBR600RR	1'39.417
15	32 S. MORAIS	Kawasaki ZX-6R	1'39.494
16	81 L. STAPLEFORD	Yamaha YZF R6	1'39.519
17	84 L. CRESSON	Yamaha YZF R6	1'39.575
18	65 M. CANDUCCI	Yamaha YZF R6	1'39.578
19	47 R. HARTOG	Kawasaki ZX-6R	1'39.715
20	22 E. LAHTI	Suzuki GSX-R600	1'39.833
21	38 H. SOOMER	Honda CBR600RR	1'39.918
22	86 A. BADOVINI	MV Agusta F3 675	1'39.992
23	35 S. HILL	Triumph Daytona 675	1'40.024
24	15 A. COPPOLA	Yamaha YZF R6	1'40.071
25	6 C. PEROLARI	Yamaha YZF R6	1'40.164
26	56 P. SEBESTYEN	Honda CBR600RR	1'40.299
27	19 A. BALDOLINI	Honda CBR600RR	1'40.350
28	63 D. STIRPE	MV Agusta F3 675	1'40.399
29	77 W. TESSELS	Kawasaki ZX-6R	1'40.870
30	74 J. VAN SIKKELERUS	Honda CBR600RR	1'41.679
31	10 N. CALERO	Kawasaki ZX-6R	1'41.883
32	88 C. STANGE	Kawasaki ZX-6R	1'42.037
33	97 R. BODIS	Kawasaki ZX-6R	1'42.820
34	34 J. ITURRIOZ	Kawasaki ZX-6R	1'43.693

SPEED			
1	21 R. KRUMMENACHER	Yamaha YZF R6	240.5
2	16 J. CLUZEL	Yamaha YZF R6	240.5
3	64 F. CARICASULO	Yamaha YZF R6	240.5
4	36 T. GRADINGER	Yamaha YZF R6	240.0
5	11 S. CORTESE	Yamaha YZF R6	240.0
6	43 S. VALTULINI	Kawasaki ZX-6R	240.0
7	84 L. CRESSON	Yamaha YZF R6	240.0
8	65 M. CANDUCCI	Yamaha YZF R6	238.4
9	6 C. PEROLARI	Yamaha YZF R6	236.8
10	78 H. OKUBO	Kawasaki ZX-6R	236.8
11	144 L. MAHIAS	Yamaha YZF R6	236.3
12	32 S. MORAIS	Kawasaki ZX-6R	235.8
13	86 A. BADOVINI	MV Agusta F3 675	235.3
14	63 D. STIRPE	MV Agusta F3 675	235.3
15	81 L. STAPLEFORD	Yamaha YZF R6	235.3
16	42 M. BUSSOLOTTI	Yamaha YZF R6	234.3
17	13 A. WEST	Kawasaki ZX-6R	234.3
18	38 H. SOOMER	Honda CBR600RR	234.3
19	88 C. STANGE	Kawasaki ZX-6R	233.8
20	19 A. BALDOLINI	Honda CBR600RR	233.8
21	56 P. SEBESTYEN	Honda CBR600RR	233.8
22	47 R. HARTOG	Kawasaki ZX-6R	233.8
23	111 K. SMITH	Honda CBR600RR	233.3
24	3 R. DE ROSA	MV Agusta F3 675	232.3
25	10 N. CALERO	Kawasaki ZX-6R	232.3
26	22 E. LAHTI	Suzuki GSX-R600	231.8
27	74 J. VAN SIKKELERUS	Honda CBR600RR	231.8
28	34 J. ITURRIOZ	Kawasaki ZX-6R	231.8
29	93 R. MERCANDELLI	Honda CBR600RR	231.8
30	15 A. COPPOLA	Yamaha YZF R6	231.3
31	60 L. GABELLINI	Yamaha YZF R6	230.8
32	77 W. TESSELS	Kawasaki ZX-6R	230.8
33	35 S. HILL	Triumph Daytona 675	230.3
34	97 R. BODIS	Kawasaki ZX-6R	227.4

SEG. 1		
1	144 L. MAHIAS	26.682
2	11 S. CORTESE	26.740
3	64 F. CARICASULO	26.764
4	21 R. KRUMMENACHER	26.790
5	3 R. DE ROSA	26.791
6	43 S. VALTULINI	26.845
7	16 J. CLUZEL	26.891
8	13 A. WEST	26.911
9	60 L. GABELLINI	26.932
10	36 T. GRADINGER	26.958
11	32 S. MORAIS	26.983
12	93 R. MERCANDELLI	26.995
13	42 M. BUSSOLOTTI	27.003
14	47 R. HARTOG	27.012
15	81 L. STAPLEFORD	27.015
16	78 H. OKUBO	27.098
17	111 K. SMITH	27.123
18	22 E. LAHTI	27.154
19	65 M. CANDUCCI	27.184
20	84 L. CRESSON	27.185
21	63 D. STIRPE	27.238
22	86 A. BADOVINI	27.238
23	6 C. PEROLARI	27.249
24	15 A. COPPOLA	27.258
25	19 A. BALDOLINI	27.264
26	35 S. HILL	27.304
27	38 H. SOOMER	27.311
28	56 P. SEBESTYEN	27.352
29	77 W. TESSELS	27.373
30	10 N. CALERO	27.402
31	74 J. VAN SIKKELERUS	27.639
32	88 C. STANGE	27.667
33	97 R. BODIS	27.716
34	34 J. ITURRIOZ	28.003

SEG. 2		
1	16 J. CLUZEL	22.422
2	64 F. CARICASULO	22.538
3	11 S. CORTESE	22.541
4	144 L. MAHIAS	22.577
5	21 R. KRUMMENACHER	22.582
6	13 A. WEST	22.678
7	43 S. VALTULINI	22.757
8	3 R. DE ROSA	22.757
9	36 T. GRADINGER	22.784
10	111 K. SMITH	22.805
11	32 S. MORAIS	22.851
12	84 L. CRESSON	22.897
13	65 M. CANDUCCI	22.901
14	60 L. GABELLINI	22.905
15	86 A. BADOVINI	22.906
16	42 M. BUSSOLOTTI	22.917
17	93 R. MERCANDELLI	22.969
18	38 H. SOOMER	22.983
19	78 H. OKUBO	22.985
20	6 C. PEROLARI	23.025
21	81 L. STAPLEFORD	23.051
22	47 R. HARTOG	23.063
23	35 S. HILL	23.072
24	22 E. LAHTI	23.097
25	56 P. SEBESTYEN	23.117
26	63 D. STIRPE	23.136
27	15 A. COPPOLA	23.148
28	19 A. BALDOLINI	23.175
29	77 W. TESSELS	23.262
30	74 J. VAN SIKKELERUS	23.326
31	10 N. CALERO	23.502
32	88 C. STANGE	23.545
33	97 R. BODIS	23.559
34	34 J. ITURRIOZ	23.957

SEG. 3		
1	144 L. MAHIAS	26.720
2	16 J. CLUZEL	26.740
3	11 S. CORTESE	26.753
4	64 F. CARICASULO	26.836
5	43 S. VALTULINI	26.852
6	21 R. KRUMMENACHER	26.856
7	3 R. DE ROSA	26.990
8	13 A. WEST	26.998
9	36 T. GRADINGER	27.015
10	32 S. MORAIS	27.048
11	93 R. MERCANDELLI	27.057
12	81 L. STAPLEFORD	27.058
13	65 M. CANDUCCI	27.079
14	78 H. OKUBO	27.083
15	22 E. LAHTI	27.155
16	111 K. SMITH	27.158
17	84 L. CRESSON	27.158
18	42 M. BUSSOLOTTI	27.189
19	47 R. HARTOG	27.250
20	60 L. GABELLINI	27.266
21	35 S. HILL	27.346
22	15 A. COPPOLA	27.349
23	38 H. SOOMER	27.371
24	19 A. BALDOLINI	27.381
25	6 C. PEROLARI	27.390
26	86 A. BADOVINI	27.394
27	56 P. SEBESTYEN	27.394
28	63 D. STIRPE	27.473
29	88 C. STANGE	27.617
30	77 W. TESSELS	27.731
31	10 N. CALERO	27.921
32	74 J. VAN SIKKELERUS	27.963
33	97 R. BODIS	28.139
34	34 J. ITURRIOZ	28.546

SEG. 4		
1	64 F. CARICASULO	21.770
2	16 J. CLUZEL	21.825
3	21 R. KRUMMENACHER	21.834
4	144 L. MAHIAS	21.837
5	13 A. WEST	21.907
6	3 R. DE ROSA	21.928
7	36 T. GRADINGER	21.971
8	111 K. SMITH	22.061
9	32 S. MORAIS	22.065
10	11 S. CORTESE	22.075
11	60 L. GABELLINI	22.082
12	38 H. SOOMER	22.136
13	78 H. OKUBO	22.149
14	43 S. VALTULINI	22.167
15	42 M. BUSSOLOTTI	22.175
16	84 L. CRESSON	22.186
17	86 A. BADOVINI	22.195
18	81 L. STAPLEFORD	22.226
19	93 R. MERCANDELLI	22.227
20	35 S. HILL	22.269
21	47 R. HARTOG	22.289
22	15 A. COPPOLA	22.307
23	19 A. BALDOLINI	22.323
24	65 M. CANDUCCI	22.333
25	63 D. STIRPE	22.372
26	77 W. TESSELS	22.390
27	56 P. SEBESTYEN	22.402
28	22 E. LAHTI	22.415
29	6 C. PEROLARI	22.444
30	74 J. VAN SIKKELERUS	22.479
31	10 N. CALERO	22.482
32	97 R. BODIS	22.805
33	88 C. STANGE	22.861
34	34 J. ITURRIOZ	23.003

07/07/2018

These data/results cannot be reproduced, stored and/or transmitted in whole or in part by any manner of electronic, mechanical, photocopying, recording, broadcasting or otherwise now known or herein after developed without the previous express consent by the copyright owner, except for reproduction in daily press and regular printed publications on sale to the public within 60 days of the event related to those data/results and always provided that copyright symbol appears together as follows below.

© DORNA WSBK ORGANIZATION Srl 2018

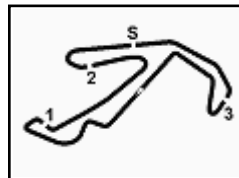
FICR PERUGIA TIMING



Official Tyre Supplier



Official Timekeeper



PIRELLI Riviera di Rimini Round, 6 - 8 July 2018

World Supersport - Ideal Times Free Practice 3rd Session

Misano Circuit Sic 58 4.226 m

1 / 2

No. Rider	Nat	Bike	Seg. 1	Seg. 2	Seg. 3	Seg. 4	Ideal Time		
			Diff. 1	Diff. 2	Diff. 3	Diff. 4	Best Lap	Pos.	Diff.
1 144 L. MAHIAS	FRA	Yamaha YZF R6	26.682 0.125	22.577 0.035	26.720	21.837 0.094	1'37.816 1'38.070	3	0.254
2 16 J. CLUZEL	FRA	Yamaha YZF R6	26.891 0.026	22.422 0.067	26.740	21.825 0.047	1'37.878 1'38.018	2	0.140
3 64 F. CARICASULO	ITA	Yamaha YZF R6	26.764	22.538 0.072	26.836	21.770	1'37.908 1'37.980	1	0.072
4 21 R. KRUMMENACHER	SUI	Yamaha YZF R6	26.790	22.582 0.101	26.856	21.834	1'38.062 1'38.163	5	0.101
5 11 S. CORTESE	GER	Yamaha YZF R6	26.740	22.541	26.753	22.075	1'38.109 1'38.109	4	
6 3 R. DE ROSA	ITA	MV Agusta F3 675	26.791	22.757	26.990	21.928 0.134	1'38.466 1'38.600	7	0.134
7 13 A. WEST	AUS	Kawasaki ZX-6R	26.911 0.044	22.678 0.015	26.998	21.907 0.015	1'38.494 1'38.568	6	0.074
8 43 S. VALTULINI	ITA	Kawasaki ZX-6R	26.845 0.103	22.753 0.025	26.852	22.167	1'38.617 1'38.745	8	0.128
9 36 T. GRADINGER	AUT	Yamaha YZF R6	26.958 0.096	22.784	27.015	21.971 0.035	1'38.728 1'38.859	9	0.131
10 32 S. MORAIS	POR	Kawasaki ZX-6R	26.983 0.030	22.851 0.224	27.048 0.154	22.065 0.139	1'38.947 1'39.494	15	0.547
11 111 K. SMITH	GBR	Honda CBR600RR	27.123 0.064	22.805 0.133	27.158	22.061	1'39.147 1'39.344	12	0.197
12 60 L. GABELLINI	ITA	Yamaha YZF R6	26.932 0.045	22.905	27.266	22.082	1'39.185 1'39.230	10	0.045
13 93 R. MERCANDELLI	ITA	Honda CBR600RR	26.995 0.105	22.969 0.007	27.057 0.057	22.227	1'39.248 1'39.417	14	0.169
14 42 M. BUSSOLOTTI	ITA	Yamaha YZF R6	27.003 0.025	22.917	27.189	22.175 0.023	1'39.284 1'39.332	11	0.048
15 78 H. OKUBO	JPN	Kawasaki ZX-6R	27.098	22.985	27.083	22.149 0.066	1'39.315 1'39.381	13	0.066
16 81 L. STAPLEFORD	GBR	Yamaha YZF R6	27.015 0.057	23.051 0.048	27.058 0.064	22.226	1'39.350 1'39.519	16	0.169
17 84 L. CRESSON	BEL	Yamaha YZF R6	27.185	22.897 0.044	27.158 0.027	22.186 0.078	1'39.426 1'39.575	17	0.149
18 65 M. CANDUCCI	ITA	Yamaha YZF R6	27.184	22.901 0.024	27.079 0.057	22.333	1'39.497 1'39.578	18	0.081
19 47 R. HARTOG	NED	Kawasaki ZX-6R	27.012	23.063 0.101	27.250	22.289	1'39.614 1'39.715	19	0.101
20 86 A. BADOVINI	ITA	MV Agusta F3 675	27.238	22.906 0.141	27.394	22.195 0.118	1'39.733 1'39.992	22	0.259
21 38 H. SOOMER	EST	Honda CBR600RR	27.311	22.983	27.371 0.050	22.136 0.067	1'39.801 1'39.918	21	0.117
22 22 E. LAHTI	FIN	Suzuki GSX-R600	27.154	23.097	27.155	22.415 0.012	1'39.821 1'39.833	20	0.012
23 35 S. HILL	GBR	Triumph Daytona 675	27.304	23.072	27.346 0.033	22.269	1'39.991 1'40.024	23	0.033
24 15 A. COPPOLA	ITA	Yamaha YZF R6	27.258	23.148 0.009	27.349	22.307	1'40.062 1'40.071	24	0.009
25 6 C. PEROLARI	FRA	Yamaha YZF R6	27.249 0.056	23.025	27.390	22.444	1'40.108 1'40.164	25	0.056
26 19 A. BALDOLINI	ITA	Honda CBR600RR	27.264 0.081	23.175 0.126	27.381	22.323	1'40.143 1'40.350	27	0.207
27 63 D. STIRPE	ITA	MV Agusta F3 675	27.238 0.015	23.136 0.130	27.473	22.372 0.035	1'40.219 1'40.399	28	0.180
28 56 P. SEBESTYEN	HUN	Honda CBR600RR	27.352	23.117 0.034	27.394	22.402	1'40.265 1'40.299	26	0.034
29 77 W. TESSELS	NED	Kawasaki ZX-6R	27.373 0.028	23.262 0.016	27.731 0.070	22.390	1'40.756 1'40.870	29	0.114
30 10 N. CALERO	ESP	Kawasaki ZX-6R	27.402	23.502	27.921 0.576	22.482	1'41.307 1'41.883	31	0.576
31 74 J. VAN SIKKELERUS	NED	Honda CBR600RR	27.639 0.174	23.326 0.098	27.963	22.479	1'41.407 1'41.679	30	0.272
32 88 C. STANGE	GER	Kawasaki ZX-6R	27.667 0.204	23.545 0.022	27.617 0.066	22.861 0.055	1'41.690 1'42.037	32	0.347
33 97 R. BODIS	HUN	Kawasaki ZX-6R	27.716 0.236	23.559 0.142	28.139 0.180	22.805 0.043	1'42.219 1'42.820	33	0.601

07/07/2018

These data/results cannot be reproduced, stored and/or transmitted in whole or in part by any manner of electronic, mechanical, photocopying, recording, broadcasting or otherwise now known or herein after developed without the previous express consent by the copyright owner, except for reproduction in daily press and regular printed publications on sale to the public within 60 days of the event related to those data/results and always provided that copyright symbol appears together as follows below.

© DORNA WSBK ORGANIZATION Srl 2018

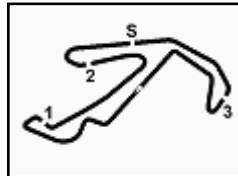
FICR PERUGIA TIMING



Official Tyre Supplier



Official Timekeeper



PIRELLI Riviera di Rimini Round, 6 - 8 July 2018

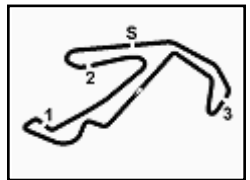
World Supersport - Ideal Times Free Practice 3rd Session

Misano Circuit Sic 58 4.226 m
2 / 2

No.	Rider	Nat	Bike	Seg. 1	Seg. 2	Seg. 3	Seg. 4	Ideal Time		
				Diff. 1	Diff. 2	Diff. 3	Diff. 4	Best Lap	Pos.	Diff.
34	34 J. ITURRIOZ	ARG	Kawasaki ZX-6R	28.003	23.957	28.546 0.076	23.003 0.108	1'43.509	34	0.184
Overall Ideal Time				26.682	22.422	26.720	21.770	1'37.594		

07/07/2018
 These data/results cannot be reproduced, stored and/or transmitted in whole or in part by any manner of electronic, mechanical, photocopying, recording, broadcasting or otherwise now known or herein after developed without the previous express consent by the copyright owner, except for reproduction in daily press and regular printed publications on sale to the public within 60 days of the event related to those data/results and always provided that copyright symbol appears together as follows below.
 © DORNA WSBK ORGANIZATION Srl 2018





PIRELLI Riviera di Rimini Round, 6 - 8 July 2018

World Supersport - Chronological Analysis Free Practice 3rd Session

Misano Circuit Sic 58.4.226 m

1 / 4
1° 64 F. CARICASULO (1'37.980)

Lap	Seg.1	Seg.2	Seg.3	Seg.4	Lap Time	km/h	Local Time
1		23.509	27.720	22.613		240,5	9:16'54.214
2	27.722	22.915	27.213	21.886	1'39.736	234,8	9:18'33.950
3	27.066	22.538	27.195	22.024	1'38.823	240,5	9:20'12.773
4	27.061	22.705	26.870	22.058	1'38.694	235,8	9:21'51.467
5	26.976	22.644	26.951	22.167	1'38.738	234,8	9:23'30.205
6	26.821	22.626	26.895	21.979	1'38.321	236,3	9:25'08.526
7	26.954	22.651	27.001	22.189	1'38.795	240,5	9:26'47.321
8	27.132	22.641	27.073	22.132	1'38.978	235,8	9:28'26.299
9	26.859	22.705	26.982	21.914	1'38.460	235,3	9:30'04.759
10	26.973	22.840	26.887	21.953	1'38.653	236,3	9:31'43.412
11	26.822	22.642	26.909	21.841	1'38.214	235,3	9:33'21.626
12	26.764	22.610	26.836	21.770	1'37.980	235,3	9:34'59.606
13	26.795	22.567	27.230	22.905	1'39.497	238,4	9:36'39.103

7	2'08.650	23.612	27.319	22.047	3'21.628P	235,3	9:29'31.567
8	26.790	22.683	26.856	21.834	1'38.163	236,8	9:31'09.730
9	26.882	22.658	26.947	21.846	1'38.333	237,4	9:32'48.063
10	26.902	22.582	26.862	21.918	1'38.264	237,9	9:34'26.327
11	37.741	23.468	31.614	39.254	2'12.077P	207,7	9:36'38.404

6° 13 A. WEST (1'38.568)

Lap	Seg.1	Seg.2	Seg.3	Seg.4	Lap Time	km/h	Local Time
1		27.530	29.729	23.135		220,0	9:17'50.748
2	27.599	23.096	27.427	22.165	1'40.287	231,8	9:19'31.035
3	27.241	22.809	27.300	22.009	1'39.359	232,8	9:21'10.394
4	27.069	22.799	27.208	21.998	1'39.074	233,3	9:22'49.468
5	27.121	22.830	27.142	21.907	1'39.000	234,3	9:24'28.468
6	27.127	22.807	27.658	22.418	1'40.010	231,3	9:26'08.478
7	29.362	24.407	30.991	22.088	1'46.848	210,5	9:27'55.326
8	27.188	25.795	30.024	22.370	1'45.377	208,9	9:29'40.703
9	26.911	22.809	27.089	22.013	1'38.822	234,3	9:31'19.525
10	26.955	22.693	26.998	21.922	1'38.568	233,3	9:32'58.093
11	26.932	22.678	27.163	22.068	1'38.841	232,3	9:34'36.934
12	33.423	24.502	28.142	33.595	1'59.662P	230,8	9:36'36.596

7° 3 R. DE ROSA (1'38.600)

Lap	Seg.1	Seg.2	Seg.3	Seg.4	Lap Time	km/h	Local Time
1							9:14'50.399
2	48.343	23.948	27.952	22.742	2'02.985P	231,3	9:16'53.384
3	27.902	23.584	28.016	22.233	1'41.735	230,3	9:18'35.119
4	26.813	22.968	27.284	22.088	1'39.153	230,3	9:20'14.272
5	26.872	22.905	27.167	22.065	1'39.009	229,8	9:21'53.281
6	26.893	22.769	27.136	21.964	1'38.762	230,3	9:23'32.043
7	26.825	22.889	27.113	22.039	1'38.866	230,3	9:25'10.909
8	26.915	22.918	27.097	22.046	1'38.976C	229,8	9:26'49.885
9	26.831	22.851	27.036	21.928	1'38.646	230,3	9:28'28.531
10	26.791	22.757	26.990	22.062	1'38.600	232,3	9:30'07.131
11	27.787	23.258	27.133	22.208	1'40.386	228,8	9:31'47.517
12	26.865	22.920	27.070	22.029	1'38.884	230,3	9:33'26.401
13	26.921	22.793	27.063	22.011	1'38.788	230,3	9:35'05.189

8° 43 S. VALTULINI (1'38.745)

Lap	Seg.1	Seg.2	Seg.3	Seg.4	Lap Time	km/h	Local Time
1							9:14'57.836
2	46.864	25.337	30.076	27.844	2'10.121P	217,3	9:17'07.957
3	27.961	23.208	27.182	22.316	1'40.667	237,9	9:18'48.624
4	27.560	22.976	27.336	22.215	1'40.087	236,8	9:20'28.711
5	26.915	22.930	27.350	22.402	1'39.597	240,0	9:22'08.308
6	27.234	22.927	27.002	22.200	1'39.363	238,9	9:23'47.671
7	27.089	22.757	27.047	22.187	1'39.080	236,8	9:25'26.751
8	26.948	22.778	26.852	22.167	1'38.745	237,9	9:27'05.496
9	26.845	22.873	26.965	22.275	1'38.958	237,4	9:28'44.454
10	26.907	22.800	27.072	22.279	1'39.058	237,9	9:30'23.512
11	27.124	23.082	27.056	22.199	1'39.461	237,4	9:32'02.973
12	27.067	22.961	27.077	22.324	1'39.429	237,9	9:33'42.402
13	27.174	22.753	27.221	22.326	1'39.474	237,4	9:35'21.876

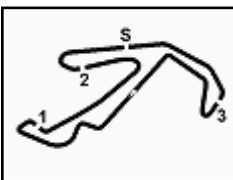
9° 36 T. GRADINGER (1'38.859)

Lap	Seg.1	Seg.2	Seg.3	Seg.4	Lap Time	km/h	Local Time
1							9:15'34.633
2	43.986	23.464	27.538	22.272	1'57.260P	235,8	9:17'31.893
3	27.302	22.964	27.230	22.049	1'39.545	239,5	9:19'11.438
4	27.127	23.019	27.283	22.014	1'39.443C	240,0	9:20'50.881
5	27.316	22.824	27.086	21.971	1'39.197	237,4	9:22'30.078
6	26.958	22.976	27.832	22.576	1'40.342	239,5	9:24'10.420
7	27.054	22.784	27.015	22.006	1'38.859	238,4	9:25'49.279
8	27.716	23.058	27.157	22.308	1'40.239	236,3	9:27'29.518
9	27.079	36.340	27.765	22.148	1'53.332	236,3	9:29'22.850

07/07/2018 P = Pits In/Out - C = Lap Time Cancelled

These data/results cannot be reproduced, stored and/or transmitted in whole or in part by any manner of electronic, mechanical, photocopying, recording, broadcasting or otherwise now known or herein after developed without the previous express consent by the copyright owner, except for reproduction in daily press and regular printed publications on sale to the public within 60 days of the event related to those data/results and always provided that copyright symbol appears together as follows below.

© DORNA WSBK ORGANIZATION Srl 2018



PIRELLI Riviera di Rimini Round, 6 - 8 July 2018

World Supersport - Chronological Analysis Free Practice 3rd Session

Misano Circuit Sic 58 4.226 m

2 / 4

10	27.128	22.836	27.544	22.197	1'39.705	238,9	9:31'02.555	3	27.373	23.175	27.318	22.378	1'40.244	231,3	9:19'17.662
11	27.192	22.990	27.082	22.004	1'39.268C	238,4	9:32'41.823	4	27.397	23.979	29.286	22.515	1'43.177	219,5	9:21'00.839
12	27.075	22.920	27.137	22.210	1'39.342	237,4	9:34'21.165	5	27.182	22.969	27.233	22.452	1'39.836C	231,8	9:22'40.675
13	28.698	23.234	27.254	23.467	1'42.653	237,9	9:36'03.818	6	27.100	22.976	27.114	22.227	1'39.417	231,3	9:24'20.092

10° 60 L. GABELLINI (1'39.230)

Lap	Seg.1	Seg.2	Seg.3	Seg.4	Lap Time	km/h	Local Time
1		24.219	28.125	22.450		229,3	9:16'56.398
2	27.561	23.346	27.694	23.194	1'41.795	230,8	9:18'38.193
3	27.918	23.375	27.487	22.168	1'40.948	226,4	9:20'19.141
4	27.090	23.063	27.379	22.214	1'39.746	228,8	9:21'58.887
5	27.057	23.237	27.517	22.239	1'40.050	225,5	9:23'38.937
6	34.634	25.264	27.647	22.360	1'49.905	225,5	9:25'28.842
7	26.932	23.176	27.489	22.205	1'39.802	225,0	9:27'08.644
8	26.987	23.116	27.439	22.246	1'39.788	225,5	9:28'48.432
9	27.028	23.047	27.490	22.273	1'39.838	225,5	9:30'28.270
10	27.012	23.133	27.353	22.267	1'39.765	226,9	9:32'08.035
11	27.033	23.184	27.385	22.114	1'39.716	227,8	9:33'47.751
12	26.977	22.905	27.266	22.082	1'39.230	227,4	9:35'26.981

15° 32 S. MORAIS (1'39.494)

Lap	Seg.1	Seg.2	Seg.3	Seg.4	Lap Time	km/h	Local Time
1			23.692	27.961	22.525	226,4	9:17'31.549
2	27.265	23.134	27.142	22.244	1'39.785	234,3	9:19'11.334
3	27.013	23.075	27.202	22.204	1'39.494	232,8	9:20'50.828
4	27.817	23.170	27.048	22.065	1'40.100	235,3	9:22'30.928
5	27.016	23.061	27.372	23.463	1'52.084P	234,8	9:24'23.012
6	5'12.454	23.309	27.714	23.367	6'26.844P	231,8	9:30'49.856
7	27.105	22.941	27.869	22.211	1'40.126	233,8	9:32'29.982
8	26.983	23.424	28.625	23.170	1'42.202	223,6	9:34'12.184
9	27.126	22.851	27.216	22.518	1'39.711	235,8	9:35'51.895

11° 42 M. BUSSOLOTTI (1'39.332)

Lap	Seg.1	Seg.2	Seg.3	Seg.4	Lap Time	km/h	Local Time
1		26.598	34.410	24.560		163,6	9:17'08.376
2	28.232	23.283	27.203	24.403	1'43.121	231,3	9:18'51.497
3	27.039	22.989	27.508	22.379	1'39.915	234,3	9:20'31.412
4	32.384	27.232	32.467	24.788	1'56.871	178,2	9:22'28.283
5	27.515	23.564	27.639	22.447	1'41.165	230,8	9:24'09.448
6	27.064	23.109	27.323	22.235	1'39.731	229,8	9:25'49.179
7	28.290	23.050	27.411	22.278	1'41.029	229,3	9:27'30.208
8	27.003	23.018	27.309	22.175	1'39.505	229,3	9:29'09.713
9	31.073	27.738	33.719	23.704	1'56.234	146,1	9:31'05.947
10	27.277	24.647	28.804	22.216	1'42.944	228,8	9:32'48.891
11	27.028	22.917	27.189	22.198	1'39.332	231,3	9:34'28.223
12	27.028	23.718	32.570	22.187	1'45.503	147,5	9:36'13.726

16° 81 L. STAPLEFORD (1'39.519)

Lap	Seg.1	Seg.2	Seg.3	Seg.4	Lap Time	km/h	Local Time
1			25.131	28.647	23.340	232,8	9:17'01.558
2	27.514	23.713	27.850	22.536	1'41.613	231,3	9:18'43.171
3	27.251	23.145	27.417	35.468	1'53.281P	231,8	9:20'36.452
4	6'23.946	23.819	27.514	22.971	7'38.250P	232,3	9:28'14.702
5	27.072	23.099	27.122	22.226	1'39.519	234,3	9:29'54.221
6	27.058	23.125	27.271	22.561	1'40.015	235,3	9:31'34.236
7	27.143	23.051	27.091	22.265	1'39.550	232,8	9:33'13.786
8	27.015	23.090	27.058	22.493	1'39.656	231,8	9:34'53.442
9	27.086	25.265	32.756	23.722	1'48.829C	175,3	9:36'42.271

12° 111 K. SMITH (1'39.344)

Lap	Seg.1	Seg.2	Seg.3	Seg.4	Lap Time	km/h	Local Time
1							9:15'47.239
2	44.592	25.723	29.319	22.661	2'02.295P	226,9	9:17'49.534
3	27.537	23.164	27.256	22.260	1'40.217	230,8	9:19'29.751
4	27.187	22.938	27.158	22.061	1'39.344	231,3	9:21'09.095
5	27.287	22.893	27.181	22.205	1'39.566C	231,8	9:22'48.661
6	27.279	22.834	27.192	22.157	1'39.462	231,8	9:24'28.123
7	27.287	22.805	28.131	22.251	1'40.474	233,3	9:26'08.597
8	27.859	22.935	27.622	22.692	1'41.108	230,8	9:27'49.705
9	27.286	22.813	27.217	22.275	1'39.591	232,8	9:29'29.296

17° 84 L. CRESSON (1'39.575)

Lap	Seg.1	Seg.2	Seg.3	Seg.4	Lap Time	km/h	Local Time
1							9:15'34.439
2	46.361	24.211	28.448	22.823	2'01.843P	236,3	9:17'36.282
3	27.687	23.228	27.468	22.550	1'40.933	235,8	9:19'17.215
4	27.478	22.980	27.239	22.528	1'40.225	236,8	9:20'57.440
5	27.395	22.897	27.406	22.284	1'39.982C	238,4	9:22'37.422
6	27.324	23.149	27.380	22.415	1'40.268	236,8	9:24'17.690
7	27.314	22.992	27.333	22.326	1'39.965	237,9	9:25'57.655
8	27.413	22.899	27.244	22.186	1'39.742	238,9	9:27'37.397
9	27.317	23.073	27.426	22.238	1'40.054	238,4	9:29'17.451
10	30.540	27.192	27.486	22.952	1'48.170	238,9	9:31'05.621
11	27.396	23.097	27.158	22.276	1'39.927C	240,0	9:32'45.548
12	27.185	22.941	27.185	22.264	1'39.575	237,4	9:34'25.123
13	27.300	22.929	27.248	22.186	1'39.663C	239,5	9:36'04.786

13° 78 H. OKUBO (1'39.381)

Lap	Seg.1	Seg.2	Seg.3	Seg.4	Lap Time	km/h	Local Time
1		24.079	28.409	23.263		227,8	9:16'56.985
2	27.548	23.236	27.432	22.727	1'40.943	236,8	9:18'37.928
3	27.720	23.044	27.284	22.475	1'40.523	236,3	9:20'18.451
4	32.061	23.523	27.690	37.323	2'00.597P	231,8	9:22'19.048
5	4'01.167	23.682	27.530	22.473	5'14.852P	232,3	9:27'33.900
6	27.305	23.212	27.364	22.316	1'40.197	232,3	9:29'14.097
7	34.489	23.796	27.945	25.977	1'52.207	230,3	9:31'06.304
8	27.530	23.010	27.268	22.286	1'40.094	234,3	9:32'46.398
9	27.147	23.059	27.113	22.149	1'39.468	234,3	9:34'25.866
10	27.098	22.985	27.083	22.215	1'39.381	235,8	9:36'05.247

18° 65 M. CANDUCCI (1'39.578)

Lap	Seg.1	Seg.2	Seg.3	Seg.4	Lap Time	km/h	Local Time
1							9:16'25.552
2	45.386	23.615	27.479	22.864	1'59.344P	233,8	9:18'24.896
3	27.632	23.168	27.180	22.965	1'40.945	234,3	9:20'05.841
4	27.432	23.314	27.346	22.640	1'40.732	234,3	9:21'46.573
5	27.555	23.255	27.332	22.580	1'40.722	233,8	9:23'27.295
6	27.289	23.217	27.281	22.548	1'40.335	234,3	9:25'07.630
7	27.197	22.901	27.134	22.450	1'39.682	234,8	9:26'47.312
8	27.503	22.912	27.079	22.419	1'39.913	236,8	9:28'27.225
9	27.184	22.925	27.136	22.333	1'39.578	236,3	9:30'06.803
10	27.974	23.588	27.304	22.386	1'41.252	238,4	9:31'48.055

14° 93 R. MERCANELLI (1'39.417)

Lap	Seg.1	Seg.2	Seg.3	Seg.4	Lap Time	km/h	Local Time
1							9:15'35.921
2	44.295	24.355	28.597	24.250	2'01.497P	227,4	9:17'37.418

07/07/2018

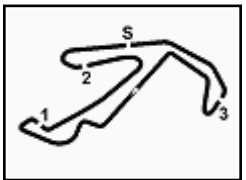
P = Pits In/Out - C = Lap Time Cancelled

These data/results cannot be reproduced, stored and/or transmitted in whole or in part by any manner of electronic, mechanical, photocopying, recording, broadcasting or otherwise now known or herein after developed without the previous express consent by the copyright owner, except for reproduction in daily press and regular printed publications on sale to the public within 60 days of the event related to those data/results and always provided that copyright symbol appears together as follows below.

© DORNA WSBK ORGANIZATION Srl 2018

PIRELLI PERUGIA TIMING





PIRELLI Riviera di Rimini Round, 6 - 8 July 2018

World Supersport - Chronological Analysis Free Practice 3rd Session

Misano Circuit Sic 58.4.226 m

3 / 4

11	28.380	23.325	27.488	22.525	1'41.718	235,8	9:33'29.773	1		25.733	28.599	23.653	227,4	9:17'01.313	
12	27.397	23.774	27.366	22.553	1'41.090	235,3	9:35'10.863	2	28.330	23.760	28.393	23.045	1'43.528	228,8	9:18'44.841

19° 47 R. HARTOG (1'39.715)

Lap	Seg.1	Seg.2	Seg.3	Seg.4	Lap Time	km/h	Local Time
1							9:15'09.759
2	43.999	24.629	28.270	23.286	2'00.184P	227,8	9:17'09.943
3	27.546	23.507	27.480	23.784	1'42.317	231,8	9:18'52.260
4	27.364	23.392	27.476	22.443	1'40.675	232,8	9:20'32.935
5	27.324	23.534	27.577	22.902	1'41.337	233,8	9:22'14.272
6	27.811	23.357	27.606	1'21.571	2'40.345P	230,3	9:24'54.617
7	45.062	23.441	27.554	22.866	1'58.923P	231,8	9:26'53.540
8	27.245	23.236	27.307	22.296	1'40.084	231,8	9:28'33.624
9	27.012	23.164	27.250	22.289	1'39.715	232,3	9:30'13.339
10	27.046	23.281	27.902	23.010	1'41.239	232,8	9:31'54.578
11	27.185	23.179	27.502	22.450	1'40.316	230,3	9:33'34.894
12	27.299	23.063	27.441	22.972	1'40.775	231,3	9:35'15.669

20° 22 E. LAHTI (1'39.833)

Lap	Seg.1	Seg.2	Seg.3	Seg.4	Lap Time	km/h	Local Time
1		24.211	28.586	23.163		225,9	9:16'53.155
2	27.989	23.586	28.462	22.507	1'42.544	227,4	9:18'35.699
3	27.794	23.311	27.728	22.735	1'41.568	230,8	9:20'17.267
4	27.580	23.442	27.595	22.529	1'41.146	230,8	9:21'58.413
5	28.603	23.455	27.645	2'50.372	4'10.075P	230,8	9:26'08.488
6	43.033	23.497	27.353	22.619	1'56.502P	230,8	9:28'04.990
7	27.154	23.097	27.155	22.427	1'39.833	231,8	9:29'44.823
8	27.572	23.963	28.087	22.648	1'42.270	224,5	9:31'27.093
9	27.421	23.206	27.201	22.415	1'40.243	231,8	9:33'07.336
10	27.470	23.319	27.394	22.640	1'40.823	229,8	9:34'48.159
11	33.790	23.345	27.574	22.494	1'47.203	229,8	9:36'35.362

21° 38 H. SOOMER (1'39.918)

Lap	Seg.1	Seg.2	Seg.3	Seg.4	Lap Time	km/h	Local Time
1		24.641	29.298	22.836		232,8	9:17'02.305
2	28.022	23.311	28.250	22.509	1'42.092	230,3	9:18'44.397
3	27.703	23.334	27.939	34.281	1'53.257P	234,3	9:20'37.654
4	1'02.133	23.421	27.834	22.313	2'15.701P	231,8	9:22'53.355
5	27.326	23.205	27.562	22.260	1'40.353	231,8	9:24'33.708
6	27.445	23.078	27.465	22.243	1'40.231	232,3	9:26'13.939
7	27.311	22.983	27.421	22.203	1'39.918	231,3	9:27'53.857
8	27.440	23.069	27.433	31.206	1'49.148P	232,8	9:29'43.005
9	1'08.782	23.417	27.508	22.196	2'21.903P	233,3	9:32'04.908
10	27.392	23.474	27.680	22.263	1'40.809	232,8	9:33'45.717
11	27.327	23.107	27.371	22.136	1'39.941	231,8	9:35'25.658

22° 86 A. BADOVINI (1'39.992)

Lap	Seg.1	Seg.2	Seg.3	Seg.4	Lap Time	km/h	Local Time
1							9:14'54.285
2	50.179	30.755	30.370	23.037	2'14.341P	201,1	9:17'08.626
3	28.239	23.332	27.468	23.242	1'42.281	235,3	9:18'50.907
4	27.508	22.964	28.127	22.388	1'40.987	234,8	9:20'31.894
5	28.235	23.180	27.923	22.680	1'42.018	233,3	9:22'13.912
6	27.380	22.938	27.541	22.195	1'40.054	231,8	9:23'53.966
7	27.242	22.906	27.562	22.330	1'40.040	229,8	9:25'34.006
8	29.569	26.581	29.900	23.208	1'49.258	223,1	9:27'23.264
9	27.242	23.014	27.528	22.233	1'40.017	229,8	9:29'03.281
10	27.238	23.047	27.394	22.213	1'39.992	228,8	9:30'43.273
11	27.256	23.079	27.514	22.291	1'40.140	230,8	9:32'23.413
12	30.009	26.132	29.733	23.278	1'49.152	225,9	9:34'12.565
13	27.268	23.753	28.564	23.565	1'43.150	228,3	9:35'55.715

23° 35 S. HILL (1'40.024)

Lap	Seg.1	Seg.2	Seg.3	Seg.4	Lap Time	km/h	Local Time
-----	-------	-------	-------	-------	----------	------	------------

3	27.796	23.470	27.612	22.382	1'41.260	230,3	9:20'26.101
4	28.829	23.235	27.648	22.483	1'42.195	229,8	9:22'08.296
5	27.617	23.168	27.346	22.495	1'40.626	230,3	9:23'48.922
6	27.337	23.363	27.464	22.413	1'40.577	226,9	9:25'29.499
7	27.304	23.072	27.379	22.269	1'40.024	229,3	9:27'09.523
8	29.796	24.524	27.792	22.941	1'45.053	228,8	9:28'54.576
9	27.344	23.200	27.378	22.577	1'40.499	229,8	9:30'35.075
10	27.445	26.587	31.641	23.054	1'48.727	194,2	9:32'23.802
11	29.294	24.157	29.050	24.078	1'46.579	221,8	9:34'10.381
12	27.339	23.276	27.382	23.142	1'41.139	229,3	9:35'51.520

24° 15 A. COPPOLA (1'40.071)

Lap	Seg.1	Seg.2	Seg.3	Seg.4	Lap Time	km/h	Local Time
1		26.631	29.070	23.122		225,0	9:18'04.802
2	27.371	23.330	27.449	22.571	1'40.721	228,8	9:19'45.523
3	27.315	23.288	27.598	22.416	1'40.617	227,4	9:21'26.140
4	27.426	23.279	29.504	37.420	1'57.629	228,8	9:23'23.769
5	29.457	25.135	29.554	23.389	1'47.535	226,4	9:25'11.304
6	27.258	23.157	27.349	22.307	1'40.071	231,3	9:26'51.375
7	27.375	23.210	27.456	22.342	1'40.383	230,3	9:28'31.758
8	27.271	23.234	27.490	22.424	1'40.419	229,8	9:30'12.177
9	28.741	23.250	27.680	23.095	1'42.766	229,3	9:31'54.943
10	27.356	23.306	27.373	22.319	1'40.354	231,3	9:33'35.297
11	27.479	23.148	27.522	22.411	1'40.560	230,8	9:35'15.857

25° 6 C. PEROLARI (1'40.164)

Lap	Seg.1	Seg.2	Seg.3	Seg.4	Lap Time	km/h	Local Time
1		24.145	28.209	22.916		228,8	9:16'56.070
2	27.696	23.249	27.953	22.688	1'41.586	236,8	9:18'37.656
3	27.326	23.243	27.522	22.565	1'40.656	233,8	9:20'18.312
4	27.575	23.902	29.576	2'50.319	4'11.372P	228,3	9:24'29.684
5	45.536	23.994	27.881	22.861	2'00.272P	227,8	9:26'29.956
6	27.249	23.099	27.556	22.753	1'40.657	230,8	9:28'10.613
7	27.284	23.064	27.387	22.429	1'40.164C	231,3	9:29'50.777
8	27.305	23.025	27.390	22.444	1'40.164	231,8	9:31'30.941
9	27.452	23.882	30.390	22.812	1'44.536	206,1	9:33'15.477
10	27.483	23.126	27.647	22.498	1'40.754	231,8	9:34'56.231
11	27.959	23.698	28.065	22.994	1'42.716	231,8	9:36'38.947

26° 56 P. SEBESTYEN (1'40.299)

Lap	Seg.1	Seg.2	Seg.3	Seg.4	Lap Time	km/h	Local Time
1		25.152	28.766	23.832		233,8	9:17'01.819
2	28.063	23.529	28.119	22.654	1'42.365	232,8	9:18'44.184
3	27.613	23.477	27.561	22.556	1'41.207	233,3	9:20'25.391
4	27.515	23.137	27.430	22.518	1'40.600	233,8	9:22'05.991
5	27.494	23.153	27.445	22.503	1'40.595	232,8	9:23'46.586
6	30.290	24.721	27.731	22.789	1'45.531	232,8	9:25'32.117
7	27.535	23.117	27.561	22.451	1'40.664	232,8	9:27'12.781
8	27.427	23.239	27.623	22.460	1'40.749	231,8	9:28'53.530
9	27.438	23.258	27.606	22.514	1'40.816	232,8	9:30'34.346
10	34.681	25.547	27.580	22.674	1'50.482	233,8	9:32'24.828
11	28.159	25.045	27.869	22.567	1'43.640	233,8	9:34'08.468
12	27.352	23.151	27.394	22.402	1'40.299	231,8	9:35'48.767

27° 19 A. BALDOLINI (1'40.350)

Lap	Seg.1	Seg.2	Seg.3	Seg.4	Lap Time	km/h	Local Time
1		25.097	28.668	23.233		228,3	9:17'00.558
2	27.807	24.204	28.287	22.599	1'42.897	233,8	9:18'43.455
3	27.264	23.175	27.562	22.433	1'40.434	233,8	9:20'23.889
4	27.867	23.385	27.569	37.342	1'56.163P	232,3	9:22'20.052
5	3'57.972	23.634	28.451	24.254	5'14.311P	230,8	9:27'34.363
6	27.384	23.288	27.570	22.352	1'40.594	232,3	9:29'14.957

07/07/2018 P = Pits In/Out - C = Lap Time Cancelled

These data/results cannot be reproduced, stored and/or transmitted in whole or in part by any manner of electronic, mechanical, photocopying, recording, broadcasting or otherwise now known or herein after developed without the previous express consent by the copyright owner, except for reproduction in daily press and regular printed publications on sale to the public within 60 days of the event related to those data/results and always provided that copyright symbol appears together as follows below.

© DORNA WSBK ORGANIZATION Srl 2018

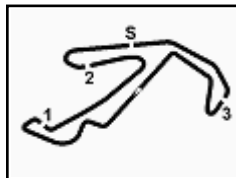
FICR PERUGIA TIMING



Official Tyre Supplier



Official Timekeeper



PIRELLI Riviera di Rimini Round, 6 - 8 July 2018

World Supersport - Chronological Analysis Free Practice 3rd Session

Misano Circuit Sic 58 4.226 m

4 / 4

7	27.482	23.547	31.895	25.601	1'48.525	200,4	9:31'03.482	8	28.063	23.678	28.039	22.963	1'42.743	230,3	9:28'58.750
8	30.701	23.207	27.457	22.338	1'43.703	233,3	9:32'47.185	9	27.871	23.567	27.683	22.916	1'42.037	231,3	9:30'40.787
9	27.345	23.301	27.381	22.323	1'40.350	233,8	9:34'27.535	10	31.624	24.048	27.820	22.975	1'46.467	231,3	9:32'27.254
10	27.458	23.211	29.975	38.038	1'58.682P	228,3	9:36'26.217	11	27.905	23.659	27.772	23.150	1'42.486C	233,3	9:34'09.740
								12	27.667	23.921	27.617	22.861	1'42.066	232,8	9:35'51.806

28° 63 D. STIRPE (1'40.399)

Lap	Seg.1	Seg.2	Seg.3	Seg.4	Lap Time	km/h	Local Time
1							9:14'49.707
2	49.621	23.958	28.678	22.864	2'05.121P	227,8	9:16'54.828
3	28.278	23.251	27.723	22.412	1'41.664	229,3	9:18'36.492
4	27.601	23.357	27.989	22.445	1'41.392	233,8	9:20'17.884
5	27.530	27.166	35.601	23.083	1'53.380	131,1	9:22'11.264
6	27.296	23.167	27.522	22.945	1'40.930	229,3	9:23'52.194
7	27.238	23.136	27.522	23.155	1'41.051	235,3	9:25'33.245
8	30.743	25.302	29.107	38.575	2'03.727P	219,1	9:27'36.972
9	2'31.839	24.668	27.954	22.610	3'47.071P	227,4	9:31'24.043
10	27.327	23.237	27.536	22.372	1'40.472	228,3	9:33'04.515
11	27.253	23.266	27.473	22.407	1'40.399	230,8	9:34'44.914
12	28.366	29.969	36.175	23.537	1'58.047	157,9	9:36'42.961

33° 97 R. BODIS (1'42.820)

Lap	Seg.1	Seg.2	Seg.3	Seg.4	Lap Time	km/h	Local Time
1							9:18'46.412
2	28.494	24.004	28.643	23.122	1'44.263	224,5	9:20'30.675
3	28.016	23.800	28.598	23.069	1'43.483	226,4	9:22'14.158
4	28.726	23.559	28.198	22.805	1'43.288	227,4	9:23'57.446
5	27.952	23.701	28.319	22.848	1'42.820	225,5	9:25'40.266
6	28.776	24.557	29.072	38.040	2'00.445P	223,1	9:27'40.711
7	2'56.658	25.352	28.714	23.498	4'14.222P	225,5	9:31'54.933
8	27.877	24.274	28.139	22.971	1'43.261	226,4	9:33'38.194
9	27.716	23.737	28.151	23.340	1'42.944	225,5	9:35'21.138

34° 34 J. ITURRIOZ (1'43.693)

Lap	Seg.1	Seg.2	Seg.3	Seg.4	Lap Time	km/h	Local Time
1		26.178	30.263	23.535		227,4	9:17'03.007
2	28.570	24.023	28.546	23.003	1'44.142	227,4	9:18'47.149
3	28.003	23.957	28.622	23.111	1'43.693	231,8	9:20'30.842

29° 77 W. TESSELS (1'40.870)

Lap	Seg.1	Seg.2	Seg.3	Seg.4	Lap Time	km/h	Local Time
1		24.528	28.470	23.090		226,9	9:16'53.690
2	28.080	23.564	28.240	22.505	1'42.389	228,8	9:18'36.079
3	27.855	23.431	27.903	22.533	1'41.722	229,8	9:20'17.801
4	27.373	23.420	27.754	2'45.172	4'03.719P	230,8	9:24'21.520
5	44.958	23.529	27.933	32.745	2'09.165P	228,8	9:26'30.685
6	27.417	23.480	27.860	22.532	1'41.289	228,3	9:28'11.974
7	27.484	23.287	27.843	22.437	1'41.051	229,3	9:29'53.025
8	27.401	23.278	27.801	22.390	1'40.870	229,3	9:31'33.895
9	28.564	23.524	30.655	30.341	1'53.084	208,5	9:33'26.979
10	27.417	23.262	27.731	22.536	1'40.946	229,3	9:35'07.925

30° 74 J. VAN SIKKELERUS (1'41.679)

Lap	Seg.1	Seg.2	Seg.3	Seg.4	Lap Time	km/h	Local Time
1		26.188	29.837	23.911		225,5	9:17'04.669
2	28.636	23.539	28.520	22.856	1'43.551	229,8	9:18'48.220
3	28.368	23.625	28.323	22.818	1'43.134	230,8	9:20'31.354
4	28.580	32.660	29.130	25.708	1'56.078	224,5	9:22'27.432
5	27.937	23.882	28.468	22.960	1'43.247	231,8	9:24'10.679
6	27.639	23.326	28.406	22.754	1'42.125	228,8	9:25'52.804
7	28.601	23.572	28.113	38.124	1'58.410P	227,8	9:27'51.214
8	1'45.128	23.652	29.634	22.918	3'01.332P	225,0	9:30'52.546
9	27.649	23.538	28.146	22.496	1'41.829	227,8	9:32'34.375
10	27.813	23.424	27.963	22.479	1'41.679	228,8	9:34'16.054
11	27.812	23.380	47.325	23.772	2'02.289		9:36'18.343

31° 10 N. CALERO (1'41.883)

Lap	Seg.1	Seg.2	Seg.3	Seg.4	Lap Time	km/h	Local Time
1		25.230	30.010	27.276		219,5	9:17'07.663
2	28.486	25.714	27.921	22.724	1'44.845	230,3	9:18'52.508
3	27.402	23.502	28.497	22.482	1'41.883	232,3	9:20'34.391
4	30.362	26.476	31.971	23.174	1'51.983	184,0	9:22'26.374
5	28.028	25.224	28.528	53.619	2'15.399P	231,3	9:24'41.773

32° 88 C. STANGE (1'42.037)

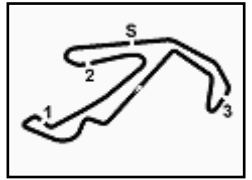
Lap	Seg.1	Seg.2	Seg.3	Seg.4	Lap Time	km/h	Local Time
1		24.411	28.286	23.336		231,8	9:16'54.511
2	28.317	23.998	27.900	23.043	1'43.258	233,8	9:18'37.769
3	28.215	23.672	27.671	23.216	1'42.774	233,3	9:20'20.543
4	27.942	23.734	27.710	22.907	1'42.293	231,3	9:22'02.836
5	27.882	23.545	27.856	23.092	1'42.375	230,3	9:23'45.211
6	28.085	28.803	27.851	23.208	1'47.947	232,3	9:25'33.158
7	27.766	24.155	27.761	23.167	1'42.849	229,3	9:27'16.007

07/07/2018 P = Pits In/Out - C = Lap Time Cancelled

These data/results cannot be reproduced, stored and/or transmitted in whole or in part by any manner of electronic, mechanical, photocopying, recording, broadcasting or otherwise now known or herein after developed without the previous express consent by the copyright owner, except for reproduction in daily press and regular printed publications on sale to the public within 60 days of the event related to those data/results and always provided that copyright symbol appears together as follows below.

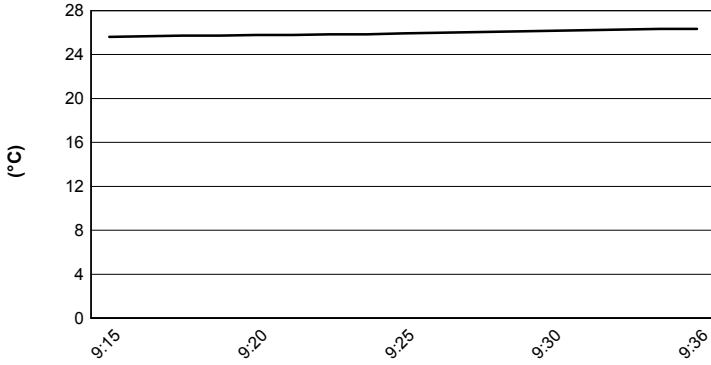
© DORNA WSBK ORGANIZATION Srl 2018



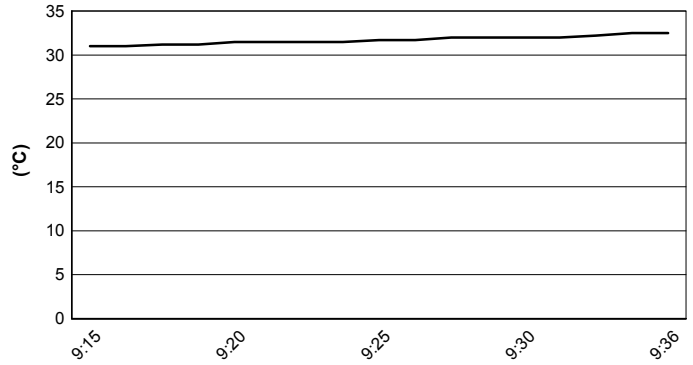


PIRELLI Riviera di Rimini Round, 6 - 8 July 2018
World Supersport - Weather Report Free Practice 3rd Session
 Session started 09:15 - Session ended 9:36


Air Temperature



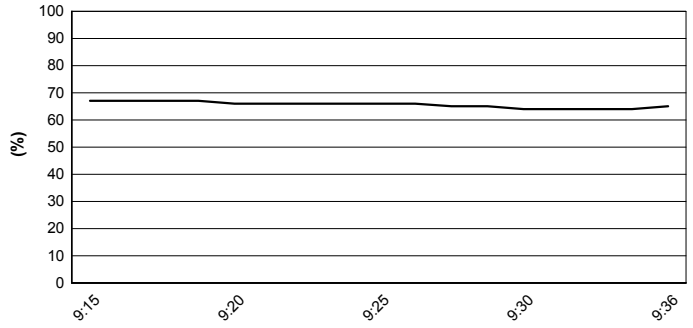
Track Temperature



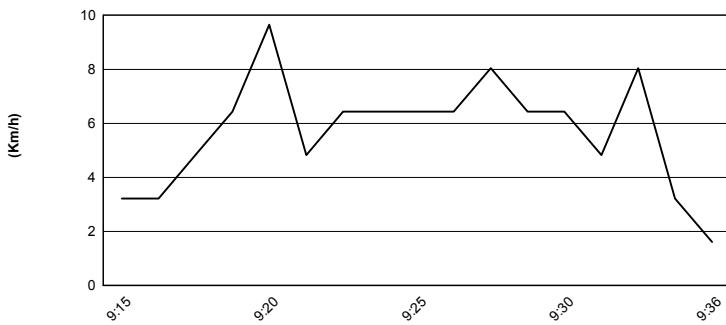
Air Pressure



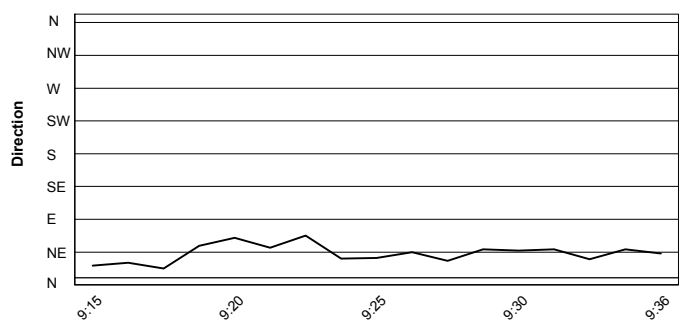
Humidity



Wind Speed



Wind Direction



07/07/2018

These data/results cannot be reproduced, stored and/or transmitted in whole or in part by any manner of electronic, mechanical, photocopying, recording, broadcasting or otherwise now known or herein after developed without the previous express consent by the copyright owner, except for reproduction in daily press and regular printed publications on sale to the public within 60 days of the event related to those data/results and always provided that copyright symbol appears together as follows below.

© DORNA WSBK ORGANIZATION Srl 2018

