

PIRELLI Riviera di Rimini Round, 6 - 8 July 2018

World Supersport 300 - Chronological Analysis Race

Misano Circuit Sic 58 4.226 m

Start at 14:21'07.647

1 / 5

1° 51 M. BASTIANELLI (1'51.478)								5° 43 L. GRUNWALD (1'51.797)							
Lap	Seg.1	Seg.2	Seg.3	Seg.4	Lap Time	km/h	Local Time	Lap	Seg.1	Seg.2	Seg.3	Seg.4	Lap Time	km/h	Local Time
1		27.180	31.873	24.629	2'00.792	177,9	14:23'08.439	1		26.800	31.796	24.972	1'59.778	178,2	14:23'07.425
2	29.400	26.724	31.540	24.704	1'52.368	179,7	14:25'00.807	2	29.255	26.340	31.922	24.803	1'52.320	181,8	14:24'59.745
3	29.279	26.866	31.733	24.895	1'52.773	181,8	14:26'53.580	3	29.030	27.125	31.728	24.468	1'52.351	179,1	14:26'52.096
4	29.232	27.256	31.557	24.583	1'52.628	181,5	14:28'46.208	4	29.242	26.532	32.379	24.541	1'52.694	176,8	14:28'44.790
5	28.833	26.791	31.907	24.277	1'51.808	175,0	14:30'38.016	5	29.181	26.392	31.947	24.638	1'52.158	176,8	14:30'36.948
6	28.845	26.434	31.766	24.433	1'51.478	180,0	14:32'29.494	6	28.982	26.881	32.196	24.469	1'52.528	171,7	14:32'29.476
7	30.108	26.700	31.271	24.233	1'52.312	182,1	14:34'21.806	7	29.435	26.810	31.758	24.273	1'52.276	177,0	14:34'21.752
8	29.182	26.664	31.725	24.619	1'52.190	180,0	14:36'13.996	8	28.836	26.640	31.902	24.419	1'51.797	176,5	14:36'13.549
9	28.720	26.659	32.418	24.545	1'52.342	174,8	14:38'06.338	9	28.981	27.068	32.529	24.608	1'53.186	180,6	14:38'06.735
10	28.980	27.172	32.908	24.449	1'53.509	169,8	14:39'59.847	10	28.930	27.003	32.561	24.554	1'53.048	175,0	14:39'59.783
11	29.571	26.606	32.358	24.455	1'52.990	172,8	14:41'52.837	11	29.078	26.970	32.728	24.452	1'53.228	175,9	14:41'53.011
12	29.013	27.212	32.505	24.817	1'53.547	172,8	14:43'46.384	12	29.248	27.137	32.391	24.700	1'53.476	177,6	14:43'46.487
13	28.981	27.221	32.570	24.447	1'53.219	172,0	14:45'39.603	13	29.390	26.755	33.233	24.608	1'53.986	165,1	14:45'40.473

2° 8 M. PEREZ (1'51.847)								6° 69 M. HERRERA (1'51.847)							
Lap	Seg.1	Seg.2	Seg.3	Seg.4	Lap Time	km/h	Local Time	Lap	Seg.1	Seg.2	Seg.3	Seg.4	Lap Time	km/h	Local Time
1		27.160	31.814	25.221	1'59.652	180,0	14:23'07.299	1		26.929	31.775	24.563	1'59.225	179,4	14:23'06.872
2	29.130	26.745	31.918	24.805	1'52.598	179,7	14:24'59.897	2	29.158	26.843	31.885	24.215	1'52.101	179,1	14:24'58.973
3	29.068	27.252	31.601	25.300	1'53.221	180,6	14:26'53.118	3	29.159	26.990	32.238	24.283	1'52.670	170,9	14:26'51.643
4	28.824	26.509	31.921	24.593	1'51.847	178,8	14:28'44.965	4	28.767	26.552	33.076	24.454	1'52.849	163,6	14:28'44.492
5	29.306	26.418	31.724	24.674	1'52.122	180,9	14:30'37.087	5	28.619	26.838	31.975	24.415	1'51.847	173,4	14:30'36.339
6	29.126	26.535	32.545	24.994	1'53.200	172,5	14:32'30.287	6	28.673	26.730	32.428	24.524	1'52.355	177,0	14:32'28.694
7	29.231	26.851	31.649	24.466	1'52.197	180,0	14:34'22.484	7	28.814	27.168	31.693	24.404	1'52.079	174,8	14:34'20.773
8	29.218	26.625	31.463	25.008	1'52.314	181,2	14:36'14.798	8	28.884	27.033	32.015	24.334	1'52.266	173,6	14:36'13.039
9	29.244	26.457	32.294	24.813	1'52.808	180,6	14:38'07.606	9	29.166	27.479	32.593	24.566	1'53.804	176,5	14:38'06.843
10	29.207	26.525	32.196	24.827	1'52.755	181,8	14:40'00.361	10	28.906	26.839	32.843	24.587	1'53.175	169,0	14:40'00.018
11	29.298	26.742	32.239	24.457	1'52.736	180,0	14:41'53.097	11	29.150	26.987	32.611	24.634	1'53.382	175,9	14:41'53.400
12	29.456	27.026	32.516	24.700	1'53.698	173,9	14:43'46.795	12	29.251	26.563	32.771	24.735	1'53.320	167,2	14:43'46.720
13	29.422	26.905	32.263	24.254	1'52.844	171,4	14:45'39.639	13	29.273	27.196	32.997	24.350	1'53.816	168,2	14:45'40.536

3° 81 M. GONZALEZ (1'51.977)								7° 55 G. HENDRA PRATAMA (1'51.940)							
Lap	Seg.1	Seg.2	Seg.3	Seg.4	Lap Time	km/h	Local Time	Lap	Seg.1	Seg.2	Seg.3	Seg.4	Lap Time	km/h	Local Time
1		27.004	32.059	24.512	1'57.931	174,5	14:23'05.578	1		27.487	32.656	25.249	1'58.922	166,2	14:23'06.569
2	28.904	27.150	32.534	24.483	1'53.071	166,7	14:24'58.649	2	29.194	26.723	32.142	24.597	1'52.656	175,0	14:24'59.225
3	29.066	26.881	31.951	24.649	1'52.547	170,6	14:26'51.196	3	29.401	26.970	32.123	24.423	1'52.917	177,3	14:26'52.142
4	28.807	27.119	32.617	24.408	1'52.951	168,8	14:28'44.147	4	29.300	26.505	32.617	24.599	1'53.021	176,8	14:28'45.163
5	28.807	26.661	32.165	24.399	1'52.032	174,5	14:30'36.179	5	29.251	26.631	31.757	24.614	1'52.253	179,4	14:30'37.416
6	28.729	26.690	32.432	24.574	1'52.425	175,9	14:32'28.604	6	29.234	26.752	32.128	24.464	1'52.578	177,0	14:32'29.994
7	29.009	26.832	32.424	24.344	1'52.609	174,2	14:34'21.213	7	29.039	26.919	31.788	24.194	1'51.940	175,9	14:34'21.934
8	28.871	26.812	31.943	24.351	1'51.977	172,2	14:36'13.190	8	29.238	26.743	31.706	25.047	1'52.734	175,9	14:36'14.668
9	29.143	27.088	32.963	24.707	1'53.901	166,9	14:38'07.091	9	29.136	26.702	32.393	24.762	1'52.993	177,6	14:38'07.661
10	29.058	26.822	31.846	24.525	1'52.251	178,5	14:39'59.342	10	29.441	26.500	32.469	25.158	1'53.568	174,5	14:40'01.229
11	28.833	27.460	32.388	24.476	1'53.157	175,9	14:41'52.499	11	29.324	26.817	31.972	24.718	1'52.831	179,4	14:41'54.060
12	29.527	27.156	32.690	24.759	1'54.132	176,5	14:43'46.631	12	29.096	26.852	32.249	24.780	1'52.977	175,6	14:43'47.037
13	29.484	26.825	32.530	24.245	1'53.084	169,8	14:45'39.715	13	29.468	26.812	32.793	24.707	1'53.770	175,9	14:45'40.807

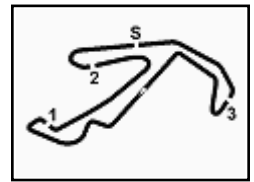
4° 19 L. BERNARDI (1'52.053)								8° 41 J. JÄHNIG (1'52.047)							
Lap	Seg.1	Seg.2	Seg.3	Seg.4	Lap Time	km/h	Local Time	Lap	Seg.1	Seg.2	Seg.3	Seg.4	Lap Time	km/h	Local Time
1		27.280	32.130	24.985	1'59.179	170,9	14:23'06.826	1		27.021	31.796	24.796	2'00.484	177,3	14:23'08.131
2	29.069	26.583	32.460	24.620	1'52.732	171,4	14:24'59.558	2	29.369	26.398	31.455	24.825	1'52.047	180,0	14:25'00.178
3	29.182	27.397	31.934	24.664	1'53.177	172,5	14:26'52.735	3	29.321	26.803	31.584	24.766	1'52.474	178,5	14:26'52.652
4	28.802	26.614	32.283	24.723	1'52.422	172,0	14:28'45.157	4	29.125	26.623	31.713	24.586	1'52.047	179,7	14:28'44.699
5	28.944	26.522	31.908	24.679	1'52.053	174,5	14:30'37.210	5	29.106	26.637	31.909	24.485	1'52.137	177,0	14:30'36.836
6	29.110	26.845	32.205	24.817	1'52.977	173,1	14:32'30.187	6	29.282	26.851	31.795	24.654	1'52.582	175,9	14:32'29.418
7	29.000	26.797	31.887	24.534	1'52.218	178,2	14:34'22.405	7	28.934	26.943	31.703	24.528	1'52.108	177,6	14:34'21.526
8	29.107	26.806	31.663	25.138	1'52.714	175,3	14:36'15.119	8	29.282	26.611	31.937	24.937	1'52.767	179,4	14:36'14.293
9	29.230	26.652	32.125	24.815	1'52.822	177,9	14:38'07.941	9	29.427	26.579	31.875	24.867	1'52.748	181,2	14:38'07.041
10	29.346	26.497	32.064	25.323	1'53.230	175,3	14:40'01.171	10	28.968	26.902	32.141	24.687	1'52.698	176,5	14:39'59.739
11	29.223	26.904	31.878	24.605	1'52.610	174,2	14:41'53.781	11	28.840	27.114	32.584	24.508	1'53.046	170,9	14:41'52.785
12	29.047	26.905	32.296	24.963	1'53.211	178,8	14:43'46.992	12	29.645	27.013	32.041	24.862	1'53.561	176,2	14:43'46.346
13	29.354	26.741	32.539	24.329	1'52.963	165,1	14:45'39.955	13	29.412	27.135	33.140	25.149	1'54.836	169,5	14:45'41.182

08/07/2018 P = Pits In/Out - C = Lap Time Cancelled

These data/results cannot be reproduced, stored and/or transmitted in whole or in part by any manner of electronic, mechanical, photocopying, recording, broadcasting or otherwise now known or herein after developed without the previous express consent by the copyright owner, except for reproduction in daily press and regular printed publications on sale to the public within 60 days of the event related to those data/results and always provided that copyright symbol appears together as follows below.

© DORNA WSBK ORGANIZATION Srl 2018





PIRELLI Riviera di Rimini Round, 6 - 8 July 2018

World Supersport 300 - Chronological Analysis Race

Misano Circuit Sic 58 4.226 m

Start at 14:21'07.647

2 / 5

9° 20 D. LOUREIRO (1'52.091)								13° 39 O. BONOLI (1'52.202)							
Lap	Seg.1	Seg.2	Seg.3	Seg.4	Lap Time	km/h	Local Time	Lap	Seg.1	Seg.2	Seg.3	Seg.4	Lap Time	km/h	Local Time
1		27.005	32.393	24.599	1'58.170	173,1	14:23'05.817	1		27.081	32.187	24.903	1'59.993	172,5	14:23'07.640
2	28.947	26.764	32.522	24.538	1'52.771	169,5	14:24'58.588	2	29.153	27.009	31.929	24.331	1'52.422	172,5	14:25'00.062
3	29.464	27.161	31.870	24.402	1'52.897	175,3	14:26'51.485	3	29.074	27.166	32.023	24.849	1'53.112	173,9	14:26'53.174
4	29.435	26.879	32.579	25.106	1'53.999	173,6	14:28'45.484	4	28.907	27.209	32.438	25.422	1'53.976	172,0	14:28'47.150
5	29.196	27.162	32.213	24.397	1'52.968	175,6	14:30'38.452	5	28.863	26.652	31.900	24.787	1'52.202	173,1	14:30'39.352
6	28.854	26.921	31.567	24.749	1'52.091	177,6	14:32'30.543	6	29.736	27.520	32.713	24.528	1'54.497	175,6	14:32'33.849
7	29.601	27.032	31.594	24.217	1'52.444	176,5	14:34'22.987	7	28.873	26.876	32.280	24.312	1'52.341	165,6	14:34'26.190
8	29.088	26.638	31.459	25.393	1'52.578	180,0	14:36'15.565	8	28.891	26.914	32.186	24.798	1'52.789	167,4	14:36'18.979
9	29.009	26.604	31.868	24.769	1'52.250	181,5	14:38'07.815	9	28.959	27.133	32.375	24.512	1'52.979	166,4	14:38'11.958
10	29.676	26.755	31.689	25.226	1'53.346	182,1	14:40'01.161	10	28.723	27.111	32.296	24.443	1'52.573	165,6	14:40'04.531
11	29.572	26.691	31.640	24.628	1'52.531	179,4	14:41'53.692	11	28.599	27.101	32.359	24.575	1'52.634	163,9	14:41'57.165
12	29.748	26.645	32.270	24.968	1'53.631	179,4	14:43'47.323	12	28.772	27.084	31.864	24.743	1'52.463	172,8	14:43'49.628
13	29.479	26.941	32.537	24.945	1'53.902	177,3	14:45'41.225	13	29.263	26.960	32.012	24.275	1'52.510	171,4	14:45'42.138

10° 2 A. CARRASCO (1'51.309)								14° 64 H. DE CANCELLIS (1'52.242)							
Lap	Seg.1	Seg.2	Seg.3	Seg.4	Lap Time	km/h	Local Time	Lap	Seg.1	Seg.2	Seg.3	Seg.4	Lap Time	km/h	Local Time
1		27.488	31.376	24.791	2'00.266	179,1	14:23'07.913	1		27.656	32.421	24.894	2'03.038	173,6	14:23'10.685
2	29.673	26.640	31.691	24.427	1'52.431	182,1	14:25'00.344	2	29.196	27.088	32.089	24.680	1'53.053	168,2	14:25'03.738
3	29.439	27.032	31.868	24.860	1'53.199	183,4	14:26'53.543	3	29.018	27.223	32.184	24.688	1'53.113	171,7	14:26'56.851
4	29.517	26.722	31.818	24.333	1'52.390	183,1	14:28'45.933	4	28.782	26.934	32.122	24.731	1'52.569	173,9	14:28'49.420
5	28.861	26.671	31.272	24.505	1'51.309	180,9	14:30'37.242	5	28.815	26.818	31.944	24.703	1'52.280	173,4	14:30'41.700
6	29.233	26.896	31.853	24.507	1'52.489	181,5	14:32'29.731	6	28.651	26.956	31.805	24.830	1'52.242	176,2	14:32'33.942
7	29.951	27.036	31.475	24.331	1'52.793	183,7	14:34'22.524	7	29.131	27.158	31.957	24.667	1'52.913	173,1	14:34'26.855
8	29.369	26.580	31.459	25.274	1'52.682	183,4	14:36'15.206	8	28.997	26.954	31.950	24.739	1'52.640	172,2	14:36'19.495
9	28.996	26.519	32.171	24.478	1'52.164	180,3	14:38'07.370	9	29.373	26.734	32.169	24.620	1'52.896	173,1	14:38'12.391
10	29.157	26.662	32.579	24.959	1'53.357	178,5	14:40'00.727	10	29.066	26.885	31.930	24.708	1'52.589	174,5	14:40'04.980
11	29.508	26.762	32.144	24.780	1'53.194	184,9	14:41'53.921	11	28.981	27.060	32.012	24.574	1'52.627	170,3	14:41'57.607
12	29.069	26.754	32.477	24.886	1'53.186	179,4	14:43'47.107	12	29.144	26.896	31.872	24.599	1'52.511	172,8	14:43'50.118
13	29.534	26.773	32.967	24.952	1'54.226	177,6	14:45'41.333	13	28.972	27.038	31.995	24.645	1'52.650	172,5	14:45'42.768

11° 96 I. PRATNA (1'51.749)								15° 65 J. FACCO (1'52.058)							
Lap	Seg.1	Seg.2	Seg.3	Seg.4	Lap Time	km/h	Local Time	Lap	Seg.1	Seg.2	Seg.3	Seg.4	Lap Time	km/h	Local Time
1		27.089	32.321	24.550	2'01.456	176,5	14:23'09.103	1		27.802	32.289	24.791	2'02.642	173,6	14:23'10.289
2	29.691	26.625	31.744	26.016	1'54.076	178,8	14:25'03.179	2	29.396	27.216	32.499	24.846	1'53.957	167,4	14:25'04.246
3	28.970	26.805	31.719	24.654	1'52.148	178,2	14:26'55.327	3	29.025	26.827	31.872	24.638	1'52.362	174,8	14:26'56.608
4	29.766	26.971	31.998	24.444	1'53.179	173,1	14:28'48.506	4	28.804	26.922	31.895	24.437	1'52.058	174,2	14:28'48.666
5	29.239	26.829	32.053	24.300	1'52.421	171,7	14:30'40.927	5	28.879	27.254	31.995	24.361	1'52.489	171,4	14:30'41.155
6	28.864	26.824	32.884	24.489	1'53.061	172,0	14:32'33.988	6	28.812	26.894	32.017	24.540	1'52.263	174,5	14:32'33.418
7	29.283	26.630	31.900	24.423	1'52.236	176,5	14:34'26.224	7	29.111	27.322	32.189	24.707	1'53.329	176,8	14:34'26.747
8	29.089	27.049	32.073	24.860	1'53.071	173,1	14:36'19.295	8	29.295	27.003	31.880	24.701	1'52.879	173,9	14:36'19.626
9	29.160	26.682	32.206	24.944	1'52.992	171,4	14:38'12.287	9	29.379	26.858	32.082	24.590	1'52.909	172,2	14:38'12.535
10	28.994	26.898	31.858	24.761	1'52.511	176,8	14:40'04.798	10	29.168	26.882	31.833	24.665	1'52.548	175,9	14:40'05.083
11	29.483	26.909	31.704	24.380	1'52.476	174,5	14:41'57.274	11	29.408	26.919	31.814	24.446	1'52.587	174,5	14:41'57.670
12	29.219	26.900	31.697	24.611	1'52.427	177,3	14:43'49.701	12	29.299	26.799	31.895	24.524	1'52.517	175,3	14:43'50.187
13	28.919	26.960	31.742	24.128	1'51.749	173,9	14:45'41.450	13	29.139	27.014	31.931	24.692	1'52.776	176,2	14:45'42.963

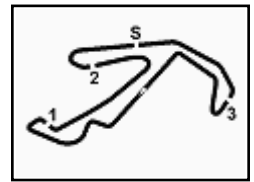
12° 14 E. DE LA VEGA (1'52.144)								16° 79 T. ALONSO (1'52.430)							
Lap	Seg.1	Seg.2	Seg.3	Seg.4	Lap Time	km/h	Local Time	Lap	Seg.1	Seg.2	Seg.3	Seg.4	Lap Time	km/h	Local Time
1		27.752	31.717	24.728	2'00.840	176,8	14:23'08.487	1		27.652	32.300	25.021	2'03.265	170,9	14:23'10.912
2	29.921	26.652	32.229	24.327	1'53.129	172,8	14:25'01.616	2	29.378	26.793	32.186	24.770	1'53.127	173,6	14:25'04.039
3	29.498	26.672	31.603	24.371	1'52.144	175,3	14:26'53.760	3	29.062	27.049	32.225	24.777	1'53.113	175,0	14:26'57.152
4	29.672	26.764	31.694	25.396	1'53.526	179,4	14:28'47.286	4	29.124	26.774	31.861	24.845	1'52.604	175,0	14:28'49.756
5	28.940	26.612	31.953	24.707	1'52.212	178,2	14:30'39.498	5	29.543	27.037	32.580	24.680	1'53.840	172,8	14:30'43.596
6	29.506	27.554	32.435	24.469	1'53.964	167,4	14:32'33.462	6	29.074	27.167	32.209	24.665	1'53.115	171,2	14:32'36.711
7	28.905	27.331	31.960	24.473	1'52.669	172,2	14:34'26.131	7	29.066	27.008	31.981	24.655	1'52.710	172,8	14:34'29.421
8	28.816	27.138	32.074	25.007	1'53.035	170,9	14:36'19.166	8	28.898	26.973	32.105	24.509	1'52.485	171,4	14:36'21.906
9	29.487	26.772	32.189	24.536	1'52.984	173,1	14:38'12.150	9	28.920	27.345	31.943	24.672	1'52.880	172,5	14:38'14.786
10	28.941	26.916	31.885	24.513	1'52.255	172,8	14:40'04.405	10	28.921	26.759	32.199	24.551	1'52.430	172,5	14:40'07.216
11	28.977	26.973	32.080	24.822	1'52.852	171,4	14:41'57.257	11	29.182	26.936	32.113	24.494	1'52.725	172,0	14:41'59.941
12	28.886	26.800	31.906	24.866	1'52.458	170,3	14:43'49.715	12	29.335	27.107	32.343	24.633	1'53.418	170,6	14:43'53.359
13	29.502	26.860	31.740	24.235	1'52.337	172,0	14:45'42.052	13	29.426	27.336	32.281	25.324	1'54.367	171,4	14:45'47.726

08/07/2018 P = Pits In/Out - C = Lap Time Cancelled

These data/results cannot be reproduced, stored and/or transmitted in whole or in part by any manner of electronic, mechanical, photocopying, recording, broadcasting or otherwise now known or herein after developed without the previous express consent by the copyright owner, except for reproduction in daily press and regular printed publications on sale to the public within 60 days of the event related to those data/results and always provided that copyright symbol appears together as follows below.

© DORNA WSBK ORGANIZATION Srl 2018





PIRELLI Riviera di Rimini Round, 6 - 8 July 2018

World Supersport 300 - Chronological Analysis Race

Misano Circuit Sic 58.4.226m

Start at 14:21'07.647

3 / 5

17° 54 F. FULIGNI (1'52.825)								21° 28 D. KOOPMAN (1'53.861)							
Lap	Seg.1	Seg.2	Seg.3	Seg.4	Lap Time	km/h	Local Time	Lap	Seg.1	Seg.2	Seg.3	Seg.4	Lap Time	km/h	Local Time
1		27.380	32.034	24.643	2'01.415	176,5	14:23'09.062	1		27.746	32.438	25.821	2'04.596	171,7	14:23'12.243
2	29.593	26.910	32.081	24.773	1'53.357	178,2	14:25'02.419	2	29.478	27.399	32.533	24.986	1'54.396	171,4	14:25'06.639
3	28.913	26.830	32.665	24.642	1'53.050	172,8	14:26'55.469	3	29.421	27.295	32.454	24.839	1'54.009	172,8	14:27'00.648
4	29.320	27.167	32.855	24.699	1'54.041	167,4	14:28'49.510	4	30.005	27.275	32.397	24.901	1'54.578	170,9	14:28'55.226
5	29.397	27.109	32.678	25.004	1'54.188	161,0	14:30'43.698	5	29.515	27.289	32.813	24.921	1'54.538	169,5	14:30'49.764
6	29.157	27.228	32.152	24.964	1'53.501	171,2	14:32'37.199	6	29.488	27.309	32.536	24.897	1'54.230	169,8	14:32'43.994
7	28.987	26.982	32.057	24.799	1'52.825	171,2	14:34'30.024	7	29.281	27.249	32.609	24.722	1'53.861	170,1	14:34'37.855
8	28.986	27.138	32.379	24.688	1'53.191	169,5	14:36'23.215	8	29.298	27.327	32.728	24.800	1'54.153	168,0	14:36'32.008
9	29.134	27.002	32.517	24.770	1'53.423	168,8	14:38'16.638	9	29.474	27.230	32.615	25.483	1'54.802	167,4	14:38'26.810
10	29.058	27.110	32.605	24.740	1'53.513	168,8	14:40'10.151	10	29.447	27.219	32.931	24.662	1'54.259	168,0	14:40'21.069
11	29.254	27.402	32.694	24.920	1'54.270	167,2	14:42'04.421	11	29.688	27.501	32.703	25.226	1'55.118	172,0	14:42'16.187
12	29.197	27.413	33.069	24.898	1'54.577	164,6	14:43'58.998	12	29.452	27.325	32.870	24.808	1'54.455	166,7	14:44'10.642
13	29.348	27.470	32.718	24.821	1'54.357	166,7	14:45'53.355	13	29.176	27.368	32.667	25.273	1'54.484	165,9	14:46'05.126

18° 44 S. LOCHOFF (1'53.288)								22° 97 M. KAPPLER (1'53.260)							
Lap	Seg.1	Seg.2	Seg.3	Seg.4	Lap Time	km/h	Local Time	Lap	Seg.1	Seg.2	Seg.3	Seg.4	Lap Time	km/h	Local Time
1		27.744	32.435	25.022	2'04.087	180,6	14:23'11.734	1		27.621	32.820	25.394	2'05.207	176,2	14:23'12.854
2	29.385	27.455	32.316	25.205	1'54.361	173,1	14:25'06.095	2	29.799	27.218	32.262	24.955	1'54.234	174,5	14:25'07.088
3	29.295	27.210	31.884	24.899	1'53.288	175,6	14:26'59.383	3	29.252	26.891	32.278	24.839	1'53.260	174,5	14:27'00.348
4	29.405	26.908	32.676	24.688	1'53.677	170,3	14:28'53.060	4	29.522	27.178	32.608	25.061	1'54.369	173,1	14:28'54.717
5	29.219	26.957	32.462	25.806	1'54.444	170,3	14:30'47.504	5	29.591	27.044	32.318	25.081	1'54.034	177,3	14:30'48.751
6	29.262	27.263	32.403	24.676	1'53.604	170,3	14:32'41.108	6	29.404	27.465	32.603	24.746	1'54.218	172,8	14:32'42.969
7	29.232	27.191	32.416	24.539	1'53.378	170,9	14:34'34.486	7	29.602	27.073	32.252	25.226	1'54.153	173,4	14:34'37.122
8	29.245	27.442	32.405	24.442	1'53.534	169,5	14:36'28.020	8	29.255	27.175	32.393	24.897	1'53.720	175,6	14:36'30.842
9	29.410	27.270	32.326	24.797	1'53.803	170,9	14:38'21.823	9	29.395	27.101	32.698	25.100	1'54.294	170,6	14:38'25.136
10	29.224	27.502	32.428	25.160	1'54.314	172,0	14:40'16.137	10	29.526	27.344	33.574	25.149	1'55.593	164,1	14:40'20.729
11	29.675	27.326	32.532	24.560	1'54.093	169,3	14:42'10.230	11	29.692	27.502	32.860	25.295	1'55.349	168,8	14:42'16.078
12	30.131	27.774	32.518	24.626	1'55.049	168,8	14:44'05.279	12	29.873	27.600	32.852	25.311	1'55.636	176,2	14:44'11.714
13	29.314	27.459	32.644	24.625	1'54.042	170,1	14:45'59.321	13	29.774	27.550	32.934	25.472	1'55.730	169,5	14:46'07.444

19° 3 T. TOPARIS (1'52.902)								23° 5 R. VOS (1'55.065)							
Lap	Seg.1	Seg.2	Seg.3	Seg.4	Lap Time	km/h	Local Time	Lap	Seg.1	Seg.2	Seg.3	Seg.4	Lap Time	km/h	Local Time
1		28.018	32.151	25.117	2'03.701	176,5	14:23'11.348	1		27.670	32.833	25.391	2'05.122	174,2	14:23'12.769
2	29.564	27.614	32.059	25.879	1'55.116	175,9	14:25'06.464	2	30.043	27.458	32.366	25.198	1'55.065	176,5	14:25'07.834
3	29.254	27.178	32.376	24.865	1'53.673	173,9	14:27'00.137	3	29.688	27.463	32.877	25.276	1'55.304	171,4	14:27'03.138
4	29.465	27.710	32.029	24.945	1'54.149	178,8	14:28'54.286	4	29.650	27.563	33.079	25.476	1'55.768	169,0	14:28'58.906
5	29.214	27.458	32.503	24.875	1'54.050	172,2	14:30'48.336	5	30.053	27.784	33.173	25.558	1'56.568	168,5	14:30'55.474
6	29.347	27.849	32.347	24.796	1'54.339	172,5	14:32'42.675	6	30.375	27.847	33.550	25.500	1'57.272	167,7	14:32'52.746
7	29.281	27.106	32.315	24.592	1'53.294	172,5	14:34'35.969	7	29.667	28.138	32.901	25.392	1'56.098	173,1	14:34'48.844
8	28.880	27.231	32.213	24.578	1'52.902	173,1	14:36'28.871	8	30.051	28.208	33.161	25.534	1'56.954	170,6	14:36'45.798
9	29.060	26.948	32.511	24.754	1'53.273	173,4	14:38'22.144	9	29.955	28.014	32.868	25.226	1'56.063	170,9	14:38'41.861
10	29.178	27.046	32.487	25.324	1'54.035	170,9	14:40'16.179	10	30.244	27.569	33.084	25.293	1'56.190	172,5	14:40'38.051
11	29.947	27.512	32.690	24.731	1'54.880	171,2	14:42'11.059	11	30.100	27.646	33.637	25.268	1'56.651	167,7	14:42'34.702
12	29.508	27.495	32.926	24.663	1'54.592	169,8	14:44'05.651	12	29.822	27.749	32.970	25.124	1'55.665	173,9	14:44'30.367
13	29.214	27.007	34.447	24.946	1'55.614	163,9	14:46'01.265	13	29.941	27.550	33.270	25.494	1'56.255	167,4	14:46'26.622

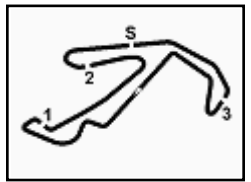
20° 13 D. IOZZO (1'53.605)								24° 78 J. FORAY (1'55.300)							
Lap	Seg.1	Seg.2	Seg.3	Seg.4	Lap Time	km/h	Local Time	Lap	Seg.1	Seg.2	Seg.3	Seg.4	Lap Time	km/h	Local Time
1		27.891	32.484	25.258	2'05.171	172,5	14:23'12.818	1		28.214	32.643	25.242	2'05.966	177,6	14:23'13.613
2	30.153	27.232	31.941	24.874	1'54.200	173,4	14:25'07.018	2	30.267	27.614	32.705	25.493	1'56.079	174,2	14:25'09.692
3	29.745	27.302	32.218	24.527	1'53.792	172,0	14:27'00.810	3	29.846	27.727	32.974	25.507	1'56.054	173,9	14:27'05.746
4	29.183	27.369	32.357	25.085	1'53.994	172,5	14:28'54.804	4	30.416	27.555	32.856	25.305	1'56.132	171,7	14:29'01.878
5	29.114	27.371	32.401	24.719	1'53.605	173,6	14:30'48.409	5	29.849	27.467	32.699	25.399	1'55.414	172,2	14:30'57.292
6	29.333	28.106	32.108	24.860	1'54.407	173,6	14:32'42.816	6	29.866	27.726	32.978	25.464	1'56.034	172,5	14:32'53.326
7	29.344	27.171	32.605	24.731	1'53.851	170,6	14:34'36.667	7	29.533	27.572	32.638	25.557	1'55.300	173,4	14:34'48.626
8	29.191	27.589	32.567	24.928	1'54.275	167,2	14:36'30.942	8	30.017	27.956	32.988	25.361	1'56.322	173,6	14:36'44.948
9	29.392	27.360	32.682	24.867	1'54.301	168,8	14:38'25.243	9	29.790	27.872	33.468	25.427	1'56.557	168,0	14:38'41.505
10	29.530	27.521	33.381	25.217	1'55.649	162,9	14:40'20.892	10	30.200	27.611	32.954	25.418	1'56.183	169,3	14:40'37.688
11	29.676	27.591	32.647	25.039	1'54.953	172,2	14:42'15.845	11	30.087	27.712	32.980	25.381	1'56.160	169,3	14:42'33.848
12	29.486	27.977	32.769	24.737	1'54.969	169,5	14:44'10.814	12	29.800	28.399	32.917	25.247	1'56.363	170,6	14:44'30.211
13	29.310	27.400	32.474	24.844	1'54.028	169,0	14:46'04.842	13	29.671	27.788	33.658	25.295	1'56.412	169,3	14:46'26.623

08/07/2018 P = Pits In/Out - C = Lap Time Cancelled

These data/results cannot be reproduced, stored and/or transmitted in whole or in part by any manner of electronic, mechanical, photocopying, recording, broadcasting or otherwise now known or herein after developed without the previous express consent by the copyright owner, except for reproduction in daily press and regular printed publications on sale to the public within 60 days of the event related to those data/results and always provided that copyright symbol appears together as follows below.

© DORNA WSBK ORGANIZATION Srl 2018





PIRELLI Riviera di Rimini Round, 6 - 8 July 2018

World Supersport 300 - Chronological Analysis Race

Misano Circuit Sic 58 4.226 m

Start at 14:21'07.647

4 / 5

25° 7 N. SETTIMO (1'55.575)								29° 48 T. BRIANTI (1'52.058)							
Lap	Seg.1	Seg.2	Seg.3	Seg.4	Lap Time	km/h	Local Time	Lap	Seg.1	Seg.2	Seg.3	Seg.4	Lap Time	km/h	Local Time
1		28.335	32.812	25.309	2'06.154	171,4	14:23'13.801	1		26.898	32.097	24.950	1'58.865	176,8	14:23'06.512
2	29.667	27.864	32.853	25.224	1'55.608	166,4	14:25'09.409	2	28.959	26.239	32.842	24.538	1'52.578	167,7	14:24'59.090
3	29.427	28.119	32.838	25.218	1'55.602	166,4	14:27'05.011	3	29.390	26.926	32.065	24.357	1'52.738	179,1	14:26'51.828
4	29.483	27.952	32.899	25.241	1'55.575	165,9	14:29'00.586	4	29.305	26.468	31.822	24.473	1'52.068	175,0	14:28'43.896
5	29.563	28.099	32.851	25.133	1'55.646	165,9	14:30'56.232	5	28.724	26.749	32.156	24.429	1'52.058	169,8	14:30'35.954
6	29.767	28.038	32.910	25.268	1'55.983	168,5	14:32'52.215	6	28.687	26.798	32.444	24.318	1'52.247	170,6	14:32'28.201
7	29.402	28.145	33.379	25.384	1'56.310	164,1	14:34'48.525	7	29.079	27.284	32.193	24.157	1'52.713	180,0	14:34'20.914
8	29.734	28.276	33.159	25.379	1'56.548	163,9	14:36'45.073	8	28.984	26.868	32.466	25.075	1'53.393	174,2	14:36'14.307
9	29.842	28.376	33.034	25.392	1'56.644	165,9	14:38'41.717	9	28.881	26.641	32.781	24.536	1'52.839	179,1	14:38'07.146
10	29.640	28.280	33.229	25.344	1'56.493	166,9	14:40'38.210	10	29.197	26.710	32.594	25.020	1'53.521	180,6	14:40'00.667
11	30.073	27.991	33.288	25.312	1'56.664	162,2	14:42'34.874	11	29.119	26.426	32.397	24.857	1'52.799	180,3	14:41'53.466
12	29.870	28.041	32.712	25.157	1'55.780	169,0	14:44'30.654	12	1'43.270	29.032	32.804	24.950	3'10.056	170,9	14:45'03.522
13	29.773	27.806	33.143	25.514	1'56.236	167,7	14:46'26.890	13	29.614	27.204	32.372	24.642	1'53.832	171,4	14:46'57.354

26° 71 T. EDWARDS (1'52.539)								RET 33 D. VALLE (1'52.071)							
Lap	Seg.1	Seg.2	Seg.3	Seg.4	Lap Time	km/h	Local Time	Lap	Seg.1	Seg.2	Seg.3	Seg.4	Lap Time	km/h	Local Time
1		27.463	32.154	24.685	2'01.902	180,3	14:23'09.549	1		27.032	31.803	24.903	1'58.980	175,0	14:23'06.627
2	29.783	26.565	32.046	24.748	1'53.142	181,5	14:25'02.691	2	29.007	26.840	31.932	24.351	1'52.130	174,5	14:24'58.757
3	29.273	26.714	31.802	24.750	1'52.539	178,5	14:26'55.230	3	29.503	27.068	31.915	24.314	1'52.800	172,5	14:26'51.557
4	1'06.542	28.320	33.880	25.035	2'33.777	169,5	14:29'29.007	4	28.988	26.481	32.612	24.365	1'52.446	165,4	14:28'44.003
5	29.241	27.374	32.792	24.859	1'54.266	169,8	14:31'23.273	5	28.796	26.712	32.202	24.361	1'52.071	168,0	14:30'36.074
6	29.167	27.326	33.229	24.765	1'54.487	171,4	14:33'17.760	6	28.722	26.650	32.555	24.534	1'52.461	172,2	14:32'28.535
7	29.176	27.424	32.648	24.586	1'53.834	170,9	14:35'11.594	7	28.889	26.769	32.370	24.271	1'52.299	166,9	14:34'20.834
8	29.544	27.183	32.735	24.689	1'54.151	170,9	14:37'05.745	8	28.725	27.031	31.998	24.419	1'52.173	173,6	14:36'13.007
9	29.229	27.289	32.582	24.703	1'53.803	171,4	14:38'59.548	9	29.104	27.430	32.454	24.457	1'53.445	167,7	14:38'06.452
10	29.254	27.185	32.356	24.686	1'53.481	172,8	14:40'53.029	10	29.026	26.856	33.024	24.956	1'53.862	166,9	14:40'00.314
11	29.190	27.269	32.212	24.703	1'53.374	174,2	14:42'46.403								
12	29.146	27.107	31.992	24.967	1'53.212	173,9	14:44'39.615								
13	28.883	27.251	32.609	24.684	1'53.427	172,8	14:46'33.042								

27° 58 T. FINOCCHIARO (1'55.890)								RET 27 F. ROVELLI (1'51.509)							
Lap	Seg.1	Seg.2	Seg.3	Seg.4	Lap Time	km/h	Local Time	Lap	Seg.1	Seg.2	Seg.3	Seg.4	Lap Time	km/h	Local Time
1		28.282	32.937	25.133	2'06.248	172,0	14:23'13.895	1		27.115	31.504	24.657	2'00.905	179,7	14:23'08.552
2	30.310	27.819	32.697	25.163	1'55.989	168,5	14:25'09.884	2	29.488	26.526	31.462	24.509	1'51.985	180,9	14:25'00.537
3	29.879	27.706	33.023	25.343	1'55.951	169,8	14:27'05.835	3	29.393	27.063	31.563	24.825	1'52.844	180,3	14:26'53.381
4	29.850	28.306	32.976	25.176	1'56.308	168,2	14:29'02.143	4	28.947	26.539	32.694	24.987	1'53.167	174,5	14:28'46.548
5	29.796	27.640	33.313	25.339	1'56.088	166,9	14:30'58.231	5	28.790	26.797	32.080	24.797	1'52.464	178,8	14:30'39.012
6	29.589	27.635	33.459	25.207	1'55.890	166,2	14:32'54.121	6	28.850	26.852	31.322	24.605	1'51.629	177,9	14:32'30.641
7	29.575	28.403	33.736	25.564	1'57.278	165,6	14:34'51.399	7	29.203	26.772	31.247	24.287	1'51.509	183,7	14:34'22.150
8	29.948	27.974	33.682	25.403	1'57.007	165,4	14:36'48.406	8	29.226	26.670	31.386	25.088	1'52.370	179,7	14:36'14.520
9	29.944	27.979	33.770	25.468	1'57.161	164,1	14:38'45.567	9	28.984	26.884	32.318	24.573	1'52.759	180,3	14:38'07.279
10	30.209	28.360	33.853	25.531	1'57.953	164,4	14:40'43.520	10	29.674	26.481	32.284	24.768	1'53.207	183,4	14:40'00.486
11	30.241	28.274	34.015	25.562	1'58.092	163,9	14:42'41.612								
12	30.271	28.275	33.946	25.604	1'58.096	163,9	14:44'39.708								
13	30.096	28.207	33.896	25.519	1'57.718	164,1	14:46'37.426								

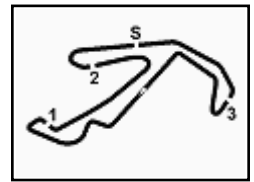
28° 62 J. SCHULTZ (1'56.481)								RET 95 S. DEROUÉ (1'51.709)							
Lap	Seg.1	Seg.2	Seg.3	Seg.4	Lap Time	km/h	Local Time	Lap	Seg.1	Seg.2	Seg.3	Seg.4	Lap Time	km/h	Local Time
1		28.553	33.412	25.428	2'06.873	166,2	14:23'14.520	1		27.238	32.205	24.859	1'58.803	175,0	14:23'06.450
2	29.949	27.936	33.074	25.522	1'56.481	164,9	14:25'11.001	2	28.784	26.689	31.900	24.652	1'52.025	173,9	14:24'58.475
3	29.732	28.193	33.452	25.439	1'56.816	163,4	14:27'07.817	3	29.006	27.051	31.870	24.864	1'52.791	172,2	14:26'51.266
4	29.930	28.464	33.627	25.453	1'57.474	160,2	14:29'05.291	4	29.065	27.232	32.338	24.700	1'53.335	175,9	14:28'44.601
5	29.947	28.544	33.911	25.369	1'57.771	158,4	14:31'03.062	5	28.715	26.516	32.267	24.412	1'51.910	176,8	14:30'36.511
6	29.769	28.623	34.018	25.337	1'57.747	158,1	14:33'00.809	6	28.708	26.713	32.377	24.694	1'52.492	180,9	14:32'29.003
7	29.846	28.602	33.709	25.258	1'57.415	159,3	14:34'58.224	7	28.772	26.578	31.776	24.583	1'51.709	174,2	14:34'20.712
8	29.822	28.470	33.779	25.416	1'57.487	157,7	14:36'55.711	8	28.743	26.976	32.036	24.475	1'52.230	171,2	14:36'12.942
9	29.716	28.537	33.827	25.444	1'57.524	158,1	14:38'53.235								
10	29.808	28.416	34.088	25.166	1'57.478	158,6	14:40'50.713								
11	29.689	28.401	33.684	25.251	1'57.025	159,1	14:42'47.738								
12	29.535	28.472	33.673	25.441	1'57.121	160,7	14:44'44.859								
13	29.721	28.395	33.671	25.596	1'57.383	159,1	14:46'42.242								

08/07/2018 P = Pits In/Out - C = Lap Time Cancelled

These data/results cannot be reproduced, stored and/or transmitted in whole or in part by any manner of electronic, mechanical, photocopying, recording, broadcasting or otherwise now known or herein after developed without the previous express consent by the copyright owner, except for reproduction in daily press and regular printed publications on sale to the public within 60 days of the event related to those data/results and always provided that copyright symbol appears together as follows below.

© DORNA WSBK ORGANIZATION Srl 2018





PIRELLI Riviera di Rimini Round, 6 - 8 July 2018

World Supersport 300 - Chronological Analysis Race

Start at 14:21'07.647

RET 15 G. VAN STRAALEN (1'51.879)							
Lap	Seg.1	Seg.2	Seg.3	Seg.4	Lap Time	km/h	Local Time
1		27.064	31.816	24.987	2'00.205	176,5	14:23'07.852
2	29.276	26.571	31.455	24.577	1'51.879	176,8	14:24'59.731
3	29.617	27.187	32.005	25.061	1'53.870	178,2	14:26'53.601
4	29.684	26.672	31.924	24.866	1'53.146	177,6	14:28'46.747
5	28.962	26.595	31.804	24.923	1'52.284	179,4	14:30'39.031

RET 93 W. KHAN (1'51.770)							
Lap	Seg.1	Seg.2	Seg.3	Seg.4	Lap Time	km/h	Local Time
1		27.312	32.329	24.962	2'02.579	173,9	14:23'10.226
2	29.282	26.864	31.607	24.565	1'52.318	178,8	14:25'02.544
3	29.040	26.737	32.202	24.580	1'52.559	172,5	14:26'55.103
4	28.872	26.889	31.595	25.019	1'52.375	177,9	14:28'47.478
5	28.965	26.464	31.582	24.759	1'51.770	180,0	14:30'39.248

RET 30 D. BLIN (1'53.601)							
Lap	Seg.1	Seg.2	Seg.3	Seg.4	Lap Time	km/h	Local Time
1		27.647	32.141	25.124	2'03.977	173,9	14:23'11.624
2	29.528	27.757	31.937	24.794	1'54.016	174,8	14:25'05.640
3	28.992	27.412	32.541	25.154	1'54.099	168,0	14:26'59.739
4	28.879	27.344	32.569	24.809	1'53.601	165,9	14:28'53.340

RET 17 K. MEUFFELS (1'52.518)							
Lap	Seg.1	Seg.2	Seg.3	Seg.4	Lap Time	km/h	Local Time
1		26.855	31.713	25.030	2'00.100	180,0	14:23'07.747
2	29.612	26.786	31.574	24.546	1'52.518	180,6	14:25'00.265
3	29.393	26.762	31.853	24.954	1'52.962	177,3	14:26'53.227

RET 85 K. SABATUCCI							
Lap	Seg.1	Seg.2	Seg.3	Seg.4	Lap Time	km/h	Local Time
1		27.063	32.341	25.046	1'59.561	174,5	14:23'07.208

RET 22 N. KALININ							
Lap	Seg.1	Seg.2	Seg.3	Seg.4	Lap Time	km/h	Local Time
1		26.746	31.857	25.606	1'59.919	179,4	14:23'07.566

RET 21 B. SANCHEZ							
Lap	Seg.1	Seg.2	Seg.3	Seg.4	Lap Time	km/h	Local Time
1		28.567	31.819	24.731	2'02.139	179,4	14:23'09.786

08/07/2018 P = Pits In/Out - C = Lap Time Cancelled

These data/results cannot be reproduced, stored and/or transmitted in whole or in part by any manner of electronic, mechanical, photocopying, recording, broadcasting or otherwise now known or herein after developed without the previous express consent by the copyright owner, except for reproduction in daily press and regular printed publications on sale to the public within 60 days of the event related to those data/results and always provided that copyright symbol appears together as follows below.

© DORNA WSBK ORGANIZATION Srl 2018

